



# UT MARTIN SKYHAWKS

## WOMEN'S BASKETBALL 2022-23 GAME NOTES



SEVEN OVC CHAMPIONSHIPS • FOUR OVC TOURNAMENT TITLES • FOUR NCAA TOURNAMENT APPEARANCES • SIX WOMENS NIT QUALIFIERS

### THE MATCHUP



#### UT MARTIN SKYHAWKS | 3-5, 0-0 OVC

**Head Coach:** Kevin McMillan (Rhodes College, 1989)  
**Career Record:** 255-165 (14th season)  
**Record at UTM:** Same

**Points:** Kenley McCann (19.8)      **Steals:** Littleford/Pipkin (1.6)  
**Rebounds:** Sharnecce Currie-Jelks (7.1)      **Blocks:** Sharnecce Currie-Jelks (0.8)  
**Assists:** Shae Littleford (3.8)

PPG ..... 65.4  
 Opp. PPG ..... 64.9  
 Margin ..... +0.5  
 FG% ..... 42.3  
 3PT FG% ..... 36.0  
 FT% ..... 79.3  
 RPG ..... 29.8  
 APG ..... 12.2  
 TPG ..... 17.0  
 SPG ..... 8.6  
 BPG ..... 2.5

VS



#### SOUTH DAKOTA STATE JACKRABBITS | 6-4, 0-0 SUMMIT

**Head Coach:** Aaron Johnston (Gustavus Adolphus, 1996)  
**Career Record:** 543-179 (23rd season)  
**Record at SDSU:** Same

**Points:** Myah Selland (15.7)      **Steals:** Myah Selland (1.5)  
**Rebounds:** Kallie Theisen (6.1)      **Blocks:** Kallie Theisen (1.0)  
**Assists:** Myah Selland (3.4)

PPG ..... 69.7  
 Opp. PPG ..... 67.5  
 Margin ..... +2.2  
 FG% ..... 44.4  
 3PT FG% ..... 28.4  
 FT% ..... 70.4  
 RPG ..... 40.5  
 APG ..... 14.8  
 TPG ..... 15.5  
 SPG ..... 4.5  
 BPG ..... 3.1

### PROBABLE STARTING LINEUP



**G**  
**5**  
**SEYGAN ROBINS**  
 7.5 PPG • 1.1 RPG  
 2.5 APG • 1.3 SPG



**G**  
**11**  
**SHAE LITTLEFORD**  
 8.9 PPG • 2.8 RPG  
 3.8 APG • 1.6 SPG



**G**  
**25**  
**PAIGE PIPKIN**  
 11.4 PPG • 2.6 RPG  
 2.6 APG • 1.6 SPG



**F**  
**12**  
**LEXI RUBEL**  
 4.6 PPG • 4.1 RPG  
 0.9 APG • 0.9 SPG



**F**  
**23**  
**SHARNECCE CURRIE-JELKS**  
 12.6 PPG • 7.1 RPG  
 0.5 APG • 1.0 SPG

### FULL COURT PRESS



#### PLAYER TO WATCH

**#25 • PAIGE PIPKIN**  
 5-10 • Henderson, Tenn. • Gr.

Paige Pipkin had a big game against Vanderbilt by leading all scorers with 19 points in the 12-point road victory. Pipkin scored 19 points while going 8-for-15 from the field and knocking down three three-pointers.

Pipkin has scored in double figures four times this season while averaging 11.4 points and 2.6 assists per game.

- The University of Tennessee at Martin women's basketball team continues its season-long six-game road trip with a matchup against defending WNIT champs South Dakota State on Monday, Dec. 12. Tipoff from Frost Arena is scheduled for 6 p.m. on ESPN+.
- The Skyhawks (3-5) return to the court following an eight-day hiatus for finals following the team's decisive road win over SEC foe Vanderbilt by a final score of 66-54. In the contest, UT Martin had four players score in double figures, led by a game-high 19 points by graduate guard Paige Pipkin while Sharnecce Currie-Jelks (16), Seygan Robins (14) and Shae Littleford (14) also joined in the action.
- After another strong performance, Currie-Jelks earned her second consecutive Ohio Valley Conference Freshman of the Week honor. The freshman forward averaged 14.5 points and 8.0 rebounds against Murray State and Vanderbilt. Overall, the Skyhawks have claimed four consecutive OVC Freshman of the Week honors to start the season.
- South Dakota State (6-4) is one of the top mid-major powers in the country while currently receiving votes in the national polls. The Jackrabbits won 29 games last season on their way to winning the WNIT title. Most recently, the squad picked up an 82-78 road win at No. 24 Kansas State on Saturday afternoon. SDSU features a pair of standouts averaging double figures as Myah Selland leads the team with 15.7 points and 6.0 rebounds per game while Haleigh Timmer tosses in 10.6 points per night.
- Monday's matchup marks the first meeting between the two programs in series history and just the second against a member of the Summit League.

### SERIES HISTORY

Series tied 0-0

Last Meeting	N/A
Game Result	N/A
Streak	N/A
First Meeting	N/A
UTM vs. SDSU in Martin	0-0
UTM vs. SDSU in Brookings	0-0
McMillan vs. South Dakota State	0-0

### 2022-23 SCHEDULE/RESULTS

BREAKDOWN	OVERALL RECORD:	3-5
	OVC	0-0
	NON-CONFERENCE	3-5
	HOME	1-2
	AWAY	1-1
	NEUTRAL	1-2

### NOVEMBER

Date	Day	Opponent	TV	Time (CT)
10	THU	TROY	ESPN+	L, 89-84
14	MON	ARKANSAS STATE	ESPN+	W, 73-54
17	THU	at Missouri	SECN+	L, 60-55
21	MON	vs. Marshall	BeTheBeast	L, 70-57
22	TUE	vs. Norfolk State	BeTheBeast	L, 70-55
23	WED	vs. Purdue Fort Wayne	BeTheBeast	W, 81-51
30	WED	MURRAY STATE	ESPN+	L, 71-52

### DECEMBER

Date	Day	Opponent	TV	Time (CT)
4	SUN	at Vanderbilt	SECN	W, 66-54
12	MON	at South Dakota State	ESPN+	6 pm
14	WED	at South Dakota	MidCo	5:30 pm
17	SAT	at Missouri State	ESPN3	1 pm
22	THU	at Evansville	-	6 pm
29	THU	at Little Rock*	ESPN+	5 pm
31	SAT	MOREHEAD STATE*	ESPN+	1 pm

### JANUARY

Date	Day	Opponent	TV	Time (CT)
5	THU	SOUTHEAST MISSOURI*	ESPN+	5:30 pm
7	SAT	TENNESSEE TECH*	ESPN+	1 pm
12	THU	at Tennessee State*	ESPN+	5:30 pm
14	SAT	at Southern Indiana*	ESPN+	5 pm
19	THU	at Southeast Missouri*	ESPN+	5 pm
21	SAT	EASTERN ILLINOIS*	ESPN+	1 pm
26	THU	LINDENWOOD*	ESPN+	5:30 pm
28	SAT	SOUTHERN INDIANA*	ESPN+	1 pm

### FEBRUARY

Date	Day	Opponent	TV	Time (CT)
2	THU	at SIUE*	ESPN+	11 am
4	SAT	at Lindenwood*	ESPN+	1 pm
9	THU	at Eastern Illinois*	ESPN+	5 pm
11	SAT	LITTLE ROCK*	ESPN+	1 pm
16	THU	SIUE*	ESPN+	5:30 pm
18	SAT	at Tennessee Tech*	ESPN+	1 pm
23	THU	TENNESSEE STATE*	ESPN+	5:30 pm
25	SAT	at Morehead State*	ESPN+	Noon

### MARCH

Date	Day	Opponent	TV	Time (CT)
1-4	-	OVC Basketball Championship!		

# Hostlo Community Classic - Savannah, Ga.  
 † OVC Championship - Evansville, Ind.  
 Home games in **BOLD CAPS** in Elam Center  
 \* Ohio Valley Conference game

## UNIVERSITY INFORMATION

Location	Martin, Tenn.
Founded	1900; Senior College, 1951
Enrollment	6,873
Nickname	Skyhawks
Colors	Navy Blue & Orange
Affiliation	NCAA Division I
Conference	Ohio Valley
Chancellor	Dr. Keith Carver
Athletics Director	Kurt McGuffin
Athletics Office	731-881-7660
Assistant AD/SWA	Danelle Fabianich
Ticket Office Phone	731-881-7207

## COACHING STAFF

Head Coach	Kevin McMillan (14th year)
Alma Mater	Rhodes, 1989
Career Record	255-165
Record at UT Martin	Same
E-mail	dmcml10@utm.edu
Office Phone	731-881-7681

## TEAM INFORMATION

2021-22 Overall Record	12-18
2021-22 OVC Record/Finish	9-9 (6th)
Home	5-8
Away	5-6
Neutral	2-4
Letter Winners Returning/Lost	4/8
Starters Returning/Lost	4/2
Newcomers	9

## PROGRAM HISTORY

First Year of Basketball	1969
All-Time Basketball Record	689-769
Record at Home	337-212
All-Time OVC Record	285-232

## SPORTS INFORMATION

WBB Contact	Alex Boggis
Email	dboggis@utm.edu
Office Phone	731-881-7964
Cell Phone	618-357-1536
Press Row Phone	731-881-7694
Mailing Address	1022 Elam Center Martin, Tenn. 38238
Website	www.UTMSports.com



## SKYHAWKS IN PRINT

The name of our institution is the University of Tennessee at Martin and if abbreviated, should be referred to as UT Martin. The University of Tennessee at Martin should be used as the first reference in a news story. UT Martin should be used in subsequent references and UTM is acceptable in headlines.

Tennessee-Martin, UT-Martin, UT or Martin should NEVER be used. The description Skyhawks should be used to represent all UT Martin athletic teams. Hawks should never be used.

## MEET THE SKYHAWKS



**Front Row:** Shae Littleford, Diamond Cannon, Paige Pipkin, Seygan Robins, Sydneey Boykin and Kenley McCarn.  
**Second Row:** Haley Hallett, Ella Thompson, Sharnecce Currie-Jelks, Clara Garland, Anaya Brown, Lexi Rubel and Josie Storey.



## NUMERICAL ROSTER

No.	Name	Pos.	Ht.	Class	Hometown (Previous School)
0	Sydneey Boykin	G	5-9	Jr.	Clarksville, Tenn. (Mercer)
2	Ella Thompson	F	5-11	So.	Bardstown, Ky. (Bethlehem HS)
3	Diamond Cannon	F	5-10	Jr.	Detroit, Mich. (Bradley)
4	Anaya Brown	F	6-1	Fr.	Lexington, Ky. (Lafayette HS)
5	Seygan Robins	G	5-8	Gr.	Harrodsburg, Ky. (Louisville)
11	Shae Littleford	G	5-7	So.	Charleston, Ill. (Charleston HS)
12	Lexi Rubel	G	6-1	Fr.	Cape Girardeau, Mo. (Notre Dame HS)
14	Clara Garland	C	6-5	Fr.	Iuka, Miss. (Tishomingo County HS)
20	Haley Hallett	F	6-1	Fr.	Savannah, Tenn. (Hardin County HS)
23	Sharnecce Currie-Jelks	F	6-2	Fr.	Jackson, Tenn. (Southside HS)
25	Paige Pipkin	G	5-10	Gr.	Henderson, Tenn. (Chester County HS)
33	Josie Storey	G	5-10	Fr.	Mountain View, Ark. (Mountain View HS)
44	Kenley McCarn	G	5-11	Fr.	Melbourne, Ark. (Melbourne HS)



## COACHING AND SUPPORT STAFF

	Name	Experience	Alma Mater
<b>Head Coach</b>	Kevin McMillan	14th season	Rhodes College, 1989
<b>Assistant Coach</b>	Garner Small	1st season	Olivet College, 2014
	Maddie Waldrop	1st season	UT Martin, 2021
<b>Director of Operations</b>	Stacie Evans	13th season	UT Martin, 2004
<b>Graduate Assistant</b>	Kinleigh Harris	1st season	UT Martin, 2022



## ROSTER INFORMATION

## BY CLASS

**Graduate (2):** Pipkin, Robins  
**Juniors (2):** Boykin, Cannon  
**Sophomores (2):** Littleford, Thompson  
**Freshmen (7):** Brown, Currie-Jelks, Garland, Hallett, McCarn, Rubel, Storey

## BY HOME STATE

**Arkansas (2):** McCarn, Storey  
**Illinois (1):** Littleford  
**Kentucky (3):** Brown, Robins, Thompson  
**Michigan (1):** Cannon  
**Mississippi (1):** Garland  
**Missouri (1):** Rubel  
**Tennessee (4):** Boykin, Currie-Jelks, Hallett, Pipkin

## BY POSITION

Guards (7)	Forwards (6)
Boykin	Brown
Littleford	Cannon
McCarn	Currie-Jelks
Pipkin	Garland
Robins	Hallett
Rubel	Thompson
Storey	

## PRONUNCIATION GUIDE

4	Uh-nay-uh Brown
5	Say-ghen Robins
11	Shay Littleford
14	Clair-uh Garr-land
23	Shar-niece Currie-Jelks





0

## SYDNEEY BOYKIN

Junior • G • 5-9 • Clarksville, Tenn. (Mercer)

GP-GS	PPG	RPG	APG	SPG	BPG	MPG
6-1	0.8	0.2	0.0	0.0	0.0	5.8
FG%: .222   3FG%: .200   FT%: .000						
CAREER HIGHS	Pts: 11	Reb: 5	Asst: 3	Stl: 3	Blk: 1	Min: 26

- Played seven seconds at Vanderbilt
- Scored season-high five points vs. Marshall
- Earned first career start against Marshall
- Played two seasons at Mercer; Played in 49 games
- Helped Bears win back-to-back SoCon tournaments
- Tallied 48 points, 54 rebounds, 23 assists, 12 steals
- Scored career-high 11 points vs. Western Carolina in 20-21
- Majoring in sociology



2

## ELLA THOMPSON

Sophomore • F • 5-11 • Bardstown, Ky. (Bethlehem HS)

GP-GS	PPG	RPG	APG	SPG	BPG	MPG
0-0	0.0	0.0	0.0	0.0	0.0	0.0
FG%: .000   3FG%: .000   FT%: .000						
CAREER HIGHS	Pts: 14	Reb: 12	Asst: 1	Stl: 3	Blk: 2	Min: 38

- Has not played this season (medical)
- Scored in double figures four times
- Notched 10 or more rebounds twice
- Scored career-high 15 points vs. Belmont
- Tallied career-high 12 rebounds vs. SIUE
- First career double-double at Morehead State (14 pts, 10 reb)
- Majoring in business management



3

## DIAMOND CANNON

Junior • F • 5-10 • Detroit, Mich. (Bradley)

GP-GS	PPG	RPG	APG	SPG	BPG	MPG
7-0	2.4	1.4	0.0	0.4	0.0	7.6
FG%: .583   3FG%: .000   FT%: .750						
CAREER HIGHS	Pts: 8	Reb: 4	Asst: 1	Stl: 2	Blk: 0	Min: 12

- Played three minutes at Vanderbilt
- Tallied career-highs in points (8) and rebounds (4) vs Purdue Fort Wayne
- Played one season at Bradley; Saw action in five games
- Played two seasons at Columbia State CC
- 2020-21 NJCAA All-American | 20.1 ppg, 9.3 rpg, 2.2 apg
- Tabbed 2020-21 TCCAA Player of the Year
- Scored 20 points or more 11 times in 2020-21
- Majoring in sociology



Pronunciation  
\*Uh-nay-uh\*

4

## ANAYA BROWN

Freshman • F • 6-1 • Lexington, Ky. (Lafayette HS)

GP-GS	PPG	RPG	APG	SPG	BPG	MPG
8-0	5.1	3.9	0.8	0.4	0.3	21.9
FG%: .406   3FG%: .538   FT%: .667						
CAREER HIGHS	Pts: 9	Reb: 8	Asst: 4	Stl: 1	Blk: 0	Min: 27

- Tallied three points at Vanderbilt
- Tallied career-highs with 9 points, 8 rebounds at Missouri
- Prepped at Lafayette HS
- Averaged 17.8 points, 9.4 rebounds per game as a senior
- Named Region 11 Player of the Year | Miss Kentucky finalist
- Named Lexington All-City Player of the Year
- Averaged a double-double as a junior with 17.7 ppg, 12.3 rpg
- Majoring in exercise science and wellness



Pronunciation  
\*Say-ghen\*

5

## SEYGAN ROBINS

Graduate • G • 5-8 • Harrodsburg, Ky. (Louisville)

GP-GS	PPG	RPG	APG	SPG	BPG	MPG
8-7	7.5	1.1	2.5	1.3	0.1	27.3
FG%: .340   3FG%: .441   FT%: 1.000						
CAREER HIGHS	Pts: 26	Reb: 7	Asst: 6	Stl: 5	Blk: 1	Min: 39

- Tallied 14 points, five assists at Vanderbilt
- Dished out 12 assists in last three games
- Preseason All-OVC
- Scored career-high 26 points vs. SIUE in OVC Tourney
- Averaged 9.8 points, 2.4 rebounds, 2.8 assists last season
- Scored in double figures 18 times | 8x last season
- Knocked down three or more 3PT FGs in 15 career games
- Tallied four or more assists in 23 games
- Graduated in 2021 | Pursuing Master's in special education



Pronunciation  
\*Shay\*

11

## SHAE LITTLEFORD

Sophomore • G • 5-7 • Charleston, Ill. (Charleston HS)

GP-GS	PPG	RPG	APG	SPG	BPG	MPG
8-8	8.9	2.8	3.8	1.6	0.1	31.1
FG%: .359   3FG%: .280   FT%: .857						
CAREER HIGHS	Pts: 21	Reb: 6	Asst: 8	Stl: 6	Blk: 1	Min: 40

- Tallied 14 points, career-high eight assists at Vanderbilt
- Preseason All-OVC
- Named to OVC All-Newcomer team
- Averaged 11.0 points, 2.4 rebounds, 2.0 assists last season
- Scored career-high 21 points vs. Morehead State
- Scored in double figures 17 times
- 3x OVC Freshman of the Week (1/4, 2/15 & 2/28)
- Tallied four or more steals in five games
- Majoring in sports business



12

## LEXI RUBLE

Freshman • G • 6-1 • Cape Girardeau, Mo. (Notre Dame HS)

GP-GS	PPG	RPG	APG	SPG	BPG	MPG
8-8	4.6	4.1	0.9	0.9	0.5	25.1
FG%: .351   3FG%: .286   FT%: .750						
CAREER HIGHS	Pts: 12	Reb: 7	Asst: 3	Stl: 3	Blk: 1	Min: 31

- Tallied five rebounds, three steals at Vanderbilt
- Tallied career-highs in points (12) and rebounds (7) vs. Purdue Fort Wayne
- Averaged a double-double w/ 15.9 ppg, 10.3 rpg, 4.9 apg
- Scored 1,463 points while leaving ND as program's all-time leader in rebounds (970), assists (434) and steals (289)
- Back-to-back CBJ Female Athlete of the Year honors
- Three-time Class 5 All-State selection and district POY
- Majoring in exercise science and wellness



Pronunciation  
\*Clair-uh Garr-land\*

14

## CLARA GARLAND

Freshman • C • 6-5 • Iuka, Miss. (Tishomingo County HS)

GP-GS	PPG	RPG	APG	SPG	BPG	MPG
0-0	0.0	0.0	0.0	0.0	0.0	0.0
FG%: .000   3FG%: .000   FT%: .000						
CAREER HIGHS	Pts: 0	Reb: 0	Asst: 0	Stl: 0	Blk: 0	Min: 0

- Has not played this season (coaches decision)
- Prepped at Tishomingo County HS
- Averaged 15.0 ppg, 11.0 rpg and four blocks as senior
- Helped team to 31-win season and 4A state runner-up
- Tallied 18 points, 23 rebounds and 10 blocks against Clinton HS
- Tabbed to Dandy Dozen of Mississippi
- Majoring in special education



20

## HALEY HALLETT

Freshman • F • 6-1 • Savannah, Tenn. (Hardin County HS)

GP-GS	PPG	RPG	APG	SPG	BPG	MPG
0-0	0.0	0.0	0.0	0.0	0.0	0.0
FG%: .000   3FG%: .000   FT%: .000						
CAREER HIGHS	Pts: 0	Reb: 0	Asst: 0	Stl: 0	Blk: 0	Min: 0

- Has not played this season (medical)
- Prepped at Hardin County HS
- Garnered All-West Tennessee honors
- Averaged 10.0 points, 5.2 rebounds and 20 blocks as junior



Pronunciation  
\*Shar-niece\*


23

## SHARNECE CURRIE-JELKS

Freshman • F • 6-2 • Jackson, Tenn. (Southside HS)

GP-GS	PPG	RPG	APG	SPG	BPG	MPG
8-8	12.6	7.1	0.5	1.0	0.8	27.1
FG%: .544   3FG%: .400   FT%: .650						
CAREER HIGHS	Pts: 21	Reb: 15	Asst: 2	Stl: 2	Blk: 4	Min: 33

- Tallied 16 points, seven rebounds at Vanderbilt
- Scored career-high 21 points vs. Purdue Fort Wayne
- Named 2x OVC Freshman of the Week (11/29)/(12/6)
- Hostilo Hoops Classic All-Tourney Team (16.0 ppg, 4.7 rpg)
- Tallied double-double vs. Troy | 14 points, 15 rebounds
- Scored in double figures six times this season | 20+ once
- Missed senior season with injury
- Averaged 12.8 ppg, 9.0 rpg, 2.0 spg, 2.0 bpg as junior
- Majoring in nursing



25

## PAIGE PIPKIN

Graduate • G • 5-10 • Henderson, Tenn. (Chester County HS)

GP-GS	PPG	RPG	APG	SPG	BPG	MPG
8-5	11.4	2.6	2.6	1.6	0.4	28.1
FG%: .472   3FG%: .412   FT%: .750						
CAREER HIGHS	Pts: 33	Reb: 9	Asst: 7	Stl: 5	Blk: 2	Min: 40

- Tallied 19 points, three assists at Vanderbilt
- Tallied season-high 23 points, five rebounds vs. Arkansas State
- Preseason All-OVC
- Named to All-OVC second team | 12.3 ppg, 4.1 rpg
- Scored career-high 33 points at Austin Peay
- Tallied career-high nine rebounds vs. No. 24 Virginia Tech
- Scored in double figures 28 times | 20+ 5x | 30+ once
- 4x OVC Commissioner's Honor Roll | 2021-22 OVC Medal of Honor
- Graduate in 2021 | Expected to graduate w/ MBA in Dec. 22



33

## JOSIE STOREY

Freshman • G • 5-10 • Mountain View, Ark. (Mountain View HS)

GP-GS	PPG	RPG	APG	SPG	BPG	MPG
8-0	2.6	0.9	0.8	0.9	0.0	11.6
FG%: .304   3FG%: .238   FT%: 1.000						
CAREER HIGHS	Pts: 9	Reb: 1	Asst: 3	Stl: 3	Blk: 0	Min: 23

- Did not score in 11 minutes at Vanderbilt
- Tallied three steals against Norfolk State
- Scored career-high 9 points at Missouri
- Prepped at Mountain View HS
- Averaged 25.0 ppg as senior
- Tallied 37 points, eight rebounds vs. Valley Springs
- Helped team to back-to-back state titles in 2019 and 2020
- Majoring in exercise science and wellness



44

## KENLEY McCARN

Freshman • G/F • 5-11 • Melbourne, Ark. (Melbourne HS)

GP-GS	PPG	RPG	APG	SPG	BPG	MPG
4-3	19.8	4.3	1.0	1.3	0.8	33.5
FG%: .444   3FG%: .300   FT%: .895						
CAREER HIGHS	Pts: 31	Reb: 7	Asst: 1	Stl: 2	Blk: 2	Min: 38

- Out indefinitely with foot injury | Missed last four games
- Scored in double figures in all four games played
- Named OVC Player of the Week | 2x Freshman of the Week
- Scored 31 points vs. Troy | Program record for Skyhawk debut
- Led team to four straight state titles | 130-7 overall record
- Named MaxPreps Small Town All-American second team
- Named 2A state tournament MPV in three straight seasons
- Majoring in accounting

## UT MARTIN ANALYTICAL SUMMARY

The plus/minus stat reflects how the team did while that player is on the court. If a player is a +5, it means his team outscored the opponent by five points while he was on the court. If he has a -3, then the opposing team outscored his team by three points while he was on the court.

Player	22-23	Avg/Gm	Best +/- Performance
#0 - Sydneey Boykin (5)	-9	-1.8	+5 vs. Murray State (11/30)
#2 - Ella Thompson (0)	-	-	-
#3 - Diamond Cannon (6)	-10	-1.7	+5 vs. Purdue Fort Wayne (11/23)
#4 - Anaya Brown (7)	-34	-4.8	+5 vs. Purdue Fort Wayne (11/23)
#5 - Seygan Robins (7)	+6	0.8	+26 vs. Purdue Fort Wayne (11/23)
#11 - Shae Littleford (7)	0	0.0	+26 vs. Purdue Fort Wayne (11/23)
#12 - Lexi Rubel (7)	-9	-1.3	+25 vs. Purdue Fort Wayne (11/23)
#14 - Clara Garland (0)	-	-	-
#20 - Haley Hallett (0)	-	-	-
#23 - Sharnece Currie-Jelks (7)	+10	+1.4	+25 vs. Purdue Fort Wayne (11/23)
#25 - Paige Pipkin (7)	-3	-0.4	+22 vs. Purdue Fort Wayne (11/23)
#33 - Josie Storey (7)	+12	+1.7	+13 vs. Purdue Fort Wayne (11/23)
#44 - Kenley McCarn (4)	-1	-0.25	+15 vs. Arkansas State (11/14)

## QUICK HITS

**McMILLAN AMONGST OVC LEADERBOARD**

• With a career record of 255-165, UT Martin head coach **Kevin McMillan** currently ranks third in total wins in Ohio Valley Conference history. McMillan also ranks first amongst active coaches.

Coch (Program)	W	L	%
1. Larry Inman (MTSU/EKU/TSU)	545	352	.606
2. Bill Worrell (TTU)	408	190	.682
3. <b>Kevin McMillan (UTM)</b>	<b>255</b>	<b>165</b>	<b>.609</b>
4. Lewis Bivens (MTSU)	182	103	.639
5. Marynell Meadors (TTU)	181	100	.730

**SKYHAWKS KNOCK OFF ANOTHER POWER-FIVE PROGRAM**

• With a 66-54 win against Vanderbilt on Dec. 4, the Skyhawks picked up their fourth win against a Power 5 program in the school's Division I history. The win marked the team's first victory since knocking off Alabama in 2015 (83-65) and the most recent road win since also upsetting Alabama in 2013 (75-57). Overall, the Skyhawks have program wins against Alabama, Ole Miss and Vanderbilt.

**CURRIE-JELKS NAMED OVC FRESHMAN OF THE WEEK (AGAIN)**

• Forward **Sharnecce Currie-Jelks** has picked up OVC Freshman of the Week honors in back-to-back weeks after stringing together five consecutive games in double figures. She picked up her first honor in Week 3 (Nov. 21-27) after scoring in double figures in all three games of the Hostilo Hoops Community Classic against foes Marshall, Norfolk State and Purdue Fort Wayne. Currie-Jelks averaged 16.0 points and 4.7 rebounds per game while shooting 51.4 percent from the floor. Then she averaged 14.5 points and 8.0 rebounds per game after a pair of Week 4 matchups against Murray State and Vanderbilt.

**FRESHMEN SWEEP WEEKLY OVC HONORS**

• So far this season, UT Martin has claimed all four of the OVC Freshman of the Week honors through the first four weeks. Guard **Kenley McCarn** garnered back-to-back selections in Week 1 and 2 while forward **Sharnecce Currie-Jelks** claimed consecutive honors in Week 3 and 4.

**CURRIE-JELKS NAMED TO HOSTILO HOOPS ALL-TOURNAMENT TEAM**

• Freshman **Sharnecce Currie-Jelks** was named to the Hostilo Hoops Community Classic All-Tournament team after scoring in double figures in all three contests and averaging 16.0 points and 4.7 rebounds per game. While shooting 51.4 percent from the field during the tournament, she scored a career-high 21 points in the win over Purdue Fort Wayne.

**McCARN EARNS PAIR OF OVC WEEKLY HONORS**

• Newcomer **Kenley McCarn** picked up a pair of OVC honors after an impressive debut performance by being named both OVC Player of the Week and Freshman of the Week. McCarn averaged 31.0 points, 3.0 rebounds, 2.0 blocks and 1.0 assists for the week while shooting 63.1 percent from the floor and 100 percent from the free throw stripe.

**DOWN BUT NOT OUT**

• UT Martin faced a second half deficit as large as 10 points against Arkansas State before rallying to pick up a 73-54 victory for the team's first win of the season. The Skyhawks held the Red Wolves to just 21 points in the second half and finished the game on a 23-2 run to pull away for the 19-point victory.

**MID-MAJOR TOP 25**

Team	Rec.	Pts.
1. Gonzaga (29)	7-2	774
2. FGCU (2)	8-1	738
3. Princeton	4-2	695
4. Columbia	7-2	642
5. Toledo	6-2	630
6. Drake	4-2	573
7. South Dakota State	5-4	565
8. Drexel	5-2	544
9. Kent State	5-2	514
10. Cleveland State	7-1	452
11. Illinois State	5-2	443
12. Stephen F. Austin	6-2	417
13. Northern Illinois	7-1	399
14. Bowling Green	6-1	380
15. Troy	3-4	316
16. Quinnipiac	4-3	305
17. Portland	5-4	280
18. Grand Canyon	6-1	253
19. Ball State	5-2	172
20. Norfolk State	10-1	128
21. James Madison	6-2	100
22. South Dakota	4-4	98
23. North Dakota State	6-2	93
24. Eastern Illinois	7-1	85
25. UIC	8-1	63

**DEBUT FOR THE RECORD BOOKS**

• Skyhawk freshman **Kenley McCarn** wasted no time in making her presence known this season by scoring 31 points in the season-opener against Troy. McCarn scored 31 points while making 12-of-19 field goal attempts and 6-of-6 free throw attempts to rank as the most points by a Skyhawk in their debut.

**FRESHMAN DOUBLE-DOUBLE**

• Freshman forward **Sharnecce Currie-Jelks** had a big night in her collegiate debut by recording a double-double against Troy. Currie-Jelks tallied 14 points and 15 rebounds in her first official game since her junior season of high school. The contest also marked the first time a Skyhawk had tallied 15 or more rebounds since current assistant coach Maddie Waldrop tallied 16 boards against Tennessee State in 2019.

**THAT 70'S SHOW**

• 70 has proven to be the magic number for the Skyhawks in recent history. Under the direction of head coach Kevin McMillan, UT Martin is 187-38 when eclipsing the 70-point plateau. When the Skyhawks have scored 80 points or more, they are 116-9 during the same span.

**FOUR SKYHAWKS REACH DOUBLE FIGURES**

• UT Martin showed its balance in the team's season opener against Troy on Thursday night. The Skyhawks had four different players score in double figures as they were led by **Kenley McCarn** with 31 points while the trio of **Paige Pipkin**, **Seygan Robins** and **Sharnecce Currie-Jelks** tossed in 14 points each. The performance was in stark contrast to last season in which it took the Skyhawks 14 games until they placed four players in double-digits offensively.

**FRESHMEN STARTERS**

• UT Martin saw its freshman class carry a heavy load in the team's season-opener against Troy. The Skyhawks started three freshman in the contest while bringing two others off the bench. The contest marked the first time since 2010-11 that the Skyhawks started three or more true freshmen in a season opener.

**SKYHAWK TRIO GARNERS PRESEASON HONORS**

• The Skyhawk trio of **Paige Pipkin**, **Shae Littleford** and **Seygan Robins** were recognized as Preseason All-Ohio Valley Conference honorees. Meanwhile, the Skyhawks were picked to finish second in the league standings in a preseason poll of the league's head coaches and sports information directors. **Pipkin** was an All-OVC second team selection after averaging 12.3 points and 4.1 rebounds per game. **Littleford** was added to the OVC All-Newcomer team after averaging 11.0 points and 2.0 assists per game. Meanwhile, **Robins** averaged 9.8 points and 2.8 assists.

**HOME COURT ADVANTAGE**

• UT Martin has tallied 271 home victories since 1995, making the Elam Center a daunting place for visiting teams. During McMillan's tenure the Skyhawks have posted a 131-35 record at home since taking over as head coach, posting an .789 winning percentage. The Skyhawks have also posted a 95-16 home record (85.6 percent) against OVC foes during the same span.

**UT Martin Record at Home Under McMillan**

2018-19.....	14-1	2010-11.....	10-0
2019-20.....	13-1	2012-13.....	10-5
2011-12.....	12-1	2014-15.....	10-2
2013-14.....	11-1	2020-21.....	9-1
2015-16.....	11-1	2009-10.....	7-4
2017-18.....	11-3	2016-17.....	7-6
2021-22.....	5-8	<b>2022-23.....</b>	<b>1-2</b>

**SKYHAWKS MATCH UP AGAINST THE BEST**

• UT Martin has never shyed away from playing some of the best teams in the country under head coach **Kevin McMillan**. Since taking over in 2009-10, McMillan and the Skyhawks have played 28 nationally ranked opponents. This season the Skyhawks are set to play nationally ranked and defending WNIT champion South Dakota State along with seven other programs which earned postseason berths in 2021-22.

**SKYHAWKS RETURN OFFENSIVE PRODUCTION**

• The Skyhawks return 70.8 percent of their offensive production in the team's four returners from last year's squad. **Paige Pipkin** led the team with 12.3 points per game while **Shae Littleford** also averaged double figures with 11.0 points per game. The team also welcomes back the squad's third and sixth leading scorers in **Seygan Robins** (9.8 ppg) and **Ella Thompson** (6.3 ppg) combining for 39.6 of the team's 70.8 points per contest.

**SKYHAWKS PICKED TO FINISHED SECOND IN OVC**

• In a poll of the OVC's head coaches and sports information directors, UT Martin has been picked to finish second in the league's preseason poll. The Skyhawks garnered 134 points overall and four first place votes.

**2022-23 OVC Predicted Order of Finish**

1.	Tennessee Tech (11 first place votes) - 147
2.	UT Martin (4 first place votes) - 134
3.	Little Rock (4 first place votes) - 129
4.	Eastern Illinois - 115
5.	Tennessee State (1 first place vote) - 95
6.	SIUE - 83
7.	Southern Indiana - 66
8.	Southeast Missouri - 61
9.	Lindenwood - 33
	Morehead State - 33





## SKYHAWK RECORD WHEN...

Playing at home.....	1-2
Playing on the road.....	1-1
Playing on a neutral floor.....	1-2
Playing Top-25 Opponent.....	0-0
Playing day games.....	2-0
Playing night games.....	1-5
Playing in white uniforms.....	1-3
Playing in navy uniforms.....	1-1
Playing in orange uniforms.....	1-1
Leading at halftime.....	2-2
Trailing at halftime.....	1-3
Tied at halftime.....	0-0
Game decided by 1-4 points.....	0-0
Game decided by 5-9 points.....	0-2
Game decided by 10-14 points.....	1-1
Game decided by 15 points or more.....	2-2
Scoring less than 60 points.....	0-4
Scoring 60-69 points.....	1-0
Scoring 70-79 points.....	1-0
Scoring 80-89 points.....	1-1
Scoring 90-99 points.....	0-0
Scoring 100 or more points.....	0-0
Allowing less than 50 points.....	0-0
Allowing 50-59 points.....	3-0
Allowing 60-69 points.....	0-1
Allowing 70-79 points.....	0-3
Allowing 80 or more points.....	0-1
Finishing with better FG%.....	3-1
Finishing with worse FG%.....	0-3
Shooting 50% or better on FGs.....	1-1
Shooting under 50% on FGs.....	2-4
Finishing with better 3PT FG%.....	1-3
Finishing with worse 3PT FG%.....	2-2
Shooting 40% or better on 3PT FGs.....	1-2
Shooting under 40% on 3PT FGs.....	2-3
Leading in rebounds.....	2-0
Trailing in rebounds.....	1-5
Tied in rebounds.....	0-0
Leading in assists.....	2-1
Trailing in assists.....	1-4
Tied in assists.....	0-0
Leading in steals.....	2-2
Trailing in steals.....	0-3
Tied in steals.....	1-0
Leading in blocks.....	0-2
Trailing in blocks.....	2-3
Tied in blocks.....	1-0
Committing fewer turnovers than opponent.....	3-3
Committing more turnovers than opponent.....	0-1
Committing same number of turnovers.....	0-1
Winning on points in the paint.....	3-1
Losing on points in the paint.....	0-4
Scoring the same number of points in paint.....	0-0
Scoring more bench points.....	1-2
Scoring fewer bench points.....	2-3
Scoring the same number of bench points.....	0-0
Scoring more fastbreak points.....	3-1
Scoring fewer fastbreak points.....	0-4
Scoring the same number of fastbreak points.....	0-0
A Skyhawk scores 20+ points.....	2-1
A Skyhawk scores 30+ points.....	0-1
A Skyhawk records a double-double.....	0-1
Playing in November.....	2-5
Playing in December.....	1-0
Playing in January.....	0-0
Playing in February.....	0-0
Playing in March.....	0-0

## QUICK HITS

**UT MARTIN WINS EXHIBITION MATCHUP VS FREED-HARDEMAN**

• UT Martin scored early and often behind a strong debut performance by the freshman trio of **Kenley McCarn**, **Sharnecce Currie-Jelks** and **Josie Storey** to power past NAIA foe Freed-Hardeman 73-37 in an exhibition contest. McCarn ranked as the game's leading scorer with 19 points and five rebounds – including 13 points in the opening quarter alone. Meanwhile, Currie-Jelks tallied 11 points and eight rebounds while Storey scored 11 points – including a trio of trifectas. Fellow freshman Lexi Rubel also contributed with a game-high nine rebounds.

**McMILLAN'S CHAMPIONSHIP PEDIGREE**

• UT Martin has won 10 OVC championship under Kevin McMillan including six regular season titles (2011-12, 2013-14, 2014-15, 2015-16, 2019-20, 2020-21) and four OVC tournament crowns (2011, 2012, 2013, 2014). His 10 titles lead all active OVC coaches - men or women - by three with Belmont's women's basketball coach Bart Brooks ranking second with seven.

Coach, School	Season	Tourn.	Total
Kevin McMillan, UT Martin (W)	6	4	10
Bart Brooks, Belmont (W)	4	3	7
Matt McMahon, Murray State (M)	4	2	6
Casey Alexander, Belmont (M)	2	1	3
Rekha Patterson, SEMO (W)	0	1	1

**UT MARTIN FROM DEEP**

• The Skyhawks have made a three-pointer field goal in 432 consecutive games, a streak which dates back to Feb. 3, 2009 against Austin Peay and ranks seventh nationally.

Program	Total
1. Iowa State (Feb. 1995-Pres.)	847
2. Chattanooga (Dec. 16, 1999-Pres.)	696
3. Milwaukee (2002-Pres.)	594
4. UC Davis (Feb. 15, 2003-Pres.)	553
5. Bowling Green (Feb. 12, 2005-Pres.)	540
6. Austin Peay (2006-Pres.)	475
7. UT Martin (Feb. 3, 2009-Pres.)	432

**250 WINS AND CLIMBING**

• UT Martin head coach **Kevin McMillan** picked up his 250th career victory with a 60-57 win over Austin Peay on Feb. 14. With the win, McMillan became the sixth head coach in OVC history to eclipse 250 career victories - men's and women's.

Coach (Program)	W	L	%
1. Larry Inman (MTSU/EKU/TSU)	545	352	.606
2. Dave Loos (APSU)	420	410	.506
3. Bill Worrell (TTU)	408	190	.682
4. Cal Luther (MUR/UTM)	319	283	.530
5. E.A. Diddle (WKU)	296	143	.674
6. Kevin McMillan (UTM)	255	165	.609

**LITTLEFORD AND PIPKIN GARNER OVC MEDALS OF HONOR**

• The Skyhawk duo of **Shae Littleford** and **Paige Pipkin** earned OVC Academic Medal of Honor awards after stellar academic seasons in 2021-22. The OVC Academic Medal of Honor is given annually to the student-athletes who achieve the highest grade point average in a Conference-sponsored sport. Each of the 287 OVC Medal of Honor recipients for the 2021-22 academic year carried a perfect 4.0 GPA.

**EIGHT SKYHAWKS NAMED TO OVC COMMISSIONER'S HONOR ROLL**

• The Skyhawk women's basketball team featured eight players which were named to the OVC Commissioner's Honor Roll for the 2021-22 academic year with at least a 3.25 Grade Point Average. Included on that list are returners **Shae Littleford**, **Paige Pipkin**, **Seygan Robins** and **Ella Thompson**.

**SKYHAWK BIRTHDAYS**

Haley Hallett	January 14, 2004
Seygan Robins	February 17, 1999
Josie Storey	March 4, 2004
Ella Thompson	March 14, 2003
Anaya Brown	March 27, 2004
Sydney Boykin	April 3, 2002
Sharnecce Currie-Jelks	May 27, 2004
Clara Garland	September 23, 2003
Paige Pipkin	October 4, 1998
Kenley McCarn	October 8, 2003
Diamond Cannon	October 14, 2000
Lexi Rubel	October 22, 2003
Shae Littleford	October 25, 2002

**2023 OVC BASKETBALL CHAMPIONSHIP RETURNS TO EVANSVILLE**

• For the sixth straight year, the Ohio Valley Conference Board of Presidents has awarded the 2023 OVC Women's Basketball Championship to the Ford Center in Evansville, Ind. The OVC Basketball Championship is scheduled for March 1-4 and will feature eight women's teams with a merit-based double-bye system.

**KATHLEEN AND TOM ELAM CENTER**

• Built in 1963, the Kathleen and Tom Elam Center was named in honor of longtime UT Board of Trustees member Col. Tom Elam and his wife, Kathleen. The Elam Center houses both the women's and men's basketball teams with all home games being played in Skyhawk Arena. In addition of Skyhawk Arena, which holds a seating capacity of approximately 4,300 seats, the Elam Center also houses both teams locker rooms, training facility and weight room.

**PAT SUMMITT COURT**

• The floor in the Kathleen and Tom Elam Center is named for former Tennessee Lady Vols head coach Pat Head Summitt who played her collegiate basketball at UT Martin (1970-74) before becoming the winningest basketball coach in the NCAA with 1,098 victories and eight national championships.

**OVC AND ESPN+ STREAMING PARTNERSHIP**

• For the fourth straight season, ESPN+ is the exclusive home for live web streamed athletic contests involving OVC schools. It offers fans thousands of additional live events, on-demand content and original programming not available on ESPN's linear TV or digital networks. ESPN+ is an integrated part of the completely redesigned ESPN App and ESPN.com.

**FOLLOW THE SKYHAWKS**

• The official Twitter of UT Martin Skyhawk Athletics is @UTMSports. Skyhawk women's basketball's account is @UTMartinWBB.

**SKYHAWK NEWS ONLINE**

• UTMSports.com is the official website for UT Martin Athletics. It is the best source for up-to-date information on the Skyhawk women's basketball team. Rosters, box scores, cumulative statistics, pre-game notes and other materials are available on the site.

**SKYHAWK RADIO NETWORK**

• The flagship station for Skyhawk women's basketball is Thunderbolt Broadcasting with its games broadcast on WCMT 1410 AM, 100.5 FM, 92.7 FM, 96.1 FM, 99.7 FM and 103.3 FM. Chris Brinkley is in his 22nd year as coordinator of the Skyhawk Radio Network.

# OHIO VALLEY CONFERENCE



## OVC WEEKLY AWARDS

### OVC PLAYER OF THE WEEK

Date	Player	Team
Nov. 15	<b>Kenley McCarn</b>	<b>UT Martin</b>
	Gia Adams	Tennessee State
Nov. 22	Lariah Washington	Eastern Illinois
Nov. 29	Ajulu Thatha	SIUE
	Meredith Riley	Southern Indiana
Dec. 6	Lariah Washington	Eastern Illinois
Dec. 13	-	-
Dec. 20	-	-
Dec. 27	-	-
Jan. 3	-	-
Jan. 10	-	-
Jan. 17	-	-
Jan. 24	-	-
Jan. 31	-	-
Feb. 7	-	-
Feb. 14	-	-
Feb. 21	-	-
Feb. 28	-	-

### OVC NEWCOMER OF THE WEEK

Date	Player	Team
Nov. 15	Jaiyah Smith	Little Rock
Nov. 22	Macy McGlone	Eastern Illinois
Nov. 29	Veronica Charles	Morehead State
Dec. 6	Veronica Charles	Morehead State
Dec. 13	-	-
Dec. 20	-	-
Dec. 27	-	-
Jan. 3	-	-
Jan. 10	-	-
Jan. 17	-	-
Jan. 24	-	-
Jan. 31	-	-
Feb. 7	-	-
Feb. 14	-	-
Feb. 21	-	-
Feb. 28	-	-

### OVC FRESHMAN OF THE WEEK

Date	Player	Team
Nov. 15	<b>Kenley McCarn</b>	<b>UT Martin</b>
Nov. 22	<b>Kenley McCarn</b>	<b>UT Martin</b>
Nov. 29	<b>Sharnecce Currie-Jelks</b>	<b>UT Martin</b>
Dec. 6	<b>Sharnecce Currie-Jelks</b>	<b>UT Martin</b>
Dec. 13	-	-
Dec. 20	-	-
Dec. 27	-	-
Jan. 3	-	-
Jan. 10	-	-
Jan. 17	-	-
Jan. 24	-	-
Jan. 31	-	-
Feb. 7	-	-
Feb. 14	-	-
Feb. 21	-	-
Feb. 28	-	-



## OVC STANDINGS

SCHOOL	OVC	PCT.	STREAK	OVERALL	PCT.	HOME	AWAY	NEUTRAL	STREAK
Eastern Illinois	0-0	.000		6-1	.857	3-1	3-0	0-0	L1
Tennessee State	0-0	.000		4-3	.571	4-0	0-3	0-0	W2
Southern Indiana	0-0	.000		3-3	.500	3-1	0-2	0-0	L1
Tennessee Tech	0-0	.000		3-3	.500	3-0	0-3	0-0	L2
Morehead State	0-0	.000		4-5	.444	4-1	0-4	0-0	W1
Southeast Missouri	0-0	.000		3-5	.375	3-0	0-4	0-1	L1
UT Martin	0-0	.000		3-5	.375	1-2	1-1	1-2	W1
Little Rock	0-0	.000		1-5	.167	1-3	0-2	0-0	L5
SIUE	0-0	.000		0-6	.000	0-3	0-3	0-0	L6
Lindenwood	0-0	.000		0-7	.000	0-1	0-5	0-1	L7



## OVC SCHEDULE AT A GLANCE

### Monday, December 12

Morehead State at USC Upstate	10 am	
UT Martin at South Dakota State	6 pm	ESPN+
Northern Illinois at Lindenwood	7 pm	ESPN+

### Tuesday, December 13

Tennessee Wesleyan at Tennessee Tech	11 am	ESPN+
--------------------------------------	-------	-------

### Wednesday, December 14

UT Martin at South Dakota	5:30 pm	
Hannibal-LaGrange at Lindenwood	7 pm	



## PRESEASON HONORS

### Predicted Order of Finish

1.	Tennessee Tech (11 first-place votes)	147
2.	<b>UT Martin (Four first-place votes)</b>	<b>134</b>
3.	Little Rock (Four first-place votes)	129
4.	Eastern Illinois	115
5.	Tennessee State (One first-place vote)	95
6.	SIUE	83
7.	Southern Indiana	66
8.	Southeast Missouri	61
9.	Lindenwood	33
	Morehead State	33

### Preseason All-OVC Team

Lariah Washington, Eastern Illinois	G	Sr.
Paige Pipkin, UT Martin	G	Gr.
Gia Adams, Tennessee State	G	So.
Shae Littleford, UT Martin	G	So.
Mikayla Kinnard, SIUE	G	Sr.
Jada Guinn, Tennessee Tech	G	Sr.
Jordan Brock, Tennessee Tech	G	Gr.
Anna Walker, Tennessee Tech	F	Jr.
Seygan Robins, UT Martin	G	Gr.
Hannah Haithcock, Southern Indiana	F	Sr.
Kennedi Watkins, Southeast Missouri	F	So.
Morgan Litwiller, Eastern Illinois	F	Sr.



## GET TO KNOW McMILLAN

### EDUCATION

- Undergraduate: Rhodes College, 1989
- Masters: Middle Tennessee, 2007

### PLAYING CAREER HIGHLIGHTS

- Began career at Wake Forrest in 1985
- Played three years at Rhodes College, 86-89
- 1988 SCAC Player of the Year
- Three-time SCAC All-Conference Selection
- Ranked No. 9 all-time Rhodes (1,372 pts)

### CAREER HISTORY

#### UT MARTIN (2009-PRESENT)

- Head Coach
- 255-165 in 14 seasons
- Went to four consecutive NCAA Tournaments
- Posted seven 20-win seasons
- Four-time OVC Coach of the Year
- Won six OVC season championships
- Won four OVC Tournament championships
- Led team to nine postseason berths

#### GIBSON COUNTY HS (2007-09)

- Head Coach
- 62-6 record in two seasons
- Won state championship in 2008-09

#### MIDDLE TENNESSEE (2005-07)

- Assistant Coach
- Went to back-to-back NCAA Tournaments

#### WESTVIEW HS (1997-2005)

- Head Coach
- 196-73 record in eight seasons

#### MILLINGTON CENTRAL HS (1990-97)

- Head Coach
- 177-47 in seven seasons

### CHAMPIONSHIPS

#### OVC CHAMPIONSHIP

- 2012, 2014, 2015, 2016, 2020, 2021

#### OVC TOURNAMENT CHAMPIONSHIP

- 2011, 2012, 2013, 2014

### COACHING HONORS

- 2009-10 OVC Coach of the Year
- 2010-11 TSWA Women's Coach of the Year
- 2014-15 OVC Coach of the Year
- 2015-16 OVC Coach of the Year
- 2020-21 OVC Coach of the Year



## BY THE NUMBERS

- **Overall:** 255-165 (.609)
- **OVC Play:** 169-54 (.758) | **Non-OVC:** 85-108
- **Home:** 131-36 | **Away:** 96-102 | **Neutral:** 27-23
- **Conference Championships:** Six (12, 14, 15, 16, 20, 21)
- **Postseason:** 24-17 | **NCAA:** 0-4 | **WNIT:** 3-4



## McMILLAN AT A GLANCE

In his 14 seasons as a NCAA Division I head coach, Kevin McMillan has racked up **254** total wins to serve as the OVC's active leader,

**255**

**10**

McMillan has led the Skyhawks to **10** OVC championships in his 13 seasons - including six regular season and four tournament crowns.

McMillan has led the Skyhawks to the postseason **nine** times in 13 seasons - including four consecutive NCAA Tournaments from 2010-14.

**9**



## HEAD COACH KEVIN McMILLAN



## YEAR-BY-YEAR HEAD COACHING RECORD

YEAR	OVERALL		OVC		FINISH	POSTSEASON
2009-10	11-19	.366	8-10	.444	4th	-
2010-11	21-11	.656	14-4	.777	2nd	NCAA Tournament First Round
2011-12	23-9	.719	15-1	.938	1st	NCAA Tournament First Round
2012-13	19-15	.559	11-5	.688	4th	NCAA Tournament First Round
2013-14	24-8	.750	15-1	.938	1st	NCAA Tournament First Round
2014-15	22-11	.667	16-0	1.000	1st	WNIT First Round
2015-16	22-10	.688	14-2	.875	1st	WNIT Second Round
2016-17	12-19	.387	8-8	.500	4th	-
2017-18	19-15	.559	13-5	.722	2nd	WNIT First Round
2018-19	23-9	.718	13-5	.722	2nd	-
2019-20	22-10	.688	16-2	.888	1st	WNIT Qualifier <sup>(Canceled)</sup>
2020-21	22-6	.785	17-2	.898	1st	WNIT Memphis Regional
2021-22	12-18	.413	9-9	.500	6th	-
2022-23	3-5	.375	0-0	.00	-	-
OVERALL	255-165	.609	169-54	.758	Nine Postseason Appearances	

The eighth head coach in UT Martin women's basketball history, Kevin McMillan is in his 14th year at the helm of the Skyhawk program as the school's all-time wins leader with 252 career victories.

Overall, the Skyhawks have won 10 Ohio Valley Conference titles during his 13 seasons at UT Martin – including six regular season titles and four tournament crowns. The Skyhawks reached the postseason in six consecutive seasons and nine seasons overall while reaching the NCAA Tournament in 2011, 2012, 2013 and 2014 while earning a bid to the Women's NIT in 2015, 2016, 2018, 2020 (canceled) and 2021. Additionally, the program has recorded eight 20-win seasons in the past 11 years with the Skyhawks posting a 252-160 record under McMillan, including a 169-54 mark in conference play. His 252 victories rank as the third-highest win total in OVC history, as he accounts for four OVC Coach of the Year awards.

Off the court, McMillan's teams have exceeded the average NCAA Academic Progress Rate in each of his 13 seasons. He has produced two OVC Scholar-Athletes (the highest individual honor in the league) and has graduated 100 percent of his student-athletes who have completed their eligibility in his Skyhawk tenure.

In 2021-22, the Skyhawks battled injuries and illness most of the season before finishing the campaign with a 12-18 overall record while going 9-9 in OVC play. The season snapped a streak of 12 consecutive years in which the Skyhawks finished in the top four of the OVC standings after entering the OVC Basketball Championship as the sixth seed. UT Martin boasted a pair of postseason awards as Paige Pipkin (All-OVC second team) and Shae Littleford (All-Newcomer) represented the squad.

Despite the 2020-21 season facing numerous challenges related to COVID-19 the Skyhawks posted yet another banner year. UT Martin notched its 11th 20-win season in program history after going 22-6 overall while posting a 17-2 mark in league play for the team's seventh regular season championship. In addition to the team's championship run, the squad earned a berth to the WNIT where they posted a pair of wins over Louisiana and Illinois State to become the first team in OVC history to record multiple victories in the same postseason.

Highlighting the season individually was the play of All-OVC forwards Chelsey Perry and Dasia Young who both earned first team honors. Perry was named the OVC Player of the Year for the second straight season after leading the league in multiple statistical categories including scoring (22.9 ppg), field goal percentage (50.2 percent) and field goals made (164). Following the season, Perry made waves by becoming the highest selection in OVC history by being selected 26th overall in the WNBA Draft by the Indiana Fever.

The Skyhawks posted their sixth league title in program history in 2019-20 after posting a 22-10 overall record while going 16-2 in league action. UT Martin would receive a berth into the Women's NIT after falling in the OVC Basketball Championship finals but the postseason event would be canceled because of COVID-19. In a season in which injuries plagued the roster, the Skyhawks continually rose to the occasions with its 10th 20-win season in program history while featuring a pair of All-OVC first-team performers in Perry and Maddie Waldrop.

Perry dominated postseason honors by being named WBCA Coaches' All-American honorable mention, a finalist for the Becky Hammon Mid-Major Player of the Year and OVC Player of the Year selection after ranking first nationally in field goal made (286), second in total points (740) and third in both points per game (23.1) and field goal attempts (386). Meanwhile, Waldrop earned her first All-OVC honor after ranking amongst OVC leaders in defensive rebounds (5.9, fourth), field goal percentage (48.6, fifth), rebounding (7.8 rpg, seventh) and scoring (12.7 ppg, eighth).

Despite having one of the youngest teams in the country on a program which featured just one senior on the roster, the Skyhawks still managed to meet program expectations throughout the 2018-19 season. The Skyhawks would post a 23-9 overall mark while finishing tied for second in the league standings with a record of 13-5. The team's 23 wins tied for the most wins in program history while appearing in the OVC Basketball Championship title contest for the seventh time in the last nine seasons. Highlighting the season was the emergence of senior Emanyne Robertson who put the finishing touches on her career with an All-OVC first team and OVC Defense Player of the Year selection. Meanwhile, sophomore Chelsey Perry earned All-OVC second team honors while freshman



Brittini Moore was selected to the OVC All-Newcomer squad.

McMillan saw the Skyhawks return to the postseason for the seventh time in his tenure in 2017-18 with another appearance in the Women's NIT. The Skyhawks would ultimately post a 19-15 overall mark while notching a 13-5 mark in league play to earn the No. 2 seed in the OVC Basketball Championship – where the squad advanced to the tournament finals before falling to No. 22 ranked Belmont in overtime. With the league's automatic bid to the Women's NIT, the Skyhawks would travel to Indiana where they fell to the eventual tournament champions.

Faced with one of the youngest rosters in the nation – boasting just four returners and an abundance of key injuries – the Skyhawks' 2016-17 campaign was a year of highs and lows. UT Martin would post a 12-19 overall record while finishing 8-8 in league play – earning the No. 4 seed in the OVC Basketball Championship before ultimately falling in the tournament semifinals. While the season failed to meet expectations, the squad found growth as three Skyhawks earned All-OVC honors. Spray highlighted the season by becoming just the program's third OVC Freshman of the Year while joining Feldhaus and Mason on the All-OVC second team.

The Skyhawks found success once again during the 2015-16 season, notching the program's eighth 20-win season after finishing with a 22-10 overall record and a 14-2 league mark despite playing with just seven healthy scholarship players for much of the year. The Skyhawks notched their third consecutive regular season title, ranking as the third program in conference history and first since 1993. After winning the season championship, the Skyhawks clinched their sixth straight postseason berth, earning a berth in the Women's NIT where they advanced to the second round before falling to Western Kentucky after defeating Memphis – notching the program's first postseason victory since 1999. With the squad's success, McMillan notched his second straight OVC Coach of the Year award – marking just the second time in league history that a coach has won the award in back-to-back seasons.

The 2014-15 season kept with the theme of several program firsts within McMillan's tenure while the squad's 22-11 overall record marked the program's seventh 20-win season. UT Martin notched yet another piece of OVC history after becoming just the sixth team in league history to finish the conference season with an unblemished record and just the second to finish 16-0. With the perfect conference record, the Skyhawks clinched their third OVC season title in the last four years while posting a league record of 46-2 during the stretch. The season also served as the fifth consecutive postseason appearance for the Skyhawks after earning an invitation to the Women's National Invitational Tournament against Ole Miss.

McMillan's 2013-14 squad recorded its sixth OVC championship during a four-year period with both a regular season and tournament championship. The McMillan led Skyhawks set new program records in victories with 24, while setting a new single season scoring record with 2,681 points en route to receiving the program's first votes in the USA TODAY Sports Top 25 Coaches' Poll and a near upset in the NCAA Tournament against No. 7 North Carolina.

The Skyhawks were led by the play of two premier senior guards in Heather Butler and Jasmine Newsome. Butler finished her career as UT Martin and the OVC's all-time leading scorer with 2,865 career points after being named the league's Player of the Year. Butler finished tied for 16th on the NCAA's all-time scoring list while scoring in double figures every game of her career, spanning 129 games and ranking fifth all-time. She also left the Skyhawks as the best three-point shooter in NCAA history after tying the career three-pointers record with 392.

Joining Butler with postseason accolades was the highly decorated Newsome. Newsome notched her third OVC Defensive Player of the Year honor while finishing her Skyhawk career as the school and league's second all-time leading scorer – second to Butler – with 2,566 career points. The two-time OVC Player of the Year was also named All-Mid Major Player of the Year and Mid Major All-American by College Sports Madness.

In his fourth year, the Skyhawks notched their third consecutive OVC Tournament championship during the 2012-13 season, downing No. 2 seed Tennessee Tech 87-80 in overtime on March 9, 2013. With the victory, UT Martin would advance to their third straight trip to the NCAA Tournament, to take on the Notre Dame Fighting Irish. The Skyhawks suffered a 97-64 setback to the eventual National Championship runner-up despite Butler scoring a tournament-best 37 points in the contest.

In 2011-12, McMillan's Skyhawks captured their second OVC Tournament championship in program history, downing No. 3 seed Tennessee Tech 82-65 on March 5. With the victory, UT Martin advanced to make its second consecutive NCAA Tournament appearance, traveling to the Horizon Center in Rosemont, Ill., to take on the Tennessee Lady Vols. The Skyhawks suffered a 72-49 setback to the hands of alumnus Pat Head Summitt.

Consisting of a roster of mostly West Tennessee players, the Skyhawks went 23-9 with a 15-1 OVC mark despite having a relatively young roster which featured just one senior. The 23-win season was the second consecutive 20-win slate for the Skyhawks while also leading the nation in scoring with 80.1 points per game. The Skyhawks were also the nation's top team in assist-to-turnover ratio (1.43) and sixth in assists (17.7 apg).

The 2010-11 season laid the foundation for the future, as three different Skyhawks combined to win an OVC Record 13 Freshmen of the Week honors along with the OVC Team Sportsmanship Award. McMillan's guided the team to a second place finish during the regular season before winning the program's first OVC Tournament title. With the title, the Skyhawks earned its first berth in the NCAA Tournament and played at Cameron Indoor Arena against the Duke Blue Devils.

The Skyhawks went 21-11 with a 14-4 OVC mark in 2010-11 despite having a roster that was the youngest team in America (only two years of Division-I experience heading into the season). The 20-win season was the first since 1998-99 and fourth 20-win campaign in program history.

McMillan's first season at UT Martin was a transformation in every sense of the work as he took over a program that had just finished 2-27 and went winless in conference play. Under his direction the Skyhawks finished the 2010-11 season with an overall record 11-19 while making the program's first OVC Tournament appearance since 2006-07. McMillan took his team all the way to the semifinals of the tournament along with being named OVC Coach of the Year and TSWA Women's Co-Head Coach of the Year.

Prior to being named head coach of the Skyhawks on June 15, 2009, McMillan posted a decorated career as a high school coach within the state of Tennessee. Through his 17 years in the prep ranks, the accumulated a record of 435-126 while winning one state championships and sporting six state tournament appearances. He has had coaching stints at Gibson County High School in Dyer (2007-09), Westview High School in Martin (1997-2005) and Millington High School in Millington (1990-97). McMillan was twice named the Jackson Sun's West Tennessee Coach of the Year in 2003 and 2009, while being tabbed district Coach of the Year 10 times. He also spent two season as an assistant coach at Middle Tennessee State.

McMillan played basketball at Wake Forest for one season (1985) before transferring to Rhodes College to finish out his career from 1986-89. At Rhodes, he was a three-time all-conference selection and in 1988 was named the Southern Collegiate Athletic Conference Player of the Year. In only three seasons, he scored 1,372 career points and still ranks ninth all-time at Rhodes for career points scored.

McMillan received his bachelor's degree in math and business in 1989 from Rhodes, then completed his master's in health and human performance at Middle Tennessee in 2007. He has two sons, Matt and Ben, along with one daughter, Alli.

## McMILLAN VS. ALL OPPONENTS

Air Force	2-0	Miami (Ohio)	2-0
Alabama	2-1	Mississippi State	0-2
Alabama Huntsville	2-0	Mississippi Valley State	2-0
Arizona	0-1	Missouri	0-6
Arkansas	0-1	Morehead State	13-7
Arkansas State	5-3	Murray State	24-7
Austin Peay	22-5	Nebraska	0-1
Baylor	0-1	Norfolk State	0-1
Belmont	10-12	North Carolina	0-1
Bowling Green	0-1	North Carolina A&T	2-1
Central Arkansas	1-1	North Dakota	1-0
Cincinnati	2-0	Northern Kentucky	0-1
Chattanooga	2-4	Northwestern	0-4
Christian Brothers	1-0	Notre Dame	0-1
Colorado	0-1	Ole Miss	0-1
Dayton	0-1	Ohio	0-1
DePaul	0-1	Ohio State	0-1
Duke	0-1	Oral Roberts	0-1
Eastern Illinois	22-9	Pepperdine	0-1
Eastern Kentucky	17-2	Purdue	0-3
Eastern Washington	0-1	Purdue Fort Wayne	1-0
Evansville	6-1	Quinnipiac	1-0
Florida State	0-1	Rhodes College	1-0
George Washington	0-0	Saint Louis	2-2
Georgia State	1-1	Saint Mary's	0-0
Gonzaga	0-2	Samford	4-2
Hawaii	0-1	SIUE	16-8
Houston Baptist	1-0	Southeast Missouri	23-3
Illinois	0-2	Southern Illinois	6-4
Illinois State	3-1	Southern Mississippi	2-0
Indiana	0-2	Stanford	0-1
Indiana State	1-3	Tennessee	0-1
Iowa	0-1	Tennessee State	15-4
IUPUI	1-1	Tennessee Tech	13-6
Jacksonville State	14-3	Troy	0-1
Kansas State	0-1	UAB	0-1
Kentucky	0-2	Vanderbilt	1-4
Lamar	0-1	Virginia Tech	0-1
Lipscomb	2-0	Western Carolina	2-0
Louisiana	1-0	Western Kentucky	1-1
Louisville	0-12	Winthrop	1-0
Marshall	0-2		
Memphis	1-2	Total	255-165

## McMILLAN'S RECORD WHEN...

Home Record:	128-36
Road Record:	96-104
Neutral:	28-25
OVC Overall:	169-54
OVC Home:	96-17
OVC Road:	73-37
Ranked opponents:	0-28
Top 10 opponents:	0-12
Leading at half:	203-34
Trailing at half:	46-127
Tied at half:	7-4
UTM outshoots opponent:	205-21
Opponent outshoots UTM:	47-143
UTM shoots more free throws:	176-49
Opponent shoots more free throws:	72-102
UTM shoots the same amount of free throws:	7-11
UTM outrebounds opponent:	124-14
Opponent outrebounds UTM:	125-142
UTM causes more turnovers:	203-64
Opponents causes more turnovers:	45-82
UTM ties in turnovers:	61-16
Nonconference tournaments:	5-16
OVC Tournament:	21-9
NCAA Tournament:	0-4
WNIT:	3-4
Record in November:	36-47
Record in December:	35-50
Record in January:	74-32
Record in February:	81-18
Record in March:	26-16
Games decided by less than five points:	42-47
Games decided by 6-10 points:	52-33
Games decided by 11-20 points:	75-44
Games decided by 20+ points:	86-20
UTM scores 59 or less points:	14-79
UTM scores 60-69 points:	51-49
UTM scores 70-79 points:	73-30
UTM scores 80-89 points:	73-9
UTM scores 90-99 points:	27-0
UTM scores 100+ points:	16-0
Overtime record:	4-10
Record after a loss:	86-66
Longest winning streak:	18 games (2014-15)
Longest losing streak:	6 games (2009/2017/2021)

# BREAKING DOWN SOUTH DAKOTA STATE



## SERIES HISTORY



## SOUTH DAKOTA STATE SEASON STATISTICS

### Game Records

Record	Overall	Home	Away	Neutral
ALL GAMES	6-4	3-1	0-2	3-1
CONFERENCE	0-0	0-0	0-0	0-0
NON-CONFERENCE	6-4	3-1	0-2	3-1

### Score by Periods

Team	1st	2nd	3rd	4th	OT	TOT
South Dakota St.	158	170	189	180	0	697
Opponents	158	149	183	185	0	675

### Team Box Score

No.	Player	GP-GS	MIN	AVG	FG-FGA	FG%	3FG-3FGA	3FG%	FT-FTA	FT%	OFF	DEF	TOT	AVG	PF	DQ	A	TO	BLK	STL	PTS	AVG
44	SELLAND, Myah	10-10	310:56	31.1	58-113	.513	9-31	.290	32-41	.780	17	43	60	6.0	28	0	34	43	6	15	157	15.7
13	TIMMER, Haleigh	10-10	279:14	27.9	39-101	.386	14-39	.359	14-20	.700	14	18	32	3.2	14	0	8	13	1	5	106	10.6
33	BURCKHARD, Paiton	10-10	234:42	23.5	39-79	.494	3-18	.167	17-29	.586	9	51	60	6.0	14	0	11	7	2	5	98	9.8
20	NELSON, Tori	10-10	283:60	28.4	27-71	.380	3-20	.150	23-27	.852	13	28	41	4.1	22	1	24	15	8	1	80	8.0
12	THEISEN, Kallie	10-0	167:03	16.7	23-39	.590	0-0	.000	19-31	.613	18	43	61	6.1	21	1	7	12	10	3	65	6.5
31	MEYER, Brooklyn	10-0	127:05	12.7	21-37	.568	0-0	.000	8-21	.381	12	24	36	3.6	14	0	7	14	4	2	50	5.0
22	VLASTUIN, Madysen	9-0	126:60	14.1	14-37	.378	10-26	.385	4-4	1.000	3	18	21	2.3	6	0	7	5	0	5	42	4.7
5	COLBECK, Ellie	9-7	170:02	18.9	13-38	.342	6-22	.273	7-9	.778	1	21	22	2.4	10	0	11	12	0	1	39	4.3
10	GYLTEN, Dru	9-2	176:53	19.7	9-20	.450	5-13	.385	10-11	.909	0	12	12	1.3	13	0	33	18	0	5	33	3.7
3	MATHIOWETZ, Madison	9-1	106:17	11.8	7-28	.250	2-13	.154	9-10	.900	2	13	15	1.7	14	0	6	7	0	3	25	2.8
24	BYOM, Mesa	3-0	09:16	3.1	1-2	.500	0-1	.000	0-0	.000	0	0	0	0.0	2	0	0	1	0	0	2	0.7
42	NESHEIM, Regan	3-0	07:32	2.5	0-0	.000	0-0	.000	0-0	.000	0	1	1	0.3	1	0	0	1	0	0	0	0.0
Team											25	19	44					7				
Total		10	2000		251-565	.444	52-183	.284	143-203	.704	114	291	405	40.5	159	2	148	155	31	45	697	69.7
Opponents		10	2000		241-603	.400	69-223	.309	124-161	.770	89	224	313	31.3	202	7	121	115	31	84	675	67.5

### Team Statistics

	SDSU	OPP
<b>Scoring</b>	<b>697</b>	<b>675</b>
Points per game	69.7	67.5
Scoring margin	+2.2	-
<b>Field goals-att</b>	<b>251-565</b>	<b>241-603</b>
Field goal pct	.444	.400
<b>3 point fg-att</b>	<b>52-183</b>	<b>69-223</b>
3-point FG pct	.284	.309
3-pt FG made per game	5.2	6.9
<b>Free throws-att</b>	<b>143-203</b>	<b>124-161</b>
Free throw pct	.704	.770
F-Throws made per game	14.3	12.4
<b>Rebounds</b>	<b>405</b>	<b>313</b>
Rebounds per game	40.5	31.3
Rebounding margin	+9.2	-
<b>Assists</b>	<b>148</b>	<b>121</b>
Assists per game	14.8	12.1
<b>Turnovers</b>	<b>155</b>	<b>115</b>
Turnovers per game	15.5	11.5
Turnover margin	-4.0	-
Assist/turnover ratio	1.0	1.1
<b>Steals</b>	<b>45</b>	<b>84</b>
Steals per game	4.5	8.4
<b>Blocks</b>	<b>31</b>	<b>31</b>
Blocks per game	3.1	3.1
<b>Winning streak</b>	<b>2</b>	<b>-</b>
Home win streak	3	-
<b>Attendance</b>	<b>7817</b>	<b>2094</b>
Home games-Avg/Game	4-1954	2-1047
Neutral site-Avg/Game	-	4-313

### Team Results

Date	Opponent		Score	Att.
11/07/2022	Creighton	L	69-78	2504
11/11/2022	Lehigh	W	91-73	1667
11/14/2022	Mississippi St.	W	63-62	1787
11/19/2022	vs UCLA	L	65-72	235
11/20/2022	vs Rutgers	W	75-56	128
11/21/2022	vs Louisville	W	65-55	215
11/28/2022	at Washington St.	L	41-61	630
11/30/2022	at Montana St.	L	66-71	1464
12/03/2022	UNI	W	80-69	1859
12/10/2022	vs Kansas St.	W	82-78	673



## LAST MEETING



## SOUTH DAKOTA STATE JACKRABBITS ROSTER

No.	Name	Pos.	Ht.	Class	Hometown / Previous School
3	Madison Mathiowetz	G	5-10	Fr.	Sleepy Eye, Minn./St. Mary's H.S.
5	Ellie Colbeck	G	5-10	Fr.	Fergus Falls, Minn./Kennedy Secondary School
10	Dru Gylten	G	5-10	Gr.	Rapid City, S.D./Utah/St. Thomas More H.S.
12	Kallie Theisen	F	6-1	Jr.	Plymouth, Minn./Wayzata H.S.
13	Haleigh Timmer	G	5-11	So.	Rapid City, S.D./St. Thomas More H.S.
20	Tori Nelson	F	6-1	Jr.	Mendota Heights, Minn./Henry Sibley H.S.
21	Paige Meyer	G	5-6	So.	Albany, Minn./Albany Area H.S.
22	Madysen Vlastuin	F	6-1	So.	Lennox, S.D./Lennox H.S.
24	Mesa Byom	F	6-2	So.	Melrose, Wis./Melrose-Mindoro H.S.
31	Brooklyn Meyer	F	6-2	Fr.	Larchwood, Iowa/West Lyon Community School
33	Paiton Burckhard	F	6-0	Sr.	Aberdeen, S.D./Aberdeen Central H.S.
34	Natalie Nielsen	F	6-3	Fr.	Akron, Iowa/Akron-Westfield H.S.
42	Regan Nesheim	G	6-1	R-Jr.	Johnston, Iowa/Johnston H.S.
44	Myah Selland	F	6-1	R-Sr.	Letcher, S.D./Sanborn Central/Woonsocket H.S.

Head Coach: Aaron Johnston

# TEAM GAME HIGHS AND LOWS

	UT MARTIN		OPPONENT	
	HIGH	LOW	HIGH	LOW
• Points	84 vs. Troy (11/10)	52 vs. Murray State (11/30)	89 vs. Troy (11/10)	51 vs. Purdue Fort Wayne (11/23)
• First Quarter Points	28 vs. Purdue Fort Wayne (11/23)	7 vs. Norfolk State (11/22)	21 vs. Norfolk State (11/22)	9 at Vanderbilt (12/4)
• Second Quarter Points	20 vs. Troy (11/10)	11 at Missouri (11/17)	23 vs. Murray State (11/30)	8, 2x, vs. Purdue Fort Wayne (11/23)
• First-Half Points	42 vs. Purdue Fort Wayne (11/23)	20 vs. Norfolk State (11/22)	41 vs. Murray State (11/30)	20 at Vanderbilt (12/4)
• Third Quarter Points	21, 2x, at Vanderbilt (12/4)	9 at Missouri (11/17)	24 vs. Norfolk State (11/22)	11 at Vanderbilt (12/4)
• Fourth Quarter Points	26, 2x, vs. Arkansas State (11/14)	20 at Missouri (11/17)	31 vs. Troy (11/10)	6 vs. Arkansas State (11/14)
• Second-Half Points	47 vs. Troy (11/10)	29, 2x, vs. Marshall (11/21)	53 vs. Troy (11/10)	21 vs. Arkansas State (11/14)
• Field Goals Made	31 vs. Troy (11/10)	17 vs. Norfolk State (11/22)	32 vs. Troy (11/10)	18 at Vanderbilt (12/4)
• Field Goal Att.	58 at Vanderbilt (12/4)	50 vs. Norfolk State (11/22)	84 vs. Troy (11/10)	42 at Vanderbilt (12/4)
• Field Goal %	56.4 vs. Troy (11/10)	33.9 vs. Murray State (11/30)	50.0 vs. Murray State (11/30)	31.1 vs. Purdue Fort Wayne (11/23)
• 3-PT Field Goals Made	10 at Vanderbilt (12/4)	6, 2x, vs. Norfolk State (11/22)	10, 2x, vs. Murray State (11/30)	4 vs. Norfolk State (11/22)
• 3-PT Field Goal Att.	26 at Vanderbilt (12/4)	16 vs. Purdue Fort Wayne (11/23)	33 vs. Troy (11/10)	12 at Vanderbilt (12/4)
• 3-PT Field Goal %	47.4 at Missouri (11/17)	21.1 vs. Murray State (11/30)	62.5 vs. Murray State (11/30)	24.0 at Missouri (11/17)
• FT Made	15, 2x, vs. Norfolk State (11/22)	4 at Vanderbilt (12/4)	16 vs. Norfolk State (11/22)	5 vs. Purdue Fort Wayne (11/23)
• FT Attempts	20 vs. Arkansas State (11/14)	4 at Vanderbilt (12/4)	23 vs. Troy (11/10)	6 vs. Purdue Fort Wayne (11/23)
• FT Percentage	100.0 at Vanderbilt (12/4)	62.5 vs. Murray State (11/30)	92.9 vs. Murray State (11/30)	36.5 vs. Arkansas State (11/14)
• Offensive Rebounds	14 vs. Arkansas State (11/14)	4 at Missouri (11/17)	25 vs. Troy (11/10)	8 vs. Arkansas State (11/14)
• Defensive Rebounds	30, 2x, vs. Purdue Fort Wayne (11/23)	11 vs. Norfolk State (11/22)	33 vs. Murray State (11/30)	17 vs. Purdue Fort Wayne (11/23)
• Total Rebounds	40 vs. Arkansas State (11/14)	18 vs. Norfolk State (11/22)	44 vs. Troy (11/10)	28 vs. Purdue Fort Wayne (11/23)
• Assists	16 at Vanderbilt (12/4)	7 at Missouri (11/17)	21 vs. Troy (11/10)	10, 2x, vs. Purdue Fort Wayne (11/23)
• Steals	13 vs. Murray State (11/30)	6, 2x, at Missouri (11/17)	19 vs. Troy (11/10)	0 vs. Arkansas State (11/14)
• Blocked Shots	8 vs. Murray State (11/30)	0 vs. Norfolk State (11/22)	6 vs. Arkansas State (11/14)	1 vs. Murray State (11/30)
• Turnovers	29 vs. Troy (11/10)	6 vs. Arkansas State (11/14)	25 vs. Norfolk State (11/22)	13 vs. Troy (11/10)
• Fouls	23 at Vanderbilt (12/4)	10 vs. Arkansas State (11/14)	22 vs. Arkansas State (11/14)	13 at Vanderbilt (12/4)

# INDIVIDUAL GAME HIGHS

	UT MARTIN	OPPONENT
• Points	31, Kenley McCarn vs. Troy (11/10)	31, Katelyn Young vs. Murray State (11/30)
• Field Goals Made	12, Kenley McCarn vs. Troy (11/10)	10, Katelyn Young vs. Murray State (11/30)
• Field Goals Attempted	19, 2x, Kenley McCarn vs. Missouri (11/17)	15, 2x, Katelyn Young vs. Murray State (11/30)
• 3-Point FGs Made	4, 2x, Seygan Robins at Vanderbilt (12/4)	5, Roshala Scott vs. Marshall (11/21)
• 3-Point FGs Att.	9, Seygan Robins at Vanderbilt (12/4)	8, Mailyn Wilkerson vs. Arkansas State (11/14)
• Free Throws Made	7, Sharnece Currie-Jelks vs. Norfolk State (11/22)	8, Katelyn Young vs. Murray State (11/30)
• Free Throws Att.	8, Sharnece Currie-Jelks vs. Norfolk State (11/22)	8, Katelyn Young vs. Murray State (11/30)
• Offensive Rebounds	4, Sharnece Currie-Jelks vs. Troy (11/10)	9, 2x, Makoye Diawara vs. Norfolk State (11/22)
• Defensive Rebounds	11, Sharnece Currie-Jelks vs. Troy (11/10)	10, 2x, Katelyn Young vs. Murray State (11/30)
• Total Rebounds	15, Sharnece Currie-Jelks vs. Troy (11/10)	16, Makoye Diawara vs. Norfolk State (11/22)
• Assists	8, Shae Littleford at Vanderbilt (12/4)	10, Sharonica Hartsfield vs. Troy (11/10)
• Steals	4, Shae Littleford vs. Troy (11/10)	8, Sharonica Hartsfield vs. Troy (11/10)
• Blocked Shots	4, Sharnece Currie-Jelks vs. Murray State (11/30)	3, Kiayra Ellis vs. Arkansas State (11/14)
• Turnovers	8, 2x, Shae Littleford vs. Norfolk State (11/22)	7, Deja Francis vs. Norfolk State (11/22)
• Minutes Played	39, Shae Littleford vs. Arkansas State (11/14)	38, Izzy Higginbottom vs. Arkansas State (11/14)





## MISCELLANEOUS STATS

### Double-Figure Scoring Games

Player	19-20	20-21	21-22	22-23	Career
Paige Pipkin	-	8	16	4	28
Seygan Robins	-	7	8	2	17
Shae Littleford	-	-	14	3	17
Sharnecce Currie-Jelks	-	-	-	6	6
Kenley McCarn	-	-	-	4	4
Ella Thompson	-	-	3	-	3

### 20-Point Scoring Games

Player	19-20	20-21	21-22	22-23	Career
Paige Pipkin	-	1	3	1	5
Shae Littleford	-	-	1	-	1
Seygan Robins	-	0	1	-	1
Kenley McCarn	-	-	-	1	1
Sharnecce Currie-Jelks	-	-	-	1	1

### 30-Point Scoring Games

Player	19-20	20-21	21-22	22-23	Career
Paige Pipkin	-	0	1	-	1
Kenley McCarn	-	-	-	1	1

### Double-Figure Rebounding Games

Player	19-20	20-21	21-22	22-23	Career
Ella Thompson	-	-	2	-	2
Sharnecce Currie-Jelks	-	-	-	1	1

### Double-Doubles

Player	19-20	20-21	21-22	22-23	Career
Ella Thompson	-	-	1	-	1
Sharnecce Currie-Jelks	-	-	-	1	1

### 5+ Assist Games

Player	19-20	20-21	21-22	22-23	Career
Paige Pipkin	-	5	2	-	7
Seygan Robins	-	5	2	2	9
Shae Littleford	-	-	1	3	4

### 3+ Steal Games

Player	19-20	20-21	21-22	22-23	Career
Seygan Robins	-	6	5	2	13
Paige Pipkin	-	1	7	2	10
Shae Littleford	-	-	6	3	9
Ella Thompson	-	-	3	-	3
Josie Storey	-	-	-	1	1
Lexi Rubel	-	-	-	1	1

### 3+ Block Games

Player	19-20	20-21	21-22	22-23	Career
Sharnecce Currie-Jelks	-	-	-	1	1



## GAME-BY-GAME STARTERS

Date	Opponent	G	G	G	G/F	F	Record
Nov. 10	TROY	Littleford	Robins	McCarn	Rubel	Currie-Jelks	0-1
Nov. 14	ARKANSAS ST	Littleford	Robins	McCarn	Rubel	Currie-Jelks	1-1
Nov. 17	at Missouri	Littleford	Robins	McCarn	Rubel	Currie-Jelks	1-2
Nov. 21	vs. Marshall	Littleford	Boykin	Pipkin	Rubel	Currie-Jelks	1-3
Nov. 22	vs. Norfolk State	Littleford	Robins	Pipkin	Rubel	Currie-Jelks	1-4
Nov. 23	vs. Purdue Fort Wayne	Littleford	Robins	Pipkin	Rubel	Currie-Jelks	2-4
Nov. 30	MURRAY STATE	Littleford	Robins	Pipkin	Rubel	Currie-Jelks	2-5
Dev. 4	at Vanderbilt	Littleford	Robins	Pipkin	Rubel	Currie-Jelks	3-5
Dec. 12	at South Dakota State	-	-	-	-	-	-
Dec. 14	at South Dakota	-	-	-	-	-	-
Dec. 17	at Missouri State	-	-	-	-	-	-
Dec. 22	at Evansville	-	-	-	-	-	-
Dec. 29	at Little Rock*	-	-	-	-	-	-
Dec. 31	MOREHEAD STATE*	-	-	-	-	-	-
Jan. 5	SOUTHEAST MISSOURI*	-	-	-	-	-	-
Jan. 7	TENNESSEE TECH*	-	-	-	-	-	-
Jan. 12	at Tennessee State*	-	-	-	-	-	-
Jan. 14	at Southern Indiana*	-	-	-	-	-	-
Jan. 19	at Southeast Missouri*	-	-	-	-	-	-
Jan. 21	EASTERN ILLINOIS*	-	-	-	-	-	-
Jan. 26	LINDENWOOD*	-	-	-	-	-	-
Jan. 28	SOUTHERN INDIANA*	-	-	-	-	-	-
Feb. 2	at SIUE*	-	-	-	-	-	-
Feb. 4	at Lindenwood*	-	-	-	-	-	-
Feb. 9	at Eastern Illinois*	-	-	-	-	-	-
Feb. 11	LITTLE ROCK*	-	-	-	-	-	-
Feb. 16	SIUE*	-	-	-	-	-	-
Feb. 18	at Tennessee Tech*	-	-	-	-	-	-
Feb. 23	TENNESSEE STATE*	-	-	-	-	-	-
Feb. 25	at Morehead State*	-	-	-	-	-	-



## LEADS AND DEFICITS

Date	Opponent	Largest Lead	Largest Deficit	Scoring Margin	Time Led	Time Trailed	Lead/Ties Changes	Result
Nov. 10	TROY	5	14	-5	18:16	16:09	13/10	L, 89-84
Nov. 14	ARKANSAS ST	19	10	+19	15:30	22:05	8/1	W, 73-54
Nov. 17	at Missouri	5	14	-5	14:45	20:44	14/5	L, 60-55
Nov. 21	vs. Marshall	0	16	-13	0:00	39:23	0/0	L, 70-57
Nov. 22	vs. Norfolk State	0	23	-15	0:00	38:06	0/0	L, 70-55
Nov. 23	vs. Purdue Fort Wayne	30	0	+30	39:21	0:00	0/0	W, 81-52
Nov. 30	MURRAY STATE	3	21	-19	2:13	36:55	1/1	L, 71-52
Dev. 4	at Vanderbilt	21	3	+12	34:15	1:56	3/3	W, 66-54
Dec. 12	at South Dakota State	-	-	-	-	-	-	-
Dec. 14	at South Dakota	-	-	-	-	-	-	-
Dec. 17	at Missouri State	-	-	-	-	-	-	-
Dec. 22	at Evansville	-	-	-	-	-	-	-
Dec. 29	at Little Rock*	-	-	-	-	-	-	-
Dec. 31	MOREHEAD STATE*	-	-	-	-	-	-	-
Jan. 5	SOUTHEAST MISSOURI*	-	-	-	-	-	-	-
Jan. 7	TENNESSEE TECH*	-	-	-	-	-	-	-
Jan. 12	at Tennessee State*	-	-	-	-	-	-	-
Jan. 14	at Southern Indiana*	-	-	-	-	-	-	-
Jan. 19	at Southeast Missouri*	-	-	-	-	-	-	-
Jan. 21	EASTERN ILLINOIS*	-	-	-	-	-	-	-
Jan. 26	LINDENWOOD*	-	-	-	-	-	-	-
Jan. 28	SOUTHERN INDIANA*	-	-	-	-	-	-	-
Feb. 2	at SIUE*	-	-	-	-	-	-	-
Feb. 4	at Lindenwood*	-	-	-	-	-	-	-
Feb. 9	at Eastern Illinois*	-	-	-	-	-	-	-
Feb. 11	LITTLE ROCK*	-	-	-	-	-	-	-
Feb. 16	SIUE*	-	-	-	-	-	-	-
Feb. 18	at Tennessee Tech*	-	-	-	-	-	-	-
Feb. 23	TENNESSEE STATE*	-	-	-	-	-	-	-
Feb. 25	at Morehead State*	-	-	-	-	-	-	-



## GAME-BY-GAME LEADERS

Date	Opponent	Points	Rebounds	Assists	Steals	Blocks
Nov. 10	TROY	McCarn (31)	Currie-Jelks (15)	Littleford (5)	Littleford (4)	McCarn (2)
Nov. 14	ARKANSAS ST	Pipkin (23)	Currie-Jelks (8)	Littleford (6)	Pipkin (3)	3 Tied (1)
Nov. 17	at Missouri	McCarn (15)	Brown (8)	Littleford (3)	3 Tied (2)	Rubel (1)
Nov. 21	vs. Marshall	McCarn (14)	Rubel (6)	Pipkin (4)	Robins (3)	Brown (1)
Nov. 22	vs. Norfolk State	Currie-Jelks (15)	3 Tied (3)	Robins (5)	Littleford/Storey (3)	None
Nov. 23	vs. Purdue Fort Wayne	Currie-Jelks (21)	Ruble/Brown (7)	Robins (4)	3 Tied (2)	3 Tied (1)
Nov. 30	MURRAY STATE	Currie-Jelks (13)	Currie-Jelks (9)	Pipkin (4)	3 Tied (3)	Currie-Jelks (4)
Dev. 4	at Vanderbilt	Pipkin (19)	Currie-Jelks (7)	Littleford (8)	Rubel (3)	Pipkin (1)
Dec. 12	at South Dakota State	-	-	-	-	-
Dec. 14	at South Dakota	-	-	-	-	-
Dec. 17	at Missouri State	-	-	-	-	-
Dec. 22	at Evansville	-	-	-	-	-
Dec. 29	at Little Rock*	-	-	-	-	-
Dec. 31	MOREHEAD STATE*	-	-	-	-	-
Jan. 5	SOUTHEAST MISSOURI*	-	-	-	-	-
Jan. 7	TENNESSEE TECH*	-	-	-	-	-
Jan. 12	at Tennessee State*	-	-	-	-	-
Jan. 14	at Southern Indiana*	-	-	-	-	-
Jan. 19	at Southeast Missouri*	-	-	-	-	-
Jan. 21	EASTERN ILLINOIS*	-	-	-	-	-
Jan. 26	LINDENWOOD*	-	-	-	-	-
Jan. 28	SOUTHERN INDIANA*	-	-	-	-	-
Feb. 2	at SIUE*	-	-	-	-	-
Feb. 4	at Lindenwood*	-	-	-	-	-
Feb. 9	at Eastern Illinois*	-	-	-	-	-
Feb. 11	LITTLE ROCK*	-	-	-	-	-
Feb. 16	SIUE*	-	-	-	-	-
Feb. 18	at Tennessee Tech*	-	-	-	-	-
Feb. 23	TENNESSEE STATE*	-	-	-	-	-
Feb. 25	at Morehead State*	-	-	-	-	-

# LAST TIME IT HAPPENED

## SCORING

<b>UTM Scored..</b>	
<b>70-79 points</b> .....	73 vs. Arkansas State (11/14/22)
<b>80-89 points</b> .....	81 vs. Purdue Fort Wayne (11/23/22)
<b>90-99 points</b> .....	98 vs. Murray State (1/16/20)
<b>100+ points</b> .....	110 vs. Mississippi Valley State (12/29/18)
<b>Fewer than 40 points</b> .....	39 vs. Belmont (2/7/22)

<b>A UTM player had...</b>	
<b>20-29 points</b> .....	Sharnecce Currie-Jelks (21) vs. Purdue Fort Wayne (11/23/22)
<b>30+ points</b> .....	Kenley McCarn (31) vs. Troy (11/10/22)
<b>40+ points</b> .....	Chelsey Perry (42) vs. Lipscomb (12/16/19)

<b>Two UT Martin players had...</b>	
<b>20+ points</b> .....	Perry (28)/Young (22) at Morehead State (1/23/21)
<b>25+ points</b> .....	Jones (29) & Ward (26) at Tennessee Tech (1/15/15)
<b>30+ points</b> .....	Newsome (36) and Butler (35) vs. Tennessee Tech (1/20/14)

<b>UTM had...double-figures scorers</b>	
<b>Four</b> .....	Paige Pipkin (19), Sharnecce Currie-Jelks (16), Seygan Robins (14) and Shae Littleford (14) at Vanderbilt (12/4/22)
<b>Five</b> .....	Robins (18), Waldrop (12), Hicks (12), Young (11) and Pipkin (10) vs. Eastern Kentucky (2/20/21)
<b>Six</b> .....	Taylor (23), Robertson (16), Mason (14), Feldhaus (13), Spray (11) and Eubank (11) vs. Jacksonville State (12/29/16)
<b>Seven</b> .....	Perry (15), Robertson (15), Hicks (14), Davis (11), Hudson (11), Waldrop (10) and Griffin (10) vs. Mississippi Valley State (12/29/18)

<b>UTM had...players score at least 20 points</b>	
<b>Two</b> .....	Perry (28)/Young (22) at Morehead State (1/23/21)
<b>Three</b> .....	Butler (33), Newsome (24), Jones (20) at Murray State (1/4/14)

## DOUBLE-DOUBLES

<b>A UTM player...</b>	
<b>Had a double-double</b> .....	Sharnecce Currie-Jelks (14pts, 15 rebs) vs. Troy (11/10/22)
<b>Two UTM players w/double-double</b> .....	Chelsey Perry (28p, 14r) and Maddie Waldrop (22p, 13r) at Austin Peay (1/4/20)

## SHOOTING

<b>UTM Shot...</b>	
<b>50-59% FG</b> .....	54.5 (30-55) vs. Purdue Fort Wayne (11/23/22)
<b>60% FG or better</b> .....	60.5 percent (32-53) at Chattanooga (12/2/17)
<b>Less than 30% FG</b> .....	29.4 percent (15-51) at Belmont (1/29/22)

<b>A UTM player...</b>	
<b>Made 5-7 3-pointers</b> .....	Seygan Robins (6) vs. SIUE (3/2/22)*
<b>8+ 3-pointers</b> .....	Kendall Spray (8) vs. Murray State (2/3/18)

<b>A UTM team...</b>	
<b>Made 10+ 3-pointers</b> .....	10 at Vanderbilt (12/4/22)
<b>Made 15+ 3-pointers</b> .....	17 at Missouri (12/17/16)
<b>Did not make a 3-pointer</b> .....	at Austin Peay (2/3/09)

<b>A UTM player...</b>	
<b>Made 10+ FTs in a game</b> .....	Dasia Young (16) vs. Eastern Illinois (3/3/21)*
<b>Made 12+ FTs in a game</b> .....	Dasia Young (16) vs. Eastern Illinois (3/3/21)*
<b>Made 15+ FTs in a game</b> .....	Dasia Young (16) vs. Eastern Illinois (3/3/21)*

<b>UT Martin as a team...</b>	
<b>Made 25+ FTs in a game</b> .....	26 (32) vs. Jacksonville State (2/8/20)
<b>Made 30+ FTs in a game</b> .....	31 (38) vs. SIUE (1/25/14)
<b>Attempted 25FTs in a game</b> .....	27 (20) vs. SIUE (3/2/22)*
<b>Attempted more than 30 FTs</b> .....	31 (21) vs. Morehead State (2/18/21)

## REBOUNDING

<b>A UTM player had...</b>	
<b>10-14 rebounds</b> .....	Ella Thompson (10) at Morehead State (1/24/22)
<b>15-19 rebounds</b> .....	Sharnecce Currie-Jelks (15) vs. Troy (11/10/22)
<b>20+ rebounds</b> .....	None
<b>Two UTM Players w/ 10+ Rebs</b> .....	Perry (14)/Waldrop (13) at Austin Peay (1/4/20)
<b>2-straight 10+ rebound games</b> .....	Chelsey Perry vs Austin Peay (1/14/21) vs. Murray State (1/16/21)
<b>2-straight 14+ rebound games</b> .....	Ashia Jones at SIUE (14 on 2/8/14), at Southeast Missouri (15 on 2/15/14)

<b>A UTM team had...</b>	
<b>40+ rebounds</b> .....	40 vs. Arkansas State (11/14/22)
<b>50+ rebounds</b> .....	56 vs. Mississippi Valley State (12/29/18)
<b>15+ off. rebounds</b> .....	15 vs. SIUE (3/2/22)*
<b>20+ off. rebounds</b> .....	23 at Murray State (1/2/20)
<b>25+ off. rebounds</b> .....	28 vs. Christian Brothers (11/19/18)

## ASSISTS

<b>A UTM player had...</b>	
<b>5-9 assists</b> .....	Shae Littleford (8)/Seygan Robins (5) at Vanderbilt (12/4/22)
<b>10+ assists</b> .....	Tamiah Stanford (10) vs. Murray State (3/4/20)

<b>As a team UT Martin...</b>	
<b>Had 15-19 assists</b> .....	16 at Vanderbilt (12/4/22)
<b>20-24 assists</b> .....	23 vs. Belmont (3/6/21)*
<b>25+ assists</b> .....	26 vs. Murray State (3/4/20)

## BLOCKS

<b>A UTM players...</b>	
<b>Had 3+ blocks</b> .....	Sharnecce Currie-Jelks (4) vs. Murray State (11/30/22)
<b>Had 5+ blocks</b> .....	Demi Burdick (5) at Eastern Illinois (2/27/21)

<b>As a team UT Martin...</b>	
<b>Had 5+ blocks</b> .....	5 vs. Morehead State (2/16/22)
<b>Had 10+ blocks</b> .....	10 vs. Tennessee Tech (3/5/21)*

## STEALS

<b>A UTM player had...</b>	
<b>5-9 steals</b> .....	Paige Pipkin (5) vs. SIUE (3/2/22)*
<b>10+ steals</b> .....	Ashia Jones (11) at Miami (12/15/14) *UTM Record

<b>As a team UT Martin...</b>	
<b>10-14 steals</b> .....	12 vs. SIUE (3/2/22)*
<b>15+ steals</b> .....	17 at Southeast Missouri (2/24/22)

## MISCELLANEOUS

<b>A UTM team...</b>	
<b>Played an OT game</b> .....	L, 71-63 vs. No. 6 Louisville (12/19/19)
<b>Played a 2OT game</b> .....	L, 71-63 vs. No. 6 Louisville (12/19/19)

<b>A UTM Player...</b>	
<b>Buzzer-beater</b> .....	Ashton Feldhaus vs. SIUE (1/21/17)
<b>To force OT</b> .....	Janekia Mason at Jacksonville State (1/25/18)
<b>Buzzer-beating 3-pointer</b> .....	Taylor Hall vs. Eastern Illinois (2/11/12)
<b>3-pointer to force OT</b> .....	Janekia Mason at Jacksonville State (1/25/18)
<b>Game-winner &lt;2 secs</b> .....	Chelsey Perry (1.1) at Murray State (2/13/21)
<b>Free Throw With &lt;5 secs</b> .....	Seygan Robins (1.3) vs. Illinois State (11/20/21)
<b>Four-point play</b> .....	Kendall Spray at Murray State (1/28/17)

\* Occurred during the OVC Tournament  
\$ Occurred during the NCAA Tournament or WNIT



# RECORD BOOK AT A GLANCE

## SINGLE-GAME TEAM RECORDS

### Most Points

116 vs. Austin Peay (3/1/14)

### Most Field Goals Made

50 vs. Trevecca (1976-77)

### Most Field Goals Attempted

97, 36 made, vs. Jacksonville State (1/6/90)

### Most 3-Point Field Goals Made

18, of 43, at Southern Miss (11/16/11)

18, of 35, vs. North Dakota (11/14/16)

### Most 3-Point Field Goals Attempted

47, 17 made, at Morehead State (1/7/16)

### Most Free Throws Made

39, of 55, vs. Troy State (1/13/86)

### Most Free Throws Attempted

55, 39 made, vs. Troy State (1/13/86)

55, 37 made, at Eastern Kentucky (12/3/98)

### Most Rebounds

63 vs. Bethel (12/7/91)

### Most Assists

31 vs. Morehead State (1/10/15)

### Most Blocks

12 vs. Mississippi Valley State (12/29/18)

12 vs. SIUE (2/9/13)

### Most Forced Turnovers

36 at Southern Illinois (12/23/13)

### Most Steals

28 vs. Bethel (12/14/90)

## SINGLE-GAME INDIVIDUAL RECORDS

### Most Points:

44, Ashia Jones at Murray State (1/31/15)

44, Heather Butler vs. Austin Peay (3/1/14)

44, Heather Butler at Eastern Kentucky (2/3/14)

44, Jasmine Newsome vs. Quinnipiac (11/16/13)

### Most Field Goals Made

18, Angela Reaves vs. Delta State (1982-83)

### Most Field Goals Attempted

34, Heather Butler vs. Baylor (11/17/12)

### Best Field Goal Percentage

12-12, Chastity Bohannon vs. Tennessee St (2/24/98)

10-10, Andreika Jackson vs. Eastern Illinois (2/11/06)

### Most 3-Point Field Goals Made

11-of-18, Kendall Spray vs. Rhodes (12/7/17)

### Most 3-Point Field Goals Attempted

19, Jaclissa Haislip at Murray State (1/29/11)

### Most Free Throws Made

16, Dasia Young vs. Eastern Illinois (3/3/21)

16, Jasmine Newsome vs. Quinnipiac (11/16/13)

16, Jasmine Newsome at Tennessee St (1/2/12)

16, Tessa Fields vs. Evansville (11/13/98)

### Most Free Throws Attempted

20, Jasmine Newsome at Tennessee St (1/2/12)

### Most Rebounds

27, Mary Kate Long vs. West Georgia (1/17/87)

### Most Assists

14, Jasmine Newsome vs. Austin Peay (3/1/14)

### Most Blocks

8, Chelsey Perry vs. IUPUI (11/25/19)

8, Rickiesha Bryant vs. Murray State (2/23/13)

8, Mary Kate Long vs. Lambuth (11/21/86)

### Most Steals

11, Ashia Jones at Miami (Ohio) (12/15/14)

## SINGLE-SEASON RECORDS

### Most Points

772, Ashia Jones (2014-15)

### Most Field Goals Made

287 of 548, Ashia Jones (2014-15)

### Most Field Goals Attempted

704, 264 made, Heather Butler (2012-13)

### Best Field Goal Percentage

64.2, (129-201), Rickiesha Bryant (2012-13)

### Most 3-Point Field Goals Made

125 of 294, Kendall Spray (2017-18)

### Most 3-Point Field Goals Attempted

319, 105 made, Heather Butler (2012-13)

### Most Free Throws Made

198 of 261, Ashia Jones (2014-15)

### Most Free Throws Attempted

261, 198 made, Ashia Jones (2014-15)

### Most Rebounds

372, Phyllisha Mitchell (2005-09)

### Most Assists

193, Jasmine Newsome (2011-12)

### Most Blocks

87, Rickiesha Bryant (2012-13)

### Most Steals

156, Gwen Long (1989-90)

## CAREER RECORDS

### Most Points

2,865, Heather Butler (2010-14)

### Most Field Goals Made

958 of 2,417, Heather Butler (2010-14)

### Most Field Goals Attempted

2,417, 958 made, Heather Butler (2010-14)

### Best Field Goal Percentage

53.2, (747-of-1,404), Mary Kate Long (1985-89)

### Most 3-Point Field Goals Made

392 of 1074, Heather Butler (2010-14)

### Most 3-Point Field Goals Attempted

1074, 392 made, Heather Butler (2010-14)

### Most Free Throws Made

620 of 759, Jasmine Newsome (2010-14)

### Most Free Throws Attempted

759, 620 made, Jasmine Newsome (2010-14)

759, 564 made, Tara Tansil (1991-94)

### Most Rebounds

1,318, Mary Kate Long (1985-89)

### Most Assists

691, Jasmine Newsome (2010-14)

### Most Blocks

228, Chelsey Perry (2017-2021)

### Most Steals

411, Gwen Long (1985-88, 1989-90)

# PLAYER SUMMARIES



## SYDNEEY BOYKIN

G | 5-9 | Jr. | Clarksville, Tenn. | Mercer



## ELLA THOMPSON

F | 5-11 | So. | Bardstown, Ky. | Bethlehem HS

### SEASON HIGHS

Points	5 vs. Marshall (11/21/22)
FG Made	2 vs. Marshall (11/21/22)
FG Att.	6 vs. Marshall (11/21/22)
3PG Made	1 vs. Marshall (11/21/22)
3FG Att.	4 vs. Marshall (11/21/22)
FT Made	N/A
FT Att.	N/A
Rebounds	1 vs. Purdue Fort Wayne (11/23/22)
Assists	N/A
Steals	N/A
Blocks	N/A
Minutes	15 vs. Marshall (11/21/22)

### CAREER HIGHS

Points	11 at Western Carolina (2/4/21)
FG Made	5 at Western Carolina (2/4/21)
FG Att.	7 at Western Carolina (2/4/21)
3PG Made	1 vs. Marshall (11/21/22)
3FG Att.	4 vs. Marshall (11/21/22)
FT Made	4 vs. South Carolina State (12/15/20)
FT Att.	4 vs. South Carolina State (12/15/20)
Rebounds	5 at Western Carolina (2/4/21)
Assists	3 at UNCW (12/29/20)
Steals	3 at Western Carolina (2/4/21)
Blocks	1, 2x, at Western Carolina (2/4/21)
Minutes	26 at Western Carolina (2/4/21)

### MISCELLANEOUS CAREER STATISTICS

Games Played	54   5 at UTM	Double-Doubles	1
Games Started	1	10+ Points	1
Led Team In Scoring	1	20+ Points	0
Led Team In Rebounding	0	5+ Rebounds	1
Led Team In Assists	0	10+ Rebounds	0
Led Team In Steals	0	5+ Assists	0
Led Team In Blocks	0	3+ Steals	1

### BOYKIN GAME-BY-GAME STATISTICS

Date	Opp	GS	Min	FG	3FG	FT	O-D-R	PF	A	TO	S	B	PTS
N10	TROY	-	-	-	-	DNP	-	-	-	-	-	-	-
N14	ASU	-	-	-	-	DNP	-	-	-	-	-	-	-
N17	at MIZ	0:01	0-0	0-0	0-0	0-0-0	0	0	0	0	0	0	0
N21	vs MAR	* 15:04	2-6	1-4	0-0	0-0-0	1	0	1	0	0	0	5
N22	vs NSU	8:50	0-2	0-1	0-0	0-0-0	0	0	0	0	0	0	0
N23	vs PFW	8:35	0-1	0-0	0-0	1-0-1	0	0	0	0	0	0	0
N30	MUR	1:27	0-0	0-0	0-0	0-0-0	0	0	0	0	0	0	0
D4	at VU	0:07	0-0	0-0	0-0	0-0-0	0	0	0	0	0	0	0
D12	at SDS	-	-	-	-	-	-	-	-	-	-	-	-
D14	at SD	-	-	-	-	-	-	-	-	-	-	-	-
D17	at MOST	-	-	-	-	-	-	-	-	-	-	-	-
D22	at EVAN	-	-	-	-	-	-	-	-	-	-	-	-
D29	at LR*	-	-	-	-	-	-	-	-	-	-	-	-
D31	MOR*	-	-	-	-	-	-	-	-	-	-	-	-
J5	SEMO*	-	-	-	-	-	-	-	-	-	-	-	-
J7	TTU*	-	-	-	-	-	-	-	-	-	-	-	-
J12	at TSU*	-	-	-	-	-	-	-	-	-	-	-	-
J14	at USI*	-	-	-	-	-	-	-	-	-	-	-	-
J19	at SEMO*	-	-	-	-	-	-	-	-	-	-	-	-
J21	EIU*	-	-	-	-	-	-	-	-	-	-	-	-
J26	LIN*	-	-	-	-	-	-	-	-	-	-	-	-
J28	USI*	-	-	-	-	-	-	-	-	-	-	-	-
F2	at SIUE*	-	-	-	-	-	-	-	-	-	-	-	-
F4	at LIN*	-	-	-	-	-	-	-	-	-	-	-	-
F9	at EIU*	-	-	-	-	-	-	-	-	-	-	-	-
F11	LR*	-	-	-	-	-	-	-	-	-	-	-	-
F16	SIUE*	-	-	-	-	-	-	-	-	-	-	-	-
F18	at TTU*	-	-	-	-	-	-	-	-	-	-	-	-
F23	TSU*	-	-	-	-	-	-	-	-	-	-	-	-
F25	at MOR*	-	-	-	-	-	-	-	-	-	-	-	-

### BOYKIN CAREER STATISTICS

Year	GP	GS	Min	Avg	Total			3-Point			F-Throw			Rebounds									Scoring	
					FG	FGA	Pct	FG	FGA	Pct	FT	FTA	Pct	Off	Def	Tot	Avg	PF	Ast	TO	Blk	Stl	Pts	Avg
2020-21*	23	0	200	8.7	11	29	.379	0	5	.000	9	13	.692	12	15	27	1.2	21	13	12	2	10	31	1.3
2021-22*	26	0	195	7.5	6	19	.316	0	1	.000	5	8	.625	12	15	27	1.0	16	10	9	0	2	17	0.7
2022-23	5	1	35	7.0	2	9	.222	1	5	.200	0	0	.000	1	0	1	0.2	1	0	1	0	0	5	1.0
TOTAL	5	1	35	7.0	2	9	.222	1	5	.200	0	0	.000	1	0	1	0.2	1	0	1	0	0	5	1.0
All*	54	1	430	8.0	19	57	.333	1	11	.091	14	21	.667	25	30	55	1.0	38	23	22	2	12	53	1.0

\*Played 2020-21 and 2021-22 seasons at Mercer\*

### SEASON HIGHS

Points	N/A
FG Made	N/A
FG Att.	N/A
3PG Made	N/A
3FG Att.	N/A
FT Made	N/A
FT Att.	N/A
Rebounds	N/A
Assists	N/A
Steals	N/A
Blocks	N/A
Minutes	N/A

### CAREER HIGHS

Points	14 at Morehead State (1/24/22)
FG Made	5, 2x, at Morehead State (1/24/22)
FG Att.	10, 2x, vs. Tennessee State (2/5/22)
3PG Made	3, 2x, vs. Eastern Illinois (1/27/22)
3FG Att.	5, 2x, vs. Tennessee State (2/5/22)
FT Made	2, 2x, vs. SIUE (1/1/22)
FT Att.	2, 3x, vs. Morehead State (2/16/22)
Rebounds	12 vs. SIUE (1/1/22)
Assists	2 vs. Murray State (2/19/22)
Steals	3, 3x, at SIUE (2/10/22)
Blocks	2 at Morehead State (1/24/22)
Minutes	38 at Morehead State (1/24/22)

### MISCELLANEOUS CAREER STATISTICS

Games Played	21	Double-Doubles	1
Games Started	19	10+ Points	4
Led Team In Scoring	1	20+ Points	0
Led Team In Rebounding	7	5+ Rebounds	8
Led Team In Assists	0	10+ Rebounds	2
Led Team In Steals	1	5+ Assists	0
Led Team In Blocks	3	3+ Steals	3

### THOMPSON GAME-BY-GAME STATISTICS

Date	Opp	GS	Min	FG	3FG	FT	O-D-R	PF	A	TO	S	B	PTS
N10	TROY	-	-	-	-	DNP	-	-	-	-	-	-	-
N14	ASU	-	-	-	-	DNP	-	-	-	-	-	-	-
N17	at MIZ	-	-	-	-	DNP	-	-	-	-	-	-	-
N21	vs MAR	-	-	-	-	DNP	-	-	-	-	-	-	-
N22	vs NSU	-	-	-	-	DNP	-	-	-	-	-	-	-
N23	vs PFW	-	-	-	-	DNP	-	-	-	-	-	-	-
N30	MUR	-	-	-	-	DNP	-	-	-	-	-	-	-
D4	at VU	-	-	-	-	DNP	-	-	-	-	-	-	-
D12	at SDS	-	-	-	-	-	-	-	-	-	-	-	-
D14	at SD	-	-	-	-	-	-	-	-	-	-	-	-
D17	at MOST	-	-	-	-	-	-	-	-	-	-	-	-
D22	at EVAN	-	-	-	-	-	-	-	-	-	-	-	-
D29	at LR*	-	-	-	-	-	-	-	-	-	-	-	-
D31	MOR*	-	-	-	-	-	-	-	-	-	-	-	-
J5	SEMO*	-	-	-	-	-	-	-	-	-	-	-	-
J7	TTU*	-	-	-	-	-	-	-	-	-	-	-	-
J12	at TSU*	-	-	-	-	-	-	-	-	-	-	-	-
J14	at USI*	-	-	-	-	-	-	-	-	-	-	-	-
J19	at SEMO*	-	-	-	-	-	-	-	-	-	-	-	-
J21	EIU*	-	-	-	-	-	-	-	-	-	-	-	-
J26	LIN*	-	-	-	-	-	-	-	-	-	-	-	-
J28	USI*	-	-	-	-	-	-	-	-	-	-	-	-
F2	at SIUE*	-	-	-	-	-	-	-	-	-	-	-	-
F4	at LIN*	-	-	-	-	-	-	-	-	-	-	-	-
F9	at EIU*	-	-	-	-	-	-	-	-	-	-	-	-
F11	LR*	-	-	-	-	-	-	-	-	-	-	-	-
F16	SIUE*	-	-	-	-	-	-	-	-	-	-	-	-
F18	at TTU*	-	-	-	-	-	-	-	-	-	-	-	-
F23	TSU*	-	-	-	-	-	-	-	-	-	-	-	-
F25	at MOR*	-	-	-	-	-	-	-	-	-	-	-	-

### THOMPSON CAREER STATISTICS

				Total			3-Point			F-Throw			Rebounds								Scoring			
Year	GP	GS	Min	Avg	FG	FGA	Pct	FG	FGA	Pct	FT	FTA	Pct	Off	Def	Tot	Avg	PF	Ast	TO	Blk	Stl	Pts	Avg
2021-22	21	19	562	26.8	48	108	.444	26	59	.441	11	17	.647	12	78	90	4.3	42	9	22	5	22	133	6.3
2022-23	-	-	-	-	-	-	-	-	-	-	-	-	-	-	-	-	-	-	-	-	-	-	-	-
TOTAL	21	19	562	26.8	48	108	.444	26	59	.441	11	17	.647	12	78	90	4.3	42	9	22	5	22	133	6.3

# PLAYER SUMMARIES



## DIAMOND CANNON

F | 5-10 | Jr. | Detroit, Mich. | Bradley

SEASON HIGHS				CAREER HIGHS			
Points	8 vs. Purdue Fort Wayne (11/23/22)	Points	8 vs. Purdue Fort Wayne (11/23/22)	Points	8 vs. Purdue Fort Wayne (11/23/22)	Points	8 vs. Purdue Fort Wayne (11/23/22)
FG Made	3 vs. Purdue Fort Wayne (11/23/22)	FG Made	3 vs. Purdue Fort Wayne (11/23/22)	FG Made	3 vs. Purdue Fort Wayne (11/23/22)	FG Made	3 vs. Purdue Fort Wayne (11/23/22)
FG Att.	5 vs. Purdue Fort Wayne (11/23/22)	FG Att.	5 vs. Purdue Fort Wayne (11/23/22)	FG Att.	5 vs. Purdue Fort Wayne (11/23/22)	FG Att.	5 vs. Purdue Fort Wayne (11/23/22)
3PG Made	N/A	3PG Made	1, 2x, at LSU (12/18/21)	3PG Made	1, 2x, at LSU (12/18/21)	3PG Made	1, 2x, at LSU (12/18/21)
3PG Att.	N/A	3PG Att.	2 at South Dakota (12/6/21)	3PG Att.	2 at South Dakota (12/6/21)	3PG Att.	2 at South Dakota (12/6/21)
FT Made	2 vs. Purdue Fort Wayne (11/23/22)	FT Made	2 vs. Purdue Fort Wayne (11/23/22)	FT Made	2 vs. Purdue Fort Wayne (11/23/22)	FT Made	2 vs. Purdue Fort Wayne (11/23/22)
FT Att.	2, 2x, vs. Murray State (11/30/22)	FT Att.	2, 3x, vs. Murray State (11/30/22)	FT Att.	2, 3x, vs. Murray State (11/30/22)	FT Att.	2, 3x, vs. Murray State (11/30/22)
Rebounds	4 vs. Purdue Fort Wayne (11/23/22)	Rebounds	4 vs. Purdue Fort Wayne (11/23/22)	Rebounds	4 vs. Purdue Fort Wayne (11/23/22)	Rebounds	4 vs. Purdue Fort Wayne (11/23/22)
Assists	N/A	Assists	1 vs. Upper Iowa (11/15/21)	Assists	1 vs. Upper Iowa (11/15/21)	Assists	1 vs. Upper Iowa (11/15/21)
Steals	2 vs. Norfolk State (11/23/22)	Steals	2 vs. Norfolk State (11/23/22)	Steals	2 vs. Norfolk State (11/23/22)	Steals	2 vs. Norfolk State (11/23/22)
Blocks	N/A	Blocks	N/A	Blocks	N/A	Blocks	N/A
Minutes	12 vs. Norfolk State (11/23/22)	Minutes	12 vs. Norfolk State (11/23/22)	Minutes	12 vs. Norfolk State (11/23/22)	Minutes	12 vs. Norfolk State (11/23/22)

### MISCELLANEOUS CAREER STATISTICS

Games Played	12   7 at UTM	Double-Doubles	0
Games Started	0	10+ Points	0
Led Team In Scoring	0	20+ Points	0
Led Team In Rebounding	0	5+ Rebounds	0
Led Team In Assists	0	10+ Rebounds	0
Led Team In Steals	0	5+ Assists	0
Led Team In Blocks	0	3+ Steals	0

### CANNON GAME-BY-GAME STATISTICS

Date	Opp	GS	Min	FG	3FG	FT	O-D-R	PF	A	T	S	B	PTS
N10	TROY		6:08	0-1	0-0	0-0	0-1-1	4	0	1	0	0	0
N14	ASU	-	-	-	-	DNP	-	-	-	-	-	-	-
N17	at MIZ		0:01	0-0	0-0	0-0	0-0-0	0	0	0	0	0	0
N21	vs MAR		10:59	0-1	0-0	0-0	0-1-1	0	0	1	0	0	0
N22	vs NSU		11:45	2-2	0-0	0-0	0-1-1	2	0	1	2	0	4
N23	vs PFW		11:04	3-5	0-0	2-2	1-3-4	1	0	1	1	0	8
N30	MUR		10:20	2-3	0-0	1-2	2-1-3	0	0	2	0	0	5
D4	at VU		3:25	0-0	0-0	0-0	0-0-0	0	0	1	0	0	0
D12	at SDS	-	-	-	-	-	-	-	-	-	-	-	-
D14	at SD	-	-	-	-	-	-	-	-	-	-	-	-
D17	at MOST	-	-	-	-	-	-	-	-	-	-	-	-
D22	at EVAN	-	-	-	-	-	-	-	-	-	-	-	-
D29	at LR*	-	-	-	-	-	-	-	-	-	-	-	-
D31	MOR*	-	-	-	-	-	-	-	-	-	-	-	-
J5	SEMO*	-	-	-	-	-	-	-	-	-	-	-	-
J7	TTU*	-	-	-	-	-	-	-	-	-	-	-	-
J12	at TSU*	-	-	-	-	-	-	-	-	-	-	-	-
J14	at USI*	-	-	-	-	-	-	-	-	-	-	-	-
J19	at SEMO*	-	-	-	-	-	-	-	-	-	-	-	-
J21	EIU*	-	-	-	-	-	-	-	-	-	-	-	-
J26	LIN*	-	-	-	-	-	-	-	-	-	-	-	-
J28	USI*	-	-	-	-	-	-	-	-	-	-	-	-
F2	at SIUE*	-	-	-	-	-	-	-	-	-	-	-	-
F4	at LIN*	-	-	-	-	-	-	-	-	-	-	-	-
F9	at EIU*	-	-	-	-	-	-	-	-	-	-	-	-
F11	LR*	-	-	-	-	-	-	-	-	-	-	-	-
F16	SIUE*	-	-	-	-	-	-	-	-	-	-	-	-
F18	at TTU*	-	-	-	-	-	-	-	-	-	-	-	-
F23	TSU*	-	-	-	-	-	-	-	-	-	-	-	-
F25	at MOR*	-	-	-	-	-	-	-	-	-	-	-	-

### CANNON CAREER STATISTICS

					Total			3-Point			F-Throw			Rebounds								Scoring		
Year	GP	GS	Min	Avg	FG	FGA	Pct	FG	FGA	Pct	FT	FTA	Pct	Off	Def	Tot	Avg	PF	Ast	TO	Blk	Stl	Pts	Avg
2021-22*	5	0	14	2.8	3	6	.500	2	4	.500	1	2	.500	1	2	3	0.6	2	1	0	0	0	9	1.8
2022-23	6	0	49	8.2	7	12	.583	0	0	.000	3	4	.750	3	7	10	1.7	7	0	6	0	3	17	2.8
TOTAL	6	0	49	8.2	7	12	.583	0	0	.000	3	4	.750	3	7	10	1.7	7	0	6	0	3	17	2.8
All*	11	0	63	5.7	10	18	.556	2	4	.500	4	6	.667	4	9	13	1.2	9	1	6	0	3	26	2.4

\*Played 2021-22 seasons at Bradley\*



## ANAYA BROWN

F | 6-1 | Fr. | Lexington, Ky. | Lafayette HS

SEASON HIGHS				CAREER HIGHS			
Points	9 at Missouri (11/17/22)	Points	9 at Missouri (11/17/22)	Points	9 at Missouri (11/17/22)	Points	9 at Missouri (11/17/22)
FG Made	3, 2x, vs. Marshall (11/21/22)	FG Made	3, 2x, vs. Marshall (11/21/22)	FG Made	3, 2x, vs. Marshall (11/21/22)	FG Made	3, 2x, vs. Marshall (11/21/22)
FG Att.	6, 2x, vs. Purdue Fort Wayne (11/23/22)	FG Att.	6, 2x, vs. Purdue Fort Wayne (11/23/22)	FG Att.	6, 2x, vs. Purdue Fort Wayne (11/23/22)	FG Att.	6, 2x, vs. Purdue Fort Wayne (11/23/22)
3PG Made	3, 2x, vs. Purdue Fort Wayne (11/23/22)	3PG Made	3, 2x, vs. Purdue Fort Wayne (11/23/22)	3PG Made	3, 2x, vs. Purdue Fort Wayne (11/23/22)	3PG Made	3, 2x, vs. Purdue Fort Wayne (11/23/22)
3PG Att.	4, 2x, vs. Purdue Fort Wayne (11/23/22)	3PG Att.	4, 2x, vs. Purdue Fort Wayne (11/23/22)	3PG Att.	4, 2x, vs. Purdue Fort Wayne (11/23/22)	3PG Att.	4, 2x, vs. Purdue Fort Wayne (11/23/22)
FT Made	3, 2x, vs. Purdue Fort Wayne (11/23/22)	FT Made	3, 2x, vs. Purdue Fort Wayne (11/23/22)	FT Made	3, 2x, vs. Purdue Fort Wayne (11/23/22)	FT Made	3, 2x, vs. Purdue Fort Wayne (11/23/22)
FT Att.	4, 2x, vs. Purdue Fort Wayne (11/23/22)	FT Att.	4, 2x, vs. Purdue Fort Wayne (11/23/22)	FT Att.	4, 2x, vs. Purdue Fort Wayne (11/23/22)	FT Att.	4, 2x, vs. Purdue Fort Wayne (11/23/22)
Rebounds	8 at Missouri (11/17/22)	Rebounds	8 at Missouri (11/17/22)	Rebounds	8 at Missouri (11/17/22)	Rebounds	8 at Missouri (11/17/22)
Assists	4 vs. Marshall (11/21/22)	Assists	4 vs. Marshall (11/21/22)	Assists	4 vs. Marshall (11/21/22)	Assists	4 vs. Marshall (11/21/22)
Steals	1, 4x, at Vanderbilt (12/5/22)	Steals	1, 4x, at Vanderbilt (12/5/22)	Steals	1, 4x, at Vanderbilt (12/5/22)	Steals	1, 4x, at Vanderbilt (12/5/22)
Blocks	1 vs. Murray State (11/30/22)	Blocks	1 vs. Murray State (11/30/22)	Blocks	1 vs. Murray State (11/30/22)	Blocks	1 vs. Murray State (11/30/22)
Minutes	27 vs. Troy (11/10/22)	Minutes	27 vs. Troy (11/10/22)	Minutes	27 vs. Troy (11/10/22)	Minutes	27 vs. Troy (11/10/22)

### MISCELLANEOUS CAREER STATISTICS

Games Played	8	Double-Doubles	0
Games Started	0	10+ Points	0
Led Team In Scoring	0	20+ Points	0
Led Team In Rebounding	1	5+ Rebounds	2
Led Team In Assists	1	10+ Rebounds	0
Led Team In Steals	0	5+ Assists	0
Led Team In Blocks	0	3+ Steals	0

### BROWN GAME-BY-GAME STATISTICS

Date	Opp	GS	Min	FG	3FG	FT	O-D-R	PF	A	T	S	B	PTS
N10	TROY		27:13	1-2	1-2	0-0	0-3-3	3	2	4	1	0	3
N14	ASU		15:01	0-3	0-0	3-4	2-4-6	3	0	1	0	0	3
N17	at MIZ		26:33	3-5	3-4	0-0	0-8-8	0	0	0	0	0	9
N21	vs MAR		19:31	3-6	2-3	0-0	0-1-1	1	4	0	1	0	8
N22	vs NSU		21:34	2-5	1-2	1-2	1-2-3	2	1	1	1	0	6
N23	vs PFW		21:47	2-6	0-1	3-4	3-4-7	1	2	1	0	0	7
N30	MUR		24:26	1-3	0-1	0-0	1-0-1	3	1	0	0	1	2
D4	at VU		19:59	1-2	1-1	0-0	1-0-1	1	0	2	1	0	3
D12	at SDS	-	-	-	-	-	-	-	-	-	-	-	-
D14	at SD	-	-	-	-	-	-	-	-	-	-	-	-
D17	at MOST	-	-	-	-	-	-	-	-	-	-	-	-
D22	at EVAN	-	-	-	-	-	-	-	-	-	-	-	-
D29	at LR*	-	-	-	-	-	-	-	-	-	-	-	-
D31	MOR*	-	-	-	-	-	-	-	-	-	-	-	-
J5	SEMO*	-	-	-	-	-	-	-	-	-	-	-	-
J7	TTU*	-	-	-	-	-	-	-	-	-	-	-	-
J12	at TSU*	-	-	-	-	-	-	-	-	-	-	-	-
J14	at USI*	-	-	-	-	-	-	-	-	-	-	-	-
J19	at SEMO*	-	-	-	-	-	-	-	-	-	-	-	-
J21	EIU*	-	-	-	-	-	-	-	-	-	-	-	-
J26	LIN*	-	-	-	-	-	-	-	-	-	-	-	-
J28	USI*	-	-	-	-	-	-	-	-	-	-	-	-
F2	at SIUE*	-	-	-	-	-	-	-	-	-	-	-	-
F4	at LIN*	-	-	-	-	-	-	-	-	-	-	-	-
F9	at EIU*	-	-	-	-	-	-	-	-	-	-	-	-
F11	LR*	-	-	-	-	-	-	-	-	-	-	-	-
F16	SIUE*	-	-	-	-	-	-	-	-	-	-	-	-
F18	at TTU*	-	-	-	-	-	-	-	-	-	-	-	-
F23	TSU*	-	-	-	-	-	-	-	-	-	-	-	-
F25	at MOR*	-	-	-	-	-	-	-	-	-	-	-	-

### BROWN CAREER STATISTICS

					Total			3-Point			F-Throw			Rebounds										Scoring	
Year	GP	GS	Min	Avg	FG	FGA	Pct	FG	FGA	Pct	FT	FTA	Pct	Off	Def	Tot	Avg	PF	Asst	TO	Blk	Stl	Pts	Avg	
2022-23	7	0	156	22.3	12	30	.400	6	12	.500	8	12	.667	8	22	30	4.3	16	6	7	2	2	38	5.4	
TOTAL	7	0	156	22.3	12	30	.400	6	12	.500	8	12	.667	8	22	30	4.3	16	6	7	2	2	38	5.4	



## PLAYER SUMMARIES

5



## SEYGAN ROBINS

G | 5-8 | Gr. | Harrodsburg, Ky. | Louisville

## SEASON HIGHS

Points	14, 2x, at Vanderbilt (12/5/22)
FG Made	5, 2x, at Vanderbilt (12/5/22)
FG Att.	13 at Vanderbilt (12/5/22)
3PG Made	4, 2x, at Vanderbilt (12/5/22)
3FG Att.	9 at Vanderbilt (12/5/22)
FT Made	4 vs. Norfolk State (11/22/22)
FT Att.	4 vs. Norfolk State (11/22/22)
Rebounds	3 vs. Purdue Fort Wayne (11/23/22)
Assists	5, 2x, at Vanderbilt (12/5/22)
Steals	3, 2x, vs. Murray State (11/30/22)
Blocks	1 vs. Purdue Fort Wayne (11/23/22)
Minutes	36 vs. Murray State (11/30/22)

## CAREER HIGHS

Points	26 vs. SIUE (3/2/22)
FG Made	7 vs. SIUE (3/2/22)
FG Att.	15 vs. SIUE (3/2/22)
3PG Made	6, 3x, vs. SIUE (3/2/22)
3FG Att.	12 vs. SIUE (3/2/22)
FT Made	6 vs. SIUE (3/2/22)
FT Att.	6 vs. SIUE (3/2/22)
Rebounds	7 vs. Western Kentucky (11/15/21)
Assists	6, 4x, vs. SIUE (3/2/22)
Steals	5 vs. Tennessee State (2/5/22)
Blocks	1, 6x, vs. Purdue Fort Wayne (11/23/22)
Minutes	39, 2x, at Kansas State (11/12/21)

## MISCELLANEOUS CAREER STATISTICS

Games Played	82   54 at UTM	Double-Doubles	0
Games Started	45 at UTM	10+ Points	16
Led Team In Scoring	5	20+ Points	1
Led Team In Rebounding	0	5+ Rebounds	7
Led Team In Assists	24	10+ Rebounds	0
Led Team In Steals	16	5+ Assists	8
Led Team In Blocks	3	3+ Steals	12

## ROBINS GAME-BY-GAME STATISTICS

Date	Opp	GS	Min	FG	3FG	FT	O-D-R	PF	A	T	S	B	PTS
N10	TROY	*	31:16	5-12	4-8	0-0	0-1-1	0	0	8	1	0	14
N14	ASU	*	16:36	0-6	0-1	0-0	0-2-2	0	1	1	0	0	0
N17	at MIZ	*	28:01	1-3	1-2	0-0	0-0-0	2	1	1	0	0	3
N21	vs MAR	*	19:36	1-3	1-2	0-0	0-0-0	1	1	0	3	0	3
N22	vs NSU	*	26:42	2-4	2-4	4-4	0-1-1	1	5	1	0	0	10
N23	vs PFW	*	28:30	2-5	2-3	3-3	0-3-3	0	4	2	2	1	9
N30	MUR	*	35:46	2-7	1-5	2-2	0-1-1	1	3	2	3	0	7
D4	at VU	*	30:33	5-13	4-9	0-0	0-1-1	5	5	4	1	0	14
D12	at SDS	-	-	-	-	-	-	-	-	-	-	-	-
D14	at SD	-	-	-	-	-	-	-	-	-	-	-	-
D17	at MOST	-	-	-	-	-	-	-	-	-	-	-	-
D22	at EVAN	-	-	-	-	-	-	-	-	-	-	-	-
D29	at LR*	-	-	-	-	-	-	-	-	-	-	-	-
D31	MOR*	-	-	-	-	-	-	-	-	-	-	-	-
J5	SEMO*	-	-	-	-	-	-	-	-	-	-	-	-
J7	TTU*	-	-	-	-	-	-	-	-	-	-	-	-
J12	at TSU*	-	-	-	-	-	-	-	-	-	-	-	-
J14	at USI*	-	-	-	-	-	-	-	-	-	-	-	-
J19	at SEMO*	-	-	-	-	-	-	-	-	-	-	-	-
J21	EIU*	-	-	-	-	-	-	-	-	-	-	-	-
J26	LIN*	-	-	-	-	-	-	-	-	-	-	-	-
J28	USI*	-	-	-	-	-	-	-	-	-	-	-	-
F2	at SIUE*	-	-	-	-	-	-	-	-	-	-	-	-
F4	at LIN*	-	-	-	-	-	-	-	-	-	-	-	-
F9	at EIU*	-	-	-	-	-	-	-	-	-	-	-	-
F11	LR*	-	-	-	-	-	-	-	-	-	-	-	-
F16	SIUE*	-	-	-	-	-	-	-	-	-	-	-	-
F18	at TTU*	-	-	-	-	-	-	-	-	-	-	-	-
F23	TSU*	-	-	-	-	-	-	-	-	-	-	-	-
F25	at MOR*	-	-	-	-	-	-	-	-	-	-	-	-

## ROBINS CAREER STATISTICS

					Total		3-Point		F-Throw		Rebounds								Scoring					
Year	GP	GS	Min	Avg	FG	FGA	Pct	FG	FGA	Pct	FT	FTA	Pct	Off	Def	Tot	Avg	PF	Asst	TO	Blk	Stl	Pts	Avg
2018-19*	26	0	195	7.5	13	37	.351	8	30	.267	7	12	.583	2	11	13	0.5	21	21	18	1	9	41	1.6
2019-20*	2	0	22	11.0	0	5	.000	0	4	.000	0	0	.000	0	6	6	3.0	5	1	2	0	2	0	0.0
2020-21	27	27	834	30.9	69	162	.426	48	106	.453	23	29	.793	10	50	60	2.2	47	90	68	2	37	209	7.7
2021-22	19	10	579	30.5	61	154	.396	42	96	.438	23	24	.958	6	40	46	2.4	37	53	37	2	30	187	9.8
2022-23	7	6	188	26.9	13	40	.325	11	25	.440	9	9	1.000	0	8	8	1.1	5	15	15	1	9	46	6.6
TOTAL	53	43	1601	30.2	143	356	.402	101	227	.445	55	62	.887	16	98	114	2.2	89	158	120	5	76	442	8.3
All*	81	43	1818	22.4	156	398	.392	109	261	.418	62	74	.838	18	115	133	1.6	115	180	140	6	87	483	6.0

\*Played 2018-19 and 2019-20 seasons at Louisville

11



## SHAE LITTLEFORD

G | 5-7 | So. | Charleston, Ill. | Charleston HS

## SEASON HIGHS

Points	19 vs. Arkansas State (11/14/22)
FG Made	6 vs. Arkansas State (11/14/22)
FG Att.	14, 2x, vs. Murray State (11/30/22)
3PG Made	2, 3x, at Vanderbilt (12/5/22)
3FG Att.	7 at Vanderbilt (12/5/22)
FT Made	6 vs. Troy (11/10/22)
FT Att.	6, 2x, vs. Arkansas State (11/14/22)
Rebounds	5, 2x, vs. Arkansas State (11/14/22)
Assists	8 at Vanderbilt (12/5/22)
Steals	4 vs. Troy (11/10/22)
Blocks	1 vs. Murray State (11/30/22)
Minutes	39 vs. Arkansas State (11/14/22)

## CAREER HIGHS

Points	21 vs. Morehead State (2/16/22)
FG Made	6, 3x, vs. Arkansas State (11/14/22)
FG Att.	14, 2x, vs. Arkansas State (11/14/22)
3PG Made	4 vs. Morehead State (2/16/22)
3FG Att.	7 at Vanderbilt (12/5/21)
FT Made	8 vs. SIUE (3/2/22)
FT Att.	12 vs. SIUE (3/2/22)
Rebounds	6 vs. Saint Louis (12/5/21)
Assists	8 at Vanderbilt (12/5/22)
Steals	6 at Southeast Missouri (2/24/22)
Blocks	1, 4x, vs. Murray State (11/30/22)
Minutes	40, 5x, vs. Belmont (2/7/22)

## MISCELLANEOUS CAREER STATISTICS

Games Played	32	Double-Doubles	0
Games Started	31	10+ Points	17
Led Team In Scoring	4	20+ Points	1
Led Team In Rebounding	1	5+ Rebounds	4
Led Team In Assists	7	10+ Rebounds	0
Led Team In Steals	10	5+ Assists	3
Led Team In Blocks	2	3+ Steals	10

## LITTLEFORD GAME-BY-GAME STATISTICS

Date	Opp	GS	Min	FG	3FG	FT	O-D-R	PF	A	T	S	B	PTS
N10	TROY	*	25:42	1-3	0-0	6-6	1-4-5	4	5	2	4	0	8
N14	ASU	*	39:28	6-14	2-5	5-6	3-2-5	3	6	0	1	0	19
N17	at MIZ	*	22:13	0-3	0-0	2-2	0-2-2	4	3	5	2	0	2
N21	vs MAR	*	26:11	0-5	0-2	0-0	0-1-1	2	3	2	0	0	0
N22	vs NSU	*	30:55	2-7	0-4	2-2	0-0-0	0	1	8	3	0	6
N23	vs PFW	*	34:55	5-7	1-2	0-0	0-4-4	3	3	3	0	0	11
N30	MUR	*	36:40	4-14	2-5	1-3	0-2-2	2	1	2	3	1	11
D4	at VU	*	36:05	5-11	2-7	2-2	0-3-3	4	8	3	0	0	14
D12	at SDS	-	-	-	-	-	-	-	-	-	-	-	-
D14	at SD	-	-	-	-	-	-	-	-	-	-	-	-
D17	at MOST	-	-	-	-	-	-	-	-	-	-	-	-
D22	at EVAN	-	-	-	-	-	-	-	-	-	-	-	-
D29	at LR*	-	-	-	-	-	-	-	-	-	-	-	-
D31	MOR*	-	-	-	-	-	-	-	-	-	-	-	-
J5	SEMO*	-	-	-	-	-	-	-	-	-	-	-	-
J7	TTU*	-	-	-	-	-	-	-	-	-	-	-	-
J12	at TSU*	-	-	-	-	-	-	-	-	-	-	-	-
J14	at USI*	-	-	-	-	-	-	-	-	-	-	-	-
J19	at SEMO*	-	-	-	-	-	-	-	-	-	-	-	-
J21	EIU*	-	-	-	-	-	-	-	-	-	-	-	-
J26	LIN*	-	-	-	-	-	-	-	-	-	-	-	-
J28	USI*	-	-	-	-	-	-	-	-	-	-	-	-
F2	at SIUE*	-	-	-	-	-	-	-	-	-	-	-	-
F4	at LIN*	-	-	-	-	-	-	-	-	-	-	-	-
F9	at EIU*	-	-	-	-	-	-	-	-	-	-	-	-
F11	LR*	-	-	-	-	-	-	-	-	-	-	-	-
F16	SIUE*	-	-	-	-	-	-	-	-	-	-	-	-
F18	at TTU*	-	-	-	-	-	-	-	-	-	-	-	-
F23	TSU*	-	-	-	-	-	-	-	-	-	-	-	-
F25	at MOR*	-	-	-	-	-	-	-	-	-	-	-	-

## LITTLEFORD CAREER STATISTICS

				Total			3-Point			F-Throw			Rebounds										Scoring	
Year	GP	GS	Min	Avg	FG	FGA	Pct	FG	FGA	Pct	FT	FTA	Pct	Off	Def	Tot	Avg	PF	Asst	TO	Blk	Stl	Pts	Avg
2021-22	24	23	827	34.5	83	226	.367	18	59	.305	81	109	.743	8	50	58	2.4	51	49	66	3	42	265	11.0
2022-23	7	7	213	30.4	18	53	.340	5	18	.278	16	19	.842	4	15	19	2.7	18	22	22	1	13	57	8.1
TOTAL	31	30	1040	33.5	101	279	.362	23	77	.299	97	128	.758	12	65	77	2.5	69	71	88	4	55	322	10.4

# PLAYER SUMMARIES



## LEXI RUBEL

G/F | 6-1 | Fr. | Cape Girardeau, Mo. | Notre Dame HS

SEASON HIGHS		CAREER HIGHS	
Points	12 vs. Purdue Fort Wayne (11/23/22)	Points	12 vs. Purdue Fort Wayne (11/23/22)
FG Made	4 vs. Purdue Fort Wayne (11/23/22)	FG Made	4 vs. Purdue Fort Wayne (11/23/22)
FG Att.	8 vs. Murray State (11/30/22)	FG Att.	8 vs. Murray State (11/30/22)
3PG Made	1, 2x, vs. Purdue Fort Wayne (11/23/22)	3PG Made	1, 2x, vs. Purdue Fort Wayne (11/23/22)
3FG Att.	3 vs. Murray State (11/30/22)	3FG Att.	3 vs. Murray State (11/30/22)
FT Made	3 vs. Purdue Fort Wayne (11/23/22)	FT Made	3 vs. Purdue Fort Wayne (11/23/22)
FT Att.	4 vs. Purdue Fort Wayne (11/23/22)	FT Att.	4 vs. Purdue Fort Wayne (11/23/22)
Rebounds	7 vs. Purdue Fort Wayne (11/23/22)	Rebounds	7 vs. Purdue Fort Wayne (11/23/22)
Assists	3 vs. Murray State (11/30/22)	Assists	3 vs. Murray State (11/30/22)
Steals	3 at Vanderbilt (12/5/22)	Steals	3 at Vanderbilt (12/5/22)
Blocks	1, 4x, vs. Murray State (11/30/22)	Blocks	1, 4x, vs. Murray State (11/30/22)
Minutes	31 vs. Arkansas State (11/14/22)	Minutes	31 vs. Arkansas State (11/14/22)

MISCELLANEOUS CAREER STATISTICS			
Games Played	8	Double-Doubles	0
Games Started	8	10+ Points	1
Led Team In Scoring	0	20+ Points	0
Led Team In Rebounding	2	5+ Rebounds	4
Led Team In Assists	0	10+ Rebounds	0
Led Team In Steals	2	5+ Assists	0
Led Team In Blocks	2	3+ Steals	0

RUBEL GAME-BY-GAME STATISTICS													
Date	Opp	GS	Min	FG	3FG	FT	O-D-R	PF	A	TO	S	B	PTS
N10	TROY	*	12:52	0-0	0-0	0-0	0-1-1	1	0	2	0	0	0
N14	ASU	*	31:15	3-4	0-0	1-2	2-3-5	0	2	2	1	1	7
N17	at MIZ	*	26:24	2-4	0-0	0-0	1-2-3	1	1	4	0	1	4
N21	vs MAR	*	20:29	2-4	1-1	2-2	2-4-6	1	1	2	0	0	7
N22	vs NSU	*	23:12	1-6	0-0	1-1	1-1-2	5	0	5	1	0	3
N23	vs PFW	*	24:24	4-7	1-2	3-4	1-6-7	0	0	5	1	1	12
N30	MUR	*	25:05	1-8	0-3	2-3	1-3-4	3	3	3	1	1	4
D4	at VU	*	35:31	0-4	0-1	0-0	3-2-5	1	0	1	3	0	0
D12	at SDS	-	-	-	-	-	-	-	-	-	-	-	-
D14	at SD	-	-	-	-	-	-	-	-	-	-	-	-
D17	at MOST	-	-	-	-	-	-	-	-	-	-	-	-
D22	at EVAN	-	-	-	-	-	-	-	-	-	-	-	-
D29	at LR*	-	-	-	-	-	-	-	-	-	-	-	-
D31	MOR*	-	-	-	-	-	-	-	-	-	-	-	-
J5	SEMO*	-	-	-	-	-	-	-	-	-	-	-	-
J7	TTU*	-	-	-	-	-	-	-	-	-	-	-	-
J12	at TSU*	-	-	-	-	-	-	-	-	-	-	-	-
J14	at USI*	-	-	-	-	-	-	-	-	-	-	-	-
J19	at SEMO*	-	-	-	-	-	-	-	-	-	-	-	-
J21	EIU*	-	-	-	-	-	-	-	-	-	-	-	-
J26	LIN*	-	-	-	-	-	-	-	-	-	-	-	-
J28	USI*	-	-	-	-	-	-	-	-	-	-	-	-
F2	at SIUE*	-	-	-	-	-	-	-	-	-	-	-	-
F4	at LIN*	-	-	-	-	-	-	-	-	-	-	-	-
F9	at EIU*	-	-	-	-	-	-	-	-	-	-	-	-
F11	LR*	-	-	-	-	-	-	-	-	-	-	-	-
F16	SIUE*	-	-	-	-	-	-	-	-	-	-	-	-
F18	at TTU*	-	-	-	-	-	-	-	-	-	-	-	-
F23	TSU*	-	-	-	-	-	-	-	-	-	-	-	-
F25	at MOR*	-	-	-	-	-	-	-	-	-	-	-	-

RUBEL CAREER STATISTICS													
Year	GP	GS	Min	Avg	Total	FG	FGA	Pct	F-Throw	Rebounds	PF	Ass	Scoring
2022-23	7	7	165	23.6	13	33	.394	2	6	.333	9	12	.750
TOTAL	7	7	165	23.6	13	33	.394	2	6	.333	9	12	.750



## CLARA GARLAND

C | 6-5 | Fr. | Iuka, Miss. | Tishomingo County HS

SEASON HIGHS		CAREER HIGHS	
Points	N/A	Points	N/A
FG Made	N/A	FG Made	N/A
FG Att.	N/A	FG Att.	N/A
3PG Made	N/A	3PG Made	N/A
3FG Att.	N/A	3FG Att.	N/A
FT Made	N/A	FT Made	N/A
FT Att.	N/A	FT Att.	N/A
Rebounds	N/A	Rebounds	N/A
Assists	N/A	Assists	N/A
Steals	N/A	Steals	N/A
Blocks	N/A	Blocks	N/A
Minutes	N/A	Minutes	N/A

MISCELLANEOUS CAREER STATISTICS			
Games Played	0	Double-Doubles	0
Games Started	0	10+ Points	0
Led Team In Scoring	0	20+ Points	0
Led Team In Rebounding	0	5+ Rebounds	0
Led Team In Assists	0	10+ Rebounds	0
Led Team In Steals	0	5+ Assists	0
Led Team In Blocks	0	3+ Steals	0

GARLAND GAME-BY-GAME STATISTICS													
Date	Opp	GS	Min	FG	3FG	FT	O-D-R	PF	A	TO	S	B	PTS
N10	TROY	-	-	-	-	DNP	-	-	-	-	-	-	-
N14	ASU	-	-	-	-	DNP	-	-	-	-	-	-	-
N17	at MIZ	-	-	-	-	DNP	-	-	-	-	-	-	-
N21	vs MAR	-	-	-	-	DNP	-	-	-	-	-	-	-
N22	vs NSU	-	-	-	-	DNP	-	-	-	-	-	-	-
N23	vs PFW	-	-	-	-	DNP	-	-	-	-	-	-	-
N30	MUR	-	-	-	-	DNP	-	-	-	-	-	-	-
D4	at VU	-	-	-	-	DNP	-	-	-	-	-	-	-
D12	at SDS	-	-	-	-	-	-	-	-	-	-	-	-
D14	at SD	-	-	-	-	-	-	-	-	-	-	-	-
D17	at MOST	-	-	-	-	-	-	-	-	-	-	-	-
D22	at EVAN	-	-	-	-	-	-	-	-	-	-	-	-
D29	at LR*	-	-	-	-	-	-	-	-	-	-	-	-
D31	MOR*	-	-	-	-	-	-	-	-	-	-	-	-
J5	SEMO*	-	-	-	-	-	-	-	-	-	-	-	-
J7	TTU*	-	-	-	-	-	-	-	-	-	-	-	-
J12	at TSU*	-	-	-	-	-	-	-	-	-	-	-	-
J14	at USI*	-	-	-	-	-	-	-	-	-	-	-	-
J19	at SEMO*	-	-	-	-	-	-	-	-	-	-	-	-
J21	EIU*	-	-	-	-	-	-	-	-	-	-	-	-
J26	LIN*	-	-	-	-	-	-	-	-	-	-	-	-
J28	USI*	-	-	-	-	-	-	-	-	-	-	-	-
F2	at SIUE*	-	-	-	-	-	-	-	-	-	-	-	-
F4	at LIN*	-	-	-	-	-	-	-	-	-	-	-	-
F9	at EIU*	-	-	-	-	-	-	-	-	-	-	-	-
F11	LR*	-	-	-	-	-	-	-	-	-	-	-	-
F16	SIUE*	-	-	-	-	-	-	-	-	-	-	-	-
F18	at TTU*	-	-	-	-	-	-	-	-	-	-	-	-
F23	TSU*	-	-	-	-	-	-	-	-	-	-	-	-
F25	at MOR*	-	-	-	-	-	-	-	-	-	-	-	-

GARLAND CAREER STATISTICS													
Year	GP	GS	Min	Avg	Total	FG	FGA	Pct	F-Throw	Rebounds	PF	Ass	Scoring
2022-23	-	-	-	-	-	-	-	-	-	-	-	-	-
TOTAL	-	-	-	-	-	-	-	-	-	-	-	-	-

# PLAYER SUMMARIES



## HALEY HALLETT

F | 6-1 | Fr. | Savannah, Tenn. | Hardin County HS

SEASON HIGHS				CAREER HIGHS			
Points	N/A	Points	N/A	Points	N/A	Points	N/A
FG Made	N/A	FG Made	N/A	FG Made	N/A	FG Made	N/A
FG Att.	N/A	FG Att.	N/A	FG Att.	N/A	FG Att.	N/A
3PG Made	N/A	3PG Made	N/A	3PG Made	N/A	3PG Made	N/A
3FG Att.	N/A	3FG Att.	N/A	3FG Att.	N/A	3FG Att.	N/A
FT Made	N/A	FT Made	N/A	FT Made	N/A	FT Made	N/A
FT Att.	N/A	FT Att.	N/A	FT Att.	N/A	FT Att.	N/A
Rebounds	N/A	Rebounds	N/A	Rebounds	N/A	Rebounds	N/A
Assists	N/A	Assists	N/A	Assists	N/A	Assists	N/A
Steals	N/A	Steals	N/A	Steals	N/A	Steals	N/A
Blocks	N/A	Blocks	N/A	Blocks	N/A	Blocks	N/A
Minutes	N/A	Minutes	N/A	Minutes	N/A	Minutes	N/A

MISCELLANEOUS CAREER STATISTICS			
Games Played	0	Double-Doubles	0
Games Started	0	10+ Points	0
Led Team In Scoring	0	20+ Points	0
Led Team In Rebounding	0	5+ Rebounds	0
Led Team In Assists	0	10+ Rebounds	0
Led Team In Steals	0	5+ Assists	0
Led Team In Blocks	0	3+ Steals	0

HALLETT GAME-BY-GAME STATISTICS													
Date	Opp	GS	Min	FG	3FG	FT	O-D-R	PF	A	TO	S	B	PTS
N10	TROY	-	-	-	-	DNP	-	-	-	-	-	-	-
N14	ASU	-	-	-	-	DNP	-	-	-	-	-	-	-
N17	at MIZ	-	-	-	-	DNP	-	-	-	-	-	-	-
N21	vs MAR	-	-	-	-	DNP	-	-	-	-	-	-	-
N22	vs NSU	-	-	-	-	DNP	-	-	-	-	-	-	-
N23	vs PFW	-	-	-	-	DNP	-	-	-	-	-	-	-
N30	MUR	-	-	-	-	DNP	-	-	-	-	-	-	-
D4	at VU	-	-	-	-	DNP	-	-	-	-	-	-	-
D12	at SDS	-	-	-	-	-	-	-	-	-	-	-	-
D14	at SD	-	-	-	-	-	-	-	-	-	-	-	-
D17	at MOST	-	-	-	-	-	-	-	-	-	-	-	-
D22	at EVAN	-	-	-	-	-	-	-	-	-	-	-	-
D29	at LR*	-	-	-	-	-	-	-	-	-	-	-	-
D31	MOR*	-	-	-	-	-	-	-	-	-	-	-	-
J5	SEMO*	-	-	-	-	-	-	-	-	-	-	-	-
J7	TTU*	-	-	-	-	-	-	-	-	-	-	-	-
J12	at TSU*	-	-	-	-	-	-	-	-	-	-	-	-
J14	at USI*	-	-	-	-	-	-	-	-	-	-	-	-
J19	at SEMO*	-	-	-	-	-	-	-	-	-	-	-	-
J21	EIU*	-	-	-	-	-	-	-	-	-	-	-	-
J26	LIN*	-	-	-	-	-	-	-	-	-	-	-	-
J28	USI*	-	-	-	-	-	-	-	-	-	-	-	-
F2	at SIUE*	-	-	-	-	-	-	-	-	-	-	-	-
F4	at LIN*	-	-	-	-	-	-	-	-	-	-	-	-
F9	at EIU*	-	-	-	-	-	-	-	-	-	-	-	-
F11	LR*	-	-	-	-	-	-	-	-	-	-	-	-
F16	SIUE*	-	-	-	-	-	-	-	-	-	-	-	-
F18	at TTU*	-	-	-	-	-	-	-	-	-	-	-	-
F23	TSU*	-	-	-	-	-	-	-	-	-	-	-	-
F25	at MOR*	-	-	-	-	-	-	-	-	-	-	-	-

HALLETT CAREER STATISTICS																													
Year	GP	GS	Min	Avg	Total			3-Point			F-Throw		Rebounds				PF			Ast		TO		Blk		Stl		Scoring	
					FG	FGA	Pct	FG	FGA	Pct	FT	FTA	Pct	Off	Def	Tot	Avg											Pts	Avg
2022-23	-	-	-	-	-	-	-	-	-	-	-	-	-	-	-	-	-	-	-	-	-	-	-	-	-	-	-	-	-
TOTAL	-	-	-	-	-	-	-	-	-	-	-	-	-	-	-	-	-	-	-	-	-	-	-	-	-	-	-	-	-



## SHARNECCE CURRIE-JELKS

F | 6-2 | Fr. | Jackson, Tenn. | Southside HS

SEASON HIGHS				CAREER HIGHS			
Points	21 vs. Purdue Fort Wayne (11/23/22)	Points	21 vs. Purdue Fort Wayne (11/23/22)	Points	21 vs. Purdue Fort Wayne (11/23/22)	Points	21 vs. Purdue Fort Wayne (11/23/22)
FG Made	10 vs. Purdue Fort Wayne (11/23/22)	FG Made	10 vs. Purdue Fort Wayne (11/23/22)	FG Made	10 vs. Purdue Fort Wayne (11/23/22)	FG Made	10 vs. Purdue Fort Wayne (11/23/22)
FG Att.	12, 3x, at Vanderbilt (12/5/22)	FG Att.	12, 3x, at Vanderbilt (12/5/22)	FG Att.	12, 2x, vs. Murray State (11/30/22)	FG Att.	12, 2x, vs. Murray State (11/30/22)
3PG Made	1, 2x, vs. Purdue Fort Wayne (11/23/22)	3PG Made	1, 2x, vs. Purdue Fort Wayne (11/23/22)	3PG Made	1, 2x, vs. Purdue Fort Wayne (11/23/22)	3PG Made	1, 2x, vs. Purdue Fort Wayne (11/23/22)
3FG Att.	2 vs. Marshall (11/21/22)	3FG Att.	2 vs. Marshall (11/21/22)	3FG Att.	2 vs. Marshall (11/21/22)	3FG Att.	2 vs. Marshall (11/21/22)
FT Made	7 vs. Norfolk State (11/22/22)	FT Made	7 vs. Norfolk State (11/22/22)	FT Made	7 vs. Norfolk State (11/22/22)	FT Made	7 vs. Norfolk State (11/22/22)
FT Att.	8 vs. Norfolk State (11/22/22)	FT Att.	8 vs. Norfolk State (11/22/22)	FT Att.	8 vs. Norfolk State (11/22/22)	FT Att.	8 vs. Norfolk State (11/22/22)
Rebounds	15 vs. Troy (11/10/22)	Rebounds	15 vs. Troy (11/10/22)	Rebounds	15 vs. Troy (11/10/22)	Rebounds	15 vs. Troy (11/10/22)
Assists	2 vs. Purdue Fort Wayne (11/23/22)	Assists	2 vs. Purdue Fort Wayne (11/23/22)	Assists	2 vs. Purdue Fort Wayne (11/23/22)	Assists	2 vs. Purdue Fort Wayne (11/23/22)
Steals	2, 3x, at Vanderbilt (12/5/22)	Steals	2, 3x, at Vanderbilt (12/5/22)	Steals	2, 2x, vs. Murray State (11/30/22)	Steals	2, 2x, vs. Murray State (11/30/22)
Blocks	4 vs. Murray State (11/30/22)	Blocks	4 vs. Murray State (11/30/22)	Blocks	4 vs. Murray State (11/30/22)	Blocks	4 vs. Murray State (11/30/22)
Minutes	32 vs. Troy (11/10/22)	Minutes	32 vs. Troy (11/10/22)	Minutes	32 vs. Troy (11/10/22)	Minutes	32 vs. Troy (11/10/22)

MISCELLANEOUS CAREER STATISTICS			
Games Played	8	Double-Doubles	1
Games Started	8	10+ Points	6
Led Team In Scoring	3	20+ Points	0
Led Team In Rebounding	5	5+ Rebounds	7
Led Team In Assists	0	10+ Rebounds	1
Led Team In Steals	1	5+ Assists	0
Led Team In Blocks	1	3+ Blocks	1

CURRIE-JELKS GAME-BY-GAME STATISTICS													
Date	Opp	GS	Min	FG	3FG	FT	O-D-R	PF	A	TO	S	B	PTS
N10	TROY	*	32:07	7-9	0-0	0-0	4-11-15	3	0	2	0	1	14
N14	ASU	*	24:34	0-2	0-0	2-4	3-5-8	3	0	0	0	1	2
N17	at MIZ	*	23:57	4-7	0-0	0-1	1-3-4	5	0	1	0	0	8
N21	vs MAR	*	28:25	5-12	1-2	1-2	2-3-5	2	0	3	1	0	12
N22	vs NSU	*	26:55	4-13	0-1	7-8	2-1-3	4	1	1	1	0	15
N23	vs PFW	*	22:45	10-12	1-1	0-0	2-4-6	2	2	2	2	0	21
N30	MUR	*	29:18	6-12	0-1	1-3	2-7-9	4	1	4	2	4	13
D4	at VU	*	29:06	7-12	0-0	2-2	3-4-7	3	0	1	2	0	16
D12	at SDS	-	-	-	-	-	-	-	-	-	-	-	-
D14	at SD	-	-	-	-	-	-	-	-	-	-	-	-
D17	at MOST	-	-	-	-	-	-	-	-	-	-	-	-
D22	at EVAN	-	-	-	-	-	-	-	-	-	-	-	-
D29	at LR*	-	-	-	-	-	-	-	-	-	-	-	-
D31	MOR*	-	-	-	-	-	-	-	-	-	-	-	-
J5	SEMO*	-	-	-	-	-	-	-	-	-	-	-	-
J7	TTU*	-	-	-	-	-	-	-	-	-	-	-	-
J12	at TSU*	-	-	-	-	-	-	-	-	-	-	-	-
J14	at USI*	-	-	-	-	-	-	-	-	-	-	-	-
J19	at SEMO*	-	-	-	-	-	-	-	-	-	-	-	-
J21	EIU*	-	-	-	-	-	-	-	-	-	-	-	-
J26	LIN*	-	-	-	-	-	-	-	-	-	-	-	-
J28	USI*	-	-	-	-	-	-	-	-	-	-	-	-
F2	at SIUE*	-	-	-	-	-	-	-	-	-	-	-	-
F4	at LIN*	-	-	-	-	-	-	-	-	-	-	-	-
F9	at EIU*	-	-	-	-	-	-	-	-	-	-	-	-
F11	LR*	-	-	-	-	-	-	-	-	-	-	-	-
F16	SIUE*	-	-	-	-	-	-	-	-	-	-	-	-
F18	at TTU*	-	-	-	-	-	-	-	-	-	-	-	-
F23	TSU*	-	-	-	-	-	-	-	-	-	-	-	-
F25	at MOR*	-	-	-	-	-	-	-	-	-	-	-	-

CURRIE-JELKS CAREER STATISTICS																								
Year	GP	GS	Min	Avg	Total			3-Point			F-Throw			Rebounds				PF Ast TO Blk Stl				Scoring		
					FG	FGA	Pct	FG	FGA	Pct	FT	FTA	Pct	Off	Def	Tot	Avg	PF	Ast	TO	Blk	Stl	Pts	Avg
2022-23	7	7	188	26.9	36	67	.537	2	5	.400	11	18	.611	16	34	50	7.1	23	4	13	6	6	85	12.1
TOTAL	7	7	188	26.9	36	67	.537	2	5	.400	11	18	.611	16	34	50	7.1	23	4	13	6	6	85	12.1



# PLAYER SUMMARIES

25

## PAIGE PIPKIN

G | 5-10 | Gr. | Henderson, Tenn. | Chester County HS



### SEASON HIGHS

Points	23 vs. Arkansas State (11/14/22)
FG Made	10 vs. Arkansas State (11/14/22)
FG Att.	16 vs. Arkansas State (11/14/22)
3PG Made	3 at Vanderbilt (12/5/22)
3FG Att.	7 at Vanderbilt (12/5/22)
FT Made	3 vs. Murray State (11/30/22)
FT Att.	5 vs. Troy (11/10/22)
Rebounds	5, 2x, vs. Arkansas State (11/14/22)
Assists	4, 2x, vs. Murray State (11/30/22)
Steals	3, 2x, vs. Murray State (11/30/22)
Blocks	1, 3x, at Vanderbilt (12/5/22)
Minutes	34 at Vanderbilt (12/5/22)

### CAREER HIGHS

Points	33 at Austin Peay (12/30/21)
FG Made	11 at Austin Peay (12/30/21)
FG Att.	17 at Austin Peay (12/30/21)
3PG Made	6 vs. Morehead State (2/18/21)
3FG Att.	8 vs. Morehead State (2/18/21)
FT Made	8 at Austin Peay (12/30/21)
FT Att.	9 at Austin Peay (12/30/21)
Rebounds	9 vs. No. 24 Virginia Tech (11/27/21)
Assists	7 at Morehead State (1/24/22)
Steals	5, 3x, vs. SIUE (3/2/22)
Blocks	2 at Morehead State (1/23/21)
Minutes	40, 3x, vs. Bowling Green (12/21/21)

### MISCELLANEOUS CAREER STATISTICS

Games Played	65	Double-Doubles	0
Games Started	61	10+ Points	28
Led Team In Scoring	17	20+ Points	5
Led Team In Rebounding	9	5+ Rebounds	13
Led Team In Assists	20	10+ Rebounds	0
Led Team In Steals	18	5+ Assists	7
Led Team In Blocks	7	3+ Steals	10

### PIPKIN GAME-BY-GAME STATISTICS

Date	Opp	GS	Min	FG	3FG	FT	O-D-R	PF	A	T	S	B	PTS
N10	TROY		23:07	5-9	2-6	2-5	1-4-5	2	4	4	0	0	14
N14	ASU		28:23	10-16	2-4	1-1	0-5-5	0	1	0	3	0	23
N17	at MIZ		27:51	1-6	1-3	2-2	0-1-1	1	1	2	2	0	5
N21	vs MAR	*	23:09	3-6	2-3	0-0	0-1-1	1	4	0	1	0	8
N22	vs NSU	*	27:17	2-5	2-5	0-0	1-2-3	3	2	2	1	0	6
N23	vs PFW	*	27:04	2-8	1-4	1-1	0-1-1	2	2	5	2	1	6
N30	MUR	*	32:00	3-7	1-2	3-3	1-1-2	2	4	1	3	1	10
D4	at VU	*	34:07	8-15	3-7	0-0	0-3-3	4	3	1	1	1	19
D12	at SDS	-	-	-	-	-	-	-	-	-	-	-	-
D14	at SD	-	-	-	-	-	-	-	-	-	-	-	-
D17	at MOST	-	-	-	-	-	-	-	-	-	-	-	-
D22	at EVAN	-	-	-	-	-	-	-	-	-	-	-	-
D29	at LR*	-	-	-	-	-	-	-	-	-	-	-	-
D31	MOR*	-	-	-	-	-	-	-	-	-	-	-	-
J5	SEMO*	-	-	-	-	-	-	-	-	-	-	-	-
J7	TTU*	-	-	-	-	-	-	-	-	-	-	-	-
J12	at TSU*	-	-	-	-	-	-	-	-	-	-	-	-
J14	at USI*	-	-	-	-	-	-	-	-	-	-	-	-
J19	at SEMO*	-	-	-	-	-	-	-	-	-	-	-	-
J21	EIU*	-	-	-	-	-	-	-	-	-	-	-	-
J26	LIN*	-	-	-	-	-	-	-	-	-	-	-	-
J28	USI*	-	-	-	-	-	-	-	-	-	-	-	-
F2	at SIUE*	-	-	-	-	-	-	-	-	-	-	-	-
F4	at LIN*	-	-	-	-	-	-	-	-	-	-	-	-
F9	at EIU*	-	-	-	-	-	-	-	-	-	-	-	-
F11	LR*	-	-	-	-	-	-	-	-	-	-	-	-
F16	SIUE*	-	-	-	-	-	-	-	-	-	-	-	-
F18	at TTU*	-	-	-	-	-	-	-	-	-	-	-	-
F23	TSU*	-	-	-	-	-	-	-	-	-	-	-	-
F25	at MOR*	-	-	-	-	-	-	-	-	-	-	-	-

### PIPKIN CAREER STATISTICS

Year	GP	GS	Min	Avg	Total	3-Point	F-Throw	Rebounds	PF	Ast	TO	Blk	Stl	Scoring
					FG	FGA	Pct	FT	FTA	Pct	Off	Def	Tot	Pts
2017-18	-	-	-	-	-	-	-	Redshirted	-	-	-	-	-	-
2018-19	3	3	55	18.3	4	16	.250	0	7	.000	0	0	0.000	8
2019-20	-	-	-	-	-	-	-	Injured	-	-	-	-	-	-
2020-21	26	25	687	26.4	65	159	.409	29	75	.387	30	41	.732	189
2021-22	28	28	914	32.6	113	288	.392	38	113	.336	80	97	.825	344
2022-23	7	4	190	27.1	26	57	.456	11	27	.407	9	12	.750	72
TOTAL	64	60	1846	28.8	208	520	.400	78	222	.351	119	150	.793	613

33

## JOSIE STOREY

G | 5-10 | Fr. | Mountain View, Ark. | Mountain View HS



### SEASON HIGHS

Points	9 at Missouri (11/17/22)
FG Made	3 at Missouri (11/17/22)
FG Att.	4 at Missouri (11/17/22)
3PG Made	3 at Missouri (11/17/22)
3FG Att.	4 at Missouri (11/17/22)
FT Made	2 vs. Purdue Fort Wayne (11/23/22)
FT Att.	2 vs. Purdue Fort Wayne (11/23/22)
Rebounds	1, 3x, at Missouri (11/17/22)
Assists	3 vs. Marshall (11/21/22)
Steals	3 vs. Norfolk State (11/22/22)
Blocks	N/A
Minutes	23 vs. Norfolk State (11/22/22)

### CAREER HIGHS

Points	9 at Missouri (11/17/22)
FG Made	3 at Missouri (11/17/22)
FG Att.	4 at Missouri (11/17/22)
3PG Made	3 at Missouri (11/17/22)
3FG Att.	4 at Missouri (11/17/22)
FT Made	2 vs. Purdue Fort Wayne (11/23/22)
FT Att.	2 vs. Purdue Fort Wayne (11/23/22)
Rebounds	1, 3x, at Missouri (11/17/22)
Assists	3 vs. Marshall (11/21/22)
Steals	3 vs. Norfolk State (11/22/22)
Blocks	N/A
Minutes	23 vs. Norfolk State (11/22/22)

### MISCELLANEOUS CAREER STATISTICS

Games Played	8	Double-Doubles	0
Games Started	0	10+ Points	0
Led Team In Scoring	0	20+ Points	0
Led Team In Rebounding	0	5+ Rebounds	0
Led Team In Assists	0	10+ Rebounds	0
Led Team In Steals	1	5+ Assists	0
Led Team In Blocks	0	3+ Steals	1

### STOREY GAME-BY-GAME STATISTICS

Date	Opp	GS	Min	FG	3FG	FT	O-D-R	PF	A	T	S	B	PTS
N10	TROY		3:37	0-0	0-0	0-0	0-1-1	1	1	0	0	0	0
N14	ASU		7:20	0-3	0-3	0-0	0-1-1	0	0	0	1	0	0
N17	at MIZ		6:52	3-4	3-4	0-0	0-1-1	1	1	1	0	0	9
N21	vs MAR		16:24	0-3	0-3	0-0	1-2-3	2	1	0	0	0	0
N22	vs NSU		22:50	2-6	1-5	0-0	0-0-0	2	1	1	3	0	5
N23	vs PFW		21:16	2-4	1-3	2-2	0-0-1	4	2	0	1	0	7
N30	MUR		4:58	0-2	0-2	0-0	0-0-0	0	0	0	1	0	0
D4	at VU		11:07	0-1	0-1	0-0	0-0-0	5	0	0	1	0	0
D12	at SDS	-	-	-	-	-	-	-	-	-	-	-	-
D14	at SD	-	-	-	-	-	-	-	-	-	-	-	-
D17	at MOST	-	-	-	-	-	-	-	-	-	-	-	-
D22	at EVAN	-	-	-	-	-	-	-	-	-	-	-	-
D29	at LR*	-	-	-	-	-	-	-	-	-	-	-	-
D31	MOR*	-	-	-	-	-	-	-	-	-	-	-	-
J5	SEMO*	-	-	-	-	-	-	-	-	-	-	-	-
J7	TTU*	-	-	-	-	-	-	-	-	-	-	-	-
J12	at TSU*	-	-	-	-	-	-	-	-	-	-	-	-
J14	at USI*	-	-	-	-	-	-	-	-	-	-	-	-
J19	at SEMO*	-	-	-	-	-	-	-	-	-	-	-	-
J21	EIU*	-	-	-	-	-	-	-	-	-	-	-	-
J26	LIN*	-	-	-	-	-	-	-	-	-	-	-	-
J28	USI*	-	-	-	-	-	-	-	-	-	-	-	-
F2	at SIUE*	-	-	-	-	-	-	-	-	-	-	-	-
F4	at LIN*	-	-	-	-	-	-	-	-	-	-	-	-
F9	at EIU*	-	-	-	-	-	-	-	-	-	-	-	-
F11	LR*	-	-	-	-	-	-	-	-	-	-	-	-
F16	SIUE*	-	-	-	-	-	-	-	-	-	-	-	-
F18	at TTU*	-	-	-	-	-	-	-	-	-	-	-	-
F23	TSU*	-	-	-	-	-	-	-	-	-	-	-	-
F25	at MOR*	-	-	-	-	-	-	-	-	-	-	-	-

### STOREY CAREER STATISTICS

Year	GP	GS	Min	Avg	Total	3-Point	F-Throw	Rebounds	PF	Ast	TO	Blk	Stl	Scoring
					FG	FGA	Pct	FT	FTA	Pct	Off	Def	Tot	Pts
2022-23	7	0	82	11.7	7	22	.318	5	20	.250	2	2	1.000	21
TOTAL	7	0	82	11.7	7	22	.318	5	20	.250	2	2	1.000	21

# PLAYER SUMMARIES

44



## KENLEY McCARN

G/F | 5-11 | Fr. | Melbourne, Ark. | Melbourne HS

### SEASON HIGHS

Points	31 vs. Troy (11/10/22)
FG Made	12 vs. Troy (11/10/22)
FG Att.	19, 2x, at Missouri (11/17/22)
3PG Made	2, 2x, vs. Marshall (11/21/22)
3FG Att.	6 at Missouri (11/17/22)
FT Made	8 at Missouri (11/17/22)
FT Att.	9 at Missouri (11/17/22)
Rebounds	7 at Missouri (11/17/22)
Assists	2 vs. Marshall (11/21/22)
Steals	2, 2x, vs. Marshall (11/21/22)
Blocks	2 vs. Troy (11/10/22)
Minutes	38 vs. Troy (11/10/22)

### CAREER HIGHS

Points	31 vs. Troy (11/10/22)
FG Made	12 vs. Troy (11/10/22)
FG Att.	19, 2x, at Missouri (11/17/22)
3PG Made	2, 2x, vs. Marshall (11/21/22)
3FG Att.	6 at Missouri (11/17/22)
FT Made	8 at Missouri (11/17/22)
FT Att.	9 at Missouri (11/17/22)
Rebounds	7 at Missouri (11/17/22)
Assists	2 vs. Marshall (11/21/22)
Steals	2, 2x, vs. Marshall (11/21/22)
Blocks	2 vs. Troy (11/10/22)
Minutes	38 vs. Troy (11/10/22)

### MISCELLANEOUS CAREER STATISTICS

Games Played	4	Double-Doubles	0
Games Started	3	10+ Points	4
Led Team In Scoring	3	20+ Points	1
Led Team In Rebounding	0	5+ Rebounds	1
Led Team In Assists	0	10+ Rebounds	0
Led Team In Steals	2	5+ Assists	0
Led Team In Blocks	1	3+ Steals	0

### McCARN GAME-BY-GAME STATISTICS

Date	Opp	GS	Min	FG	3FG	FT	O-D-R	PF	A	T	S	B	PTS
N10	TROY	*	37:58	12-19	1-4	6-6	2-1-3	2	1	6	0	2	31
N14	ASU	*	37:24	7-17	2-5	3-3	1-3-4	1	1	0	1	1	19
N17	at MIZ	*	38:07	5-19	1-6	4-4	0-7-7	2	0	2	2	0	15
N21	vs MAR		20:12	4-8	2-5	4-6	0-3-3	4	2	6	2	0	14
N22	vs NSU	-	-	-	-	DNP	-	-	-	-	-	-	-
N23	vs PFW	-	-	-	-	DNP	-	-	-	-	-	-	-
N30	MUR	-	-	-	-	DNP	-	-	-	-	-	-	-
D4	at VU	-	-	-	-	DNP	-	-	-	-	-	-	-
D12	at SDS	-	-	-	-	-	-	-	-	-	-	-	-
D14	at SD	-	-	-	-	-	-	-	-	-	-	-	-
D17	at MOST	-	-	-	-	-	-	-	-	-	-	-	-
D22	at EVAN	-	-	-	-	-	-	-	-	-	-	-	-
D29	at LR*	-	-	-	-	-	-	-	-	-	-	-	-
D31	MOR*	-	-	-	-	-	-	-	-	-	-	-	-
J5	SEMO*	-	-	-	-	-	-	-	-	-	-	-	-
J7	TTU*	-	-	-	-	-	-	-	-	-	-	-	-
J12	at TSU*	-	-	-	-	-	-	-	-	-	-	-	-
J14	at USI*	-	-	-	-	-	-	-	-	-	-	-	-
J19	at SEMO*	-	-	-	-	-	-	-	-	-	-	-	-
J21	EIU*	-	-	-	-	-	-	-	-	-	-	-	-
J26	LIN*	-	-	-	-	-	-	-	-	-	-	-	-
J28	USI*	-	-	-	-	-	-	-	-	-	-	-	-
F2	at SIUE*	-	-	-	-	-	-	-	-	-	-	-	-
F4	at LIN*	-	-	-	-	-	-	-	-	-	-	-	-
F9	at EIU*	-	-	-	-	-	-	-	-	-	-	-	-
F11	LR*	-	-	-	-	-	-	-	-	-	-	-	-
F16	SIUE*	-	-	-	-	-	-	-	-	-	-	-	-
F18	at TTU*	-	-	-	-	-	-	-	-	-	-	-	-
F23	TSU*	-	-	-	-	-	-	-	-	-	-	-	-
F25	at MOR*	-	-	-	-	-	-	-	-	-	-	-	-

### McCARN CAREER STATISTICS

				Total			3-Point			F-Throw			Rebounds											Scoring	
Year	GP	GS	Min	Avg	FG	FGA	Pct	FG	FGA	Pct	FT	FTA	Pct	Off	Def	Tot	Avg	PF	Ass	TO	Blk	Stl	Pts	Avg	
2022-23	4	3	134	33.5	28	63	.444	6	20	.300	17	19	.895	3	14	17	4.3	9	4	14	3	5	79	19.8	
TOTAL	4	3	134	33.5	28	63	.444	6	20	.300	17	19	.895	3	14	17	4.3	9	4	14	3	5	79	19.8	



### CATEGORY LEADERS

POINTS	G	Pts	Pts/G
S. Currie-Jelks	8	101	12.6
Paige Pipkin	8	91	11.4
Kenley McCarn	4	79	19.8
Shae Littleford	8	71	8.9
Seygan Robins	8	60	7.5

FG PERCENTAGE	FG	ATT	Pct
Diamond Cannon	7	12	.583
S. Currie-Jelks	43	79	.544
Paige Pipkin	34	72	.472
Kenley McCarn	28	63	.444
Anaya Brown	13	32	.406

FIELD GOAL ATT	G	Att	Att/G
S. Currie-Jelks	8	79	9.9
Paige Pipkin	8	72	9.0
Shae Littleford	8	64	8.0
Kenley McCarn	4	63	15.8
Seygan Robins	8	53	6.6

FIELD GOALS	G	Made	M/G
S. Currie-Jelks	8	43	5.4
Paige Pipkin	8	34	4.3
Kenley McCarn	4	28	7.0
Shae Littleford	8	23	2.9
Seygan Robins	8	18	2.3

3-POINT %	3FG	ATT	Pct
Anaya Brown	7	13	.538
Seygan Robins	15	34	.441
Paige Pipkin	14	34	.412
S. Currie-Jelks	2	5	.400
Kenley McCarn	6	20	.300

3-POINT FG ATT	G	Att	Att/G
Seygan Robins	8	34	4.3
Paige Pipkin	8	34	4.3
Shae Littleford	8	25	3.1
Josie Storey	8	21	2.6
Kenley McCarn	4	20	5.0

3-POINT FGS	G	Made	M/G
Seygan Robins	8	15	1.9
Paige Pipkin	8	14	1.8
Shae Littleford	8	7	0.9
Anaya Brown	8	7	0.9
Kenley McCarn	4	6	1.5

FT %	FT	ATT	Pct
Seygan Robins	9	9	1.000
Josie Storey	2	2	1.000
Kenley McCarn	17	19	.895
Shae Littleford	18	21	.857
Paige Pipkin	9	12	.750

FREE THROW ATT	G	Att	Att/G
Shae Littleford	8	21	2.6
S. Currie-Jelks	8	20	2.5
Kenley McCarn	4	19	4.8
Lexi Rubel	8	12	1.5
Paige Pipkin	8	12	1.5
Anaya Brown	8	12	1.5

FREE THROWS	G	Made	M/G
Shae Littleford	8	18	2.3
Kenley McCarn	4	17	4.3
S. Currie-Jelks	8	13	1.6
Lexi Rubel	8	9	1.1
Paige Pipkin	8	9	1.1
Seygan Robins	8	9	1.1

REBOUNDS	G	Reb	Reb/G
S. Currie-Jelks	8	57	7.1
Lexi Rubel	8	33	4.1
Anaya Brown	8	31	3.9
Shae Littleford	8	22	2.8
Paige Pipkin	8	21	2.6

ASSISTS	G	No.	A/G
Shae Littleford	8	30	3.8
Paige Pipkin	8	21	2.6
Seygan Robins	8	20	2.5
Lexi Rubel	8	7	0.9
Josie Storey	8	6	0.8
Anaya Brown	8	6	0.8

STEALS	G	No.	S/G
Shae Littleford	8	13	1.6
Paige Pipkin	8	13	1.6
Seygan Robins	8	10	1.3
S. Currie-Jelks	8	8	1.0
Josie Storey	8	7	0.9
Lexi Rubel	8	7	0.9

OFFENSIVE REB	G	No.	Avg/G
S. Currie-Jelks	8	19	2.4
Lexi Rubel	8	11	1.4
Anaya Brown	8	9	1.1
Shae Littleford	8	4	0.5
Kenley McCarn	4	3	0.8
Paige Pipkin	8	3	0.4
Diamond Cannon	7	3	0.4

DEFENSIVE REB	G	No.	Avg/G
S. Currie-Jelks	8	38	4.8
Lexi Rubel	8	22	2.8
Anaya Brown	8	22	2.8
Shae Littleford	8	18	2.3
Paige Pipkin	8	18	2.3

BLOCKED SHOTS	G	No.	Blk/G
S. Currie-Jelks	8	6	0.8
Lexi Rubel	8	4	0.5
Kenley McCarn	4	3	0.8
Paige Pipkin	8	3	0.4
Anaya Brown	8	2	0.3

MINUTES	G	No.	Min/G
Shae Littleford	8	249	31.1
Paige Pipkin	8	225	28.1
Seygan Robins	8	218	27.3
S. Currie-Jelks	8	217	27.1
Lexi Rubel	8	201	25.1

# TEAM GAME-BY-GAME

Opponent	Date	Score	W/L	Total			3-Pointers			Free Throws			Rebounds				PF	A	TO	Blk	Stl	Pts	Avg
				FG	FGA	Pct	3FG	FGA	Pct	FT	FTA	Pct	Off	Def	Tot	Avg							
TROY	11/10/22	84-89	L	31	55	.564	8	20	.400	14	17	.824	8	30	38	38.0	20	13	29	3	6	84	84.0
ARKANSAS ST.	11/14/22	73-54	W	26	65	.400	6	18	.333	15	20	.750	14	26	40	39.0	10	11	6	3	7	73	78.5
at Missouri	11/17/22	55-60	L	19	51	.373	9	19	.474	8	9	.889	4	25	29	35.7	16	7	17	1	6	55	70.7
vs Marshall	11/21/22	57-70	L	20	54	.370	9	24	.375	8	12	.667	8	18	26	33.2	18	12	15	1	7	57	67.2
vs Norfolk St.	11/22/22	55-70	L	17	50	.340	6	22	.273	15	17	.882	7	11	18	30.2	19	11	20	0	12	55	64.8
vs Purdue Fort Wayne	11/23/22	81-51	W	30	55	.545	7	16	.438	14	16	.875	8	30	38	31.5	13	15	19	3	9	81	67.5
MURRAY ST.	11/30/22	52-71	L	19	56	.339	4	19	.211	10	16	.625	7	15	22	30.1	15	13	14	8	13	52	65.3
at Vanderbilt	12/04/22	66-54	W	26	58	.448	10	26	.385	4	4	1.000	11	16	27	29.8	23	16	16	1	9	66	65.4
<b>UT Martin</b>		<b>523</b>		<b>188</b>	<b>444</b>	<b>.423</b>	<b>59</b>	<b>164</b>	<b>.360</b>	<b>88</b>	<b>111</b>	<b>.793</b>	<b>67</b>	<b>171</b>	<b>238</b>	<b>29.8</b>	<b>134</b>	<b>98</b>	<b>136</b>	<b>20</b>	<b>69</b>	<b>523</b>	<b>65.4</b>
<b>Opponents</b>		<b>519</b>		<b>183</b>	<b>444</b>	<b>.412</b>	<b>60</b>	<b>173</b>	<b>.347</b>	<b>93</b>	<b>124</b>	<b>.750</b>	<b>99</b>	<b>200</b>	<b>299</b>	<b>37.4</b>	<b>136</b>	<b>112</b>	<b>160</b>	<b>23</b>	<b>70</b>	<b>519</b>	<b>64.9</b>



## SPECIALTY TEAM STATS

Date	Opponent	Result	POINTS IN THE PAINT			POINTS OFF TURNOVERS			2ND CHANCE POINTS			FAST BREAK POINTS			BENCH POINTS		
			UTM	OPP.	DIFF.	UTM	OPP.	DIFF.	UTM	OPP.	DIFF.	UTM	OPP.	DIFF.	UTM	OPP.	DIFF.
Nov. 10	TROY	L, 89-84	36	32	+4	6	32	-26	14	20	-6	8	17	-9	17	40	-23
Nov. 14	ARKANSAS STATE	W, 73-54	40	12	+28	23	5	+18	12	6	+6	8	4	+4	26	12	+14
Nov. 17	at Missouri	L, 60-55	18	26	-8	11	15	-4	5	3	+2	0	7	-7	23	25	-2
Nov. 21	vs. Marshall	L, 70-57	14	36	-22	7	17	-10	4	9	-5	6	12	-6	25	13	+12
Nov. 22	vs. Norfolk State	L, 70-55	18	42	-24	22	19	+3	4	21	-17	7	0	+7	15	2	+13
Nov. 23	vs. Purdue Fort Wayne	W, 81-51	40	20	+20	22	13	+9	12	7	+5	15	2	+13	22	25	-3
Nov. 30	MURRAY STATE	L, 71-52	24	28	-4	10	8	+2	10	0	+10	3	10	-7	7	19	-12
Dec. 4	at Vanderbilt	W, 66-54	28	14	+14	28	11	+17	9	5	+4	5	2	+3	3	20	-17



Troy at UT Martin  
11/10/22 | 6 pm at Elam Center - Martin, Tenn.

Troy 89 • 2-0												
##	Player	GS	MIN	FG	3PT	FT	O-B-T	PF	A	T	B	SPTS
05	Jada Walton	*	24	7-15	2-7	2-2	1-6-7	0	4	1	2	18
10	Tai'Sheka Porchia	*	29	6-15	0-1	2-2	9-2-11	1	0	1	0	14
03	Makayia Hallmon	*	22	4-13	1-5	0-0	1-0-1	3	3	3	1	9
22	Sharonica Hartsfield*	*	32	2-8	0-3	2-4	3-1-4	3	10	3	0	8
02	Felmas Koranga	*	18	1-4	0-0	0-0	3-5-8	1	0	1	0	2
00	Gabbi Cartagena		10	5-6	4-5	0-0	0-1-1	0	1	1	0	14
11	Ja'Mia Hollings		15	3-4	0-1	3-5	2-0-2	4	1	1	0	19
04	Jashanti Simmons		14	1-5	1-3	3-6	2-0-2	1	1	0	2	6
01	Mary Delgado		12	2-7	2-5	0-0	0-1-1	2	0	2	0	1
23	Shaniah Nunn		7	0-5	0-3	3-4	0-0-0	1	0	0	0	1
20	Janeen Camp		6	1-2	0-0	0-0	2-1-3	3	1	0	0	2
21	Ke'Ajia Williams		11	0-0	0-0	0-0	2-2-4	2	0	0	0	1
TM TEAM			0	0-0	0-0	0-0	0-0-0	0	0	0	0	0
Totals		-	200	32-84	10-33	15-23	25-19-44	21	21	13	2	89

UT Martin 84 • 0-1												
##	Player	GS	MIN	FG	3PT	FT	O-B-T	PF	A	T	B	SPTS
44	Kenley McCarn	*	38	12-19	1-4	6-6	2-1-3	2	1	6	2	0
23	S. Currie-Jelks	*	33	7-9	0-0	0-0	4-11-15	3	0	2	1	0
05	Seygan Robins	*	31	5-12	4-8	0-0	0-1-1	0	0	8	0	1
11	Shae Littleford	*	25	1-3	0-0	6-6	1-4-5	4	5	2	0	4
12	Lexi Rubel	*	12	0-0	0-0	0-0	0-1-1	1	0	2	0	0
25	Paige Pipkin	*	24	5-9	2-6	2-5	1-4-5	2	4	4	0	14
04	Anaya Brown		27	1-2	1-2	0-0	0-3-3	3	2	4	0	1
03	Diamond Cannon		6	0-1	0-0	0-0	0-1-1	4	0	1	0	0
33	Josie Storey		4	0-0	0-0	0-0	0-1-1	1	1	0	0	0
TM TEAM			0	0-0	0-0	0-0	0-3-3	0	0	0	0	0
Totals		-	200	35-85	8-20	14-17	8-30-38	20	13	29	3	84

Score by Periods					
	1st	2nd	3rd	4th	Total
Troy	18	18	22	31	89
UT Martin	17	20	21	26	84



Arkansas State at UT Martin  
11/14/22 | 6 pm at Elam Center - Martin, Tenn.

Arkansas State 54 • 0-2												
##	Player	GS	MIN	FG	3PT	FT	O-B-T	PF	A	T	B	SPTS
11	Mallyn Wilkerson	*	35	5-10	4-8	0-0	0-2-2	2	0	5	0	0
23	Izzy Higginbottom	*	38	3-12	2-7	2-2	0-5-5	2	5	2	1	0
15	Annaleise Griffin	*	38	2-11	0-1	4-6	3-10-13	3	4	1	1	0
24	Laurny Pendleton	*	28	3-8	0-2	0-0	0-1-1	5	2	3	0	6
42	Melodie Kapinga	*	18	1-1	0-0	2-4	2-2-4	4	0	0	1	0
00	Jade Upshaw		23	4-8	2-5	0-0	1-1-2	2	1	4	0	10
03	Tierney Echols		4	1-1	0-0	0-0	0-1-1	1	0	1	0	2
30	Kiayra Ellis		16	0-1	0-0	0-0	0-5-5	3	0	2	3	0
TM TEAM			0	0-0	0-0	0-0	2-1-3	0	0	1	0	0
Totals		-	200	19-52	8-23	8-12	8-28-36	22	12	19	6	54

UT Martin 73 • 1-1												
##	Player	GS	MIN	FG	3PT	FT	O-B-T	PF	A	T	B	SPTS
11	Shae Littleford	*	39	6-14	2-5	5-6	3-2-5	3	6	0	0	1
44	Kenley McCarn	*	38	7-17	2-5	3-3	1-3-4	1	1	0	1	1
12	Lexi Rubel	*	31	3-4	0-0	1-2	2-3-5	0	2	2	1	1
23	S. Currie-Jelks	*	25	0-2	0-0	2-4	3-5-8	3	0	0	1	0
05	Seygan Robins	*	17	0-6	0-1	0-0	0-2-2	0	1	1	0	0
25	Paige Pipkin		28	10-16	2-4	1-1	0-5-5	0	1	0	0	3
04	Anaya Brown		15	0-3	0-0	3-4	2-4-6	3	0	1	0	0
33	Josie Storey		7	0-3	0-3	0-0	0-1-1	0	0	0	0	1
TM TEAM			0	0-0	0-0	0-0	3-1-4	0	0	2	0	0
Totals		-	200	26-65	6-18	15-20	14-26-40	10	11	6	3	73

Score by Periods					
	1st	2nd	3rd	4th	Total
Arkansas St.	13	20	15	6	54
UT Martin	11	16	20	26	73



UT Martin at Missouri  
11/17/22 | 7 pm at Mizzou Arena - Columbia, Mo.

UT Martin 55 • 1-2												
##	Player	GS	MIN	FG	3PT	FT	O-B-T	PF	A	T	B	SPTS
44	Kenley McCarn	*	38	5-19	1-6	4-4	0-7-7	2	0	2	0	2
23	S. Currie-Jelks	*	23	4-7	0-0	0-1	1-3-4	5	0	1	0	8
12	Lexi Rubel	*	28	2-4	0-0	0-0	1-2-3	1	1	4	1	0
05	Seygan Robins	*	28	1-3	1-2	0-0	0-0-0	2	1	1	0	3
11	Shae Littleford	*	22	0-3	0-0	2-2	0-2-2	4	3	5	0	2
04	Anaya Brown		27	3-5	3-4	0-0	0-8-8	1	0	0	0	9
33	Josie Storey		6	3-4	3-4	0-0	0-1-1	1	1	1	0	9
25	Paige Pipkin		28	1-6	1-3	2-2	0-1-1	1	1	2	0	2
00	Sydnee Boykin		0+	0-0	0-0	0-0	0-0-0	0	0	0	0	0
03	Diamond Cannon		0+	0-0	0-0	0-0	0-0-0	0	0	0	0	0
TM TEAM			0	0-0	0-0	0-0	2-1-3	0	0	1	0	0
Totals		-	200	19-51	9-19	8-9	4-25-29	16	7	17	1	6

Missouri 60 • 5-0												
##	Player	GS	MIN	FG	3PT	FT	O-B-T	PF	A	T	B	SPTS
43	Hayley Frank	*	36	4-11	2-7	5-6	1-5-6	1	3	4	0	2
01	Lauren Hansen	*	37	3-13	1-8	4-4	0-3-3	2	1	2	0	1
13	Haley Troup	*	31	3-7	1-3	2-2	1-2-3	2	4	0	0	1
10	Katlyn Gilbert	*	22	0-2	0-1	0-0	0-1-1	4	3	2	1	0
32	Jayla Kelly	*	6	0-1	0-0	0-0	0-1-1	1	0	3	1	0
02	Sara-Rose Smith		23	5-9	2-4	0-0	3-9-12	1	1	2	0	12
24	Ashton Judd		23	5-7	0-2	1-2	1-5-6	4	1	0	0	11
20	Sarah Linthacum		13	1-2	0-0	0-0	1-1-2	1	1	0	0	2
TM TEAM			0	0-0	0-0	0-0	0-2-2	0	0	0	0	0
Totals		-	200	21-52	6-25	12-14	7-29-36	15	12	17	2	8

Score by Periods					
	1st	2nd	3rd	4th	Total
UT Martin	15	11	9	20	55
Missouri	13	12	14	21	60



Marshall vs UT Martin  
11/21/22 | 7 pm at Enmarket Arena - Savannah, Ga.

Marshall 70 • 2-1												
##	Player	GS	MIN	FG	3PT	FT	O-B-T	PF	A	T	B	SPTS
02	Roshala Scott	*	32	7-10	5-7	0-1	2-6-8	1	4	5	1	0
04	Abby Beeman	*	36	4-9	1-2	7-7	1-6-7	1	5	2	0	3
25	Mahogany Matthews*	*	30	1-10	0-0	2-3	1-1-2	3	0	1	2	16
00	Kia Silvius	*	30	7-13	0-0	4-6	1-5-6	1	2	1	0	3
01	Kendall Miller	*	15	0-1	0-0	0-0	0-2-2	0	1	3	0	0
15	Sydni Scott		22	4-12	0-5	0-0	2-1-3	3	2	0	1	2
22	Ashley Tudor		14	1-2	1-1	0-0	0-4-4	3	1	2	0	3
21	Terah Harness		12	1-3	0-2	0-0	1-2-3	0	0	1	0	2
23	Meredith Maier		4	0-1	0-1	0-0	2-1-3	0	0	1	1	0
20	Peyton Ilderton		3	0-1	0-1	0-0	0-0-0	0	0	1	0	0
05	Samantha Lafon		2	0-0	0-0	0-0	0-0-0	2	0	0	0	0
TM TEAM			0	0-0	0-0	0-0	0-0-0	0	0	1	0	0
Totals		-	200	25-52	7-19	13-17	10-28-38	14	15	18	5	70

UT Martin 57 • 1-3												
##	Player	GS	MIN	FG	3PT	FT	O-B-T	PF	A	T	B	SPTS
23	S. Currie-Jelks	*	29	5-12	1-2	1-2	2-3-5	2	0	3	0	1 12
25	Paige Pipkin	*	23	3-6	2-3	0-0	0-1-1	1	4	0	0	1 8
12	Lexi Rubel	*	21	2-4	1-1	2-2	2-4-6	1	1	2	0	7
00	Sydnee Boykin	*	15	2-6	1-4	0-0	0-0-0	1	0	1	0	5
11	Shae Littleford	*	26	0-5	0-2	0-0	0-1-1	2	3	2	0	0
44	Kenley McCarn		20	4-8	2-5	4-6	0-3-3	4	2	6	0	2 14
04	Anaya Brown		19	3-6	1-2	1-2	1-1-2	4	0	0	1	8
05	Seygan Robins		20	1-3	1-2	0-0	0-0-0	1	1	0	0	3
33	Josie Storey		16	0-3	0-3	0-0	1-2-3	2	1	0	0	0
03	Diamond Cannon		11	0-1	0-0	0-0	0-1-1	0	0	1	0	0
TM TEAM			0	0-0	0-0	0-0	2-2-4	0	0	0	0	0
Totals		-	200	20-54	9-24	8-12	8-18-26	18	12	15	1	7 57
Score by Periods		1st	2nd	3rd	4th	Total						
Marshall		20	16	14	20	70						
UT Martin		12	16	15	14	57						





Murray State at UT Martin  
11/30/22 | 6 pm at Elam Center - Martin, Tenn.

**Murray State 71 • 4-1**

##	Player	GS	MIN	FG	3PT	FT	O-B-T	PF	A	T	B	S	PTS
31	Katelyn Young	*	32	10-15	3-3	8-8	2-10-12	2	4	4	0	1	31
14	Macey Turley	*	34	4-5	3-3	0-0	3-3-6	3	3	5	0	0	11
21	Bria Sanders-Woods*	31	2-6	1-2	1-2	0-6-6	2	4	3	1	3	6	
32	Alexis Burpo	*	18	1-3	0-0	0-0	0-2-2	0	1	0	0	0	2
13	Jaidah Black	*	15	0-2	0-0	2-2	0-4-4	0	1	1	0	1	2
22	Hannah McKay		23	3-5	0-0	2-2	0-2-2	4	4	3	0	0	8
02	Jordyn Hughes		20	2-7	2-6	0-0	0-1-1	0	1	2	0	0	6
03	Briley Pena		5	1-2	1-2	0-0	0-0-0	1	0	0	0	0	3
11	Cayson Conner		14	1-2	0-0	0-0	0-0-0	2	2	2	0	1	2
15	Fruzsina Horvath		7	0-1	0-0	0-0	1-3-4	0	0	2	0	0	0
12	Jenna Walker		1	0-0	0-0	0-0	0-0-0	0	0	0	0	0	0
TM	TEAM		0	0-0	0-0	0-0	3-2-5	0	0	1	0	0	0
Totals		-	200	24-48	10-16	13-14	9-33-42	14	20	23	1	6	71

**UT Martin 52 • 2-5**

##	Player	GS	MIN	FG	3PT	FT	O-B-T	PF	A	T	B	S	PTS
23	S. Currie-Jelks	*	29	6-12	0-1	1-3	2-7-9	4	1	4	4	2	13
11	Shae Littleford	*	36	4-14	2-5	1-3	0-2-2	2	1	2	1	3	11
25	Paige Pipkin	*	33	3-7	1-2	3-3	1-1-2	2	4	1	1	3	10
05	Seygan Robins	*	36	2-7	1-5	2-2	0-1-1	1	3	2	0	3	7
12	Lexi Rubel	*	25	1-8	0-3	2-3	1-3-4	3	3	3	1	1	4
03	Diamond Cannon	10	2-3	0-0	1-2	2-1-3	0	0	2	0	0	0	5
04	Anaya Brown	25	1-3	0-1	0-0	1-0-1	3	1	0	1	0	2	
33	Josie Storey	5	0-2	0-2	0-0	0-0-0	0	0	0	0	1	0	0
00	Sydneey Boykin	1	0-0	0-0	0-0	0-0-0	0	0	0	0	0	0	0
TM	TEAM	0	0-0	0-0	0-0	0-0-0	0	0	0	0	0	0	0
Totals		-	200	19-56	4-19	10-16	7-15-22	15	13	14	8	13	52

**Score by Periods**

	1st	2nd	3rd	4th	Total
Murray St.	18	23	13	17	71
UT Martin	13	15	13	11	52



UT Martin at Vanderbilt  
12/4/22 | 11 am at Memorial Gymnasium - Nashville, Tenn.

**UT Martin 66 • 3-5**

#	Player	GS	MIN	FG	3PT	FT	O-B-T	PF	A	T	B	S	PTS
25	Pipkin, Paige	*	35	8-15	3-7	0-0	0-3-3	4	3	1	1	1	19
23	Currie-Jelks, S.	*	29	7-12	0-0	2-2	3-4-7	3	0	1	0	2	16
11	Littleford, Shae	*	36	5-11	2-7	2-2	0-3-3	4	8	3	0	0	14
05	Robins, Seygan	*	30	5-13	4-9	0-0	0-1-1	5	5	4	0	1	14
12	Rubel, Lexi	*	36	0-4	0-1	0-0	3-2-5	1	0	1	0	3	0
04	Brown, Anaya	19	1-2	1-1	0-0	1-0-1	1	0	2	0	1	3	
33	Storey, Josie	11	0-1	0-1	0-0	0-0-0	5	0	0	0	1	0	
03	Cannon, Diamond	4	0-0	0-0	0-0	0-0-0	0	0	1	0	0	0	
00	Boykin, Sydneey	0+	0-0	0-0	0-0	0-0-0	0	0	0	0	0	0	
TM	TEAM	0	0-0	0-0	0-0	4-3-7	0	0	3	0	0	0	
Totals		-	200	26-58	10-26	4-4	11-16-27	23	16	16	1	9	66

**Vanderbilt 54 • 6-5**

#	Player	GS	MIN	FG	3PT	FT	O-B-T	PF	A	T	B	S	PTS
14	Marnelle Garraud	*	39	7-15	3-6	2-3	0-2-2	2	5	3	0	3	19
02	Jada Brown	*	31	2-3	2-3	0-0	0-0-0	2	1	4	0	1	6
35	Sacha Washington	*	19	2-8	0-0	2-3	4-3-7	4	3	7	1	1	6
21	Bella LaChance	*	31	1-5	1-1	0-0	0-1-1	1	2	2	0	0	3
05	Yaubryon Chambers*	26	0-0	0-0	0-0	1-3-4	2	0	3	1	1	0	
32	Amauri Williams	14	2-3	0-0	4-7	1-2-3	1	0	2	0	0	0	8
24	Ryanne Allen	21	2-4	1-2	2-2	1-2-3	1	1	1	1	1	1	7
12	Demi Washington	19	2-4	0-0	1-3	0-2-2	0	0	1	0	0	0	5
TM	TEAM	0	0-0	0-0	0-0	5-5-10	0	0	1	0	0	0	0
Totals	-	200	18-42	7-12	11-18	12-20-32	13	12	24	3	7	54	

**Score by Periods**

	1st	2nd	3rd	4th	Total
UT Martin	11	17	21	17	66
Vanderbilt	9	11	11	23	54

# SEASON/CAREER STATISTICS

SUMMARY	Overall Statistics										Career Statistics									
	GP-GS	Min/G	FG%	3PT%	FT%	R/G	A/G	STL	BLK	PTS/G	GP-GS	Min/G	FG%	3PT%	FT%	R/G	A/G	STL	BLK	PTS/G
Kenley McCarn	4-3	33.5	.444	.300	.895	4.3	1.0	5	3	19.8	4-3	33.5	.444	.300	.895	4.3	1.0	5	3	19.8
S. Currie-Jelks	8-8	27.1	.544	.400	.650	7.1	0.5	8	6	12.6	8-8	27.1	.544	.400	.650	7.1	0.5	8	6	12.6
Paige Pipkin	8-5	28.1	.472	.412	.750	2.6	2.6	13	3	11.4	65-61	28.9	.404	.354	.793	3.3	2.5	90	18	9.7
Shae Littleford	8-8	31.1	.359	.280	.857	2.8	3.8	13	1	8.9	32-31	33.6	.366	.298	.762	2.5	2.5	55	4	10.5
Seygan Robins	8-7	27.3	.340	.441	1.000	1.1	2.5	10	1	7.5	54-44	30.2	.401	.445	.887	2.1	3.0	77	5	8.4
Anaya Brown	8-0	21.9	.406	.538	.667	3.9	0.8	3	2	5.1	8-0	21.9	.406	.538	.667	3.9	0.8	3	2	5.1
Lexi Rubel	8-8	25.1	.351	.286	.750	4.1	0.9	7	4	4.6	8-8	25.1	.351	.286	.750	4.1	0.9	7	4	4.6
Josie Storey	8-0	11.6	.304	.238	1.000	0.9	0.8	7	0	2.6	8-0	11.6	.304	.238	1.000	0.9	0.8	7	0	2.6
Diamond Cannon	7-0	7.6	.583	.000	.750	1.4	0.0	3	0	2.4	7-0	7.6	.583	.000	.750	1.4	0.0	3	0	2.4
Sydneey Boykin	6-1	5.8	.222	.200	.000	0.2	0.0	0	0	0.8	6-1	5.8	.222	.200	.000	0.2	0.0	0	0	0.8

	Overall Statistics											Career Statistics										
SCORING	FG	FGA	FG%	3FG	FG	3PT%	FT	FTA	FT%	PTS	PTS/G	FG	FGA	FG%	3FG	FGA	3PT%	FT	FTA	FT%	PTS	PTS/G
Kenley McCarn	28	63	.444	6	20	.300	17	19	.895	79	19.8	28	63	.444	6	20	.300	17	19	.895	79	19.8
S. Currie-Jelks	43	79	.544	2	5	.400	13	20	.650	101	12.6	43	79	.544	2	5	.400	13	20	.650	101	12.6
Paige Pipkin	34	72	.472	14	34	.412	9	12	.750	91	11.4	216	535	.404	81	229	.354	119	150	.793	632	9.7
Shae Littleford	23	64	.359	7	25	.280	18	21	.857	71	8.9	106	290	.366	25	84	.298	99	130	.762	336	10.5
Seygan Robins	18	53	.340	15	34	.441	9	9	1.000	60	7.5	148	369	.401	105	236	.445	55	62	.887	456	8.4
Anaya Brown	13	32	.406	7	13	.538	8	12	.667	41	5.1	13	32	.406	7	13	.538	8	12	.667	41	5.1
Lexi Rubel	13	37	.351	2	7	.286	9	12	.750	37	4.6	13	37	.351	2	7	.286	9	12	.750	37	4.6
Josie Storey	7	23	.304	5	21	.238	2	2	1.000	21	2.6	7	23	.304	5	21	.238	2	2	1.000	21	2.6
Diamond Cannon	7	12	.583	0	0	.000	3	4	.750	17	2.4	7	12	.583	0	0	.000	3	4	.750	17	2.4
Sydneey Boykin	2	9	.222	1	5	.200	0	0	.000	5	0.8	2	9	.222	1	5	.200	0	0	.000	5	0.8

TOTALS	Overall Statistics									Career Statistics								
	ORB	DRB	TOTAL	PF	FO	A	TO	A/TO	Hi Pts	ORB	DRB	TOTAL	PF	FO	A	TO	A/TO	Hi Pts
Kenley McCarn	3	14	17	9	0	4	14	0.3	79	3	14	17	9	0	4	14	0.3	79
S. Currie-Jelks	19	38	57	26	1	4	14	0.3	101	19	38	57	26	1	4	14	0.3	101
Paige Pipkin	3	18	21	15	0	21	15	1.4	91	35	180	215	125	2	163	150	1.1	632
Shae Littleford	4	18	22	22	0	30	25	1.2	71	12	68	80	73	1	79	91	0.9	336
Seygan Robins	0	9	9	10	1	20	19	1.1	60	16	99	115	94	1	163	124	1.3	456
Anaya Brown	9	22	31	17	0	6	9	0.7	41	9	22	31	17	0	6	9	0.7	41
Lexi Rubel	11	22	33	12	1	7	24	0.3	37	11	22	33	12	1	7	24	0.3	37
Josie Storey	1	6	7	15	1	6	2	3.0	21	1	6	7	15	1	6	2	3.0	21
Diamond Cannon	3	7	10	7	0	0	7	0.0	17	3	7	10	7	0	0	7	0.0	17
Sydneey Boykin	1	0	1	1	0	0	1	0.0	5	1	0	1	1	0	0	1	0.0	5

# SEASON STATISTICS

RECORD:					OVERALL			HOME			AWAY			NEUTRAL		
ALL GAMES					3-5			1-2			1-1			1-2		
CONFERENCE					0-0			0-0			0-0			0-0		
NON-CONFERENCE					3-5			1-2			1-1			1-2		

##	Player	GP	GS	Min	Avg	TOTAL			3-PTS			FREE THROWS			REBOUNDS				PF	FO	A	TO	Blk	Stl	Pts	Avg
						FG	FGA	Pct	3FG	FGA	Pct	FT	FTA	Pct	Off	Def	Tot	Avg								
44	Kenley McCarn	4	3	134	33.5	28	63	.444	6	20	.300	17	19	.895	3	14	17	4.3	9	0	4	14	3	5	79	19.8
23	S. Currie-Jelks	8	8	217	27.1	43	79	.544	2	5	.400	13	20	.650	19	38	57	7.1	26	1	4	14	6	8	101	12.6
25	Paige Pipkin	8	5	225	28.1	34	72	.472	14	34	.412	9	12	.750	3	18	21	2.6	15	0	21	15	3	13	91	11.4
11	Shae Littleford	8	8	249	31.1	23	64	.359	7	25	.280	18	21	.857	4	18	22	2.8	22	0	30	25	1	13	71	8.9
05	Seygan Robins	8	7	218	27.3	18	53	.340	15	34	.441	9	9	1.000	0	9	9	1.1	10	1	20	19	1	10	60	7.5
04	Anaya Brown	8	0	175	21.9	13	32	.406	7	13	.538	8	12	.667	9	22	31	3.9	17	0	6	9	2	3	41	5.1
12	Lexi Rubel	8	8	201	25.1	13	37	.351	2	7	.286	9	12	.750	11	22	33	4.1	12	1	7	24	4	7	37	4.6
33	Josie Storey	8	0	93	11.6	7	23	.304	5	21	.238	2	2	1.000	1	6	7	0.9	15	1	6	2	0	7	21	2.6
03	Diamond Cannon	7	0	53	7.6	7	12	.583	0	0	.000	3	4	.750	3	7	10	1.4	7	0	0	7	0	3	17	2.4
00	Sydneey Boykin	6	1	35	5.8	2	9	.222	1	5	.200	0	0	.000	1	0	1	0.2	1	0	0	1	0	0	5	0.8
TM	TEAM.....														13	17	30	3.8	0			6			0	
	Total.....	8				188	444	.423	59	164	.360	88	111	.793	67	171	238	29.8	134	4	98	136	20	69	523	65.4
	Opponents.....	8				183	444	.412	60	173	.347	93	124	.750	99	200	299	37.4	136	-	112	160	23	70	519	64.9

Team Statistics	UTM	OPP	Date	Opponent	Score	Attend
SCORING	523	519	11/10/22	TROY	L 84-89	1147
Points per game	65.4	64.9	11/14/22	ARKANSAS ST.	W 73-54	1309
Scoring margin	+0.5	-	11/17/22	at Missouri	L 55-60	2107
FIELD GOALS-ATT	188-444	183-444	11/21/22	vs Marshall	L 57-70	99
Field goal pct	.423	.412	11/22/22	vs Norfolk St.	L 55-70	83
3 POINT FG-ATT	59-164	60-173	11/23/22	vs Purdue Fort Wayne	W 81-51	117
3-point FG pct	.360	.347	11/30/22	MURRAY ST.	L 52-71	1389
3-pt FG made per game	7.4	7.5	12/04/22	at Vanderbilt	W 66-54	1913
FREE THROWS-ATT	88-111	93-124	\$ = Hostilo Community Classic			
Free throw pct	.793	.750	! = OVC Basketball Championship			
F-Throws made per game	11.0	11.6	* = Conference game			
REBOUNDS	238	299				
Rebounds per game	29.8	37.4				
Rebounding margin	-7.6	-				
ASSISTS	98	112				
Assists per game	12.3	14.0				
TURNOVERS	136	160				
Turnovers per game	17.0	20.0				
Turnover margin	+3.0	-				
Assist/turnover ratio	0.7	0.7				
STEALS	69	70				
Steals per game	8.6	8.8				
BLOCKS	20	23				
Blocks per game	2.5	2.9				
ATTENDANCE	3845	4319				
Home games-Avg/Game	3-1282	2-2010				
Neutral site-Avg/Game	-	3-100				

Score By Periods:	1st	2nd	3rd	4th	Total
UT Martin	114	122	130	157	523
Opponents	129	116	128	146	519

# RADIO/TV CALL SHEET



0

**SYDNEEY BOYKIN**G • 5-9 • Junior  
Clarksville, Tenn.


2

**ELLA THOMPSON**F • 5-11 • Sophomore  
Bardstow, Ky.

3

**DIAMOND CANNON**F • 5-10 • Junior  
Detroit, Mich.

4

**ANAYA BROWN**F • 6-1 • Freshman  
Lexington, Ky.

5

**SEYGAN ROBINS**G • 5-8 • Graduate  
Harrodsburg, Ky.


11

**SHAE LITTLEFORD**G • 5-7 • Sophomore  
Charleston, Ill.

12

**LEXI RUBEL**G/F • 6-1 • Freshman  
Cape Girardeau, Mo.

14

**CLARA GARLAND**C • 6-5 • Freshman  
Iuka, Miss.

20

**HALEY HALLETT**F • 6-1 • Freshman  
Savannah, Tenn.


23

**SHARNECE CURRIE-JELKS**F • 6-2 • Freshman  
Jackson, Tenn.

25

**PAIGE PIPKIN**G • 5-10 • Graduate  
Henderson, Tenn.

33

**JOSIE STOREY**G • 5-10 • Freshman  
Mountain View, Ark.

44

**KENLEY McCARN**G/F • 5-11 • Freshman  
Melbourne, Ark.

## COACHING STAFF

**KEVIN McMILLAN**HEAD COACH  
14th Season**GARNER SMALL**ASSISTANT COACH  
First Season**MADDIE WALDROP**ASSISTANT COACH  
First Season**STACIE EVANS**DIRECTOR OF OPERATIONS  
13th Season**KINLEIGH HARRIS**GRADUATE ASSISTANT  
First Season