



UT MARTIN SKYHAWKS

WOMEN'S BASKETBALL 2022-23 GAME NOTES



SEVEN OVC CHAMPIONSHIPS • FOUR OVC TOURNAMENT TITLES • FOUR NCAA TOURNAMENT APPEARANCES • SIX WOMENS NIT QUALIFIERS

THE MATCHUP



UT MARTIN SKYHAWKS | 1-1, 0-0 OVC

Head Coach: Kevin McMillan (Rhodes College, 1989)
Career Record: 253-161 (14th season)
Record at UTM: Same

Points: Kenley McCarn (25.0) **Steals:** Shae Littleford (2.5)
Rebounds: Sharnecce Currie-Jelks (11.5) **Blocks:** Kenley McCarn (1.5)
Assists: Shae Littleford (5.5)

PPG 78.5
 Opp. PPG 71.5
 Margin +7.0
 FG% 47.5
 3PT FG% 36.8
 FT% 78.4
 RPG 39.0
 APG 12.0
 TPG 17.5
 SPG 6.5
 BPG 3.0

VS



MISSOURI TIGERS | 4-0, 0-0 SEC

Head Coach: Robin Pingeton (St. Ambrose, 1990)
Career Record: 546-324 (28th season)
Record at MIZ: 211-167 (13th season)

Points: Lauren Hansen (13.8) **Steals:** Frank/Gilbert (1.0)
Rebounds: Sara-Rose Smith (9.5) **Blocks:** Frank/Kelley (0.5)
Assists: Katlyn Gilbert (2.8)

PPG 69.5
 Opp. PPG 46.5
 Margin +23.0
 FG% 48.2
 3PT FG% 30.4
 FT% 73.4
 RPG 37.8
 APG 14.3
 TPG 16.8
 SPG 8.5
 BPG 2.0

PROBABLE STARTING LINEUP



SEYGAN ROBINS
 7.0 PPG • 1.5 RPG
 0.5 APG • 0.5 SPG



SHAE LITTLEFORD
 13.5 PPG • 5.0 RPG
 5.5 APG • 2.5 SPG



KENLEY McCARN
 25.0 PPG • 3.5 RPG
 1.0 APG • 0.5 SPG



LEXI RUBEL
 3.5 PPG • 3.0 RPG
 1.0 APG • 0.5 SPG



SHARNECCE CURRIE-JELKS
 8.0 PPG • 11.5 RPG
 0.0 APG • 0.0 SPG

FULL COURT PRESS



PLAYER TO WATCH

#25 • PAIGE PIPKIN
 5-10 • Henderson, Tenn. • Gr.

Graduate guard Paige Pipkin posted a big game in the win over Arkansas State on Monday night. Pipkin led the team with 23 points while adding five rebounds and three steals.

The 2021-22 All-OVC second team selection has scored in double figures in both games this season while recording her fifth career game with 20 points or more.

- The University of Tennessee at Martin women's basketball team hits the road for the first time this season when traveling to Southeastern Conference foe Missouri on Thursday, Nov. 17. Tipoff from Mizzou Arena is scheduled for 7 p.m. and will be broadcast on SEC Network+/ESPN+.
- The Skyhawks (1-1) picked up their first win of the season in Monday's matchup against Arkansas State. UT Martin overcame a 10-point second half deficit by closing out the contest on a 23-2 run before ultimately posting a 73-54 victory.
- UT Martin features three players who are averaging in double figures. Reigning OVC Player and Freshman of the Week Kenley McCarn leads the way for the Skyhawks with 25.0 points per game along with 3.5 assists and 1.5 blocks. Meanwhile Preseason All-OVC performers Paige Pipkin (18.5 ppg, 5.0 rpg) and Shae Littleford (13.5 ppg, 5.5 asp, 5.0 rpg) also rank amongst the team's top offensive contributors.
- Missouri (4-0) is a veteran squad which has started the season with four consecutive wins. The Tigers averaged 69.5 points per game while boasting an average margin of victory of 23.0 points.
- The Tigers feature a pair of double-digit scorers as Lauren Hansen paces the team with 13.8 points while Hayley Frank is close behind with 12.5 points per game. Sara-Rose Smith is also a solid performer with 7.3 points and 9.5 rebounds per night.
- The two programs have met six times previously with Missouri holding a 6-0 advantage in the series. The two teams met most recently on Dec. 17, 2016 with the Skyhawks falling to the Tigers 80-69.

SERIES HISTORY

Missouri leads series 6-0

Last Meeting Dec. 17, 2016
Game Result L, 80-69
Streak MIZ W6
First Meeting Dec. 14, 2008
UTM vs. MIZ in Martin 0-1
UTM vs. MIZ in Columbia 0-5
McMillan vs. Missouri 0-5

2022-23 SCHEDULE/RESULTS

BREAKDOWN	OVERALL RECORD:	1-1
	OVC	0-0
	NON-CONFERENCE	1-1
	HOME	1-1
	AWAY	0-0
	NEUTRAL	0-0

NOVEMBER

Date	Day	Opponent	TV	Time (CT)
10	THU	TROY	ESPN+	L, 89-84
14	MON	ARKANSAS STATE	ESPN+	W, 73-54
17	THU	at Missouri	SECN+	7 pm
21	MON	vs. Marshall	BeTheBeast	6 pm
22	TUE	vs. Norfolk State	BeTheBeast	6 pm
23	WED	vs. Purdue Fort Wayne	BeTheBeast	3:30 pm
30	WED	MURRAY STATE	ESPN+	6 pm

DECEMBER

Date	Day	Opponent	TV	Time (CT)
4	SUN	at Vanderbilt	SECN	11 am
12	MON	at South Dakota State	MidCo	7 pm
14	WED	at South Dakota	MidCo	6:30 pm
17	SAT	at Missouri State	ESPN3	1 pm
22	THU	at Evansville	-	6 pm
29	THU	at Little Rock*	ESPN+	5 pm
31	SAT	MOREHEAD STATE*	ESPN+	1 pm

JANUARY

Date	Day	Opponent	TV	Time (CT)
5	THU	SOUTHEAST MISSOURI*	ESPN+	5:30 pm
7	SAT	TENNESSEE TECH*	ESPN+	1 pm
12	THU	at Tennessee State*	ESPN+	5:30 pm
14	SAT	at Southern Indiana*	ESPN+	5 pm
19	THU	at Southeast Missouri*	ESPN+	5 pm
21	SAT	EASTERN ILLINOIS*	ESPN+	1 pm
26	THU	LINDENWOOD*	ESPN+	5:30 pm
28	SAT	SOUTHERN INDIANA*	ESPN+	1 pm

FEBRUARY

Date	Day	Opponent	TV	Time (CT)
2	THU	at SIUE*	ESPN+	11 am
4	SAT	at Lindenwood*	ESPN+	1 pm
9	THU	at Eastern Illinois*	ESPN+	5 pm
11	SAT	LITTLE ROCK*	ESPN+	1 pm
16	THU	SIUE*	ESPN+	5:30 pm
18	SAT	at Tennessee Tech*	ESPN+	1 pm
23	THU	TENNESSEE STATE*	ESPN+	5:30 pm
25	SAT	at Morehead State*	ESPN+	Noon

MARCH

Date	Day	Opponent	TV	Time (CT)
1-4	-	OVC Basketball Championship!		

Hostlo Community Classic - Savannah, Ga.
 * OVC Championship - Evansville, Ind.
 Home games in **BOLD CAPS** in Elam Center
 * Ohio Valley Conference game

UNIVERSITY INFORMATION

Location	Martin, Tenn.
Founded	1900; Senior College, 1951
Enrollment	6,873
Nickname	Skyhawks
Colors	Navy Blue & Orange
Affiliation	NCAA Division I
Conference	Ohio Valley
Chancellor	Dr. Keith Carver
Athletics Director	Kurt McGuffin
Athletics Office	731-881-7660
Assistant AD/SWA	Danelle Fabianich
Ticket Office Phone	731-881-7207

COACHING STAFF

Head Coach	Kevin McMillan (13th year)
Alma Mater	Rhodes, 1989
Career Record	253-161
Record at UT Martin	Same
E-mail	dmcml10@utm.edu
Office Phone	731-881-7681

TEAM INFORMATION

2021-22 Overall Record	12-18
2021-22 OVC Record/Finish	9-9 (6th)
Home	5-8
Away	5-6
Neutral	2-4
Letter Winners Returning/Lost	4/8
Starters Returning/Lost	4/2
Newcomers	9

PROGRAM HISTORY

First Year of Basketball	1969
All-Time Basketball Record	687-765
Record at Home	337-211
All-Time OVC Record	285-232

SPORTS INFORMATION

WBB Contact	Alex Boggis
Email	dboggis@utm.edu
Office Phone	731-881-7964
Cell Phone	618-357-1536
Press Row Phone	731-881-7694
Mailing Address	1022 Elam Center Martin, Tenn. 38238
Website	www.UTMSports.com



SKYHAWKS IN PRINT

The name of our institution is the University of Tennessee at Martin and if abbreviated, should be referred to as UT Martin. The University of Tennessee at Martin should be used as the first reference in a news story. UT Martin should be used in subsequent references and UTM is acceptable in headlines.

Tennessee-Martin, UT-Martin, UT or Martin should NEVER be used. The description Skyhawks should be used to represent all UT Martin athletic teams. Hawks should never be used.

MEET THE SKYHAWKS



Front Row: Shae Littleford, Diamond Cannon, Paige Pipkin, Seygan Robins, Sydneey Boykin and Kenley McCarn.
Second Row: Haley Hallett, Ella Thompson, Sharnecce Currie-Jelks, Clara Garland, Anaya Brown, Lexi Rubel and Josie Storey.



NUMERICAL ROSTER

No.	Name	Pos.	Ht.	Class	Hometown (Previous School)
0	Sydneey Boykin	G	5-9	Jr.	Clarksville, Tenn. (Mercer)
2	Ella Thompson	F	5-11	So.	Bardstown, Ky. (Bethlehem HS)
3	Diamond Cannon	F	5-10	Jr.	Detroit, Mich. (Bradley)
4	Anaya Brown	F	6-1	Fr.	Lexington, Ky. (Lafayette HS)
5	Seygan Robins	G	5-8	Gr.	Harrodsburg, Ky. (Louisville)
11	Shae Littleford	G	5-7	So.	Charleston, Ill. (Charleston HS)
12	Lexi Rubel	G	6-1	Fr.	Cape Girardeau, Mo. (Notre Dame HS)
14	Clara Garland	C	6-5	Fr.	Iuka, Miss. (Tishomingo County HS)
20	Haley Hallett	F	6-1	Fr.	Savannah, Tenn. (Hardin County HS)
23	Sharnecce Currie-Jelks	F	6-2	Fr.	Jackson, Tenn. (Southside HS)
25	Paige Pipkin	G	5-10	Gr.	Henderson, Tenn. (Chester County HS)
33	Josie Storey	G	5-10	Fr.	Mountain View, Ark. (Mountain View HS)
44	Kenley McCarn	G	5-11	Fr.	Melbourne, Ark. (Melbourne HS)



COACHING AND SUPPORT STAFF

	Name	Experience	Alma Mater
Head Coach	Kevin McMillan	14th season	Rhodes College, 1989
Assistant Coach	Garner Small	1st season	Olivet College, 2014
	Maddie Waldrop	1st season	UT Martin, 2021
Director of Operations	Stacie Evans	13th season	UT Martin, 2004
Graduate Assistant	Kinleigh Harris	1st season	UT Martin, 2022



ROSTER INFORMATION

BY CLASS

Graduate (2): Pipkin, Robins
 Juniors (2): Boykin, Cannon
 Sophomores (2): Littleford, Thompson
 Freshmen (7): Brown, Currie-Jelks, Garland, Hallett, McCarn, Rubel, Storey

BY HOME STATE

Arkansas (2): McCarn, Storey
 Illinois (1): Littleford
 Kentucky (3): Brown, Robins, Thompson
 Michigan (1): Cannon
 Mississippi (1): Garland
 Missouri (1): Rubel
 Tennessee (4): Boykin, Currie-Jelks, Hallett, Pipkin

BY POSITION

Guards (7)	Forwards (6)
Boykin	Brown
Littleford	Cannon
McCarn	Currie-Jelks
Pipkin	Garland
Robins	Hallett
Rubel	Thompson
Storey	

PRONUNCIATION GUIDE

4	Uh-nay-uh Brown
5	Say-ghen Robins
11	Shay Littleford
14	Clair-uh Garr-land
23	Shar-niece Currie-Jelks



0

SYDNEEY BOYKIN

Junior • G • 5-9 • Clarksville, Tenn. (Mercer)

GP-GS	PPG	RPG	APG	SPG	BPG	MPG
0-0	0.0	0.0	0.0	0.0	0.0	0.0
FG%: .000 3FG%: .000 FT%: .000						
CAREER HIGHS	Pts: 11	Reb: 5	Asst: 3	Stl: 3	Blk: 1	Min: 26

- Did not play vs. Arkansas State (coaches decision)
- Played two seasons at Mercer; Played in 49 games
- Helped Bears win back-to-back SoCon tournaments
- Tallied 48 points, 54 rebounds, 23 assists, 12 steals
- Scored career-high 11 points vs. Western Carolina in 20-21
- Majoring in sociology



2

ELLA THOMPSON

Sophomore • F • 5-11 • Bardstown, Ky. (Bethlehem HS)

GP-GS	PPG	RPG	APG	SPG	BPG	MPG
0-0	0.0	0.0	0.0	0.0	0.0	0.0
FG%: .000 3FG%: .000 FT%: .000						
CAREER HIGHS	Pts: 14	Reb: 12	Asst: 1	Stl: 3	Blk: 2	Min: 38

- Did not play vs. Arkansas State (medical)
- Scored in double figures four times
- Notched 10 or more rebounds twice
- Scored career-high 15 points vs. Belmont
- Tallied career-high 12 rebounds vs. SIUE
- First career double-double at Morehead State (14 pts, 10 reb)
- Majoring in business management



3

DIAMOND CANNON

Junior • F • 5-10 • Detroit, Mich. (Bradley)

GP-GS	PPG	RPG	APG	SPG	BPG	MPG
1-0	0.0	0.0	0.0	0.0	0.0	6.0
FG%: .000 3FG%: .000 FT%: .000						
CAREER HIGHS	Pts: 5	Reb: 2	Asst: 1	Stl: 0	Blk: 0	Min: 4

- Did not play vs. Arkansas State (coaches decision)
- Played one season at Bradley; Saw action in five games
- Suffered season-ending injury
- Played two seasons at Columbia State CC
- 2020-21 NJCAA All-American | 20.1 ppg, 9.3 rpg, 2.2 apg
- Tabbed 2020-21 TCCAA Player of the Year
- Scored 20 points or more 11 times in 2020-21
- Majoring in sociology



Pronunciation
Uh-nay-uh

4

ANAYA BROWN

Freshman • F • 6-1 • Lexington, Ky. (Lafayette HS)

GP-GS	PPG	RPG	APG	SPG	BPG	MPG
2-0	3.0	4.5	1.0	0.5	0.0	21.0
FG%: .200 3FG%: .500 FT%: .750						
CAREER HIGHS	Pts: 3	Reb: 6	Asst: 2	Stl: 1	Blk: 0	Min: 27

- Tallied three points, six rebounds vs. Arkansas State
- Prepped at Lafayette HS
- Averaged 17.8 points, 9.4 rebounds per game as a senior
- Named Region 11 Player of the Year | Miss Kentucky finalist
- Named Lexington All-City Player of the Year
- Averaged a double-double as a junior with 17.7 ppg, 12.3 rpg
- Majoring in exercise science and wellness



Pronunciation
Say-ghen

5

SEYGAN ROBINS

Graduate • G • 5-8 • Harrodsburg, Ky. (Louisville)

GP-GS	PPG	RPG	APG	SPG	BPG	MPG
2-2	7.0	1.5	0.5	0.5	0.0	24.0
FG%: .278 3FG%: .444 FT%: .000						
CAREER HIGHS	Pts: 26	Reb: 7	Asst: 6	Stl: 5	Blk: 1	Min: 39

- Did not score vs. Arkansas State
- Preseason All-OVC
- Scored career-high 26 points vs. SIUE in OVC Tourney
- Averaged 9.8 points, 2.4 rebounds, 2.8 assists last season
- Scored in double figures 16 times | 8x last season
- Knocked down three or more 3PT FGs in 15 career games
- Tallied four or more assists in 22 games
- Graduated in 2021 | Pursuing Master's in special education



Pronunciation
Shay

11

SHAE LITTLEFORD

Sophomore • G • 5-7 • Charleston, Ill. (Charleston HS)

GP-GS	PPG	RPG	APG	SPG	BPG	MPG
2-2	13.5	5.0	5.5	2.5	0.0	32.0
FG%: .412 3FG%: .400 FT%: .917						
CAREER HIGHS	Pts: 21	Reb: 6	Asst: 6	Stl: 6	Blk: 1	Min: 40

- Tallied 19 points, 6 assists, 5 rebounds vs. Arkansas State
- Preseason All-OVC
- Named to OVC All-Newcomer team
- Averaged 11.0 points, 2.4 rebounds, 2.0 assists last season
- Scored career-high 21 points vs. Morehead State
- Scored in double figures 15 times
- 3x OVC Freshman of the Week (1/4, 2/15 & 2/28)
- Tallied four or more steals in five games
- Majoring in sports business



12

LEXI RUBLE

Freshman • G • 6-1 • Cape Girardeau, Mo. (Notre Dame HS)

GP-GS	PPG	RPG	APG	SPG	BPG	MPG
2-2	3.5	3.0	1.0	0.5	0.5	21.5
FG%: .750 3FG%: .000 FT%: .500						
CAREER HIGHS	Pts: 7	Reb: 5	Asst: 2	Stl: 1	Blk: 1	Min: 31

- Tallied career-high 7 points, 5 boards vs. Arkansas State
- Prepped at Notre Dame HS
- Averaged a double-double w/ 15.9 ppg, 10.3 rpg, 4.9 apg
- Scored 1,463 points while leaving ND as program's all-time leader in rebounds (970), assists (434) and steals (289)
- Back-to-back CBJ Female Athlete of the Year honors
- Three-time Class 5 All-State selection and district POY
- Majoring in exercise science and wellness



Pronunciation
Clair-uh Garr-land

14

CLARA GARLAND

Freshman • C • 6-5 • Iuka, Miss. (Tishomingo County HS)

GP-GS	PPG	RPG	APG	SPG	BPG	MPG
0-0	0.0	0.0	0.0	0.0	0.0	0.0
FG%: .000 3FG%: .000 FT%: .000						
CAREER HIGHS	Pts: 0	Reb: 0	Asst: 0	Stl: 0	Blk: 0	Min: 0

- Did not play vs. Arkansas State (coaches decision)
- Prepped at Tishomingo County HS
- Averaged 15.0 ppg, 11.0 rpg and four blocks as senior
- Helped team to 31-win season and 4A state runner-up
- Tallied 18 points, 23 rebounds and 10 blocks against Clinton HS
- Tabbed to Dandy Dozen of Mississippi
- Majoring in special education



20

HALEY HALLETT

Freshman • F • 6-1 • Savannah, Tenn. (Hardin County HS)

GP-GS	PPG	RPG	APG	SPG	BPG	MPG
0-0	0.0	0.0	0.0	0.0	0.0	0.0
FG%: .000 3FG%: .000 FT%: .000						
CAREER HIGHS	Pts: 0	Reb: 0	Asst: 0	Stl: 0	Blk: 0	Min: 0

- Did not play vs. Arkansas State (medical)
- Prepped at Hardin County HS
- Garnered All-West Tennessee honors
- Averaged 10.0 points, 5.2 rebounds and 20 blocks as junior



Pronunciation
Shar-niece


23

SHARNECE CURRIE-JELKS

Freshman • F • 6-2 • Jackson, Tenn. (Southside HS)

GP-GS	PPG	RPG	APG	SPG	BPG	MPG
2-2	8.0	11.5	0.0	0.0	1.0	29.0
FG%: .636 3FG%: .000 FT%: .500						
CAREER HIGHS	Pts: 14	Reb: 15	Asst: 0	Stl: 0	Blk: 1	Min: 33

- Tallied two points, eight rebounds vs. Arkansas State
- Tallied double-double vs. Troy | 14 points, 15 rebounds
- Appeared in first game since 2020-21 in season opener
- Prepped at Southside HS
- Missed senior season with injury
- Averaged 12.8 ppg, 9.0 rpg, 2.0 spg, 2.0 bpg as junior
- Majoring in nursing



25

PAIGE PIPKIN

Graduate • G • 5-10 • Henderson, Tenn. (Chester County HS)

GP-GS	PPG	RPG	APG	SPG	BPG	MPG
2-0	18.5	5.0	2.5	1.5	0.0	26.0
FG%: .600 3FG%: .400 FT%: .500						
CAREER HIGHS	Pts: 33	Reb: 9	Asst: 7	Stl: 5	Blk: 2	Min: 40

- Tallied 23 points, five rebounds vs. Arkansas State
- Preseason All-OVC
- Named to All-OVC second team | 12.3 ppg, 4.1 rpg
- Scored career-high 33 points at Austin Peay
- Tallied career-high nine rebounds vs. No. 24 Virginia Tech
- Scored in double figures 26 times | 20+ 5x | 30+ once
- 4x OVC Commissioner's Honor Roll | 2021-22 OVC Medal of Honor
- Graduate in 2021 | Expected to graduate w/ MBA in Dec. 22



33

JOSIE STOREY

Freshman • G • 5-10 • Mountain View, Ark. (Mountain View HS)

GP-GS	PPG	RPG	APG	SPG	BPG	MPG
2-0	0.0	1.0	0.5	0.5	0.0	5.5
FG%: .000 3FG%: .000 FT%: .000						
CAREER HIGHS	Pts: 0	Reb: 1	Asst: 0	Stl: 1	Blk: 0	Min: 4

- Played a career-high 7 minutes vs. Arkansas State
- Prepped at Mountain View HS
- Averaged 25.0 ppg as senior
- Tallied 37 points, eight rebounds vs. Valley Springs
- Helped team to back-to-back state titles in 2019 and 2020
- Majoring in exercise science and wellness



44

KENLEY McCARN

Freshman • G/F • 5-11 • Melbourne, Ark. (Melbourne HS)

GP-GS	PPG	RPG	APG	SPG	BPG	MPG
2-2	25.0	3.5	1.0	0.5	1.5	38.0
FG%: .528 3FG%: .33 FT%: 1.000						
CAREER HIGHS	Pts: 31	Reb: 4	Asst: 1	Stl: 1	Blk: 2	Min: 38

- Named OVC Player of the Week/Freshman of the Week
- Tallied 19 points, 4 rebounds vs. Arkansas State
- Scored 31 points vs. Troy | Program record for Skyhawk debut
- Led team to four straight state titles | 130-7 overall record
- Named MaxPreps Small Town All-American second team
- Averaged 15.7 points per game as a senior
- Named 2A state tournament MPV in three straight seasons
- Majoring in accounting

UT MARTIN ANALYTICAL SUMMARY

The plus/minus stat reflects how the team did while that player is on the court. If a player is a +5, it means his team outscored the opponent by five points while he was on the court. If he has a -3, then the opposing team outscored his team by three points while he was on the court.

Player	22-23	Avg/Gm	Best +/- Performance
#0 - Sydneey Boykin (0)	-	-	-
#2 - Ella Thompson (0)	-	-	-
#3 - Diamond Cannon (1)	-12	-12.0	-12 vs. Troy (11/10)
#4 - Anaya Brown (2)	-10	-5.0	-1 vs. Arkansas State (11/14)
#5 - Seygan Robins (2)	+1	0.5	+3 vs. Arkansas State (11/14)
#11 - Shae Littleford (2)	+15	7.5	+19 vs. Arkansas State (11/14)
#12 - Lexi Rubel (2)	+15	7.5	+20 vs. Arkansas State (11/14)
#14 - Clara Garland (0)	-	-	-
#20 - Haley Hallett (0)	-	-	-
#23 - Sharnece Currie-Jelks (2)	+24	+12.0	24 vs. Arkansas State (11/14)
#25 - Paige Pipkin (2)	+28	+14.0	+21 vs. Arkansas State (11/14)
#33 - Josie Storey (2)	+2	+1.0	+8 vs. Troy (11/10)
#44 - Kenley McCarn (2)	+7	+3.5	+15 vs. Arkansas State (11/14)

QUICK HITS



SKYHAWK TRIO GARNERS PRESEASON HONORS

• The Skyhawk trio of **Paige Pipkin**, **Shae Littleford** and **Seygan Robins** were recognized as Preseason All-Ohio Valley Conference honorees. Meanwhile, the Skyhawks were picked to finish second in the league standings in a preseason poll of the league's head coaches and sports information directors. **Pipkin** was an All-OVC second team selection after averaging 12.3 points and 4.1 rebounds per game. **Littleford** was added to the OVC All-Newcomer team after averaging 11.0 points and 2.0 assists per game. Meanwhile, **Robins** averaged 9.8 points and 2.8 assists.

McCARN EARNS PAIR OF OVC WEEKLY HONORS

• Newcomer **Kenley McCarn** picked up a pair of OVC honors after an impressive debut performance by being named both OVC Player of the Week and Freshman of the Week. McCarn averaged 31.0 points, 3.0 rebounds, 2.0 blocks and 1.0 assists for the week while shooting 63.1 percent from the floor and 100 percent from the free throw stripe.

PIPKIN COMES UP BIG OFF THE BENCH

• All-OVC graduate guard **Paige Pipkin** provided a spark off the bench while finding herself in the finishing lineup with back-to-back strong performances for the Skyhawks. After averaging 12.3 points per game last season on her way to All-OVC second team and 2022-23 Preseason All-OVC honors. In the first two games this season, she is averaging 18.5 points per game along with 5.0 rebounds and 2.5 assists. Her best game came against Arkansas State when she scored 23 points - marking the fifth 20-point outing of her career.

DOWN BUT NOT OUT

• UT Martin faced a second half deficit as large as 10 points against Arkansas State before rallying to pick up a 73-54 victory for the team's first win of the season. The Skyhawks held the Red Wolves to just 21 points in the second half and finished the game on a 23-2 run to pull away for the 19-point victory.

DEBUT FOR THE RECORD BOOKS

• Skyhawk freshman **Kenley McCarn** wasted no time in making her presence known this season by scoring 31 points in the season-opener against Troy. McCarn scored 31 points while making 12-of-19 field goal attempts and 6-of-6 free throw attempts to rank as the most points by a Skyhawk in their debut.

FRESHMAN DOUBLE-DOUBLE

• Freshman forward **Sharnecce Currie-Jelks** had a big night in her collegiate debut by recording a double-double against Troy. Currie-Jelks tallied 14 points and 15 rebounds in her first official game since her junior season of high school. The contest also marked the first time a Skyhawk had tallied 15 or more rebounds since current assistant coach Maddie Waldrop tallied 16 boards against Tennessee State in 2019.

THAT 70'S SHOW

• 70 has proven to be the magic number for the Skyhawks in recent history. Under the direction of head coach Kevin McMillan, UT Martin is 186-38 when eclipsing the 70-point plateau. When the Skyhawks have scored 80 points or more, they are 115-9 during the same span.

COLLEGE INSIDER MID-MAJOR TOP 25

Team	Rec.	Pts.
1. FGCU (26)	2-0	767
2. South Dakota State (4)	1-1	710
3. Gonzaga (1)	2-0	684
4. Toledo	2-0	652
5. Princeton	1-1	648
6. Belmont	1-1	635
7. Drexel	1-0	524
8. Youngstown State	1-0	450
9. Troy	2-1	448
10. Drake	1-1	443
11. Columbia	2-1	440
12. Quinnipiac	1-1	431
13. Portland	2-1	299
14. Illinois State	1-0	269
15. Albany	2-0	261
16. Liberty	1-1	223
17. Kent State	1-1	221
18. South Dakota	2-1	219
19. Stephen F. Austin	2-1	214
20. Green Bay	1-1	201
21. UT Arlington	2-0	174
22. Jackson State	0-2	170
23. Tennessee Tech	1-1	138
24. Mercer	1-0	123
25. Ball State	0-1	99

FOUR SKYHAWKS REACH DOUBLE FIGURES

• UT Martin showed its balance in the team's season opener against Troy on Thursday night. The Skyhawks had four different players score in double figures as they were led by **Kenley McCarn** with 31 points while the trio of **Paige Pipkin**, **Seygan Robins** and **Sharnecce Currie-Jelks** tossed in 14 points each. The performance was in stark contrast to last season in which it took the Skyhawks 14 games until they placed four players in double-digits offensively.

FRESHMEN STARTERS

• UT Martin saw its freshman class carry a heavy load in the team's season-opener against Troy. The Skyhawks started three freshman in the contest while bringing two others off the bench. The contest marked the first time since 2010-11 that the Skyhawks started three or more true freshmen in a season opener.

UT MARTIN WINS EXHIBITION MATCHUP VS FREED-HARDEMAN

• UT Martin scored early and often behind a strong debut performance by the freshman trio of **Kenley McCarn**, **Sharnecce Currie-Jelks** and **Josie Storey** to power past NAIA foe Freed-Hardeman 73-37 in an exhibition contest. McCarn ranked as the game's leading scorer with 19 points and five rebounds - including 13 points in the opening quarter alone. Meanwhile, Currie-Jelks tallied 11 points and eight rebounds while Storey scored 11 points - including a trio of trifectas. Fellow freshman Lexi Rubel also contributed with a game-high nine rebounds.

SKYHAWKS MATCH UP AGAINST THE BEST

• UT Martin has never shyed away from playing some of the best teams in the country under head coach **Kevin McMillan**. Since taking over in 2009-10, McMillan and the Skyhawks have played 28 nationally ranked opponents. This season the Skyhawks are set to play nationally ranked and defending WNIT champion South Dakota State along with seven other programs which earned postseason berths in 2021-22.

SKYHAWKS RETURN OFFENSIVE PRODUCTION

• The Skyhawks return 70.8 percent of their offensive production in the team's four returners from last year's squad. **Paige Pipkin** led the team with 12.3 points per game while **Shae Littleford** also averaged double figures with 11.0 points per game. The team also welcomes back the squad's third and sixth leading scorers in **Seygan Robins** (9.8 ppg) and **Ella Thompson** (6.3 ppg) combining for 39.6 of the team's 70.8 points per contest.



McMILLAN CAREER VICTORIES

SKYHAWKS PICKED TO FINISH SECOND IN OVC

• In a poll of the OVC's head coaches and sports information directors, UT Martin has been picked to finish second in the league's preseason poll. The Skyhawks garnered 134 points overall and four first place votes.

2022-23 OVC Predicted Order of Finish

1.	Tennessee Tech (11 first place votes) - 147
2.	UT Martin (4 first place votes) - 134
3.	Little Rock (4 first place votes) - 129
4.	Eastern Illinois - 115
5.	Tennessee State (1 first place vote) - 95
6.	SIUE - 83
7.	Southern Indiana - 66
8.	Southeast Missouri - 61
9.	Lindenwood - 33
	Morehead State - 33

McMILLAN'S CHAMPIONSHIP PEDIGREE

• UT Martin has won 10 OVC championship under Kevin McMillan including six regular season titles (2011-12, 2013-14, 2014-15, 2015-16, 2019-20, 2020-21) and four OVC tournament crowns (2011, 2012, 2013, 2014). His 10 titles lead all active OVC coaches - men or women - by three with Belmont's women's basketball coach Bart Brooks ranking second with seven.

Coach, School	Season	Tourn.	Total
Kevin McMillan, UT Martin (W)	6	4	10
Bart Brooks, Belmont (W)	4	3	7
Matt McMahon, Murray State (M)	4	2	6
Casey Alexander, Belmont (M)	2	1	3
Rekha Patterson, SEMO (W)	0	1	1

UT MARTIN FROM DEEP

• The Skyhawks have made a three-pointer in 426 consecutive games, a streak which dates back to Feb. 3, 2009 against Austin Peay and ranks seventh nationally.

Program	Total
1. Iowa State (Feb. 1995-Pres.)	847
2. Chattanooga (Dec. 16, 1999-Pres.)	696
3. Milwaukee (2002-Pres.)	594
4. UC Davis (Feb. 15, 2003-Pres.)	553
5. Bowling Green (Feb. 12, 2005-Pres.)	540
6. Austin Peay (2006-Pres.)	475
7. UT Martin (Feb. 3, 2009-Pres.)	426

HOME COURT ADVANTAGE

• UT Martin has tallied 271 home victories since 1995, making the Elam Center a daunting place for visiting teams. During McMillan's tenure the Skyhawks have posted a 131-34 record at home since taking over as head coach, posting an .792 winning percentage. The Skyhawks have also posted a 95-16 home record (85.6 percent) against OVC foes during the same span.

UT Martin Record at Home Under McMillan

2018-19.....	14-1	2010-11.....	10-0
2019-20.....	13-1	2012-13.....	10-5
2011-12.....	12-1	2014-15.....	10-2
2013-14.....	11-1	2020-21.....	9-1
2015-16.....	11-1	2009-10.....	7-4
2017-18.....	11-3	2016-17.....	7-6
2021-22.....	5-8	2022-23.....	1-1



SKYHAWK RECORD WHEN...

Playing at home.....	1-1
Playing on the road.....	0-0
Playing on a neutral floor.....	0-0
Playing Top-25 Opponent.....	0-0
Playing day games.....	0-0
Playing night games.....	1-1
Playing in white uniforms.....	1-1
Playing in navy uniforms.....	0-0
Playing in orange uniforms.....	0-0
Leading at halftime.....	0-1
Trailing at halftime.....	1-0
Tied at halftime.....	0-0
Game decided by 1-4 points.....	0-0
Game decided by 5-9 points.....	0-1
Game decided by 10-14 points.....	0-0
Game decided by 15 points or more.....	1-0
Scoring less than 60 points.....	0-0
Scoring 60-69 points.....	0-0
Scoring 70-79 points.....	1-0
Scoring 80-89 points.....	0-1
Scoring 90-99 points.....	0-0
Scoring 100 or more points.....	0-0
Allowing less than 50 points.....	0-0
Allowing 50-59 points.....	1-0
Allowing 60-69 points.....	0-0
Allowing 70-79 points.....	0-0
Allowing 80 or more points.....	0-1
Finishing with better FG%.....	1-1
Finishing with worse FG%.....	0-0
Shooting 50% or better on FGs.....	0-1
Shooting under 50% on FGs.....	1-0
Finishing with better 3PT FG%.....	0-1
Finishing with worse 3PT FG%.....	1-0
Shooting 40% or better on 3PT FGs.....	0-1
Shooting under 40% on 3PT FGs.....	1-0
Leading in rebounds.....	1-0
Trailing in rebounds.....	0-1
Tied in rebounds.....	0-0
Leading in assists.....	0-0
Trailing in assists.....	1-1
Tied in assists.....	0-0
Leading in steals.....	1-0
Trailing in steals.....	0-1
Tied in steals.....	0-0
Leading in blocks.....	0-1
Trailing in blocks.....	1-0
Tied in blocks.....	0-0
Committing fewer turnovers than opponent.....	1-0
Committing more turnovers than opponent.....	0-1
Committing same number of turnovers.....	0-0
Winning on points in the paint.....	1-1
Losing on points in the paint.....	0-0
Scoring the same number of points in paint.....	0-0
Scoring more bench points.....	1-0
Scoring fewer bench points.....	0-1
Scoring the same number of bench points.....	0-0
Scoring more fastbreak points.....	1-0
Scoring fewer fastbreak points.....	0-1
Scoring the same number of fastbreak points.....	0-0
A Skyhawk scores 20+ points.....	1-1
A Skyhawk scores 30+ points.....	0-1
A Skyhawk records a double-double.....	0-1
Playing in November.....	1-1
Playing in December.....	0-0
Playing in January.....	0-0
Playing in February.....	0-0
Playing in March.....	0-0

QUICK HITS

MCMILLAN CLIMBING OVC LEADERBOARD

• With a career record of 253-160, UT Martin head coach **Kevin McMillan** currently ranks third in total wins in Ohio Valley Conference history. McMillan also ranks first amongst active coaches.

Coch (Program)	W	L	%
1. Larry Inman (MTSU/EKU/TSU)	545	352	.606
2. Bill Worrell (TTU)	408	190	.682
3. Kevin McMillan (UTM)	253	161	.611
4. Lewis Bivens (MTSU)	182	103	.639
5. Marynell Meadors (TTU)	181	100	.730

250 WINS AND CLIMBING

• UT Martin head coach **Kevin McMillan** picked up his 250th career victory with a 60-57 win over Austin Peay on Feb. 14. With the win, McMillan became the sixth head coach in OVC history to eclipse 250 career victories - men's and women's.

Coch (Program)	W	L	%
1. Larry Inman (MTSU/EKU/TSU)	545	352	.606
2. Dave Loos (APSU)	420	410	.506
3. Bill Worrell (TTU)	408	190	.682
4. Cal Luther (MUR/UTM)	319	283	.530
5. E.A. Diddle (WKU)	296	143	.674
6. Kevin McMillan (UTM)	253	160	.611

HOLDING OPPONENTS UNDER 40

• In UT Martin's Division I history, it has held its opponents to fewer than 40 points just nine times - including eight times during the Kevin McMillan Era. The Skyhawks did that once again on Feb. 16 when holding Morehead State to 36 points, marking the second straight season that the squad had held the Eagles below 40 points in the Elam Center.

Date	Opponent	Points
1/5/98	Middle Tennessee	32
3/4/15	vs. Eastern Illinois	35
1/20/16	at Eastern Illinois	39
1/25/20	at SIUE	39
3/4/20	vs. Murray State	33
1/7/21	at Tennessee State	39
1/21/21	at Eastern Kentucky	39
2/18/21	Morehead State	39
2/16/22	Morehead State	36

LITTLEFORD AND PIPKIN GARNER OVC MEDALS OF HONOR

• The Skyhawk duo of **Shae Littleford** and **Paige Pipkin** earned OVC Academic Medal of Honor awards after stellar academic seasons in 2021-22. The OVC Academic Medal of Honor is given annually to the student-athletes who achieve the highest grade point average in a Conference-sponsored sport. Each of the 287 OVC Medal of Honor recipients for the 2021-22 academic year carried a perfect 4.0 GPA.

EIGHT SKYHAWKS NAMED TO OVC COMMISSIONER'S HONOR ROLL

• The Skyhawk women's basketball team featured eight players which were named to the OVC Commissioner's Honor Roll for the 2021-22 academic year with at least a 3.25 Grade Point Average. Included on that list are returners **Shae Littleford**, **Paige Pipkin**, **Seygan Robins** and **Ella Thompson**.

SKYHAWK BIRTHDAYS

Seygan Robins	February 17, 1999
Josie Storey	March 4, 2004
Ella Thompson	March 14, 2003
Anaya Brown	March 27, 2004
Sydnee Boykin	April 3, 2002
Sharnecce Currie-Jelks	May 27, 2004
Clara Garland	September 23, 2003
Paige Pipkin	October 4, 1998
Kenley McCarn	October 8, 2003
Diamond Cannon	October 14, 2000
Lexi Rubel	October 22, 2003
Shae Littleford	October 25, 2002

2023 OVC BASKETBALL CHAMPIONSHIP RETURNS TO EVANSVILLE

• For the sixth straight year, the Ohio Valley Conference Board of Presidents has awarded the 2023 OVC Women's Basketball Championship to the Ford Center in Evansville, Ind. The OVC Basketball Championship is scheduled for March 1-4 and will feature eight women's teams with a merit-based double-bye system.

KATHLEEN AND TOM ELAM CENTER

• Built in 1963, the Kathleen and Tom Elam Center was named in honor of longtime UT Board of Trustees member Col. Tom Elam and his wife, Kathleen. The Elam Center houses both the women's and men's basketball teams with all home games being played in Skyhawk Arena. In addition of Skyhawk Arena, which holds a seating capacity of approximately 4,300 seats, the Elam Center also houses both teams locker rooms, training facility and weight room.

PAT SUMMITT COURT

• The floor in the Kathleen and Tom Elam Center is named for former Tennessee Lady Vols head coach Pat Head Summitt who played her collegiate basketball at UT Martin (1970-74) before becoming the winningest basketball coach in the NCAA with 1,098 victories and eight national championships.

OVC AND ESPN+ STREAMING PARTNERSHIP

• For the fourth straight season, ESPN+ is the exclusive home for live web streamed athletic contests involving OVC schools. It offers fans thousands of additional live events, on-demand content and original programming not available on ESPN's linear TV or digital networks. ESPN+ is an integrated part of the completely redesigned ESPN App and ESPN.com.

FOLLOW THE SKYHAWKS

• The official Twitter of UT Martin Skyhawk Athletics is @UTMSports. Skyhawk women's basketball's account is @UTMartinWBB.

SKYHAWK NEWS ONLINE

• UTMSports.com is the official website for UT Martin Athletics. It is the best source for up-to-date information on the Skyhawk women's basketball team. Rosters, box scores, cumulative statistics, pre-game notes and other materials are available on the site.

SKYHAWK RADIO NETWORK

• The flagship station for Skyhawk women's basketball is Thunderbolt Broadcasting with its games broadcast on WCMT 1410 AM, 100.5 FM, 92.7 FM, 96.1 FM, 99.7 FM and 103.3 FM. Chris Brinkley is in his 22nd year as coordinator of the Skyhawk Radio Network.

OHIO VALLEY CONFERENCE



OVC WEEKLY AWARDS

OVC PLAYER OF THE WEEK

Date	Player	Team
Nov. 15	Kenley McCarn	UT Martin
	Gia Adams	Tennessee State
Nov. 22	-	-
Nov. 29	-	-
Dec. 6	-	-
Dec. 13	-	-
Dec. 20	-	-
Dec. 27	-	-
Jan. 3	-	-
Jan. 10	-	-
Jan. 17	-	-
Jan. 24	-	-
Jan. 31	-	-
Feb. 7	-	-
Feb. 14	-	-
Feb. 21	-	-
Feb. 28	-	-

OVC NEWCOMER OF THE WEEK

Date	Player	Team
Nov. 15	Jaiyah Smith	Little Rock
Nov. 22	-	-
Nov. 29	-	-
Dec. 6	-	-
Dec. 13	-	-
Dec. 20	-	-
Dec. 27	-	-
Jan. 3	-	-
Jan. 10	-	-
Jan. 17	-	-
Jan. 24	-	-
Jan. 31	-	-
Feb. 7	-	-
Feb. 14	-	-
Feb. 21	-	-
Feb. 28	-	-

OVC FRESHMAN OF THE WEEK

Date	Player	Team
Nov. 15	Kenley McCarn	UT Martin
Nov. 22	-	-
Nov. 29	-	-
Dec. 6	-	-
Dec. 13	-	-
Dec. 20	-	-
Dec. 27	-	-
Jan. 3	-	-
Jan. 10	-	-
Jan. 17	-	-
Jan. 24	-	-
Jan. 31	-	-
Feb. 7	-	-
Feb. 14	-	-
Feb. 21	-	-
Feb. 28	-	-



OVC STANDINGS

SCHOOL	OVC	PCT.	STREAK	OVERALL	PCT.	HOME	AWAY	NEUTRAL	STREAK
Eastern Illinois	0-0	.000		2-0	1.000	1-0	1-0	0-0	W2
Southern Indiana	0-0	.000		2-0	1.000	2-0	0-0	0-0	W2
Tennessee State	0-0	.000		2-1	.667	2-0	0-1	0-0	W1
Tennessee Tech	0-0	.000		2-1	.667	2-0	0-1	0-0	W1
Little Rock	0-0	.000		1-1	.500	1-1	0-0	0-0	L1
UT Martin	0-0	.000		1-1	.500	1-1	0-0	0-0	W1
Southeast Missouri	0-0	.000		1-2	.333	1-0	0-2	0-0	L2
Lindenwood	0-0	.000		0-1	.000	0-0	0-1	0-0	L1
SIUE	0-0	.000		0-2	.000	0-1	0-1	0-0	L2
Morehead State	0-0	.000		0-3	.000	0-0	0-3	0-0	L3



OVC SCHEDULE AT A GLANCE

Thursday, November 17

Trevecca at Tennessee Tech	5:30 pm	ESPN+
SIUE at Purdue	6 pm	Big Ten Network+
UT Martin at Missouri	7 pm	SEC Network+

Friday, November 18

LeMoyne-Owen at Southeast Missouri	6:30 pm	ESPN+
------------------------------------	---------	-------

Saturday, November 19

Memphis at SIUE	1 pm	ESPN+
Bowling Green at Southern Indiana	1 pm	ESPN+



PRESEASON HONORS

Predicted Order of Finish

1.	Tennessee Tech (11 first-place votes)	147
2.	UT Martin (Four first-place votes)	134
3.	Little Rock (Four first-place votes)	129
4.	Eastern Illinois	115
5.	Tennessee State (One first-place vote)	95
6.	SIUE	83
7.	Southern Indiana	66
8.	Southeast Missouri	61
9.	Lindenwood	33
	Morehead State	33

Preseason All-OVC Team

Lariah Washington, Eastern Illinois	G	Sr.
Paige Pipkin, UT Martin	G	Gr.
Gia Adams, Tennessee State	G	So.
Shae Littleford, UT Martin	G	So.
Mikayla Kinnard, SIUE	G	Sr.
Jada Guinn, Tennessee Tech	G	Sr.
Jordan Brock, Tennessee Tech	G	Gr.
Anna Walker, Tennessee Tech	F	Jr.
Seygan Robins, UT Martin	G	Gr.
Hannah Haithcock, Southern Indiana	F	Sr.
Kennedi Watkins, Southeast Missouri	F	So.
Morgan Litwiller, Eastern Illinois	F	Sr.



GET TO KNOW McMILLAN

EDUCATION

- Undergraduate: Rhodes College, 1989
- Masters: Middle Tennessee, 2007

PLAYING CAREER HIGHLIGHTS

- Began career at Wake Forrest in 1985
- Played three years at Rhodes College, 86-89
- 1988 SCAC Player of the Year
- Three-time SCAC All-Conference Selection
- Ranked No. 9 all-time Rhodes (1,372 pts)

CAREER HISTORY

UT MARTIN (2009-PRESENT)

- Head Coach
- 253-161 in 13 seasons
- Went to four consecutive NCAA Tournaments
- Posted seven 20-win seasons
- Four-time OVC Coach of the Year
- Won six OVC season championships
- Won four OVC Tournament championships
- Led team to nine postseason berths

GIBSON COUNTY HS (2007-09)

- Head Coach
- 62-6 record in two seasons
- Won state championship in 2008-09

MIDDLE TENNESSEE (2005-07)

- Assistant Coach
- Went to back-to-back NCAA Tournaments

WESTVIEW HS (1997-2005)

- Head Coach
- 196-73 record in eight seasons

MILLINGTON CENTRAL HS (1990-97)

- Head Coach
- 177-47 in seven seasons

CHAMPIONSHIPS

OVC CHAMPIONSHIP

- 2012, 2014, 2015, 2016, 2020, 2021

OVC TOURNAMENT CHAMPIONSHIP

- 2011, 2012, 2013, 2014

COACHING HONORS

- 2009-10 OVC Coach of the Year
- 2010-11 TSWA Women's Coach of the Year
- 2014-15 OVC Coach of the Year
- 2015-16 OVC Coach of the Year
- 2020-21 OVC Coach of the Year



BY THE NUMBERS

- **Overall:** 253-161 (.611)
- **OVC Play:** 169-54 (.758) | **Non-OVC:** 84-107
- **Home:** 131-35 | **Away:** 95-102 | **Neutral:** 27-23
- **Conference Championships:** Six (12, 14, 15, 16, 20, 21)
- **Postseason:** 24-17 | **NCAA:** 0-4 | **WNIT:** 3-4



McMILLAN AT A GLANCE

In his 14 seasons as a NCAA Division I head coach, Kevin McMillan has racked up **253** total wins to serve as the OVC's active leader,

253

10


McMillan has led the Skyhawks to **10** OVC championships in his 13 seasons - including six regular season and four tournament crowns.

9

McMillan has led the Skyhawks to the postseason **nine** times in 13 seasons - including four consecutive NCAA Tournaments from 2010-14.



HEAD COACH KEVIN McMILLAN



YEAR-BY-YEAR HEAD COACHING RECORD

YEAR	OVERALL		OVC		FINISH	POSTSEASON
2009-10	11-19	.366	8-10	.444	4th	-
2010-11	21-11	.656	14-4	.777	2nd	NCAA Tournament First Round
2011-12	23-9	.719	15-1	.938	1st	NCAA Tournament First Round
2012-13	19-15	.559	11-5	.688	4th	NCAA Tournament First Round
2013-14	24-8	.750	15-1	.938	1st	NCAA Tournament First Round
2014-15	22-11	.667	16-0	1.000	1st	WNIT First Round
2015-16	22-10	.688	14-2	.875	1st	WNIT Second Round
2016-17	12-19	.387	8-8	.500	4th	-
2017-18	19-15	.559	13-5	.722	2nd	WNIT First Round
2018-19	23-9	.718	13-5	.722	2nd	-
2019-20	22-10	.688	16-2	.888	1st	WNIT Qualifier ^(Canceled)
2020-21	22-6	.785	17-2	.898	1st	WNIT Memphis Regional
2021-22	12-18	.413	9-9	.500	6th	-
2022-23	1-1	.500	0-0	.00	-	-
OVERALL	253-161	.611	169-54	.758	Nine Postseason Appearances	

The eighth head coach in UT Martin women's basketball history, Kevin McMillan is in his 14th year at the helm of the Skyhawk program as the school's all-time wins leader with 252 career victories.

Overall, the Skyhawks have won 10 Ohio Valley Conference titles during his 13 seasons at UT Martin – including six regular season titles and four tournament crowns. The Skyhawks reached the postseason in six consecutive seasons and nine seasons overall while reaching the NCAA Tournament in 2011, 2012, 2013 and 2014 while earning a bid to the Women's NIT in 2015, 2016, 2018, 2020 (canceled) and 2021. Additionally, the program has recorded eight 20-win seasons in the past 11 years with the Skyhawks posting a 252-160 record under McMillan, including a 169-54 mark in conference play. His 252 victories rank as the third-highest win total in OVC history, as he accounts for four OVC Coach of the Year awards.

Off the court, McMillan's teams have exceeded the average NCAA Academic Progress Rate in each of his 13 seasons. He has produced two OVC Scholar-Athletes (the highest individual honor in the league) and has graduated 100 percent of his student-athletes who have completed their eligibility in his Skyhawk tenure.

In 2021-22, the Skyhawks battled injuries and illness most of the season before finishing the campaign with a 12-18 overall record while going 9-9 in OVC play. The season snapped a streak of 12 consecutive years in which the Skyhawks finished in the top four of the OVC standings after entering the OVC Basketball Championship as the sixth seed. UT Martin boasted a pair of postseason awards as Paige Pipkin (All-OVC second team) and Shae Littleford (All-Newcomer) represented the squad.

Despite the 2020-21 season facing numerous challenges related to COVID-19 the Skyhawks posted yet another banner year. UT Martin notched its 11th 20-win season in program history after going 22-6 overall while posting a 17-2 mark in league play for the team's seventh regular season championship. In addition to the team's championship run, the squad earned a berth to the WNIT where they posted a pair of wins over Louisiana and Illinois State to become the first team in OVC history to record multiple victories in the same postseason.

Highlighting the season individually was the play of All-OVC forwards Chelsey Perry and Dasia Young who both earned first team honors. Perry was named the OVC Player of the Year for the second straight season after leading the league in multiple statistical categories including scoring (22.9 ppg), field goal percentage (50.2 percent) and field goals made (164). Following the season, Perry made waves by becoming the highest selection in OVC history by being selected 26th overall in the WNBA Draft by the Indiana Fever.

The Skyhawks posted their sixth league title in program history in 2019-20 after posting a 22-10 overall record while going 16-2 in league action. UT Martin would receive a berth into the Women's NIT after falling in the OVC Basketball Championship finals but the postseason event would be canceled because of COVID-19. In a season in which injuries plagued the roster, the Skyhawks continually rose to the occasions with its 10th 20-win season in program history while featuring a pair of All-OVC first-team performers in Perry and Maddie Waldrop.

Perry dominated postseason honors by being named WBCA Coaches' All-American honorable mention, a finalist for the Becky Hammon Mid-Major Player of the Year and OVC Player of the Year selection after ranking first nationally in field goal made (286), second in total points (740) and third in both points per game (23.1) and field goal attempts (386). Meanwhile, Waldrop earned her first All-OVC honor after ranking amongst OVC leaders in defensive rebounds (5.9, fourth), field goal percentage (48.6, fifth), rebounding (7.8 rpg, seventh) and scoring (12.7 ppg, eighth).

Despite having one of the youngest teams in the country on a program which featured just one senior on the roster, the Skyhawks still managed to meet program expectations throughout the 2018-19 season. The Skyhawks would post a 23-9 overall mark while finishing tied for second in the league standings with a record of 13-5. The team's 23 wins tied for the most wins in program history while appearing in the OVC Basketball Championship title contest for the seventh time in the last nine seasons. Highlighting the season was the emergence of senior Emanyne Robertson who put the finishing touches on her career with an All-OVC first team and OVC Defense Player of the Year selection. Meanwhile, sophomore Chelsey Perry earned All-OVC second team honors while freshman

Brittini Moore was selected to the OVC All-Newcomer squad.

McMillan saw the Skyhawks return to the postseason for the seventh time in his tenure in 2017-18 with another appearance in the Women's NIT. The Skyhawks would ultimately post a 19-15 overall mark while notching a 13-5 mark in league play to earn the No. 2 seed in the OVC Basketball Championship – where the squad advanced to the tournament finals before falling to No. 22 ranked Belmont in overtime. With the league's automatic bid to the Women's NIT, the Skyhawks would travel to Indiana where they fell to the eventual tournament champions.

Faced with one of the youngest rosters in the nation – boasting just four returners and an abundance of key injuries – the Skyhawks' 2016-17 campaign was a year of highs and lows. UT Martin would post a 12-19 overall record while finishing 8-8 in league play – earning the No. 4 seed in the OVC Basketball Championship before ultimately falling in the tournament semifinals. While the season failed to meet expectations, the squad found growth as three Skyhawks earned All-OVC honors. Spray highlighted the season by becoming just the program's third OVC Freshman of the Year while joining Feldhaus and Mason on the All-OVC second team.

The Skyhawks found success once again during the 2015-16 season, notching the program's eighth 20-win season after finishing with a 22-10 overall record and a 14-2 league mark despite playing with just seven healthy scholarship players for much of the year. The Skyhawks notched their third consecutive regular season title, ranking as the third program in conference history and first since 1993. After winning the season championship, the Skyhawks clinched their sixth straight postseason berth, earning a berth in the Women's NIT where they advanced to the second round before falling to Western Kentucky after defeating Memphis – notching the program's first postseason victory since 1999. With the squad's success, McMillan notched his second straight OVC Coach of the Year award – marking just the second time in league history that a coach has won the award in back-to-back seasons.

The 2014-15 season kept with the theme of several program firsts within McMillan's tenure while the squad's 22-11 overall record marked the program's seventh 20-win season. UT Martin notched yet another piece of OVC history after becoming just the sixth team in league history to finish the conference season with an unblemished record and just the second to finish 16-0. With the perfect conference record, the Skyhawks clinched their third OVC season title in the last four years while posting a league record of 46-2 during the stretch. The season also served as the fifth consecutive postseason appearance for the Skyhawks after earning an invitation to the Women's National Invitational Tournament against Ole Miss.

McMillan's 2013-14 squad recorded its sixth OVC championship during a four-year period with both a regular season and tournament championship. The McMillan led Skyhawks set new program records in victories with 24, while setting a new single season scoring record with 2,681 points en route to receiving the program's first votes in the USA TODAY Sports Top 25 Coaches' Poll and a near upset in the NCAA Tournament against No. 7 North Carolina.

The Skyhawks were led by the play of two premier senior guards in Heather Butler and Jasmine Newsome. Butler finished her career as UT Martin and the OVC's all-time leading scorer with 2,865 career points after being named the league's Player of the Year. Butler finished tied for 16th on the NCAA's all-time scoring list while scoring in double figures every game of her career, spanning 129 games and ranking fifth all-time. She also left the Skyhawks as the best three-point shooter in NCAA history after tying the career three-pointers record with 392.

Joining Butler with postseason accolades was the highly decorated Newsome. Newsome notched her third OVC Defensive Player of the Year honor while finishing her Skyhawk career as the school and league's second all-time leading scorer – second to Butler – with 2,566 career points. The two-time OVC Player of the Year was also named All-Mid Major Player of the Year and Mid Major All-American by College Sports Madness.

In his fourth year, the Skyhawks notched their third consecutive OVC Tournament championship during the 2012-13 season, downing No. 2 seed Tennessee Tech 87-80 in overtime on March 9, 2013. With the victory, UT Martin would advance to their third straight trip to the NCAA Tournament, to take on the Notre Dame Fighting Irish. The Skyhawks suffered a 97-64 setback to the eventual National Championship runner-up despite Butler scoring a tournament-best 37 points in the contest.

In 2011-12, McMillan's Skyhawks captured their second OVC Tournament championship in program history, downing No. 3 seed Tennessee Tech 82-65 on March 5. With the victory, UT Martin advanced to make its second consecutive NCAA Tournament appearance, traveling to the Horizon Center in Rosemont, Ill., to take on the Tennessee Lady Vols. The Skyhawks suffered a 72-49 setback to the hands of alumnus Pat Head Summitt.

Consisting of a roster of mostly West Tennessee players, the Skyhawks went 23-9 with a 15-1 OVC mark despite having a relatively young roster which featured just one senior. The 23-win season was the second consecutive 20-win slate for the Skyhawks while also leading the nation in scoring with 80.1 points per game. The Skyhawks were also the nation's top team in assist-to-turnover ratio (1.43) and sixth in assists (17.7 apg).

The 2010-11 season laid the foundation for the future, as three different Skyhawks combined to win an OVC Record 13 Freshmen of the Week honors along with the OVC Team Sportsmanship Award. McMillan's guided the team to a second place finish during the regular season before winning the program's first OVC Tournament title. With the title, the Skyhawks earned its first berth in the NCAA Tournament and played at Cameron Indoor Arena against the Duke Blue Devils.

The Skyhawks went 21-11 with a 14-4 OVC mark in 2010-11 despite having a roster that was the youngest team in America (only two years of Division-I experience heading into the season). The 20-win season was the first since 1998-99 and fourth 20-win campaign in program history.

McMillan's first season at UT Martin was a transformation in every sense of the work as he took over a program that had just finished 2-27 and went winless in conference play. Under his direction the Skyhawks finished the 2010-11 season with an overall record 11-19 while making the program's first OVC Tournament appearance since 2006-07. McMillan took his team all the way to the semifinals of the tournament along with being named OVC Coach of the Year and TSWA Women's Co-Head Coach of the Year.

Prior to being named head coach of the Skyhawks on June 15, 2009, McMillan posted a decorated career as a high school coach within the state of Tennessee. Through his 17 years in the prep ranks, the accumulated a record of 435-126 while winning one state championships and sporting six state tournament appearances. He has had coaching stints at Gibson County High School in Dyer (2007-09), Westview High School in Martin (1997-2005) and Millington High School in Millington (1990-97). McMillan was twice named the Jackson Sun's West Tennessee Coach of the Year in 2003 and 2009, while being tabbed district Coach of the Year 10 times. He also spent two season as an assistant coach at Middle Tennessee State.

McMillan played basketball at Wake Forest for one season (1985) before transferring to Rhodes College to finish out his career from 1986-89. At Rhodes, he was a three-time all-conference selection and in 1988 was named the Southern Collegiate Athletic Conference Player of the Year. In only three seasons, he scored 1,372 career points and still ranks ninth all-time at Rhodes for career points scored.

McMillan received his bachelor's degree in math and business in 1989 from Rhodes, then completed his master's in health and human performance at Middle Tennessee in 2007. He has two sons, Matt and Ben, along with one daughter, Alli.

McMILLAN VS. ALL OPPONENTS

Air Force	2-0	Memphis	1-2
Alabama	2-1	Miami (Ohio)	2-0
Alabama Huntsville	2-0	Mississippi State	0-2
Arizona	0-1	Mississippi Valley State	2-0
Arkansas	0-1	Missouri	0-5
Arkansas State	5-3	Morehead State	13-7
Austin Peay	22-5	Murray State	24-6
Baylor	0-1	Nebraska	0-1
Belmont	10-12	North Carolina	0-1
Bowling Green	0-1	North Carolina A&T	2-1
Central Arkansas	1-1	North Dakota	1-0
Cincinnati	2-0	Northern Kentucky	0-1
Chattanooga	2-4	Northwestern	0-4
Christian Brothers	1-0	Notre Dame	0-1
Colorado	0-1	Ole Miss	0-1
Dayton	0-1	Ohio	0-1
DePaul	0-1	Ohio State	0-1
Duke	0-1	Oral Roberts	0-1
Eastern Illinois	22-9	Pepperdine	0-1
Eastern Kentucky	17-2	Purdue	0-3
Eastern Washington	0-1	Quinnipiac	1-0
Evansville	6-1	Rhodes College	1-0
Florida State	0-1	Saint Louis	2-2
George Washington	0-0	Saint Mary's	0-1
Georgia State	1-1	Samford	4-4
Gonzaga	0-2	SIUE	16-8
Hawaii	0-1	Southeast Missouri	23-3
Houston Baptist	1-0	Southern Illinois	6-4
Illinois	0-2	Southern Mississippi	2-0
Illinois State	3-1	Stanford	0-1
Indiana	0-2	Tennessee	0-1
Indiana State	1-3	Tennessee State	15-4
Iowa	0-1	Tennessee Tech	13-6
IUPUI	1-1	Troy	0-1
Jacksonville State	14-3	UAB	0-1
Kansas State	0-1	Vanderbilt	0-4
Kentucky	0-2	Virginia Tech	0-1
Lamar	0-1	Western Carolina	2-0
Lipscomb	2-0	Western Kentucky	1-1
Louisiana	1-0	Winthrop	1-0
Louisville	0-12		
Marshall	0-1	Total	253-161

McMILLAN'S RECORD WHEN...

Home Record:	128-35
Road Record:	95-103
Neutral:	27-23
OVC Overall:	169-54
OVC Home:	96-17
OVC Road:	73-37
Ranked opponents:	0-28
Top 10 opponents:	0-12
Leading at half:	201-33
Trailing at half:	46-124
Tied at half:	7-4
UTM outshoots opponent:	203-21
Opponent outshoots UTM:	47-139
UTM shoots more free throws:	175-48
Opponent shoots more free throws:	71-99
UTM shoots the same amount of free throws:	7-11
UTM outrebounds opponent:	123-14
Opponent outrebounds UTM:	124-138
UTM causes more turnovers:	201-61
Opponents causes more turnovers:	45-82
UTM ties in turnovers:	61-15
Nonconference tournaments:	4-14
OVC Tournament:	21-9
NCAA Tournament:	0-4
WNIT:	3-4
Record in November:	35-43
Record in December:	34-50
Record in January:	74-32
Record in February:	81-18
Record in March:	26-16
Games decided by less than five points:	42-46
Games decided by 6-10 points:	52-33
Games decided by 11-20 points:	74-41
Games decided by 20+ points:	85-20
UTM scores 59 or less points:	14-75
UTM scores 60-69 points:	50-49
UTM scores 70-79 points:	73-30
UTM scores 80-89 points:	72-9
UTM scores 90-99 points:	27-0
UTM scores 100+ points:	16-0
Overtime record:	4-10
Record after a loss:	84-64
Longest winning streak:	18 games (2014-15)
Longest losing streak:	6 games (2009/2017/2021)

BREAKING DOWN MISSOURI



SERIES HISTORY

- Overall: 0-6
- In Martin: 0-1
- In Columbia: 0-5
- Active Streak: MIZ W6
- McMillan vs. Missouri: 0-5

LAST 10 MEETINGS (0-6)

Date	H/A/N	Result
12/17/16	A	L, 80-69
12/22/14	A	L, 74-65
11/23/13	H	L, 77-74
12/3/12	A	L, 82-71
12/7/10	A	L, 53-30
12/14/08	A	L, 74-23



LAST MEETING

Martin, Tenn. | Dec. 17, 2016

UT Martin 69

##	Player	GS	MIN	FG	3PT	FT	O-B-T	PF	A	T	B	S	PTS
04	Emanye Robertson	*	39	5-17	2-6	3-4	0-3-3	2	6	1	1	0	15
33	Myah Taylor	*	24	5-12	4-9	0-0	0-1-1	3	1	3	0	0	14
22	Ashton Feldhaus	*	25	4-6	3-3	0-0	1-3-4	4	0	0	0	1	11
14	Ansley Eubank	*	29	2-4	2-4	1-2	1-4-5	2	3	2	0	0	7
10	Janekia Mason	*	17	1-3	0-1	0-0	0-0-0	5	2	0	0	0	2
03	Kendall Spray		18	5-10	5-8	0-0	0-0-0	3	2	0	0	0	15
23	Breanna Boggs		15	1-3	1-1	0-0	0-2-2	2	2	0	0	0	3
44	Shy Copney		20	1-8	0-4	0-0	3-3-6	4	2	0	0	2	2
35	Emily Eubank		10	0-2	0-1	0-0	2-1-3	0	1	0	0	0	0
13	Lindsay Chrise		3	0-0	0-0	0-0	0-0-0	0	0	0	0	0	0
TM	TEAM		0	0-0	0-0	0-0	2-1-3	0	0	0	0	0	0
Totals			-	200	24-65	17-37	4-6	9-18-27	25	19	6	1	3 69

Shooting Summary	FG	3PT	FT
1st Quarter	43.75 %	37.50 %	100.00 %
2nd Quarter	15.79 %	28.57 %	0.00 %
3rd Quarter	57.14 %	66.67 %	50.00 %
4th Quarter	37.50 %	40.00 %	50.00 %
Total	36.9 %	45.9 %	66.7 %

Missouri 80

##	Player	GS	MIN	FG	3PT	FT	O-B-T	PF	A	T	B	S	PTS
24	MICHAELIS, Sierra	*	33	8-14	5-11	2-3	0-4-4	0	1	1	0	1	23
03	CUNNINGHAM, Sophie*		32	7-13	2-5	5-5	2-4-6	3	3	1	3	1	21
04	PORTER, Cierra	*	35	5-9	0-0	9-13	6-8-14	1	1	0	0	0	19
11	CUNNINGHAM, Lindsey*		35	5-11	1-5	2-2	0-5-5	1	2	2	1	1	13
01	DOTY, Lianna	*	24	0-1	0-1	0-0	1-2-3	5	6	2	0	1	0
23	SMITH, Amber		11	1-2	0-0	0-0	0-1-1	2	0	1	0	0	2
13	SCHUCHTS, Hannah		6	1-2	0-0	0-0	2-1-3	0	0	1	0	0	2
10	CHAVIS, Jordan		14	0-2	0-2	0-0	0-3-3	0	0	1	0	0	0
02	ROUNDTREE, Jordan		6	0-2	0-1	0-0	0-4-4	0	0	1	0	0	0
20	MCDOWELL, Kayla		4	0-0	0-0	0-0	0-0-0	0	0	0	0	0	0
TM	TEAM		0	0-0	0-0	0-0	2-1-3	0	0	2	0	0	0
Totals			-	200	27-56	8-25	18-23	13-33-46	12	13	12	4	4 80

Shooting Summary	FG	3PT	FT
1st Quarter	47.83 %	14.29 %	100.00 %
2nd Quarter	50.00 %	20.00 %	87.50 %
3rd Quarter	61.54 %	60.00 %	80.00 %
4th Quarter	30.00 %	0.00 %	62.50 %
Total	48.2 %	32.0 %	78.3 %

Score by Periods	1st	2nd	3rd	4th	Total
UT Martin	19	8	25	17	69
Missouri	25	18	26	11	80



MISSOURI SEASON STATISTICS

Game Records

Record	Overall	Home	Away	Neutral
ALL GAMES	4-0	3-0	1-0	0-0
CONFERENCE	0-0	0-0	0-0	0-0
NON-CONFERENCE	4-0	3-0	1-0	0-0

Score by Periods

Team	1st	2nd	3rd	4th	OT	TOT
Missouri	69	61	87	61	0	278
Opponents	40	45	49	52	0	186

Team Box Score

No.	Player	Total					3-Point		F-Throw		Rebounds				PF				TO				BLK				STL				PTS				AVG			
		GP-GS	MIN	AVG	FG-FGA	FG%	3FG-3FGA	3FG%	FT-FTA	FT%	OFF	DEF	TOT	AVG	PF	DQ	A	TO	BLK	STL	PTS	AVG	PF	DQ	A	TO	BLK	STL	PTS	AVG								
1	HANSEN, Lauren	4-4	11:57	28.0	20-49	.408	6-23	.261	9-9	1.000	2	9	11	2.8	5	0	8	8	1	4	55	13.8																
43	FRANK, Hayley	4-4	106:00	26.5	20-41	.488	5-14	.357	5-8	.625	5	7	12	3.0	8	0	9	10	2	5	50	12.5																
24	JUDD, Ashton	4-0	67:47	16.9	13-25	.520	4-12	.333	4-5	.800	6	7	13	3.3	3	0	2	6	0	1	34	8.5																
13	TROUP, Haley	4-4	106:05	26.5	10-19	.526	4-9	.444	8-9	.889	3	9	12	3.0	3	0	5	5	1	4	32	8.0																
2	SMITH, Sara-Rose	4-0	107:33	26.9	10-21	.476	1-6	.167	8-9	.889	12	26	38	9.5	5	0	9	7	2	3	29	7.3																
32	KELLY, Jayla	4-4	61:50	15.5	11-21	.524	0-0	.000	4-8	.500	4	12	16	4.0	6	0	3	8	2	4	26	6.5																
4	DEMBELE, Mama	3-3	52:00	17.3	5-9	.556	1-2	.500	1-1	1.000	1	9	10	3.3	3	0	8	7	0	5	12	4.0																
20	LINTHACUM, Sarah	4-0	55:00	13.8	7-12	.583	0-0	.000	1-3	.333	3	10	13	3.3	6	0	0	3	0	3	15	3.8																
10	GILBERT, Katlyn	4-1	85:49	21.5	6-13	.462	0-2	.000	2-4	.500	0	10	10	2.5	12	1	11	9	0	4	14	3.5																
21	KROENKE, Aver	2-0	29:05	14.5	1-5	.200	0-1	.000	3-6	.500	3	2	5	2.5	1	0	1	2	0	1	5	2.5																
40	LINTHACUM, Micah	4-0	16:53	4.2	2-3	.667	0-0	.000	2-2	1.000	0	0	0	0.0	3	0	1	0	0	0	6	1.5																
Team											4	7	11					2																				
Total		4		800		105-218	.482	21-69	.304	47-64	.734	43	108	151	37.8	55	1	57	67	8	34	278	69.5															
Opponents		4		800		71-213	.333	21-71	.296	23-35	.657	39	80	119	29.8	68	1	39	77	8	30	186	46.5															

Team Statistics

	MIZ	OPP
Scoring	278	186
Points per game	69.5	46.5
Scoring margin	+23.0	-
Field goals-att	105-218	71-213
Field goal pct	.482	.333
3 point fg-att	21-69	21-71
3-point FG pct	.304	.296
3-pt FG made per game	5.3	5.3
Free throws-att	47-64	23-35
Free throw pct	.734	.657
F-Throws made per game	11.8	5.8
Rebounds	151	119
Rebounds per game	37.8	29.8
Rebounding margin	+8.0	-
Assists	57	39
Assists per game	14.3	9.8
Turnovers	67	77
Turnovers per game	16.8	19.3
Turnover margin	+2.5	-
Assist/turnover ratio	0.9	0.5
Steals	34	30
Steals per game	8.5	7.5
Blocks	8	8
Blocks per game	2.0	2.0
Winning streak	4	-
Home win streak	3	-
Attendance	5223	3586
Home games-Avg/Game	3-1741	1-3586
Neutral site-Avg/Game	-	0-0



MISSOURI TIGERS ROSTER

No.	Name	Pos.	Ht.	Class	Hometown / Previous School)
1	Lauren Hansen	G	5-8	Sr.	Long Island, N.Y. / Auburn
2	Sara-Rose Smith	G	6-1	Jr.	Victoria, Australia / Basketball Australia Centre of Excellence
4	Mama Dembele	G	5-6	Jr.	Manlleu, Spain / IES Joaquim Blume
10	Katlyn Gilbert	G	5-10	Gr.	Indianapolis, IN / Notre Dame
13	Haley Troup	G	5-10	Gr.	Gadsden, Ala. / Gadsden City
20	Sarah Linthacum	F	6-3	So.	Jefferson City, Mo. / Jefferson City
21	Averi Kroenke	5-11	G	Fr.	Columbia, MO / Rock Bridge
24	Ashton Judd	6-1	G	Fr.	West Plains, MO / West Plains
32	Jayla Kelly	6-3	C	Jr.	Chesterfield, Mo. / Parkway Central
34	Da'Necia Trusty	6-3	F	R-Fr.	Houston, Texas / Alief Hastings
40	Micah Linthacum	6-4	F	R-Jr.	Jefferson City, Mo. / Jefferson City
43	Hayley Frank	6-1	F	Sr.	Strafford, Mo. / Strafford

Head Coach: Robin Pingeton

TEAM GAME HIGHS AND LOWS

	UT MARTIN		OPPONENT	
	HIGH	LOW	HIGH	LOW
• Points	84 vs. Troy (11/10)	73 vs. Arkansas State (11/14)	89 vs. Troy (11/10)	54 vs. Arkansas State (11/14)
• First Quarter Points	17 vs. Troy (11/10)	11 vs. Arkansas State (11/14)	18 vs. Troy (11/10)	13 vs. Arkansas State (11/14)
• Second Quarter Points	20 vs. Troy (11/10)	16 vs. Arkansas State (11/14)	20 vs. Arkansas State (11/14)	18 vs. Troy (11/10)
• First-Half Points	37 vs. Troy (11/10)	27 vs. Arkansas State (11/14)	36 vs. Troy (11/10)	33 vs. Arkansas State (11/14)
• Third Quarter Points	21 vs. Troy (11/10)	20 vs. Arkansas State (11/14)	22 vs. Troy (11/10)	15 vs. Arkansas State (11/14)
• Fourth Quarter Points	26, 2x, vs. Arkansas State (11/14)	26, 2x, vs. Arkansas State (11/14)	31 vs. Troy (11/10)	6 vs. Arkansas State (11/14)
• Second-Half Points	47 vs. Troy (11/10)	46 vs. Arkansas State (11/14)	53 vs. Troy (11/10)	21 vs. Arkansas State (11/14)
• Field Goals Made	31 vs. Troy (11/10)	26 vs. Arkansas State (11/14)	32 vs. Troy (11/10)	19 vs. Arkansas State (11/14)
• Field Goal Att.	55 vs. Troy (11/10)	65 vs. Arkansas State (11/14)	84 vs. Troy (11/10)	52 vs. Arkansas State (11/14)
• Field Goal %	56.4 vs. Troy (11/10)	40.0 vs. Arkansas State (11/14)	38.1 vs. Troy (11/10)	36.5 vs. Arkansas State (11/14)
• 3-PT Field Goals Made	8 vs. Troy (11/10)	6 vs. Arkansas State (11/14)	10 vs. Troy (11/10)	8 vs. Arkansas State (11/14)
• 3-PT Field Goal Att.	20 vs. Troy (11/10)	18 vs. Arkansas State (11/14)	33 vs. Troy (11/10)	23 vs. Arkansas State (11/14)
• 3-PT Field Goal %	40.0 vs. Troy (11/10)	33.3 vs. Arkansas State (11/14)	34.8 vs. Arkansas State (11/14)	30.3 vs. Troy (11/10)
• FT Made	15 vs. Arkansas State (11/14)	14 vs. Troy (11/10)	15 vs. Troy (11/10)	8 vs. Arkansas State (11/14)
• FT Attempts	20 vs. Arkansas State (11/14)	17 vs. Troy (11/10)	23 vs. Troy (11/10)	12 vs. Arkansas State (11/14)
• FT Percentage	82.4 vs. Troy (11/10)	75.0 vs. Arkansas State (11/14)	65.2 vs. Troy (11/10)	36.5 vs. Arkansas State (11/14)
• Offensive Rebounds	14 vs. Arkansas State (11/14)	8 vs. Troy (11/10)	25 vs. Troy (11/10)	8 vs. Arkansas State (11/14)
• Defensive Rebounds	30 vs. Troy (11/10)	26 vs. Arkansas State (11/14)	28 vs. Arkansas State (11/14)	19 vs. Troy (11/10)
• Total Rebounds	40 vs. Arkansas State (11/14)	38 vs. Troy (11/10)	44 vs. Troy (11/10)	36 vs. Arkansas State (11/14)
• Assists	13 vs. Troy (11/10)	11 vs. Arkansas State (11/14)	21 vs. Troy (11/10)	12 vs. Arkansas State (11/14)
• Steals	7 vs. Arkansas State (11/14)	6 vs. Troy (11/10)	19 vs. Troy (11/10)	0 vs. Arkansas State (11/14)
• Blocked Shots	3, 2x, vs. Arkansas State (11/14)	3, 2x, vs. Arkansas State (11/14)	6 vs. Arkansas State (11/14)	2 vs. Troy (11/10)
• Turnovers	29 vs. Troy (11/10)	6 vs. Arkansas State (11/14)	19 vs. Arkansas State (11/14)	13 vs. Troy (11/10)
• Fouls	20 vs. Troy (11/10)	10 vs. Arkansas State (11/14)	22 vs. Arkansas State (11/14)	21 vs. Troy (11/10)

INDIVIDUAL GAME HIGHS

	UT MARTIN	OPPONENT
• Points	31, Kenley McCarn vs. Troy (11/10)	18, Jada Walton vs. Troy (11/10)
• Field Goals Made	12, Kenley McCarn vs. Troy (11/10)	7, Jada Walton vs. Troy (11/10)
• Field Goals Attempted	19, Kenley McCarn vs. Troy (11/10)	15, Jada Walton vs. Troy (11/10)
• 3-Point FGs Made	4, Seygan Robins vs. Troy (11/10)	4, 2x, Mailyn Wilkerson vs. Arkansas State (11/14)
• 3-Point FGs Att.	8, Seygan Robins vs. Troy (11/10)	8, Mailyn Wilkerson vs. Arkansas State (11/14)
• Free Throws Made	6, Shae Littleford/Kenley McCarn vs. Troy (11/10)	4, Annaliese Griffin vs. Arkansas State (11/14)
• Free Throws Att.	6, 3x, Shae Littleford vs. Arkansas State (11/14)	6, 2x, Annaliese Griffin vs. Arkansas State (11/14)
• Offensive Rebounds	4, Sharnecce Currie-Jelks vs. Troy (11/10)	9, Tai'Sheka Porchia vs. Troy (11/10)
• Defensive Rebounds	11, Sharnecce Currie-Jelks vs. Troy (11/10)	10, Annaliese Griffin vs. Arkansas State (11/14)
• Total Rebounds	15, Sharnecce Currie-Jelks vs. Troy (11/10)	13, Annaliese Griffin vs. Arkansas State (11/14)
• Assists	6, Shae Littleford vs. Arkansas State (11/14)	10, Sharonica Hartsfield vs. Troy (11/10)
• Steals	4, Shae Littleford vs. Troy (11/10)	8, Sharonica Hartsfield vs. Troy (11/10)
• Blocked Shots	2, Kenley McCarn vs. Troy (11/10)	3, Kiayra Ellis vs. Arkansas State (11/14)
• Turnovers	8, Seygan Robins vs. Troy (11/10)	5, Mailyn Wilkerson vs. Arkansas State (11/14)
• Minutes Played	39, Shae Littleford vs. Arkansas State (11/14)	38, Izzy Higginbottom vs. Arkansas State (11/14)



MISCELLANEOUS STATS

Double-Figure Scoring Games

Player	19-20	20-21	21-22	22-23	Career
Paige Pipkin	-	8	16	2	26
Seygan Robins	-	7	8	1	16
Shae Littleford	-	-	14	1	15
Ella Thompson	-	-	3	-	3
Kenley McCarn	-	-	-	2	2
Sharnecce Currie-Jelks	-	-	-	1	1

20-Point Scoring Games

Player	19-20	20-21	21-22	22-23	Career
Paige Pipkin	-	1	3	1	5
Shae Littleford	-	-	1	-	1
Seygan Robins	-	0	1	-	1
Kenley McCarn	-	-	-	1	1

30-Point Scoring Games

Player	19-20	20-21	21-22	22-23	Career
Paige Pipkin	-	0	1	-	1
Kenley McCarn	-	-	-	1	1

Double-Figure Rebounding Games

Player	19-20	20-21	21-22	22-23	Career
Ella Thompson	-	-	2	-	2
Sharnecce Currie-Jelks	-	-	-	1	1

Double-Doubles

Player	19-20	20-21	21-22	22-23	Career
Ella Thompson	-	-	1	-	1
Sharnecce Currie-Jelks	-	-	-	1	1

5+ Assist Games

Player	19-20	20-21	21-22	22-23	Career
Paige Pipkin	-	5	2	-	7
Seygan Robins	-	5	2	-	7
Shae Littleford	-	-	1	2	2

3+ Steal Games

Player	19-20	20-21	21-22	22-23	Career
Seygan Robins	-	6	5	-	11
Paige Pipkin	-	1	7	1	9
Shae Littleford	-	-	6	1	7
Ella Thompson	-	-	3	-	3

3+ Block Games

Player	19-20	20-21	21-22	22-23	Career
	-	-	-	-	-



GAME-BY-GAME STARTERS

Date	Opponent	G	G	G	G/F	F	Record
Nov. 10	TROY	Littleford	Robins	McCarn	Rubel	Currie-Jelks	0-1
Nov. 14	ARKANSAS ST	Littleford	Robins	McCarn	Rubel	Currie-Jelks	1-1
Nov. 17	at Missouri	-	-	-	-	-	-
Nov. 21	vs. Marshall	-	-	-	-	-	-
Nov. 22	vs. Norfolk State	-	-	-	-	-	-
Nov. 23	vs. Purdue Fort Wayne	-	-	-	-	-	-
Nov. 30	MURRAY STATE	-	-	-	-	-	-
Dev. 4	at Vanderbilt	-	-	-	-	-	-
Dec. 12	at South Dakota State	-	-	-	-	-	-
Dec. 14	at South Dakota	-	-	-	-	-	-
Dec. 17	at Missouri State	-	-	-	-	-	-
Dec. 22	at Evansville	-	-	-	-	-	-
Dec. 29	at Little Rock*	-	-	-	-	-	-
Dec. 31	MOREHEAD STATE*	-	-	-	-	-	-
Jan. 5	SOUTHEAST MISSOURI*	-	-	-	-	-	-
Jan. 7	TENNESSEE TECH*	-	-	-	-	-	-
Jan. 12	at Tennessee State*	-	-	-	-	-	-
Jan. 14	at Southern Indiana*	-	-	-	-	-	-
Jan. 19	at Southeast Missouri*	-	-	-	-	-	-
Jan. 21	EASTERN ILLINOIS*	-	-	-	-	-	-
Jan. 26	LINDENWOOD*	-	-	-	-	-	-
Jan. 28	SOUTHERN INDIANA*	-	-	-	-	-	-
Feb. 2	at SIUE*	-	-	-	-	-	-
Feb. 4	at Lindenwood*	-	-	-	-	-	-
Feb. 9	at Eastern Illinois*	-	-	-	-	-	-
Feb. 11	LITTLE ROCK*	-	-	-	-	-	-
Feb. 16	SIUE*	-	-	-	-	-	-
Feb. 18	at Tennessee Tech*	-	-	-	-	-	-
Feb. 23	TENNESSEE STATE*	-	-	-	-	-	-
Feb. 25	at Morehead State*	-	-	-	-	-	-



LEADS AND DEFICITS

Date	Opponent	Largest Lead	Largest Deficit	Scoring Margin	Time Led	Time Trailed	Lead/Ties Changes	Result
Nov. 10	TROY	5	14	-5	18:16	16:09	13/10	L, 89-84
Nov. 14	ARKANSAS ST	19	10	+19	15:30	22:05	8/1	W, 73-54
Nov. 17	at Missouri	-	-	-	-	-	-	-
Nov. 21	vs. Marshall	-	-	-	-	-	-	-
Nov. 22	vs. Norfolk State	-	-	-	-	-	-	-
Nov. 23	vs. Purdue Fort Wayne	-	-	-	-	-	-	-
Nov. 30	MURRAY STATE	-	-	-	-	-	-	-
Dev. 4	at Vanderbilt	-	-	-	-	-	-	-
Dec. 12	at South Dakota State	-	-	-	-	-	-	-
Dec. 14	at South Dakota	-	-	-	-	-	-	-
Dec. 17	at Missouri State	-	-	-	-	-	-	-
Dec. 22	at Evansville	-	-	-	-	-	-	-
Dec. 29	at Little Rock*	-	-	-	-	-	-	-
Dec. 31	MOREHEAD STATE*	-	-	-	-	-	-	-
Jan. 5	SOUTHEAST MISSOURI*	-	-	-	-	-	-	-
Jan. 7	TENNESSEE TECH*	-	-	-	-	-	-	-
Jan. 12	at Tennessee State*	-	-	-	-	-	-	-
Jan. 14	at Southern Indiana*	-	-	-	-	-	-	-
Jan. 19	at Southeast Missouri*	-	-	-	-	-	-	-
Jan. 21	EASTERN ILLINOIS*	-	-	-	-	-	-	-
Jan. 26	LINDENWOOD*	-	-	-	-	-	-	-
Jan. 28	SOUTHERN INDIANA*	-	-	-	-	-	-	-
Feb. 2	at SIUE*	-	-	-	-	-	-	-
Feb. 4	at Lindenwood*	-	-	-	-	-	-	-
Feb. 9	at Eastern Illinois*	-	-	-	-	-	-	-
Feb. 11	LITTLE ROCK*	-	-	-	-	-	-	-
Feb. 16	SIUE*	-	-	-	-	-	-	-
Feb. 18	at Tennessee Tech*	-	-	-	-	-	-	-
Feb. 23	TENNESSEE STATE*	-	-	-	-	-	-	-
Feb. 25	at Morehead State*	-	-	-	-	-	-	-



GAME-BY-GAME LEADERS

Date	Opponent	Points	Rebounds	Assists	Steals	Blocks
Nov. 10	TROY	McCarn (31)	Currie-Jelks (15)	Littleford (5)	Littleford (4)	McCarn (2)
Nov. 14	ARKANSAS ST	Pipkin (23)	Currie-Jelks (8)	Littleford (6)	Pipkin (3)	3 Tied (1)
Nov. 17	at Missouri	-	-	-	-	-
Nov. 21	vs. Marshall	-	-	-	-	-
Nov. 22	vs. Norfolk State	-	-	-	-	-
Nov. 23	vs. Purdue Fort Wayne	-	-	-	-	-
Nov. 30	MURRAY STATE	-	-	-	-	-
Dec. 4	at Vanderbilt	-	-	-	-	-
Dec. 12	at South Dakota State	-	-	-	-	-
Dec. 14	at South Dakota	-	-	-	-	-
Dec. 17	at Missouri State	-	-	-	-	-
Dec. 22	at Evansville	-	-	-	-	-
Dec. 29	at Little Rock*	-	-	-	-	-
Dec. 31	MOREHEAD STATE*	-	-	-	-	-
Jan. 5	SOUTHEAST MISSOURI*	-	-	-	-	-
Jan. 7	TENNESSEE TECH*	-	-	-	-	-
Jan. 12	at Tennessee State*	-	-	-	-	-
Jan. 14	at Southern Indiana*	-	-	-	-	-
Jan. 19	at Southeast Missouri*	-	-	-	-	-
Jan. 21	EASTERN ILLINOIS*	-	-	-	-	-
Jan. 26	LINDENWOOD*	-	-	-	-	-
Jan. 28	SOUTHERN INDIANA*	-	-	-	-	-
Feb. 2	at SIUE*	-	-	-	-	-
Feb. 4	at Lindenwood*	-	-	-	-	-
Feb. 9	at Eastern Illinois*	-	-	-	-	-
Feb. 11	LITTLE ROCK*	-	-	-	-	-
Feb. 16	SIUE*	-	-	-	-	-
Feb. 18	at Tennessee Tech*	-	-	-	-	-
Feb. 23	TENNESSEE STATE*	-	-	-	-	-
Feb. 25	at Morehead State*	-	-	-	-	-

LAST TIME IT HAPPENED

SCORING

UTM Scored..	
70-79 points.....	73 vs. Arkansas State (11/14/22)
80-89 points.....	84 vs. Troy (11/10/22)
90-99 points.....	98 vs. Murray State (1/16/20)
100+ points.....	110 vs. Mississippi Valley State (12/29/18)
Fewer than 40 points.....	39 vs. Belmont (2/7/22)

A UTM player had...	
20-29 points.....	Paige Pipkin vs. Arkansas State (11/14/22)
30+ points.....	Kenley McCarn (31) vs. Troy (11/10/22)
40+ points.....	Chelsey Perry (42) vs. Lipscomb (12/16/19)

Two UT Martin players had...	
20+ points.....	Perry (28)/Young (22) at Morehead State (1/23/21)
25+ points.....	Jones (29) & Ward (26) at Tennessee Tech (1/15/15)
30+ points.....	Newsome (36) and Butler (35) vs. Tennessee Tech (1/20/14)

UTM had...double-figures scorers	
Four.....	Kenley McCarn (31), Sharnecce Currie-Jelks (14), Paige Pipkin (14) and Seygan Robins (14) vs. Troy (11/10/22)
Five.....	Robins (18), Waldrop (12), Hicks (12), Young (11) and Pipkin (10) vs. Eastern Kentucky (2/20/21)
Six.....	Taylor (23), Robertson (16), Mason (14), Feldhaus (13), Spray (11) and Eubank (11) vs. Jacksonville State (12/29/16)
Seven.....	Perry (15), Robertson (15), Hicks (14), Davis (11), Hudson (11), Waldrop (10) and Griffin (10) vs. Mississippi Valley State (12/29/18)

UTM had...players score at least 20 points	
Two.....	Perry (28)/Young (22) at Morehead State (1/23/21)
Three.....	Butler (33), Newsome (24), Jones (20) at Murray State (1/4/14)

DOUBLE-DOUBLES

A UTM player...	
Had a double-double.....	Sharnecce Currie-Jelks (14pts, 15 rebs) vs. Troy (11/10/22)
Two UTM players w/double-double.....	Chelsey Perry (28p, 14r) and Maddie Waldrop (22p, 13r) at Austin Peay (1/4/20)

SHOOTING

UTM Shot...	
50-59% FG.....	56.4 percent (31-55) vs. Troy (11/10/22)
60% FG or better.....	60.5 percent (32-53) at Chattanooga (12/2/17)
Less than 30% FG.....	29.4 percent (15-51) at Belmont (1/29/22)

A UTM player...	
Made 5-7 3-pointers.....	Seygan Robins (6) vs. SIUE (3/2/22)*
8+ 3-pointers.....	Kendall Spray (8) vs. Murray State (2/3/18)

A UTM team...	
Made 10+ 3-pointers.....	10 vs. SIUE (3/2/22)*
Made 15+ 3-pointers.....	17 at Missouri (12/17/16)
Did not make a 3-pointer.....	at Austin Peay (2/3/09)

A UTM player...	
Made 10+ FTs in a game.....	Dasia Young (16) vs. Eastern Illinois (3/3/21)*
Made 12+ FTs in a game.....	Dasia Young (16) vs. Eastern Illinois (3/3/21)*
Made 15+ FTs in a game.....	Dasia Young (16) vs. Eastern Illinois (3/3/21)*

UT Martin as a team...	
Made 25+ FTs in a game.....	26 (32) vs. Jacksonville State (2/8/20)
Made 30+ FTs in a game.....	31 (38) vs. SIUE (1/25/14)
Attempted 25FTs in a game.....	27 (20) vs. SIUE (3/2/22)*
Attempted more than 30 FTs.....	31 (21) vs. Morehead State (2/18/21)

REBOUNDING

A UTM player had...	
10-14 rebounds.....	Ella Thompson (10) at Morehead State (1/24/22)
15-19 rebounds.....	Sharnecce Currie-Jelks (15) vs. Troy (11/10/22)
20+ rebounds.....	None
Two UTM Players w/ 10+ Rebs.....	Perry (14)/Waldrop (13) at Austin Peay (1/4/20)
2-straight 10+ rebound games.....	Chelsey Perry vs Austin Peay (1/14/21) vs. Murray State (1/16/21)
2-straight 14+ rebound games.....	Ashia Jones at SIUE (14 on 2/8/14), at Southeast Missouri (15 on 2/15/14)

A UTM team had...	
40+ rebounds.....	40 vs. Arkansas State (11/14/22)
50+ rebounds.....	56 vs. Mississippi Valley State (12/29/18)
15+ off. rebounds.....	15 vs. SIUE (3/2/22)*
20+ off. rebounds.....	23 at Murray State (1/2/20)
25+ off. rebounds.....	28 vs. Christian Brothers (11/19/14)

ASSISTS

A UTM player had...	
5-9 assists.....	Shae Littleford (6) vs. Arkansas State (11/14/22)
10+ assists.....	Tamiah Stanford (10) vs. Murray State (3/4/20)

As a team UT Martin...	
Had 15-19 assists.....	18 vs. SIUE (3/2/22)*
20-24 assists.....	23 vs. Belmont (3/6/21)*
25+ assists.....	26 vs. Murray State (3/4/20)

BLOCKS

A UTM players...	
Had 3+ blocks.....	Holly Forbes (3) vs. SIUE (3/2/22)*
Had 5+ blocks.....	Demi Burdick (5) at Eastern Illinois (2/27/21)

As a team UT Martin...	
Had 5+ blocks.....	5 vs. Morehead State (2/16/22)
Had 10+ blocks.....	10 vs. Tennessee Tech (3/5/21)*

STEALS

A UTM player had...	
5-9 steals.....	Paige Pipkin (5) vs. SIUE (3/2/22)*
10+ steals.....	Ashia Jones (11) at Miami (12/15/14) *UTM Record

As a team UT Martin...	
10-14 steals.....	12 vs. SIUE (3/2/22)*
15+ steals.....	17 at Southeast Missouri (2/24/22)

MISCELLANEOUS

A UTM team...	
Played an OT game.....	L, 71-63 vs. No. 6 Louisville (12/19/19)
Played a 2OT game.....	L, 71-63 vs. No. 6 Louisville (12/19/19)

A UTM Player...	
Buzzer-beater.....	Ashton Feldhaus vs. SIUE (1/21/17)
To force OT.....	Janekia Mason at Jacksonville State (1/25/18)
Buzzer-beating 3-pointer.....	Taylor Hall vs. Eastern Illinois (2/11/12)
3-pointer to force OT.....	Janekia Mason at Jacksonville State (1/25/18)
Game-winner <2 secs.....	Chelsey Perry (1.1) at Murray State (2/13/21)
Free Throw With <5 secs.....	Seygan Robins (1.3) vs. Illinois State (11/20/21)
Four-point play.....	Kendall Spray at Murray State (1/28/17)

* Occurred during the OVC Tournament
\$ Occurred during the NCAA Tournament or WNIT

RECORD BOOK AT A GLANCE

SINGLE-GAME TEAM RECORDS

Most Points

116 vs. Austin Peay (3/1/14)

Most Field Goals Made

50 vs. Trevecca (1976-77)

Most Field Goals Attempted

97, 36 made, vs. Jacksonville State (1/6/90)

Most 3-Point Field Goals Made

18, of 43, at Southern Miss (11/16/11)

18, of 35, vs. North Dakota (11/14/16)

Most 3-Point Field Goals Attempted

47, 17 made, at Morehead State (1/7/16)

Most Free Throws Made

39, of 55, vs. Troy State (1/13/86)

Most Free Throws Attempted

55, 39 made, vs. Troy State (1/13/86)

55, 37 made, at Eastern Kentucky (12/3/98)

Most Rebounds

63 vs. Bethel (12/7/91)

Most Assists

31 vs. Morehead State (1/10/15)

Most Blocks

12 vs. Mississippi Valley State (12/29/18)

12 vs. SIUE (2/9/13)

Most Forced Turnovers

36 at Southern Illinois (12/23/13)

Most Steals

28 vs. Bethel (12/14/90)

SINGLE-GAME INDIVIDUAL RECORDS

Most Points:

44, Ashia Jones at Murray State (1/31/15)

44, Heather Butler vs. Austin Peay (3/1/14)

44, Heather Butler at Eastern Kentucky (2/3/14)

44, Jasmine Newsome vs. Quinnipiac (11/16/13)

Most Field Goals Made

18, Angela Reaves vs. Delta State (1982-83)

Most Field Goals Attempted

34, Heather Butler vs. Baylor (11/17/12)

Best Field Goal Percentage

12-12, Chastity Bohannon vs. Tennessee St (2/24/98)

10-10, Andreika Jackson vs. Eastern Illinois (2/11/06)

Most 3-Point Field Goals Made

11-of-18, Kendall Spray vs. Rhodes (12/7/17)

Most 3-Point Field Goals Attempted

19, Jaclissa Haislip at Murray State (1/29/11)

Most Free Throws Made

16, Dasia Young vs. Eastern Illinois (3/3/21)

16, Jasmine Newsome vs. Quinnipiac (11/16/13)

16, Jasmine Newsome at Tennessee St (1/2/12)

16, Tessa Fields vs Evansville (11/13/98)

Most Free Throws Attempted

20, Jasmine Newsome at Tennessee St (1/2/12)

Most Rebounds

27, Mary Kate Long vs. West Georgia (1/17/87)

Most Assists

14, Jasmine Newsome vs. Austin Peay (3/1/14)

Most Blocks

8, Chelsey Perry vs. IUPUI (11/25/19)

8, Rickiesha Bryant vs. Murray State (2/23/13)

8, Mary Kate Long vs. Lambuth (11/21/86)

Most Steals

11, Ashia Jones at Miami (Ohio) (12/15/14)

SINGLE-SEASON RECORDS

Most Points

772, Ashia Jones (2014-15)

Most Field Goals Made

287 of 548, Ashia Jones (2014-15)

Most Field Goals Attempted

704, 264 made, Heather Butler (2012-13)

Best Field Goal Percentage

64.2, (129-201), Rickiesha Bryant (2012-13)

Most 3-Point Field Goals Made

125 of 294, Kendall Spray (2017-18)

Most 3-Point Field Goals Attempted

319, 105 made, Heather Butler (2012-13)

Most Free Throws Made

198 of 261, Ashia Jones (2014-15)

Most Free Throws Attempted

261, 198 made, Ashia Jones (2014-15)

Most Rebounds

372, Phyllisha Mitchell (2005-09)

Most Assists

193, Jasmine Newsome (2011-12)

Most Blocks

87, Rickiesha Bryant (2012-13)

Most Steals

156, Gwen Long (1989-90)

CAREER RECORDS

Most Points

2,865, Heather Butler (2010-14)

Most Field Goals Made

958 of 2,417, Heather Butler (2010-14)

Most Field Goals Attempted

2,417, 958 made, Heather Butler (2010-14)

Best Field Goal Percentage

53.2, (747-of-1,404), Mary Kate Long (1985-89)

Most 3-Point Field Goals Made

392 of 1074, Heather Butler (2010-14)

Most 3-Point Field Goals Attempted

1074, 392 made, Heather Butler (2010-14)

Most Free Throws Made

620 of 759, Jasmine Newsome (2010-14)

Most Free Throws Attempted

759, 620 made, Jasmine Newsome (2010-14)

759, 564 made, Tara Tansil (1991-94)

Most Rebounds

1,318, Mary Kate Long (1985-89)

Most Assists

691, Jasmine Newsome (2010-14)

Most Blocks

228, Chelsey Perry (2017-2021)

Most Steals

411, Gwen Long (1985-88, 1989-90)

PLAYER SUMMARIES



SYDNEEY BOYKIN

G | 5-9 | Jr. | Clarksville, Tenn. | Mercer



ELLA THOMPSON

F | 5-11 | So. | Bardstown, Ky. | Bethlehem HS

SEASON HIGHS

Points	N/A
FG Made	N/A
FG Att.	N/A
3PG Made	N/A
3FG Att.	N/A
FT Made	N/A
FT Att.	N/A
Rebounds	N/A
Assists	N/A
Steals	N/A
Blocks	N/A
Minutes	N/A

CAREER HIGHS

Points	11 at Western Carolina (2/4/21)
FG Made	5 at Western Carolina (2/4/21)
FG Att.	7 at Western Carolina (2/4/21)
3PG Made	N/A
3FG Att.	2 vs. Alabama (12/13/20)
FT Made	4 vs. South Carolina State (12/15/20)
FT Att.	4 vs. South Carolina State (12/15/20)
Rebounds	5 at Western Carolina (2/4/21)
Assists	3 at UNCW (12/29/20)
Steals	3 at Western Carolina (2/4/21)
Blocks	1, 2x, at Western Carolina (2/4/21)
Minutes	26 at Western Carolina (2/4/21)

MISCELLANEOUS CAREER STATISTICS

Games Played	49	Double-Doubles	1
Games Started	0	10+ Points	1
Led Team In Scoring	1	20+ Points	0
Led Team In Rebounding	0	5+ Rebounds	1
Led Team In Assists	0	10+ Rebounds	0
Led Team In Steals	0	5+ Assists	0
Led Team In Blocks	0	3+ Steals	1

BOYKIN GAME-BY-GAME STATISTICS

Date	Opp	GS	Min	FG	3FG	FT	O-D-R	PF	A	TO	S	B	PTS
N10	TROY	-	-	-	-	DNP	-	-	-	-	-	-	-
N14	ASU	-	-	-	-	DNP	-	-	-	-	-	-	-
N17	at MIZ	-	-	-	-	-	-	-	-	-	-	-	-
N21	vs MAR	-	-	-	-	-	-	-	-	-	-	-	-
N22	vs NSU	-	-	-	-	-	-	-	-	-	-	-	-
N23	vs PFW	-	-	-	-	-	-	-	-	-	-	-	-
N30	MUR	-	-	-	-	-	-	-	-	-	-	-	-
D4	at VU	-	-	-	-	-	-	-	-	-	-	-	-
D12	at SDS	-	-	-	-	-	-	-	-	-	-	-	-
D14	at SD	-	-	-	-	-	-	-	-	-	-	-	-
D17	at MOST	-	-	-	-	-	-	-	-	-	-	-	-
D22	at EVAN	-	-	-	-	-	-	-	-	-	-	-	-
D29	at LR*	-	-	-	-	-	-	-	-	-	-	-	-
D31	MOR*	-	-	-	-	-	-	-	-	-	-	-	-
J5	SEMO*	-	-	-	-	-	-	-	-	-	-	-	-
J7	TTU*	-	-	-	-	-	-	-	-	-	-	-	-
J12	at TSU*	-	-	-	-	-	-	-	-	-	-	-	-
J14	at USI*	-	-	-	-	-	-	-	-	-	-	-	-
J19	at SEMO*	-	-	-	-	-	-	-	-	-	-	-	-
J21	EIU*	-	-	-	-	-	-	-	-	-	-	-	-
J26	LIN*	-	-	-	-	-	-	-	-	-	-	-	-
J28	USI*	-	-	-	-	-	-	-	-	-	-	-	-
F2	at SIUE*	-	-	-	-	-	-	-	-	-	-	-	-
F4	at LIN*	-	-	-	-	-	-	-	-	-	-	-	-
F9	at EIU*	-	-	-	-	-	-	-	-	-	-	-	-
F11	LR*	-	-	-	-	-	-	-	-	-	-	-	-
F16	SIUE*	-	-	-	-	-	-	-	-	-	-	-	-
F18	at TTU*	-	-	-	-	-	-	-	-	-	-	-	-
F23	TSU*	-	-	-	-	-	-	-	-	-	-	-	-
F25	at MOR*	-	-	-	-	-	-	-	-	-	-	-	-

BOYKIN CAREER STATISTICS

Year	GP	GS	Min	Avg	Total			3-Point			F-Throw			Rebounds				Scoring						
					FG	FGA	Pct	FG	FGA	Pct	FT	FTA	Pct	Off	Def	Tot	Avg	PF	Ast	TO	Blk	Stl	Pts	Avg
2020-21*	23	0	200	8.7	11	29	.379	0	5	.000	9	13	.692	12	15	27	1.2	21	13	12	2	10	31	1.3
2021-22*	26	0	195	7.5	6	19	.316	0	1	.000	5	8	.625	12	15	27	1.0	16	10	9	0	2	17	0.7
2022-23	-	-	-	-	-	-	-	-	-	-	-	-	-	-	-	-	-	-	-	-	-	-	-	-
UTM	-	-	-	-	-	-	-	-	-	-	-	-	-	-	-	-	-	-	-	-	-	-	-	-
All*	49	0	395	8.1	17	48	.354	0	6	.000	14	21	.667	24	30	54	1.1	37	23	21	2	12	48	1.0

Played 2020-21 and 2021-22 seasons at Mercer

SEASON HIGHS

Points	N/A
FG Made	N/A
FG Att.	N/A
3PG Made	N/A
3FG Att.	N/A
FT Made	N/A
FT Att.	N/A
Rebounds	N/A
Assists	N/A
Steals	N/A
Blocks	N/A
Minutes	N/A

CAREER HIGHS

Points	14 at Morehead State (1/24/22)
FG Made	5, 2x, at Morehead State (1/24/22)
FG Att.	10, 2x, vs. Tennessee State (2/5/22)
3PG Made	3, 2x, vs. Eastern Illinois (1/27/22)
3FG Att.	5, 2x, vs. Tennessee State (2/5/22)
FT Made	2, 2x, vs. SIUE (1/1/22)
FT Att.	2, 3x, vs. Morehead State (2/16/22)
Rebounds	12 vs. SIUE (1/1/22)
Assists	2 vs. Murray State (2/19/22)
Steals	3, 3x, at SIUE (2/10/22)
Blocks	2 at Morehead State (1/24/22)
Minutes	38 at Morehead State (1/24/22)

MISCELLANEOUS CAREER STATISTICS

Games Played	21	Double-Doubles	1
Games Started	19	10+ Points	4
Led Team In Scoring	1	20+ Points	0
Led Team In Rebounding	7	5+ Rebounds	8
Led Team In Assists	0	10+ Rebounds	2
Led Team In Steals	1	5+ Assists	0
Led Team In Blocks	3	3+ Steals	3

THOMPSON GAME-BY-GAME STATISTICS

Date	Opp	GS	Min	FG	3FG	FT	O-D-R	PF	A	TO	S	B	PTS
N10	TROY	-	-	-	-	DNP	-	-	-	-	-	-	-
N14	ASU	-	-	-	-	DNP	-	-	-	-	-	-	-
N17	at MIZ	-	-	-	-	-	-	-	-	-	-	-	-
N21	vs MAR	-	-	-	-	-	-	-	-	-	-	-	-
N22	vs NSU	-	-	-	-	-	-	-	-	-	-	-	-
N23	vs PFW	-	-	-	-	-	-	-	-	-	-	-	-
N30	MUR	-	-	-	-	-	-	-	-	-	-	-	-
D4	at VU	-	-	-	-	-	-	-	-	-	-	-	-
D12	at SDS	-	-	-	-	-	-	-	-	-	-	-	-
D14	at SD	-	-	-	-	-	-	-	-	-	-	-	-
D17	at MOST	-	-	-	-	-	-	-	-	-	-	-	-
D22	at EVAN	-	-	-	-	-	-	-	-	-	-	-	-
D29	at LR*	-	-	-	-	-	-	-	-	-	-	-	-
D31	MOR*	-	-	-	-	-	-	-	-	-	-	-	-
J5	SEMO*	-	-	-	-	-	-	-	-	-	-	-	-
J7	TTU*	-	-	-	-	-	-	-	-	-	-	-	-
J12	at TSU*	-	-	-	-	-	-	-	-	-	-	-	-
J14	at USI*	-	-	-	-	-	-	-	-	-	-	-	-
J19	at SEMO*	-	-	-	-	-	-	-	-	-	-	-	-
J21	EIU*	-	-	-	-	-	-	-	-	-	-	-	-
J26	LIN*	-	-	-	-	-	-	-	-	-	-	-	-
J28	USI*	-	-	-	-	-	-	-	-	-	-	-	-
F2	at SIUE*	-	-	-	-	-	-	-	-	-	-	-	-
F4	at LIN*	-	-	-	-	-	-	-	-	-	-	-	-
F9	at EIU*	-	-	-	-	-	-	-	-	-	-	-	-
F11	LR*	-	-	-	-	-	-	-	-	-	-	-	-
F16	SIUE*	-	-	-	-	-	-	-	-	-	-	-	-
F18	at TTU*	-	-	-	-	-	-	-	-	-	-	-	-
F23	TSU*	-	-	-	-	-	-	-	-	-	-	-	-
F25	at MOR*	-	-	-	-	-	-	-	-	-	-	-	-

THOMPSON CAREER STATISTICS

				Total			3-Point			F-Throw			Rebounds								Scoring			
Year	GP	GS	Min	Avg	FG	FGA	Pct	FG	FGA	Pct	FT	FTA	Pct	Off	Def	Tot	Avg	PF	Ast	TO	Blk	Stl	Pts	Avg
2021-22	21	19	562	26.8	48	108	.444	26	59	.441	11	17	.647	12	78	90	4.3	42	9	22	5	22	133	6.3
2022-23	-	-	-	-	-	-	-	-	-	-	-	-	-	-	-	-	-	-	-	-	-	-	-	-
TOTAL	21	19	562	26.8	48	108	.444	26	59	.441	11	17	.647	12	78	90	4.3	42	9	22	5	22	133	6.3

PLAYER SUMMARIES

3



DIAMOND CANNON

F | 5-10 | Jr. | Detroit, Mich. | Bradley

SEASON HIGHS

Points	N/A
FG Made	N/A
FG Att.	1 vs. Troy (11/10/22)
3PG Made	N/A
3FG Att.	N/A
FT Made	N/A
FT Att.	N/A
Rebounds	N/A
Assists	N/A
Steals	N/A
Blocks	N/A
Minutes	6 vs. Troy (11/10/22)

CAREER HIGHS

Points	5 at LSU (12/18/21)
FG Made	2 at LSU (12/18/21)
FG Att.	2, 2x, at LSU (12/18/21)
3PG Made	1, 2x, at LSU (12/18/21)
3FG Att.	2 at South Dakota (12/6/21)
FT Made	1 vs. Wright State (11/9/21)
FT Att.	2 vs. Wright State (11/9/21)
Rebounds	2 vs. Illinois-Springfield (12/19/21)
Assists	1 vs. Upper Iowa (11/15/21)
Steals	N/A
Blocks	N/A
Minutes	4, 2x, at South Dakota (12/6/21)

MISCELLANEOUS CAREER STATISTICS

Games Played	6	Double-Doubles	0
Games Started	0	10+ Points	0
Led Team In Scoring	0	20+ Points	0
Led Team In Rebounding	0	5+ Rebounds	0
Led Team In Assists	0	10+ Rebounds	0
Led Team In Steals	0	5+ Assists	0
Led Team In Blocks	0	3+ Steals	0

CANNON GAME-BY-GAME STATISTICS

Date	Opp	GS	Min	FG	3FG	FT	O-D-R	PF	A	TO	S	B	PTS
N10	TROY		6:08	0-1	0-0	0-0	0-1-1	4	0	1	0	0	0
N14	ASU	-	-	-	-	DNP	-	-	-	-	-	-	-
N17	at MIZ	-	-	-	-	-	-	-	-	-	-	-	-
N21	vs MAR	-	-	-	-	-	-	-	-	-	-	-	-
N22	vs NSU	-	-	-	-	-	-	-	-	-	-	-	-
N23	vs PFW	-	-	-	-	-	-	-	-	-	-	-	-
N30	MUR	-	-	-	-	-	-	-	-	-	-	-	-
D4	at VU	-	-	-	-	-	-	-	-	-	-	-	-
D12	at SDS	-	-	-	-	-	-	-	-	-	-	-	-
D14	at SD	-	-	-	-	-	-	-	-	-	-	-	-
D17	at MOST	-	-	-	-	-	-	-	-	-	-	-	-
D22	at EVAN	-	-	-	-	-	-	-	-	-	-	-	-
D29	at LR*	-	-	-	-	-	-	-	-	-	-	-	-
D31	MOR*	-	-	-	-	-	-	-	-	-	-	-	-
J5	SEMO*	-	-	-	-	-	-	-	-	-	-	-	-
J7	TTU*	-	-	-	-	-	-	-	-	-	-	-	-
J12	at TSU*	-	-	-	-	-	-	-	-	-	-	-	-
J14	at USI*	-	-	-	-	-	-	-	-	-	-	-	-
J19	at SEMO*	-	-	-	-	-	-	-	-	-	-	-	-
J21	EIU*	-	-	-	-	-	-	-	-	-	-	-	-
J26	LIN*	-	-	-	-	-	-	-	-	-	-	-	-
J28	USI*	-	-	-	-	-	-	-	-	-	-	-	-
F2	at SIUE*	-	-	-	-	-	-	-	-	-	-	-	-
F4	at LIN*	-	-	-	-	-	-	-	-	-	-	-	-
F9	at EIU*	-	-	-	-	-	-	-	-	-	-	-	-
F11	LR*	-	-	-	-	-	-	-	-	-	-	-	-
F16	SIUE*	-	-	-	-	-	-	-	-	-	-	-	-
F18	at TTU*	-	-	-	-	-	-	-	-	-	-	-	-
F23	TSU*	-	-	-	-	-	-	-	-	-	-	-	-
F25	at MOR*	-	-	-	-	-	-	-	-	-	-	-	-

CANNON CAREER STATISTICS

					Total			3-Point			F-Throw			Rebounds								Scoring		
Year	GP	GS	Min	Avg	FG	FGA	Pct	FG	FGA	Pct	FT	FTA	Pct	Off	Def	Tot	Avg	PF	Ast	TO	Blk	Stl	Pts	Avg
2021-22*	5	0	14	2.8	3	6	.500	2	4	.500	1	2	.500	1	2	3	0.6	2	1	0	0	0	9	1.8
2022-23	1	0	6	6.0	0	1	.000	0	0	.000	0	0	.000	0	1	1	1.0	4	0	1	0	0	0	0.0
TOTAL	1	0	6	6.0	0	1	.000	0	0	.000	0	0	.000	0	1	1	1.0	4	0	1	0	0	0	0.0
All*	6	0	20	3.3	3	7	.429	2	4	.500	1	2	.500	1	3	4	0.7	6	1	1	0	0	9	1.5

Played 2021-22 seasons at Bradley

4



ANAYA BROWN

F | 6-1 | Fr. | Lexington, Ky. | Lafayette HS

SEASON HIGHS

Points	3, 2x, vs. Arkansas State (11/14/22)
FG Made	1 vs. Troy (11/10/22)
FG Att.	2 vs. Troy (11/10/22)
3PG Made	1 vs. Troy (11/10/22)
3FG Att.	2 vs. Troy (11/10/22)
FT Made	3 vs. Arkansas State (11/14/22)
FT Att.	4 vs. Arkansas State (11/14/22)
Rebounds	6 vs. Arkansas State (11/14/22)
Assists	2 vs. Troy (11/10/22)
Steals	1 vs. Troy (11/10/22)
Blocks	N/A
Minutes	27 vs. Troy (11/10/22)

CAREER HIGHS

Points	3, 2x, vs. Arkansas State (11/14/22)
FG Made	1 vs. Troy (11/10/22)
FG Att.	2 vs. Troy (11/10/22)
3PG Made	1 vs. Troy (11/10/22)
3FG Att.	2 vs. Troy (11/10/22)
FT Made	3 vs. Arkansas State (11/14/22)
FT Att.	4 vs. Arkansas State (11/14/22)
Rebounds	6 vs. Arkansas State (11/14/22)
Assists	2 vs. Troy (11/10/22)
Steals	1 vs. Troy (11/10/22)
Blocks	N/A
Minutes	27 vs. Troy (11/10/22)

MISCELLANEOUS CAREER STATISTICS

Games Played	1	Double-Doubles	0
Games Started	0	10+ Points	0
Led Team In Scoring	0	20+ Points	0
Led Team In Rebounding	0	5+ Rebounds	0
Led Team In Assists	0	10+ Rebounds	0
Led Team In Steals	0	5+ Assists	0
Led Team In Blocks	0	3+ Steals	0

BROWN GAME-BY-GAME STATISTICS

Date	Opp	GS	Min	FG	3FG	FT	O-D-R	PF	A	TO	S	B	PTS
N10	TROY		27:13	1-2	1-2	0-0	0-3-3	3	2	4	1	0	3
N14	ASU	-	15:01	0-3	0-0	3-4	2-4-6	3	0	1	0	0	3
N17	at MIZ	-	-	-	-	-	-	-	-	-	-	-	-
N21	vs MAR	-	-	-	-	-	-	-	-	-	-	-	-
N22	vs NSU	-	-	-	-	-	-	-	-	-	-	-	-
N23	vs PFW	-	-	-	-	-	-	-	-	-	-	-	-
N30	MUR	-	-	-	-	-	-	-	-	-	-	-	-
D4	at VU	-	-	-	-	-	-	-	-	-	-	-	-
D12	at SDS	-	-	-	-	-	-	-	-	-	-	-	-
D14	at SD	-	-	-	-	-	-	-	-	-	-	-	-
D17	at MOST	-	-	-	-	-	-	-	-	-	-	-	-
D22	at EVAN	-	-	-	-	-	-	-	-	-	-	-	-
D29	at LR*	-	-	-	-	-	-	-	-	-	-	-	-
D31	MOR*	-	-	-	-	-	-	-	-	-	-	-	-
J5	SEMO*	-	-	-	-	-	-	-	-	-	-	-	-
J7	TTU*	-	-	-	-	-	-	-	-	-	-	-	-
J12	at TSU*	-	-	-	-	-	-	-	-	-	-	-	-
J14	at USI*	-	-	-	-	-	-	-	-	-	-	-	-
J19	at SEMO*	-	-	-	-	-	-	-	-	-	-	-	-
J21	EIU*	-	-	-	-	-	-	-	-	-	-	-	-
J26	LIN*	-	-	-	-	-	-	-	-	-	-	-	-
J28	USI*	-	-	-	-	-	-	-	-	-	-	-	-
F2	at SIUE*	-	-	-	-	-	-	-	-	-	-	-	-
F4	at LIN*	-	-	-	-	-	-	-	-	-	-	-	-
F9	at EIU*	-	-	-	-	-	-	-	-	-	-	-	-
F11	LR*	-	-	-	-	-	-	-	-	-	-	-	-
F16	SIUE*	-	-	-	-	-	-	-	-	-	-	-	-
F18	at TTU*	-	-	-	-	-	-	-	-	-	-	-	-
F23	TSU*	-	-	-	-	-	-	-	-	-	-	-	-
F25	at MOR*	-	-	-	-	-	-	-	-	-	-	-	-

BROWN CAREER STATISTICS

				Total			3-Point			F-Throw			Rebounds								Scoring			
Year	GP	GS	Min	Avg	FG	FGA	Pct	FG	FGA	Pct	FT	FTA	Pct	Off	Def	Tot	Avg	PF	Ast	TO	Blk	Stl	Pts	Avg
2022-23	2	0	42	21.0	1	5	.200	1	2	.500	3	4	.750	2	7	9	4.5	6	2	5	0	1	6	3.0
TOTAL	2	0	42	21.0	1	5	.200	1	2	.500	3	4	.750	2	7	9	4.5	6	2	5	0	1	6	3.0

PLAYER SUMMARIES



SEYGAN ROBINS

G | 5-8 | Gr. | Harrodsburg, Ky. | Louisville

SEASON HIGHS

Points	14 vs. Troy (11/10/22)
FG Made	5 vs. Troy (11/10/22)
FG Att.	12 vs. Troy (11/10/22)
3PG Made	4 vs. Troy (11/10/22)
3FG Att.	8 vs. Troy (11/10/22)
FT Made	N/A
FT Att.	N/A
Rebounds	2 vs. Arkansas State (11/14/22)
Assists	1 vs. Arkansas State (11/14/22)
Steals	1 vs. Troy (11/10/22)
Blocks	N/A
Minutes	31 vs. Troy (11/10/22)

CAREER HIGHS

Points	26 vs. SIUE (3/2/22)
FG Made	7 vs. SIUE (3/2/22)
FG Att.	15 vs. SIUE (3/2/22)
3PG Made	6, 3x, vs. SIUE (3/2/22)
3FG Att.	12 vs. SIUE (3/2/22)
FT Made	6 vs. SIUE (3/2/22)
FT Att.	6 vs. SIUE (3/2/22)
Rebounds	7 vs. Western Kentucky (11/15/21)
Assists	6, 4x, vs. SIUE (3/2/22)
Steals	5 vs. Tennessee State (2/5/22)
Blocks	1, 5x, vs. Tennessee State (2/5/22)
Minutes	39, 2x, at Kansas State (11/12/21)

MISCELLANEOUS CAREER STATISTICS

Games Played	76 48 at UTM	Double-Doubles	0
Games Started	39 at UTM	10+ Points	15
Led Team In Scoring	5	20+ Points	1
Led Team In Rebounding	0	5+ Rebounds	7
Led Team In Assists	22	10+ Rebounds	0
Led Team In Steals	15	5+ Assists	7
Led Team In Blocks	2	3+ Steals	11

ROBINS GAME-BY-GAME STATISTICS

Date	Opp	GS	Min	FG	3FG	FT	O-D-R	PF	A	T	S	B	PTS
N10	TROY	*	31:16	5-12	4-8	0-0	0-1-1	0	0	8	1	0	14
N14	ASU	*	16:36	0-6	0-1	0-0	0-2-2	0	1	1	0	0	0
N17	at MIZ	-	-	-	-	-	-	-	-	-	-	-	-
N21	vs MAR	-	-	-	-	-	-	-	-	-	-	-	-
N22	vs NSU	-	-	-	-	-	-	-	-	-	-	-	-
N23	vs PFW	-	-	-	-	-	-	-	-	-	-	-	-
N30	MUR	-	-	-	-	-	-	-	-	-	-	-	-
D4	at VU	-	-	-	-	-	-	-	-	-	-	-	-
D12	at SDS	-	-	-	-	-	-	-	-	-	-	-	-
D14	at SD	-	-	-	-	-	-	-	-	-	-	-	-
D17	at MOST	-	-	-	-	-	-	-	-	-	-	-	-
D22	at EVAN	-	-	-	-	-	-	-	-	-	-	-	-
D29	at LR*	-	-	-	-	-	-	-	-	-	-	-	-
D31	MOR*	-	-	-	-	-	-	-	-	-	-	-	-
J5	SEMO*	-	-	-	-	-	-	-	-	-	-	-	-
J7	TTU*	-	-	-	-	-	-	-	-	-	-	-	-
J12	at TSU*	-	-	-	-	-	-	-	-	-	-	-	-
J14	at USI*	-	-	-	-	-	-	-	-	-	-	-	-
J19	at SEMO*	-	-	-	-	-	-	-	-	-	-	-	-
J21	EIU*	-	-	-	-	-	-	-	-	-	-	-	-
J26	LIN*	-	-	-	-	-	-	-	-	-	-	-	-
J28	USI*	-	-	-	-	-	-	-	-	-	-	-	-
F2	at SIUE*	-	-	-	-	-	-	-	-	-	-	-	-
F4	at LIN*	-	-	-	-	-	-	-	-	-	-	-	-
F9	at EIU*	-	-	-	-	-	-	-	-	-	-	-	-
F11	LR*	-	-	-	-	-	-	-	-	-	-	-	-
F16	SIUE*	-	-	-	-	-	-	-	-	-	-	-	-
F18	at TTU*	-	-	-	-	-	-	-	-	-	-	-	-
F23	TSU*	-	-	-	-	-	-	-	-	-	-	-	-
F25	at MOR*	-	-	-	-	-	-	-	-	-	-	-	-

ROBINS CAREER STATISTICS

					Total			3-Point			F-Throw			Rebounds			Scoring							
Year	GP	GS	Min	Avg	FG	FGA	Pct	FG	FGA	Pct	FT	FTA	Pct	Off	Def	Tot	Avg	PF	Ast	TO	Blk	Stl	Pts	Avg
2018-19*	26	0	195	7.5	13	37	.351	8	30	.267	7	12	.583	2	11	13	0.5	21	21	18	1	9	41	1.6
2019-20*	2	0	22	11.0	0	5	.000	0	4	.000	0	0	.000	0	6	6	3.0	5	1	2	0	2	0	0.0
2020-21	27	27	834	30.9	69	162	.426	48	106	.453	23	29	.793	10	50	60	2.2	47	90	68	2	37	209	7.7
2021-22	19	10	579	30.5	61	154	.396	42	96	.438	23	24	.958	6	40	46	2.4	37	53	37	2	30	187	9.8
2022-23	2	2	48	24.0	5	18	.278	4	9	.444	0	0	.000	0	3	3	1.5	0	1	9	0	1	14	7.0
TOTAL	48	39	1461	30.4	135	334	.404	94	211	.445	46	53	.868	16	93	109	2.3	84	144	114	4	69	451	5.9
All*	76	39	1678	22.1	148	376	.394	102	245	.416	53	65	.815	18	110	128	1.7	110	166	134	5	79	451	5.9

*Played 2018-19 and 2019-20 seasons at Louisville



SHAE LITTLEFORD

G | 5-7 | So. | Charleston, Ill. | Charleston HS

SEASON HIGHS

Points	19 vs. Arkansas State (11/14/22)
FG Made	6 vs. Arkansas State (11/14/22)
FG Att.	14 vs. Arkansas State (11/14/22)
3PG Made	2 vs. Arkansas State (11/14/22)
3FG Att.	5 vs. Arkansas State (11/14/22)
FT Made	6 vs. Troy (11/10/22)
FT Att.	6, 2x, vs. Arkansas State (11/14/22)
Rebounds	5, 2x, vs. Arkansas State (11/14/22)
Assists	6 vs. Arkansas State (11/14/22)
Steals	4 vs. Troy (11/10/22)
Blocks	N/A
Minutes	39 vs. Arkansas State (11/14/22)

CAREER HIGHS

Points	21 vs. Morehead State (2/16/22)
FG Made	6, 3x, vs. Arkansas State (11/14/22)
FG Att.	14, 2x, vs. Arkansas State (11/14/22)
3PG Made	4 vs. Morehead State (2/16/22)
3FG Att.	5, 3x, vs. Arkansas State (11/14/22)
FT Made	8 vs. SIUE (3/2/22)
FT Att.	12 vs. SIUE (3/2/22)
Rebounds	6 vs. Saint Louis (12/5/21)
Assists	6 vs. Arkansas State (11/14/22)
Steals	6 at Southeast Missouri (2/24/22)
Blocks	1, 3x, vs. Murray State (2/19/22)
Minutes	40, 5x, vs. Belmont (2/7/22)

MISCELLANEOUS CAREER STATISTICS

Games Played	26	Double-Doubles	0
Games Started	25	10+ Points	15
Led Team In Scoring	4	20+ Points	1
Led Team In Rebounding	1	5+ Rebounds	4
Led Team In Assists	7	10+ Rebounds	0
Led Team In Steals	8	5+ Assists	3
Led Team In Blocks	2	3+ Steals	7

LITTLEFORD GAME-BY-GAME STATISTICS

Date	Opp	GS	Min	FG	3FG	FT	O-D-R	PF	A	T	S	B	PTS
N10	TROY	*	25:42	1-3	0-0	6-6	1-4-5	4	5	2	4	0	8
N14	ASU	*	39:28	6-14	2-5	5-6	3-2-5	3	6	0	1	0	19
N17	at MIZ	-	-	-	-	-	-	-	-	-	-	-	-
N21	vs MAR	-	-	-	-	-	-	-	-	-	-	-	-
N22	vs NSU	-	-	-	-	-	-	-	-	-	-	-	-
N23	vs PFW	-	-	-	-	-	-	-	-	-	-	-	-
N30	MUR	-	-	-	-	-	-	-	-	-	-	-	-
D4	at VU	-	-	-	-	-	-	-	-	-	-	-	-
D12	at SDS	-	-	-	-	-	-	-	-	-	-	-	-
D14	at SD	-	-	-	-	-	-	-	-	-	-	-	-
D17	at MOST	-	-	-	-	-	-	-	-	-	-	-	-
D22	at EVAN	-	-	-	-	-	-	-	-	-	-	-	-
D29	at LR*	-	-	-	-	-	-	-	-	-	-	-	-
D31	MOR*	-	-	-	-	-	-	-	-	-	-	-	-
J5	SEMO*	-	-	-	-	-	-	-	-	-	-	-	-
J7	TTU*	-	-	-	-	-	-	-	-	-	-	-	-
J12	at TSU*	-	-	-	-	-	-	-	-	-	-	-	-
J14	at USI*	-	-	-	-	-	-	-	-	-	-	-	-
J19	at SEMO*	-	-	-	-	-	-	-	-	-	-	-	-
J21	EIU*	-	-	-	-	-	-	-	-	-	-	-	-
J26	LIN*	-	-	-	-	-	-	-	-	-	-	-	-
J28	USI*	-	-	-	-	-	-	-	-	-	-	-	-
F2	at SIUE*	-	-	-	-	-	-	-	-	-	-	-	-
F4	at LIN*	-	-	-	-	-	-	-	-	-	-	-	-
F9	at EIU*	-	-	-	-	-	-	-	-	-	-	-	-
F11	LR*	-	-	-	-	-	-	-	-	-	-	-	-
F16	SIUE*	-	-	-	-	-	-	-	-	-	-	-	-
F18	at TTU*	-	-	-	-	-	-	-	-	-	-	-	-
F23	TSU*	-	-	-	-	-	-	-	-	-	-	-	-
F25	at MOR*	-	-	-	-	-	-	-	-	-	-	-	-

LITTLEFORD CAREER STATISTICS

					Total			3-Point			F-Throw			Rebounds								Scoring		
Year	GP	GS	Min	Avg	FG	FGA	Pct	FG	FGA	Pct	FT	FTA	Pct	Off	Def	Tot	Avg	PF	Ast	TO	Blk	Stl	Pts	Avg
2021-22	24	23	827	34.5	83	226	.367	18	59	.305	81	109	.743	8	50	58	2.4	51	49	66	3	42	265	11.0
2022-23	2	2	64	32.0	7	17	.412	2	5	.400	11	12	.917	4	6	10	5.0	7	11	2	0	5	27	13.5
TOTAL	26	25	891	34.3	90	243	.370	20	64	.313	92	121	.760	12	56	68	2.6	58	60	68	3	47	292	11.2

PLAYER SUMMARIES

12



LEXI RUBEL

G/F | 6-1 | Fr. | Cape Girardeau, Mo. | Notre Dame HS

14



CLARA GARLAND

C | 6-5 | Fr. | Iuka, Miss. | Tishomingo County HS

SEASON HIGHS

Points	7 vs. Arkansas State (11/14/22)
FG Made	3 vs. Arkansas State (11/14/22)
FG Att.	4 vs. Arkansas State (11/14/22)
3PG Made	N/A
3FG Att.	N/A
FT Made	1 vs. Arkansas State (11/14/22)
FT Att.	2 vs. Arkansas State (11/14/22)
Rebounds	5 vs. Arkansas State (11/14/22)
Assists	2 vs. Arkansas State (11/14/22)
Steals	1 vs. Arkansas State (11/14/22)
Blocks	1 vs. Arkansas State (11/14/22)
Minutes	31 vs. Arkansas State (11/14/22)

CAREER HIGHS

Points	7 vs. Arkansas State (11/14/22)
FG Made	3 vs. Arkansas State (11/14/22)
FG Att.	4 vs. Arkansas State (11/14/22)
3PG Made	N/A
3FG Att.	N/A
FT Made	1 vs. Arkansas State (11/14/22)
FT Att.	2 vs. Arkansas State (11/14/22)
Rebounds	5 vs. Arkansas State (11/14/22)
Assists	2 vs. Arkansas State (11/14/22)
Steals	1 vs. Arkansas State (11/14/22)
Blocks	1 vs. Arkansas State (11/14/22)
Minutes	31 vs. Arkansas State (11/14/22)

MISCELLANEOUS CAREER STATISTICS

Games Played	2	Double-Doubles	0
Games Started	2	10+ Points	0
Led Team In Scoring	0	20+ Points	0
Led Team In Rebounding	0	5+ Rebounds	1
Led Team In Assists	0	10+ Rebounds	0
Led Team In Steals	0	5+ Assists	0
Led Team In Blocks	0	3+ Steals	0

RUBEL GAME-BY-GAME STATISTICS

Date	Opp	GS	Min	FG	3FG	FT	O-D-R	PF	A	TO	S	B	PTS
N10	TROY	*	12:52	0-0	0-0	0-0	0-1-1	1	0	2	0	0	0
N14	ASU	*	31:15	3-4	0-0	1-2	2-3-5	0	2	2	1	1	7
N17	at MIZ	-	-	-	-	-	-	-	-	-	-	-	-
N21	vs MAR	-	-	-	-	-	-	-	-	-	-	-	-
N22	vs NSU	-	-	-	-	-	-	-	-	-	-	-	-
N23	vs PFW	-	-	-	-	-	-	-	-	-	-	-	-
N30	MUR	-	-	-	-	-	-	-	-	-	-	-	-
D4	at VU	-	-	-	-	-	-	-	-	-	-	-	-
D12	at SDS	-	-	-	-	-	-	-	-	-	-	-	-
D14	at SD	-	-	-	-	-	-	-	-	-	-	-	-
D17	at MOST	-	-	-	-	-	-	-	-	-	-	-	-
D22	at EVAN	-	-	-	-	-	-	-	-	-	-	-	-
D29	at LR*	-	-	-	-	-	-	-	-	-	-	-	-
D31	MOR*	-	-	-	-	-	-	-	-	-	-	-	-
J5	SEMO*	-	-	-	-	-	-	-	-	-	-	-	-
J7	TTU*	-	-	-	-	-	-	-	-	-	-	-	-
J12	at TSU*	-	-	-	-	-	-	-	-	-	-	-	-
J14	at USI*	-	-	-	-	-	-	-	-	-	-	-	-
J19	at SEMO*	-	-	-	-	-	-	-	-	-	-	-	-
J21	EIU*	-	-	-	-	-	-	-	-	-	-	-	-
J26	LIN*	-	-	-	-	-	-	-	-	-	-	-	-
J28	USI*	-	-	-	-	-	-	-	-	-	-	-	-
F2	at SIUE*	-	-	-	-	-	-	-	-	-	-	-	-
F4	at LIN*	-	-	-	-	-	-	-	-	-	-	-	-
F9	at EIU*	-	-	-	-	-	-	-	-	-	-	-	-
F11	LR*	-	-	-	-	-	-	-	-	-	-	-	-
F16	SIUE*	-	-	-	-	-	-	-	-	-	-	-	-
F18	at TTU*	-	-	-	-	-	-	-	-	-	-	-	-
F23	TSU*	-	-	-	-	-	-	-	-	-	-	-	-
F25	at MOR*	-	-	-	-	-	-	-	-	-	-	-	-

RUBEL CAREER STATISTICS

				Total			3-Point			F-Throw			Rebounds										Scoring	
Year	GP	GS	Min	Avg	FG	FGA	Pct	FG	FGA	Pct	FT	FTA	Pct	Off	Def	Tot	Avg	PF	Ast	TO	Blk	Stl	Pts	Avg
2022-23	2	2	43	21.5	3	4	.750	0	0	.000	1	2	.500	2	4	6	3.0	1	2	4	1	1	7	3.5
TOTAL	2	2	43	21.5	3	4	.750	0	0	.000	1	2	.500	2	4	6	3.0	1	2	4	1	1	7	3.5

SEASON HIGHS

Points	N/A
FG Made	N/A
FG Att.	N/A
3PG Made	N/A
3FG Att.	N/A
FT Made	N/A
FT Att.	N/A
Rebounds	N/A
Assists	N/A
Steals	N/A
Blocks	N/A
Minutes	N/A

CAREER HIGHS

Points	N/A
FG Made	N/A
FG Att.	N/A
3PG Made	N/A
3FG Att.	N/A
FT Made	N/A
FT Att.	N/A
Rebounds	N/A
Assists	N/A
Steals	N/A
Blocks	N/A
Minutes	N/A

MISCELLANEOUS CAREER STATISTICS

Games Played	0	Double-Doubles	0
Games Started	0	10+ Points	0
Led Team In Scoring	0	20+ Points	0
Led Team In Rebounding	0	5+ Rebounds	0
Led Team In Assists	0	10+ Rebounds	0
Led Team In Steals	0	5+ Assists	0
Led Team In Blocks	0	3+ Steals	0

GARLAND GAME-BY-GAME STATISTICS

Date	Opp	GS	Min	FG	3FG	FT	O-D-R	PF	A	TO	S	B	PTS
N10	TROY	-	-	-	-	DNP	-	-	-	-	-	-	-
N14	ASU	-	-	-	-	DNP	-	-	-	-	-	-	-
N17	at MIZ	-	-	-	-	-	-	-	-	-	-	-	-
N21	vs MAR	-	-	-	-	-	-	-	-	-	-	-	-
N22	vs NSU	-	-	-	-	-	-	-	-	-	-	-	-
N23	vs PFW	-	-	-	-	-	-	-	-	-	-	-	-
N30	MUR	-	-	-	-	-	-	-	-	-	-	-	-
D4	at VU	-	-	-	-	-	-	-	-	-	-	-	-
D12	at SDS	-	-	-	-	-	-	-	-	-	-	-	-
D14	at SD	-	-	-	-	-	-	-	-	-	-	-	-
D17	at MOST	-	-	-	-	-	-	-	-	-	-	-	-
D22	at EVAN	-	-	-	-	-	-	-	-	-	-	-	-
D29	at LR*	-	-	-	-	-	-	-	-	-	-	-	-
D31	MOR*	-	-	-	-	-	-	-	-	-	-	-	-
J5	SEMO*	-	-	-	-	-	-	-	-	-	-	-	-
J7	TTU*	-	-	-	-	-	-	-	-	-	-	-	-
J12	at TSU*	-	-	-	-	-	-	-	-	-	-	-	-
J14	at USI*	-	-	-	-	-	-	-	-	-	-	-	-
J19	at SEMO*	-	-	-	-	-	-	-	-	-	-	-	-
J21	EIU*	-	-	-	-	-	-	-	-	-	-	-	-
J26	LIN*	-	-	-	-	-	-	-	-	-	-	-	-
J28	USI*	-	-	-	-	-	-	-	-	-	-	-	-
F2	at SIUE*	-	-	-	-	-	-	-	-	-	-	-	-
F4	at LIN*	-	-	-	-	-	-	-	-	-	-	-	-
F9	at EIU*	-	-	-	-	-	-	-	-	-	-	-	-
F11	LR*	-	-	-	-	-	-	-	-	-	-	-	-
F16	SIUE*	-	-	-	-	-	-	-	-	-	-	-	-
F18	at TTU*	-	-	-	-	-	-	-	-	-	-	-	-
F23	TSU*	-	-	-	-	-	-	-	-	-	-	-	-
F25	at MOR*	-	-	-	-	-	-	-	-	-	-	-	-

GARLAND CAREER STATISTICS

				Total			3-Point			F-Throw			Rebounds								Scoring			
Year	GP	GS	Min	Avg	FG	FGA	Pct	FG	FGA	Pct	FT	FTA	Pct	Off	Def	Tot	Avg	PF	Ast	TO	Blk	Stl	Pts	Avg
2022-23	-	-	-	-	-	-	-	-	-	-	-	-	-	-	-	-	-	-	-	-	-	-	-	-
TOTAL	-	-	-	-	-	-	-	-	-	-	-	-	-	-	-	-	-	-	-	-	-	-	-	-

PLAYER SUMMARIES

20



HALEY HALLETT

F | 6-1 | Fr. | Savannah, Tenn. | Hardin County HS

SEASON HIGHS				CAREER HIGHS			
Points	N/A	Points	N/A	Points	N/A	Points	N/A
FG Made	N/A	FG Made	N/A	FG Made	N/A	FG Made	N/A
FG Att.	N/A	FG Att.	N/A	FG Att.	N/A	FG Att.	N/A
3PG Made	N/A	3PG Made	N/A	3PG Made	N/A	3PG Made	N/A
3FG Att.	N/A	3FG Att.	N/A	3FG Att.	N/A	3FG Att.	N/A
FT Made	N/A	FT Made	N/A	FT Made	N/A	FT Made	N/A
FT Att.	N/A	FT Att.	N/A	FT Att.	N/A	FT Att.	N/A
Rebounds	N/A	Rebounds	N/A	Rebounds	N/A	Rebounds	N/A
Assists	N/A	Assists	N/A	Assists	N/A	Assists	N/A
Steals	N/A	Steals	N/A	Steals	N/A	Steals	N/A
Blocks	N/A	Blocks	N/A	Blocks	N/A	Blocks	N/A
Minutes	N/A	Minutes	N/A	Minutes	N/A	Minutes	N/A

MISCELLANEOUS CAREER STATISTICS			
Games Played	0	Double-Doubles	0
Games Started	0	10+ Points	0
Led Team In Scoring	0	20+ Points	0
Led Team In Rebounding	0	5+ Rebounds	0
Led Team In Assists	0	10+ Rebounds	0
Led Team In Steals	0	5+ Assists	0
Led Team In Blocks	0	3+ Steals	0

HALLETT GAME-BY-GAME STATISTICS													
Date	Opp	GS	Min	FG	3FG	FT	O-D-R	PF	A	TO	S	B	PTS
N10	TROY	-	-	-	-	DNP	-	-	-	-	-	-	-
N14	ASU	-	-	-	-	DNP	-	-	-	-	-	-	-
N17	at MIZ	-	-	-	-	-	-	-	-	-	-	-	-
N21	vs MAR	-	-	-	-	-	-	-	-	-	-	-	-
N22	vs NSU	-	-	-	-	-	-	-	-	-	-	-	-
N23	vs PFW	-	-	-	-	-	-	-	-	-	-	-	-
N30	MUR	-	-	-	-	-	-	-	-	-	-	-	-
D4	at VU	-	-	-	-	-	-	-	-	-	-	-	-
D12	at SDS	-	-	-	-	-	-	-	-	-	-	-	-
D14	at SD	-	-	-	-	-	-	-	-	-	-	-	-
D17	at MOST	-	-	-	-	-	-	-	-	-	-	-	-
D22	at EVAN	-	-	-	-	-	-	-	-	-	-	-	-
D29	at LR*	-	-	-	-	-	-	-	-	-	-	-	-
D31	MOR*	-	-	-	-	-	-	-	-	-	-	-	-
J5	SEMO*	-	-	-	-	-	-	-	-	-	-	-	-
J7	TTU*	-	-	-	-	-	-	-	-	-	-	-	-
J12	at TSU*	-	-	-	-	-	-	-	-	-	-	-	-
J14	at USI*	-	-	-	-	-	-	-	-	-	-	-	-
J19	at SEMO*	-	-	-	-	-	-	-	-	-	-	-	-
J21	EIU*	-	-	-	-	-	-	-	-	-	-	-	-
J26	LIN*	-	-	-	-	-	-	-	-	-	-	-	-
J28	USI*	-	-	-	-	-	-	-	-	-	-	-	-
F2	at SIUE*	-	-	-	-	-	-	-	-	-	-	-	-
F4	at LIN*	-	-	-	-	-	-	-	-	-	-	-	-
F9	at EIU*	-	-	-	-	-	-	-	-	-	-	-	-
F11	LR*	-	-	-	-	-	-	-	-	-	-	-	-
F16	SIUE*	-	-	-	-	-	-	-	-	-	-	-	-
F18	at TTU*	-	-	-	-	-	-	-	-	-	-	-	-
F23	TSU*	-	-	-	-	-	-	-	-	-	-	-	-
F25	at MOR*	-	-	-	-	-	-	-	-	-	-	-	-

HALLETT CAREER STATISTICS																												
Year	GP GS Min Avg				Total			3-Point			F-Throw			Rebounds				PF	Ast	TO	Blk	Stl	Scoring					
	FG	FGA	Pct	FG	FGA	Pct	FT	FTA	Pct	Off	Def	Tot	Avg	Pts	Avg													
2022-23	-	-	-	-	-	-	-	-	-	-	-	-	-	-	-	-	-	-	-	-	-	-	-	-	-	-	-	-
TOTAL	-	-	-	-	-	-	-	-	-	-	-	-	-	-	-	-	-	-	-	-	-	-	-	-	-	-	-	-

23



SHARNECCE CURRIE-JELKS

F | 6-2 | Fr. | Jackson, Tenn. | Southside HS

SEASON HIGHS				CAREER HIGHS			
Points	14 vs. Troy (11/10/22)	Points	14 vs. Troy (11/10/22)	Points	14 vs. Troy (11/10/22)	Points	14 vs. Troy (11/10/22)
FG Made	7 vs. Troy (11/10/22)	FG Made	7 vs. Troy (11/10/22)	FG Made	7 vs. Troy (11/10/22)	FG Made	7 vs. Troy (11/10/22)
FG Att.	9 vs. Troy (11/10/22)	FG Att.	9 vs. Troy (11/10/22)	FG Att.	9 vs. Troy (11/10/22)	FG Att.	9 vs. Troy (11/10/22)
3PG Made	N/A	3PG Made	N/A	3PG Made	N/A	3PG Made	N/A
3FG Att.	N/A	3FG Att.	N/A	3FG Att.	N/A	3FG Att.	N/A
FT Made	2 vs. Arkansas State (11/14/22)	FT Made	2 vs. Arkansas State (11/14/22)	FT Made	2 vs. Arkansas State (11/14/22)	FT Made	2 vs. Arkansas State (11/14/22)
FT Att.	4 vs. Arkansas State (11/14/22)	FT Att.	4 vs. Arkansas State (11/14/22)	FT Att.	4 vs. Arkansas State (11/14/22)	FT Att.	4 vs. Arkansas State (11/14/22)
Rebounds	15 vs. Troy (11/10/22)	Rebounds	15 vs. Troy (11/10/22)	Rebounds	15 vs. Troy (11/10/22)	Rebounds	15 vs. Troy (11/10/22)
Assists	N/A	Assists	N/A	Assists	N/A	Assists	N/A
Steals	N/A	Steals	N/A	Steals	N/A	Steals	N/A
Blocks	1, 2x, vs. Arkansas State (11/14/22)	Blocks	1, 2x, vs. Arkansas State (11/14/22)	Blocks	1, 2x, vs. Arkansas State (11/14/22)	Blocks	1, 2x, vs. Arkansas State (11/14/22)
Minutes	32 vs. Troy (11/10/22)	Minutes	32 vs. Troy (11/10/22)	Minutes	32 vs. Troy (11/10/22)	Minutes	32 vs. Troy (11/10/22)

MISCELLANEOUS CAREER STATISTICS			
Games Played	2	Double-Doubles	1
Games Started	2	10+ Points	1
Led Team In Scoring	0	20+ Points	0
Led Team In Rebounding	2	5+ Rebounds	2
Led Team In Assists	0	10+ Rebounds	1
Led Team In Steals	0	5+ Assists	0
Led Team In Blocks	0	3+ Steals	0

CURRIE-JELKS GAME-BY-GAME STATISTICS													
Date	Opp	GS	Min	FG	3FG	FT	O-D-R	PF	A	TO	S	B	PTS
N10	TROY	*	32:07	7-9	0-0	0-0	4-11-15	3	0	2	0	1	14
N14	ASU	*	24:34	0-2	0-0	2-4	3-5-8	3	0	0	0	1	2
N17	at MIZ	-	-	-	-	-	-	-	-	-	-	-	-
N21	vs MAR	-	-	-	-	-	-	-	-	-	-	-	-
N22	vs NSU	-	-	-	-	-	-	-	-	-	-	-	-
N23	vs PFW	-	-	-	-	-	-	-	-	-	-	-	-
N30	MUR	-	-	-	-	-	-	-	-	-	-	-	-
D4	at VU	-	-	-	-	-	-	-	-	-	-	-	-
D12	at SDS	-	-	-	-	-	-	-	-	-	-	-	-
D14	at SD	-	-	-	-	-	-	-	-	-	-	-	-
D17	at MOST	-	-	-	-	-	-	-	-	-	-	-	-
D22	at EVAN	-	-	-	-	-	-	-	-	-	-	-	-
D29	at LR*	-	-	-	-	-	-	-	-	-	-	-	-
D31	MOR*	-	-	-	-	-	-	-	-	-	-	-	-
J5	SEMO*	-	-	-	-	-	-	-	-	-	-	-	-
J7	TTU*	-	-	-	-	-	-	-	-	-	-	-	-
J12	at TSU*	-	-	-	-	-	-	-	-	-	-	-	-
J14	at USI*	-	-	-	-	-	-	-	-	-	-	-	-
J19	at SEMO*	-	-	-	-	-	-	-	-	-	-	-	-
J21	EIU*	-	-	-	-	-	-	-	-	-	-	-	-
J26	LIN*	-	-	-	-	-	-	-	-	-	-	-	-
J28	USI*	-	-	-	-	-	-	-	-	-	-	-	-
F2	at SIUE*	-	-	-	-	-	-	-	-	-	-	-	-
F4	at LIN*	-	-	-	-	-	-	-	-	-	-	-	-
F9	at EIU*	-	-	-	-	-	-	-	-	-	-	-	-
F11	LR*	-	-	-	-	-	-	-	-	-	-	-	-
F16	SIUE*	-	-	-	-	-	-	-	-	-	-	-	-
F18	at TTU*	-	-	-	-	-	-	-	-	-	-	-	-
F23	TSU*	-	-	-	-	-	-	-	-	-	-	-	-
F25	at MOR*	-	-	-	-	-	-	-	-	-	-	-	-

CURRIE-JELKS CAREER STATISTICS																												
Year					Total			3-Point			F-Throw			Rebounds								Scoring						
	GP	GS	Min	Avg	FG	FGA	Pct	FG	FGA	Pct	FT	FTA	Pct	Off	Def	Tot	Avg	PF	Ast	TO	Blk	Stl	Pts	Avg				
2022-23	2	2	58	29.0	7	11	.636	0	0	.000	2	4	.500	7	16	23	11.5	6	0	2	2	0	16	8.0				
TOTAL	2	2	58	29.0	7	11	.636	0	0	.000	2	4	.500	7	16	23	11.5	6	0	2	2	0	16	8.0				

PLAYER SUMMARIES

25

PAIGE PIPKIN

G | 5-10 | Gr. | Henderson, Tenn. | Chester County HS



SEASON HIGHS

Points	23 vs. Arkansas State (11/14/22)
FG Made	10 vs. Arkansas State (11/14/22)
FG Att.	16 vs. Arkansas State (11/14/22)
3PG Made	2, 2x, vs. Arkansas State (11/14/22)
3FG Att.	6 vs. Troy (11/10/22)
FT Made	2 vs. Troy (11/10/22)
FT Att.	5 vs. Troy (11/10/22)
Rebounds	5, 2x, vs. Arkansas State (11/14/22)
Assists	4 vs. Troy (11/10/22)
Steals	3 vs. Arkansas State (11/14/22)
Blocks	N/A
Minutes	28 vs. Arkansas State (11/14/22)

CAREER HIGHS

Points	33 at Austin Peay (12/30/21)
FG Made	11 at Austin Peay (12/30/21)
FG Att.	17 at Austin Peay (12/30/21)
3PG Made	6 vs. Morehead State (2/18/21)
3FG Att.	8 vs. Morehead State (2/18/21)
FT Made	8 at Austin Peay (12/30/21)
FT Att.	9 at Austin Peay (12/30/21)
Rebounds	9 vs. No. 24 Virginia Tech (11/27/21)
Assists	7 at Morehead State (1/24/22)
Steals	5, 3x, vs. SIUE (3/2/22)
Blocks	2 at Morehead State (1/23/21)
Minutes	40, 3x, vs. Bowling Green (12/21/21)

MISCELLANEOUS CAREER STATISTICS

Games Played	59	Double-Doubles	0
Games Started	56	10+ Points	26
Led Team In Scoring	16	20+ Points	5
Led Team In Rebounding	9	5+ Rebounds	13
Led Team In Assists	18	10+ Rebounds	0
Led Team In Steals	16	5+ Assists	7
Led Team In Blocks	6	3+ Steals	9

PIPKIN GAME-BY-GAME STATISTICS

Date	Opp	GS	Min	FG	3FG	FT	O-D-R	PF	A	T	S	B	PTS
N10	TROY		23:07	5-9	2-6	2-5	1-4-5	2	4	4	0	0	14
N14	ASU		28:23	10-16	2-4	1-1	0-5-5	0	1	0	3	0	23
N17	at MIZ	-	-	-	-	-	-	-	-	-	-	-	-
N21	vs MAR	-	-	-	-	-	-	-	-	-	-	-	-
N22	vs NSU	-	-	-	-	-	-	-	-	-	-	-	-
N23	vs PFW	-	-	-	-	-	-	-	-	-	-	-	-
N30	MUR	-	-	-	-	-	-	-	-	-	-	-	-
D4	at VU	-	-	-	-	-	-	-	-	-	-	-	-
D12	at SDS	-	-	-	-	-	-	-	-	-	-	-	-
D14	at SD	-	-	-	-	-	-	-	-	-	-	-	-
D17	at MOST	-	-	-	-	-	-	-	-	-	-	-	-
D22	at EVAN	-	-	-	-	-	-	-	-	-	-	-	-
D29	at LR*	-	-	-	-	-	-	-	-	-	-	-	-
D31	MOR*	-	-	-	-	-	-	-	-	-	-	-	-
J5	SEMO*	-	-	-	-	-	-	-	-	-	-	-	-
J7	TTU*	-	-	-	-	-	-	-	-	-	-	-	-
J12	at TSU*	-	-	-	-	-	-	-	-	-	-	-	-
J14	at USI*	-	-	-	-	-	-	-	-	-	-	-	-
J19	at SEMO*	-	-	-	-	-	-	-	-	-	-	-	-
J21	EIU*	-	-	-	-	-	-	-	-	-	-	-	-
J26	LIN*	-	-	-	-	-	-	-	-	-	-	-	-
J28	USI*	-	-	-	-	-	-	-	-	-	-	-	-
F2	at SIUE*	-	-	-	-	-	-	-	-	-	-	-	-
F4	at LIN*	-	-	-	-	-	-	-	-	-	-	-	-
F9	at EIU*	-	-	-	-	-	-	-	-	-	-	-	-
F11	LR*	-	-	-	-	-	-	-	-	-	-	-	-
F16	SIUE*	-	-	-	-	-	-	-	-	-	-	-	-
F18	at TTU*	-	-	-	-	-	-	-	-	-	-	-	-
F23	TSU*	-	-	-	-	-	-	-	-	-	-	-	-
F25	at MOR*	-	-	-	-	-	-	-	-	-	-	-	-

PIPKIN CAREER STATISTICS

Year	GP	GS	Min	Avg	Total	3-Point	F-Throw	Rebounds	PF	Ast	TO	Blk	Stl	Scoring
					FG	FGA	Pct	FT	FTA	Pct	Off	Def	Tot	Pts
2017-18	-	-	-	-	-	-	-	Redshirted	-	-	-	-	-	-
2018-19	3	3	55	18.3	4	16	.250	0	7	.000	0	0	.000	8
2019-20	-	-	-	-	-	-	-	Injured	-	-	-	-	-	-
2020-21	26	25	687	26.4	65	159	.409	29	75	.387	30	41	.732	189
2021-22	28	28	914	32.6	113	288	.392	38	113	.336	80	97	.825	344
2022-23	2	0	52	26.0	15	25	.600	4	10	.400	3	6	.500	37
TOTAL	59	56	1708	28.9	197	488	.404	71	205	.346	113	144	.785	578

33

JOSIE STOREY

G | 5-10 | Fr. | Mountain View, Ark. | Mountain View HS



SEASON HIGHS

Points	N/A
FG Made	N/A
FG Att.	3 vs. Arkansas State (11/14/22)
3PG Made	N/A
3FG Att.	# vs. Arkansas State (11/14/22)
FT Made	N/A
FT Att.	N/A
Rebounds	1, 2x, vs. Arkansas State (11/14/22)
Assists	N/A
Steals	1 vs. Arkansas State (11/14/22)
Blocks	N/A
Minutes	7 vs. Arkansas State (11/14/22)

CAREER HIGHS

Points	N/A
FG Made	N/A
FG Att.	3 vs. Arkansas State (11/14/22)
3PG Made	N/A
3FG Att.	# vs. Arkansas State (11/14/22)
FT Made	N/A
FT Att.	N/A
Rebounds	1, 2x, vs. Arkansas State (11/14/22)
Assists	N/A
Steals	1 vs. Arkansas State (11/14/22)
Blocks	N/A
Minutes	7 vs. Arkansas State (11/14/22)

MISCELLANEOUS CAREER STATISTICS

Games Played	2	Double-Doubles	0
Games Started	0	10+ Points	0
Led Team In Scoring	0	20+ Points	0
Led Team In Rebounding	0	5+ Rebounds	0
Led Team In Assists	0	10+ Rebounds	0
Led Team In Steals	0	5+ Assists	0
Led Team In Blocks	0	3+ Steals	0

STOREY GAME-BY-GAME STATISTICS

Date	Opp	GS	Min	FG	3FG	FT	O-D-R	PF	A	T	S	B	PTS
N10	TROY		3:37	0-0	0-0	0-0	0-1-1	1	1	0	0	0	0
N14	ASU		7:20	0-3	0-3	0-0	0-1-1	0	0	0	1	0	0
N17	at MIZ	-	-	-	-	-	-	-	-	-	-	-	-
N21	vs MAR	-	-	-	-	-	-	-	-	-	-	-	-
N22	vs NSU	-	-	-	-	-	-	-	-	-	-	-	-
N23	vs PFW	-	-	-	-	-	-	-	-	-	-	-	-
N30	MUR	-	-	-	-	-	-	-	-	-	-	-	-
D4	at VU	-	-	-	-	-	-	-	-	-	-	-	-
D12	at SDS	-	-	-	-	-	-	-	-	-	-	-	-
D14	at SD	-	-	-	-	-	-	-	-	-	-	-	-
D17	at MOST	-	-	-	-	-	-	-	-	-	-	-	-
D22	at EVAN	-	-	-	-	-	-	-	-	-	-	-	-
D29	at LR*	-	-	-	-	-	-	-	-	-	-	-	-
D31	MOR*	-	-	-	-	-	-	-	-	-	-	-	-
J5	SEMO*	-	-	-	-	-	-	-	-	-	-	-	-
J7	TTU*	-	-	-	-	-	-	-	-	-	-	-	-
J12	at TSU*	-	-	-	-	-	-	-	-	-	-	-	-
J14	at USI*	-	-	-	-	-	-	-	-	-	-	-	-
J19	at SEMO*	-	-	-	-	-	-	-	-	-	-	-	-
J21	EIU*	-	-	-	-	-	-	-	-	-	-	-	-
J26	LIN*	-	-	-	-	-	-	-	-	-	-	-	-
J28	USI*	-	-	-	-	-	-	-	-	-	-	-	-
F2	at SIUE*	-	-	-	-	-	-	-	-	-	-	-	-
F4	at LIN*	-	-	-	-	-	-	-	-	-	-	-	-
F9	at EIU*	-	-	-	-	-	-	-	-	-	-	-	-
F11	LR*	-	-	-	-	-	-	-	-	-	-	-	-
F16	SIUE*	-	-	-	-	-	-	-	-	-	-	-	-
F18	at TTU*	-	-	-	-	-	-	-	-	-	-	-	-
F23	TSU*	-	-	-	-	-	-	-	-	-	-	-	-
F25	at MOR*	-	-	-	-	-	-	-	-	-	-	-	-

STOREY CAREER STATISTICS

Year	GP	GS	Min	Avg	Total	3-Point	F-Throw	Rebounds	PF	Ast	TO	Blk	Stl	Scoring
					FG	FGA	Pct	FT	FTA	Pct	Off	Def	Tot	Pts
2022-23	2	0	11	5.5	0	3	.000	0	3	.000	0	2	2	1.0
TOTAL	2	0	11	5.5	0	3	.000	0	3	.000	0	2	2	1.0

PLAYER SUMMARIES



KENLEY McCARN

G/F | 5-11 | Fr. | Melbourne, Ark. | Melbourne HS

SEASON HIGHS

Points	31 vs. Troy (11/10/22)
FG Made	12 vs. Troy (11/10/22)
FG Att.	19 vs. Troy (11/10/22)
3PG Made	2 vs. Arkansas State (11/14/22)
3FG Att.	5 vs. Arkansas State (11/14/22)
FT Made	6 vs. Troy (11/10/22)
FT Att.	6 vs. Troy (11/10/22)
Rebounds	4 vs. Arkansas State (11/14/22)
Assists	1, 2x, vs. Arkansas State (11/14/22)
Steals	1 vs. Arkansas State (11/14/22)
Blocks	2 vs. Troy (11/10/22)
Minutes	38 vs. Troy (11/10/22)

CAREER HIGHS

Points	31 vs. Troy (11/10/22)
FG Made	12 vs. Troy (11/10/22)
FG Att.	19 vs. Troy (11/10/22)
3PG Made	2 vs. Arkansas State (11/14/22)
3FG Att.	5 vs. Arkansas State (11/14/22)
FT Made	6 vs. Troy (11/10/22)
FT Att.	6 vs. Troy (11/10/22)
Rebounds	4 vs. Arkansas State (11/14/22)
Assists	1, 2x, vs. Arkansas State (11/14/22)
Steals	1 vs. Arkansas State (11/14/22)
Blocks	2 vs. Troy (11/10/22)
Minutes	38 vs. Troy (11/10/22)

MISCELLANEOUS CAREER STATISTICS

Games Played	2	Double-Doubles	0
Games Started	2	10+ Points	2
Led Team In Scoring	1	20+ Points	1
Led Team In Rebounding	0	5+ Rebounds	0
Led Team In Assists	0	10+ Rebounds	0
Led Team In Steals	0	5+ Assists	0
Led Team In Blocks	1	3+ Steals	0

McCARN GAME-BY-GAME STATISTICS

Date	Opp	GS	Min	FG	3FG	FT	O-D-R	PF	A	T	S	B	PTS
N10	TROY	*	37:58	12-19	1-4	6-6	2-1-3	2	1	6	0	2	31
N14	ASU	*	37:24	7-17	2-5	3-3	1-3-4	1	1	0	1	1	19
N17	at MIZ	-	-	-	-	-	-	-	-	-	-	-	-
N21	vs MAR	-	-	-	-	-	-	-	-	-	-	-	-
N22	vs NSU	-	-	-	-	-	-	-	-	-	-	-	-
N23	vs PFW	-	-	-	-	-	-	-	-	-	-	-	-
N30	MUR	-	-	-	-	-	-	-	-	-	-	-	-
D4	at VU	-	-	-	-	-	-	-	-	-	-	-	-
D12	at SDS	-	-	-	-	-	-	-	-	-	-	-	-
D14	at SD	-	-	-	-	-	-	-	-	-	-	-	-
D17	at MOST	-	-	-	-	-	-	-	-	-	-	-	-
D22	at EVAN	-	-	-	-	-	-	-	-	-	-	-	-
D29	at LR*	-	-	-	-	-	-	-	-	-	-	-	-
D31	MOR*	-	-	-	-	-	-	-	-	-	-	-	-
J5	SEMO*	-	-	-	-	-	-	-	-	-	-	-	-
J7	TTU*	-	-	-	-	-	-	-	-	-	-	-	-
J12	at TSU*	-	-	-	-	-	-	-	-	-	-	-	-
J14	at USI*	-	-	-	-	-	-	-	-	-	-	-	-
J19	at SEMO*	-	-	-	-	-	-	-	-	-	-	-	-
J21	EIU*	-	-	-	-	-	-	-	-	-	-	-	-
J26	LIN*	-	-	-	-	-	-	-	-	-	-	-	-
J28	USI*	-	-	-	-	-	-	-	-	-	-	-	-
F2	at SIUE*	-	-	-	-	-	-	-	-	-	-	-	-
F4	at LIN*	-	-	-	-	-	-	-	-	-	-	-	-
F9	at EIU*	-	-	-	-	-	-	-	-	-	-	-	-
F11	LR*	-	-	-	-	-	-	-	-	-	-	-	-
F16	SIUE*	-	-	-	-	-	-	-	-	-	-	-	-
F18	at TTU*	-	-	-	-	-	-	-	-	-	-	-	-
F23	TSU*	-	-	-	-	-	-	-	-	-	-	-	-
F25	at MOR*	-	-	-	-	-	-	-	-	-	-	-	-

McCARN CAREER STATISTICS

				Total			3-Point			F-Throw			Rebounds											Scoring	
Year	GP	GS	Min	Avg	FG	FGA	Pct	FG	FGA	Pct	FT	FTA	Pct	Off	Def	Tot	Avg	PF	Asst	TO	Blk	Stl	Pts	Avg	
2022-23	2	2	76	38.0	19	36	.528	3	9	.333	9	9	1.000	3	4	7	3.5	3	2	6	3	1	50	25.0	
TOTAL	2	2	76	38.0	19	36	.528	3	9	.333	9	9	1.000	3	4	7	3.5	3	2	6	3	1	50	25.0	



CATEGORY LEADERS

POINTS	G	Pts	Pts/G
Kenley McCarn	2	50	25.0
Paige Pipkin	2	37	18.5
Shae Littleford	2	27	13.5
S. Currie-Jelks	2	16	8.0
Seygan Robins	2	14	7.0

FG PERCENTAGE	FG	ATT	Pct
Lexi Rubel	3	4	.750
S. Currie-Jelks	7	11	.636
Paige Pipkin	15	25	.600
Kenley McCarn	19	36	.528
Shae Littleford	7	17	.412

FIELD GOAL ATT	G	Att	Att/G
Kenley McCarn	2	36	18.0
Paige Pipkin	2	25	12.5
Seygan Robins	2	18	9.0
Shae Littleford	2	17	8.5
S. Currie-Jelks	2	11	5.5

FIELD GOALS	G	Made	M/G
Kenley McCarn	2	19	9.5
Paige Pipkin	2	15	7.5
S. Currie-Jelks	2	7	3.5
Shae Littleford	2	7	3.5
Seygan Robins	2	5	2.5

3-POINT %	3FG	ATT	Pct
Anaya Brown	1	2	.500
Seygan Robins	4	9	.444
Paige Pipkin	4	10	.400
Shae Littleford	2	5	.400
Kenley McCarn	3	9	.333

3-POINT FG ATT	G	Att	Att/G
Paige Pipkin	2	10	5.0
Seygan Robins	2	9	4.5
Kenley McCarn	2	9	4.5
Shae Littleford	2	5	2.5
Josie Storey	2	3	1.5

3-POINT FGS	G	Made	M/G
Paige Pipkin	2	4	2.0
Seygan Robins	2	4	2.0
Kenley McCarn	2	3	1.5
Shae Littleford	2	2	1.0
Anaya Brown	2	1	0.5

FT %	FT	ATT	Pct
Kenley McCarn	9	9	1.000
Shae Littleford	11	12	.917
Anaya Brown	3	4	.750
Lexi Rubel	1	2	.500
S. Currie-Jelks	2	4	.500

FREE THROW ATT	G	Att	Att/G
Shae Littleford	2	12	6.0
Kenley McCarn	2	9	4.5
Paige Pipkin	2	6	3.0
Anaya Brown	2	4	2.0
S. Currie-Jelks	2	4	2.0

FREE THROWS	G	Made	M/G
Shae Littleford	2	11	5.5
Kenley McCarn	2	9	4.5
Anaya Brown	2	3	1.5
Paige Pipkin	2	3	1.5
S. Currie-Jelks	2	2	1.0

REBOUNDS	G	Reb	Reb/G
S. Currie-Jelks	2	23	11.5
Paige Pipkin	2	10	5.0
Shae Littleford	2	10	5.0
Anaya Brown	2	9	4.5
Kenley McCarn	2	7	3.5

ASSISTS	G	No.	A/G
Shae Littleford	2	11	5.5
Paige Pipkin	2	5	2.5
Kenley McCarn	2	2	1.0
Lexi Rubel	2	2	1.0
Anaya Brown	2	2	1.0

STEALS	G	No.	S/G
Shae Littleford	2	5	2.5
Paige Pipkin	2	3	1.5
Lexi Rubel	2	1	0.5
Anaya Brown	2	1	0.5
Seygan Robins	2	1	0.5

OFFENSIVE REB	G	No.	Avg/G
S. Currie-Jelks	2	7	3.5
Shae Littleford	2	4	2.0
Kenley McCarn	2	3	1.5
Anaya Brown	2	2	1.0
Lexi Rubel	2	2	1.0

DEFENSIVE REB	G	No.	Avg/G
S. Currie-Jelks	2	16	8.0
Paige Pipkin	2	9	4.5
Anaya Brown	2	7	3.5
Shae Littleford	2	6	3.0
Kenley McCarn	2	4	2.0

BLOCKED SHOTS	G	No.	Blk/G
Kenley McCarn	2	3	1.5
S. Currie-Jelks	2	2	1.0
Lexi Rubel	2	1	0.5

MINUTES	G	No.	Min/G
Kenley McCarn	2	76	38.0
Shae Littleford	2	64	32.0
S. Currie-Jelks	2	58	29.0
Paige Pipkin	2	52	26.0
Seygan Robins	2	48	24.0

Opponent	Date	Score	W/L	FG	FGA	Pct	3FG	FGA	Pct	FT	FTA	Pct	Off	Def	Tot	Avg	PF	A	TO	Blk	Stl	Pts	Avg
TROY	11/10/22	84-89	L	31	55	.564	8	20	.400	14	17	.824	8	30	38	38.0	20	13	29	3	6	84	84.0
ARKANSAS ST.	11/14/22	73-54	W	26	65	.400	6	18	.333	15	20	.750	14	26	40	39.0	10	11	6	3	7	73	78.5
UT Martin		157		57	120	.475	14	38	.368	29	37	.784	22	56	78	39.0	30	24	35	6	13	157	78.5
Opponents		143		51	136	.375	18	56	.321	23	35	.657	33	47	80	40.0	43	33	32	8	19	143	71.5



Date	Opponent	Result	UTM	OPP.	DIFF.	UTM	OPP.	DIFF.	UTM	OPP.	DIFF.	UTM	OPP.	DIFF.	UTM	OPP.	DIFF.
Nov. 10	TROY	L, 89-84	36	32	+4	6	32	-26	14	20	-6	8	17	-9	17	40	-23
Nov. 14	ARKANSAS STATE	W, 73-54	40	12	+28	23	5	+18	12	6	+6	8	4	+4	26	12	+14



Troy at UT Martin
11/10/22 | 6 pm at Elam Center - Martin, Tenn.

Troy 89 • 2-0													
##	Player	GS	MIN	FG	3PT	FT	O-B-T	PF	A	T	B	S	PTS
05	Jada Walton	*	24	7-15	2-7	2-2	1-6-7	0	4	1	1	2	18
10	Tai'Sheka Porchia	*	29	6-15	0-1	2-2	9-2-11	1	0	1	0	1	14
23	Makayia Hallmon	*	22	4-13	1-5	0-0	1-0-1	3	3	3	1	1	9
22	Sharonica Hartsfield*		32	2-8	0-3	2-4	3-1-4	3	10	3	0	8	6
02	Felmas Koranga	*	18	1-4	0-0	0-0	3-5-8	1	0	1	0	0	2
00	Gabbi Cartagena		10	5-6	4-5	0-0	0-1-1	0	1	1	0	1	14
11	Ja'Mia Hollings		15	3-4	0-1	3-5	2-0-2	4	1	1	0	1	9
04	Jashanti Simmons		14	1-5	1-3	3-6	2-0-2	1	1	0	0	2	6
01	Mary Delgado		12	2-7	2-5	0-0	0-1-1	2	0	2	0	1	6
23	Shaniah Nunn		7	0-5	0-3	3-4	0-0-0	1	0	0	0	1	3
20	Janeen Camp		6	1-2	0-0	0-0	2-1-3	3	1	0	0	0	2
21	Ke'Alja Williams		11	0-0	0-0	0-0	2-2-4	2	0	0	0	1	0
TM	TEAM		0	0-0	0-0	0-0	0-0-0	0	0	0	0	0	0
Totals		-	200	32-84	10-33	15-23	25-19-44	21	21	13	2	19	89
UT Martin 84 • 0-1													
##	Player	GS	MIN	FG	3PT	FT	O-B-T	PF	A	T	B	S	PTS
44	Kenley McCarn	*	38	12-19	1-4	6-6	2-1-3	2	1	6	2	0	31
23	S. Currie-Jelks	*	33	7-9	0-0	0-0	4-11-15	3	0	2	1	0	14
05	Seygan Robins	*	31	5-12	4-8	0-0	0-1-1	0	0	8	0	1	14
11	Shae Littleford	*	25	1-3	0-0	6-6	1-4-5	4	5	2	0	4	8
12	Lexi Rubel	*	12	0-0	0-0	0-0	0-1-1	1	0	2	0	0	0
25	Paige Pipkin		24	5-9	2-6	2-5	1-4-5	2	4	4	0	0	14
04	Anaya Brown		27	1-2	1-2	0-0	0-3-3	3	2	4	0	1	3
03	Diamond Cannon		6	0-1	0-0	0-0	0-1-1	4	0	1	0	0	0
33	Josie Storey		4	0-0	0-0	0-0	0-1-1	1	1	0	0	0	0
TM	TEAM		0	0-0	0-0	0-0	0-3-3	0	0	0	0	0	0
Totals		-	200	31-55	8-20	14-17	8-30-38	20	13	29	3	6	84
Score by Periods													
		1st	2nd	3rd	4th	Total							
Troy		18	18	22	31	89							
UT Martin		17	20	21	26	84							



Arkansas State at UT Martin
11/14/22 | 6 pm at Elam Center - Martin, Tenn.

Arkansas State 54 • 0-2													
##	Player	GS	MIN	FG	3PT	FT	O-B-T	PF	A	T	B	S	PTS
11	Mallyn Wilkerson	*	35	5-10	4-8	0-0	0-2-2	2	0	5	0	0	14
23	Izzy Higginbottom	*	38	3-12	2-7	2-2	0-5-5	2	5	2	1	0	10
15	Annaliese Griffin	*	38	2-11	0-1	4-6	3-10-13	3	4	1	1	0	8
22	Lauryn Pendleton	*	28	3-8	0-2	0-0	0-1-1	5	2	3	0	0	6
42	Melodie Kapinga	*	18	1-1	0-0	2-4	2-2-4	4	0	0	1	0	4
00	Jade Upshaw		23	4-8	2-5	0-0	1-1-2	2	1	4	0	0	10
03	Tieriney Echols		4	1-1	0-0	0-0	0-1-1	1	0	1	0	0	2
30	Kiayra Ellis		16	0-1	0-0	0-0	0-5-5	3	0	2	3	0	0
TM	TEAM		0	0-0	0-0	0-0	2-1-3	0	0	1	0	0	0
Totals		-	200	19-52	8-23	8-12	8-28-36	22	12	19	6	0	54
UT Martin 73 • 1-1													
##	Player	GS	MIN	FG	3PT	FT	O-B-T	PF	A	T	B	S	PTS
11	Shae Littleford	*	39	6-14	2-5	5-6	3-2-5	3	6	0	0	1	19
44	Kenley McCarn	*	38	7-17	2-5	3-3	1-3-4	1	1	0	1	1	19
12	Lexi Rubel	*	31	3-4	0-0	1-2	2-3-5	0	2	2	1	1	7
23	S. Currie-Jelks	*	25	0-2	0-0	2-4	3-5-8	3	0	0	1	0	2
05	Seygan Robins	*	17	0-6	0-1	0-0	0-2-2	0	1	1	0	0	0
25	Paige Pipkin		28	10-16	2-4	1-1	0-5-5	0	1	0	0	3	23
04	Anaya Brown		15	0-3	0-0	3-4	2-4-6	3	0	1	0	0	3
33	Josie Storey		7	0-3	0-3	0-0	0-1-1	0	0	0	0	1	0
TM	TEAM		0	0-0	0-0	0-0	3-1-4	0	0	2	0	0	0
Totals		-	200	26-65	6-18	15-20	14-26-40	10	11	6	3	7	73
Score by Periods													
		1st	2nd	3rd	4th	Total							
Arkansas St.		13	20	15	6	54							
UT Martin		11	16	20	26	73							

SEASON/CAREER STATISTICS

SUMMARY	Overall Statistics										Career Statistics									
	GP-GS	Min/G	FG%	3PT%	FT%	R/G	A/G	STL	BLK	PTS/G	GP-GS	Min/G	FG%	3PT%	FT%	R/G	A/G	STL	BLK	PTS/G
Kenley McCarn	2-2	38.0	.528	.333	1.000	3.5	1.0	1	3	25.0	2-2	38.0	.528	.333	1.000	3.5	1.0	1	3	25.0
Paige Pipkin	2-0	26.0	.600	.400	.500	5.0	2.5	3	0	18.5	59-56	28.9	.404	.346	.785	3.5	2.5	80	15	9.8
Shae Littleford	2-2	32.0	.412	.400	.917	5.0	5.5	5	0	13.5	26-25	34.3	.370	.313	.760	2.6	2.3	47	3	11.2
S. Currie-Jelks	2-2	29.0	.636	.000	.500	11.5	0.0	0	2	8.0	2-2	29.0	.636	.000	.500	11.5	0.0	0	2	8.0
Seygan Robins	2-2	24.0	.278	.444	.000	1.5	0.5	1	0	7.0	48-39	30.4	.404	.445	.868	2.3	3.0	68	4	8.5
Lexi Rubel	2-2	21.5	.750	.000	.500	3.0	1.0	1	1	3.5	2-2	21.5	.750	.000	.500	3.0	1.0	1	1	3.5
Anaya Brown	2-0	21.0	.200	.500	.750	4.5	1.0	1	0	3.0	2-0	21.0	.200	.500	.750	4.5	1.0	1	0	3.0
Josie Storey	2-0	5.5	.000	.000	.000	1.0	0.5	1	0	0.0	2-0	5.5	.000	.000	.000	1.0	0.5	1	0	0.0
Diamond Cannon	1-0	6.0	.000	.000	.000	1.0	0.0	0	0	0.0	1-0	6.0	.000	.000	.000	1.0	0.0	0	0	0.0

SCORING	Overall Statistics											Career Statistics										
	FG	FGA	FG%	3FG	FG	3PT%	FT	FTA	FT%	PTS	PTS/G	FG	FGA	FG%	3FG	FGA	3PT%	FT	FTA	FT%	PTS	PTS/G
Kenley McCarn	19	36	.528	3	9	.333	9	9	1.000	50	25.0	19	36	.528	3	9	.333	9	9	1.000	50	25.0
Paige Pipkin	15	25	.600	4	10	.400	3	6	.500	37	18.5	197	488	.404	71	205	.346	113	144	.785	578	9.8
Shae Littleford	7	17	.412	2	5	.400	11	12	.917	27	13.5	90	243	.370	20	64	.313	92	121	.760	292	11.2
S. Currie-Jelks	7	11	.636	0	0	.000	2	4	.500	16	8.0	7	11	.636	0	0	.000	2	4	.500	16	8.0
Seygan Robins	5	18	.278	4	9	.444	0	0	.000	14	7.0	135	334	.404	94	211	.445	46	53	.868	410	8.5
Lexi Rubel	3	4	.750	0	0	.000	1	2	.500	7	3.5	3	4	.750	0	0	.000	1	2	.500	7	3.5
Anaya Brown	1	5	.200	1	2	.500	3	4	.750	6	3.0	1	5	.200	1	2	.500	3	4	.750	6	3.0
Josie Storey	0	3	.000	0	3	.000	0	0	.000	0	0.0	0	3	.000	0	3	.000	0	0	.000	0	0.0
Diamond Cannon	0	1	.000	0	0	.000	0	0	.000	0	0.0	0	1	.000	0	0	.000	0	0	.000	0	0.0

TOTALS	Overall Statistics									Career Statistics								
	ORB	DRB	TOTAL	PF	FO	A	TO	A/TO	Hi Pts	ORB	DRB	TOTAL	PF	FO	A	TO	A/TO	Hi Pts
Kenley McCarn	3	4	7	3	0	2	6	0.3	50	3	4	7	3	0	2	6	0.3	50
Paige Pipkin	1	9	10	2	0	5	4	1.3	37	33	171	204	112	2	147	139	1.1	578
Shae Littleford	4	6	10	7	0	11	2	5.5	27	12	56	68	58	1	60	68	0.9	292
S. Currie-Jelks	7	16	23	6	0	0	2	0.0	16	7	16	23	6	0	0	2	0.0	16
Seygan Robins	0	3	3	0	0	1	9	0.1	14	16	93	109	84	0	144	114	1.3	410
Lexi Rubel	2	4	6	1	0	2	4	0.5	7	2	4	6	1	0	2	4	0.5	7
Anaya Brown	2	7	9	6	0	2	5	0.4	6	2	7	9	6	0	2	5	0.4	6
Josie Storey	0	2	2	1	0	1	0	0.0	0	0	2	2	1	0	1	0	0.0	0
Diamond Cannon	0	1	1	4	0	0	1	0.0	0	0	1	1	4	0	0	1	0.0	0

SEASON STATISTICS

RECORD:	OVERALL	HOME	AWAY	NEUTRAL
ALL GAMES	1-1	1-1	0-0	0-0
CONFERENCE	0-0	0-0	0-0	0-0
NON-CONFERENCE	1-1	1-1	0-0	0-0

##	Player	GP	GS	Min	Avg	TOTAL			3-PTS			FREE THROWS			REBOUNDS				PF	FO	A	TO	Blk	Stl	Pts	Avg
						FG	FGA	Pct	3FG	FGA	Pct	FT	FTA	Pct	Off	Def	Tot	Avg								
44	Kenley McCarn	2	2	76	38.0	19	36	.528	3	9	.333	9	9	1.000	3	4	7	3.5	3	0	2	6	3	1	50	25.0
25	Paige Pipkin	2	0	52	26.0	15	25	.600	4	10	.400	3	6	.500	1	9	10	5.0	2	0	5	4	0	3	37	18.5
11	Shae Littleford	2	2	64	32.0	7	17	.412	2	5	.400	11	12	.917	4	6	10	5.0	7	0	11	2	0	5	27	13.5
23	S. Currie-Jelks	2	2	58	29.0	7	11	.636	0	0	.000	2	4	.500	7	16	23	11.5	6	0	0	2	2	0	16	8.0
05	Seygan Robins	2	2	48	24.0	5	18	.278	4	9	.444	0	0	.000	0	3	3	1.5	0	0	1	9	0	1	14	7.0
12	Lexi Rubel	2	2	43	21.5	3	4	.750	0	0	.000	1	2	.500	2	4	6	3.0	1	0	2	4	1	1	7	3.5
04	Anaya Brown	2	0	42	21.0	1	5	.200	1	2	.500	3	4	.750	2	7	9	4.5	6	0	2	5	0	1	6	3.0
33	Josie Storey	2	0	11	5.5	0	3	.000	0	3	.000	0	0	.000	0	2	2	1.0	1	0	1	0	0	1	0	0.0
03	Diamond Cannon	1	0	6	6.0	0	1	.000	0	0	.000	0	0	.000	0	1	1	1.0	4	0	0	1	0	0	0	0.0
TM	TEAM.....														3	4	7	3.5	0			2			0	
	Total.....	2				57	120	.475	14	38	.368	29	37	.784	22	56	78	39.0	30	0	24	35	6	13	157	78.5
	Opponents.....	2				51	136	.375	18	56	.321	23	35	.657	33	47	80	40.0	43	-	33	32	8	19	143	71.5

Team Statistics	UTM	OPP
SCORING	157	143
Points per game	78.5	71.5
Scoring margin	+7.0	-
FIELD GOALS-ATT	57-120	51-136
Field goal pct	.475	.375
3 POINT FG-ATT	14-38	18-56
3-point FG pct	.368	.321
3-pt FG made per game	7.0	9.0
FREE THROWS-ATT	29-37	23-35
Free throw pct	.784	.657
F-Throws made per game	14.5	11.5
REBOUNDS	78	80
Rebounds per game	39.0	40.0
Rebounding margin	-1.0	-
ASSISTS	24	33
Assists per game	12.0	16.5
TURNOVERS	35	32
Turnovers per game	17.5	16.0
Turnover margin	-1.5	-
Assist/turnover ratio	0.7	1.0
STEALS	13	19
Steals per game	6.5	9.5
BLOCKS	6	8
Blocks per game	3.0	4.0
ATTENDANCE	2456	0
Home games-Avg/Game	2-1228	0-0
Neutral site-Avg/Game	-	0-0

Date	Opponent		Score	Attend
11/10/22	TROY	L	84-89	1147
11/14/22	ARKANSAS ST.	W	73-54	1309

= Hostilo Community Classic
! = OVC Basketball Championship
* = Conference game

Score By Periods:	1st	2nd	3rd	4th	Total
UT Martin	28	36	41	52	157
Opponents	31	38	37	37	143

RADIO/TV CALL SHEET



0

SYDNEEY BOYKING • 5-9 • Junior
Clarksville, Tenn.


2

ELLA THOMPSONF • 5-11 • Sophomore
Bardstow, Ky.

3

DIAMOND CANNONF • 5-10 • Junior
Detroit, Mich.

4

ANAYA BROWNF • 6-1 • Freshman
Lexington, Ky.

5

SEYGAN ROBINSG • 5-8 • Graduate
Harrodsburg, Ky.


11

SHAE LITTLEFORDG • 5-7 • Sophomore
Charleston, Ill.

12

LEXI RUBELG/F • 6-1 • Freshman
Cape Girardeau, Mo.

14

CLARA GARLANDC • 6-5 • Freshman
Luka, Miss.

20

HALEY HALLETTF • 6-1 • Freshman
Savannah, Tenn.


23

SHARNECE CURRIE-JELKSF • 6-2 • Freshman
Jackson, Tenn.

25

PAIGE PIPKING • 5-10 • Graduate
Henderson, Tenn.

33

JOSIE STOREYG • 5-10 • Freshman
Mountain View, Ark.

44

KENLEY McCARNG/F • 5-11 • Freshman
Melbourne, Ark.

COACHING STAFF

**KEVIN McMILLAN**HEAD COACH
14th Season**GARNER SMALL**ASSISTANT COACH
First Season**MADDIE WALDROP**ASSISTANT COACH
First Season**STACIE EVANS**DIRECTOR OF OPERATIONS
13th Season**KINLEIGH HARRIS**GRADUATE ASSISTANT
First Season