



# UT MARTIN SKYHAWKS

## WOMEN'S BASKETBALL 2022-23 GAME NOTES



SEVEN OVC CHAMPIONSHIPS • FOUR OVC TOURNAMENT TITLES • FOUR NCAA TOURNAMENT APPEARANCES • SIX WOMENS NIT QUALIFIERS

### THE MATCHUP

#### UT MARTIN SKYHAWKS | 10-13, 6-6 OVC

**Head Coach:** Kevin McMillan (Rhodes College, 1989)  
**Career Record:** 262-173 (14th season)  
**Record at UTM:** Same

**Points:** Sharnecce Currie-Jelks (13.8)      **Steals:** Seygan Robins (2.1)  
**Rebounds:** Sharnecce Currie-Jelks (6.5)      **Blocks:** Anaya Brown (1.0)  
**Assists:** Shae Littleford (3.8)

PPG ..... 64.0  
 Opp. PPG ..... 63.7  
 Margin ..... +0.3  
 FG% ..... 41.7  
 3PT FG% ..... 33.3  
 FT% ..... 76.6  
 RPG ..... 29.3  
 APG ..... 12.5  
 TPG ..... 16.7  
 SPG ..... 9.7  
 BPG ..... 2.7

VS

#### EASTERN ILLINOIS PANTHERS | 19-3, 11-0 OVC

**Head Coach:** Matt Bollant (Winona State, 1994)  
**Career Record:** 422-237 (20th season)  
**Record at EIU:** 79-88 (6th season)

**Points:** Lariah Washington (18.0)      **Steals:** Miah Monahan (1.6)  
**Rebounds:** Macy McGlone (7.5)      **Blocks:** Macy McGlone (1.5)  
**Assists:** Miah Monahan (4.8)

PPG ..... 70.1  
 Opp. PPG ..... 61.6  
 Margin ..... +8.5  
 FG% ..... 44.1  
 3PT FG% ..... 28.8  
 FT% ..... 73.5  
 RPG ..... 38.5  
 APG ..... 15.4  
 TPG ..... 15.3  
 SPG ..... 8.0  
 BPG ..... 2.9

### PROBABLE STARTING LINEUP



**SEYGAN ROBINS**  
 8.7 PPG • 1.9 RPG  
 3.0 APG • 2.0 SPG



**SHAE LITTLEFORD**  
 12.8 PPG • 3.3 RPG  
 3.8 APG • 1.8 SPG



**JOSIE STOREY**  
 6.8 PPG • 2.2 RPG  
 1.4 APG • 1.4 SPG



**LEXI RUBEL**  
 5.2 PPG • 4.2 RPG  
 1.8 APG • 1.2 SPG



**SHARNECCE CURRIE-JELKS**  
 13.8 PPG • 6.5 RPG  
 0.8 APG • 1.1 SPG

### FULL COURT PRESS

- The University of Tennessee at Martin women's basketball team will cap off its four-game road trip with a return trip to the Land of Lincoln for the second time in a week while taking on Eastern Illinois which sits atop the Ohio Valley Conference standings on Thursday, Feb. 9.
- The Skyhawks (10-13, 6-6 OVC) is playing its fourth game in seven days after beginning their current four-game road trip at SIUE last Thursday. UT Martin is 2-1 on the road swing after sandwiching wins against SIUE (83-64) and Evansville (80-60) between a setback to Lindenwood (84-75) last Saturday.
- In the team's most recent contest, UT Martin played a rare February non-conference matchup against Missouri Valley Conference foe Evansville. The Skyhawks led for over 35 minutes of the contests while cruising to a 20-point victory for head coach Kevin McMillan's 100th career road win. The squad posted season-highs field goal percentage after making 58.8 percent of their attempts while boasting two players with 20 points or more for the second time this year.
- Sophomore guard Shae Littleford returns to her hometown of Charleston, Ill. after earning her first career OVC Player of the Week honors following a week in which she averaged 24.5 points 4.0 rebounds, 3.0 assists and 2.5 steals per game. Littleford has scored 20 points or more in three straight games – including a career-best 29 points at Lindenwood on Saturday.
- Freshman Sharnecce Currie-Jelks picked up her sixth OVC Freshman of the Week honor after averaging 14.5 points and 5.5 rebounds per game last week. Prior to the weekly honors announcement, Currie-Jelks tallied a game-high 26 points along with six rebounds against Evansville on Monday. She is just the second player in program history to earn six OVC Freshman of the Week honors in a single season, joining Ashia Jones who accomplished the feat during the 2013-14 campaign.
- Eastern Illinois enters the matchup with a 19-3 overall mark and an unblemished 11-0 record in league play to sit atop the OVC standings. The Panthers are 10-2 at home this season while having not lost a game since Dec. 22 at Minnesota.
- The Panthers are led by OVC Player of the Year candidate Lariah Washington who leads the league with 18.0 points and 4.7 rebounds per game. Meanwhile, newcomer Macy McGlone has had a big season with 12.2 points and 7.5 rebounds per game.
- UT Martin leads the all-time series 40-22 and has won seven of the last 10 meetings against Eastern Illinois. The Panthers came out victorious in a January matchup in Martin by a final score of 78-63.

#### PLAYER TO WATCH

**#11 • SHAE LITTLEFORD**  
 5-7 • Charleston, Ill. • So.

Sophomore guard and Charleston, Ill. native Shae Littleford has been on fire as of late, scoring 20 points or more in three straight contests against SIUE, Lindenwood and Evansville.

Littleford was named OVC Player of the Week for the first time in her career on Tuesday while also recording 23 points in Monday's non-conference matchup against Evansville.

### SERIES HISTORY

UT Martin leads series 40-22

**Last Meeting** ..... Jan. 21, 2023  
**Game Result** ..... L, 78-63  
**Streak** ..... EIU W1  
**First Meeting** ..... Jan. 31, 1975  
**UTM vs. EIU in Martin** ..... 23-7  
**UTM vs. EIU in Charleston** ..... 13-14  
**McMillan vs. Eastern Illinois** ..... 22-10

### 2022-23 SCHEDULE/RESULTS

BREAKDOWN	OVERALL RECORD:		10-13
	OVC		6-6
	NON-CONFERENCE		5-7
	HOME		4-4
	AWAY		5-7
	NEUTRAL		1-2

### NOVEMBER

Date	Day	Opponent	TV	Time (CT)
10	THU	TROY	ESPN+	L, 89-84
14	MON	ARKANSAS STATE	ESPN+	W, 73-54
17	THU	at Missouri	SECN+	L, 60-55
21	MON	vs. Marshall	BeTheBeast	L, 70-57
22	TUE	vs. Norfolk State	BeTheBeast	L, 70-55
23	WED	vs. Purdue Fort Wayne	BeTheBeast	W, 81-51
30	WED	MURRAY STATE	ESPN+	L, 71-52

### DECEMBER

Date	Day	Opponent	TV	Time (CT)
4	SUN	at Vanderbilt	SECN	W, 66-54
12	MON	at South Dakota State	ESPN+	L, 75-36
14	WED	at South Dakota	MidCo	W, 67-61
17	SAT	at Missouri State	ESPN+	L, 68-59
29	THU	at Little Rock*	-	L, 45-44
31	SAT	MOREHEAD STATE*	ESPN+	W, 63-48

### JANUARY

Date	Day	Opponent	TV	Time (CT)
5	THU	SOUTHEAST MISSOURI*	ESPN+	W, 77-58
7	SAT	TENNESSEE TECH*	ESPN+	L, 61-49
12	THU	at Tennessee State*	ESPN+	L, 71-67
14	SAT	at Southern Indiana*	ESPN+	W, 63-60
19	THU	at Southeast Missouri*	ESPN+	L, 56-54
21	SAT	EASTERN ILLINOIS*	ESPN+	L, 78-63
26	THU	LINDENWOOD*	ESPN+	W (Forfeit)
28	SAT	SOUTHERN INDIANA*	ESPN+	W, 68-56

### FEBRUARY

Date	Day	Opponent	TV	Time (CT)
2	THU	at SIUE*	ESPN+	W, 83-64
4	SAT	at Lindenwood*	ESPN+	L, 84-75
6	THU	at Evansville	ESPN+	W, 80-60
9	THU	at Eastern Illinois*	ESPN+	5 pm
11	SAT	LITTLE ROCK*	ESPN+	1 pm
16	THU	SIUE*	ESPN+	5:30 pm
18	SAT	at Tennessee Tech*	ESPN+	1 pm
23	THU	TENNESSEE STATE*	ESPN+	5:30 pm
25	SAT	at Morehead State*	ESPN+	Noon

### MARCH

Date	Day	Opponent	TV	Time (CT)
1-4	-	OVC Basketball Championship!		

# Hostilo Community Classic - Savannah, Ga.  
 ! OVC Championship - Evansville, Ind.  
 Home games in **BOLD CAPS** in Elam Center  
 \* Ohio Valley Conference game

## UNIVERSITY INFORMATION

Location	Martin, Tenn.
Founded	1900; Senior College, 1951
Enrollment	6,873
Nickname	Skyhawks
Colors	Navy Blue & Orange
Affiliation	NCAA Division I
Conference	Ohio Valley
Chancellor	Dr. Keith Carver
Athletics Director	Kurt McGuffin
Athletics Office	731-881-7660
Assistant AD/SWA	Danelle Fabianich
Ticket Office Phone	731-881-7207

## COACHING STAFF

Head Coach	Kevin McMillan (14th year)
Alma Mater	Rhodes, 1989
Career Record	262-173
Record at UT Martin	Same
E-mail	dmcml10@utm.edu
Office Phone	731-881-7681

## TEAM INFORMATION

2021-22 Overall Record	12-18
2021-22 OVC Record/Finish	9-9 (6th)
Home	5-8
Away	5-6
Neutral	2-4
Letter Winners Returning/Lost	4/8
Starters Returning/Lost	4/2
Newcomers	9

## PROGRAM HISTORY

First Year of Basketball	1969
All-Time Basketball Record	696-777
Record at Home	340-213
All-Time OVC Record	291-238

## SPORTS INFORMATION

WBB Contact	Alex Boggis
Email	dboggis@utm.edu
Office Phone	731-881-7964
Cell Phone	618-357-1536
Press Row Phone	731-881-7694
Mailing Address	1022 Elam Center Martin, Tenn. 38238
Website	www.UTMSports.com



## SKYHAWKS IN PRINT

The name of our institution is the University of Tennessee at Martin and if abbreviated, should be referred to as UT Martin. The University of Tennessee at Martin should be used as the first reference in a news story. UT Martin should be used in subsequent references and UTM is acceptable in headlines.

Tennessee-Martin, UT-Martin, UT or Martin should NEVER be used. The description Skyhawks should be used to represent all UT Martin athletic teams. Hawks should never be used.

## MEET THE SKYHAWKS



**Front Row:** Shae Littleford, Diamond Cannon, Paige Pipkin, Seygan Robins, Sydneey Boykin and Kenley McCarn.  
**Second Row:** Haley Hallett, Ella Thompson, Sharnecce Currie-Jelks, Clara Garland, Anaya Brown, Lexi Rubel and Josie Storey.



## NUMERICAL ROSTER

No.	Name	Pos.	Ht.	Class	Hometown (Previous School)
0	Sydneey Boykin	G	5-9	Jr.	Clarksville, Tenn. (Mercer)
2	Ella Thompson	F	5-11	So.	Bardstown, Ky. (Bethlehem HS)
3	Diamond Cannon	F	5-10	Jr.	Detroit, Mich. (Bradley)
4	Anaya Brown	F	6-1	Fr.	Lexington, Ky. (Lafayette HS)
5	Seygan Robins	G	5-8	Gr.	Harrodsburg, Ky. (Louisville)
11	Shae Littleford	G	5-7	So.	Charleston, Ill. (Charleston HS)
12	Lexi Rubel	G	6-1	Fr.	Cape Girardeau, Mo. (Notre Dame HS)
23	Sharnecce Currie-Jelks	F	6-2	Fr.	Jackson, Tenn. (Southside HS)
25	Paige Pipkin	G	5-10	Gr.	Henderson, Tenn. (Chester County HS)
32	Ally Collett	G	5-7	R-So.	London, Ky. (Eastern Kentucky)
33	Josie Storey	G	5-10	Fr.	Mountain View, Ark. (Mountain View HS)
44	Kenley McCarn	G	5-11	Fr.	Melbourne, Ark. (Melbourne HS)



## COACHING AND SUPPORT STAFF

	Name	Experience	Alma Mater
<b>Head Coach</b>	Kevin McMillan	14th season	Rhodes College, 1989
<b>Assistant Coach</b>	Garner Small	1st season	Olivet College, 2014
	Maddie Waldrop	1st season	UT Martin, 2021
<b>Director of Operations</b>	Stacie Evans	13th season	UT Martin, 2004
<b>Graduate Assistant</b>	Kinleigh Harris	1st season	UT Martin, 2022



## ROSTER INFORMATION

## BY CLASS

**Graduate (2):** Pipkin, Robins  
**Juniors (2):** Boykin, Cannon  
**Sophomores (3):** Collett, Littleford, Thompson  
**Freshmen (5):** Brown, Currie-Jelks, McCarn, Rubel, Storey

## BY HOME STATE

**Arkansas (2):** McCarn, Storey  
**Illinois (1):** Littleford  
**Kentucky (4):** Brown, Collett, Robins, Thompson  
**Michigan (1):** Cannon  
**Missouri (1):** Rubel  
**Tennessee (3):** Boykin, Currie-Jelks, Pipkin

## BY POSITION

**Guards (8)**  
 Boykin  
 Collett  
 Littleford  
 McCarn  
 Pipkin  
 Robins  
 Rubel  
 Storey

**Forwards (4)**  
 Brown  
 Cannon  
 Currie-Jelks  
 Thompson

## PRONUNCIATION GUIDE

4 **Uh-nay-uh** Brown  
 5 **Say-ghen** Robins  
 11 **Shay Little-ferd**  
 23 **Shar-niece** Currie-Jelks





0

## SYDNEEY BOYKIN

Junior • G • 5-9 • Clarksville, Tenn. (Mercer)

GP-GS	PPG	RPG	APG	SPG	BPG	MPG
19-2	1.3	0.4	0.2	0.4	0.1	8.5
FG%: .286   3FG%: .238   FT%: .500						
CAREER HIGHS	Pts: 11	Reb: 5	Asst: 3	Stl: 3	Blk: 1	Min: 26

- Played 10 minutes at Evansville
- Played seven minutes with zero points in last matchup vs EIU
- Scored season-high nine points at SEMO
- Played two seasons at Mercer; Played in 49 games
- Helped Bears win back-to-back SoCon tournaments
- Tallied 48 points, 54 rebounds, 23 assists, 12 steals
- Scored career-high 11 points vs. Western Carolina in 20-21
- Majoring in sociology



2

## ELLA THOMPSON

Sophomore • F • 5-11 • Bardstown, Ky. (Bethlehem HS)

GP-GS	PPG	RPG	APG	SPG	BPG	MPG
3-0	1.3	2.0	1.3	0.3	0.0	17.7
FG%: .250   3FG%: .000   FT%: .000						
CAREER HIGHS	Pts: 14	Reb: 12	Asst: 1	Stl: 3	Blk: 2	Min: 38

- Out indefinitely with back injury | Could miss rest of season
- Made season debut at South Dakota State, tallying two points
- Missed first eight game with injury
- Scored in double figures four times
- Notched 10 or more rebounds twice
- Scored career-high 15 points vs. Belmont
- Tallied career-high 12 rebounds vs. SIUE
- First career double-double at Morehead State (14 pts, 10 reb)
- Majoring in business management



3

## DIAMOND CANNON

Junior • F • 5-10 • Detroit, Mich. (Bradley)

GP-GS	PPG	RPG	APG	SPG	BPG	MPG
20-0	3.0	1.5	0.3	0.9	0.2	12.2
FG%: .500   3FG%: .000   FT%: .786						
CAREER HIGHS	Pts: 12	Reb: 4	Asst: 2	Stl: 4	Blk: 0	Min: 26

- Scored career-high 12 points at Evansville
- Played season-high 26 minutes at Evansville
- Notched six points in last matchup vs EIU
- Tallied seven points, four steals vs. Southern Indiana
- Tallied six points, three rebounds at Tennessee State
- Played one season at Bradley; Saw action in five games
- Majoring in sociology



Pronunciation  
\*Uh-nay-uh\*

4

## ANAYA BROWN

Freshman • F • 6-1 • Lexington, Ky. (Lafayette HS)

GP-GS	PPG	RPG	APG	SPG	BPG	MPG
22-12	7.5	5.6	0.9	0.9	1.0	27.1
FG%: .366   3FG%: .326   FT%: .667						
CAREER HIGHS	Pts: 17	Reb: 11	Asst: 4	Stl: 2	Blk: 4	Min: 37

- Tallied eight points, two rebounds at Evansville
- Notched eight points, three rebounds in last matchup vs EIU
- Notched first double-double with 10 pts, 11 rebs at South Dakota
- Scored in double figures seven times
- Averaged 17.8 points, 9.4 rebounds per game as a senior
- Named Region 11 Player of the Year | Miss Kentucky finalist
- Majoring in exercise science and wellness



Pronunciation  
\*Say-ghen\*

5

## SEYGAN ROBINS

Graduate • G • 5-8 • Harrodsburg, Ky. (Louisville)

GP-GS	PPG	RPG	APG	SPG	BPG	MPG
22-21	8.7	1.8	3.0	2.1	0.1	31.1
FG%: .360   3FG%: .398   FT%: .861						
CAREER HIGHS	Pts: 30	Reb: 7	Asst: 7	Stl: 5	Blk: 1	Min: 39

- Missed Monday's matchup at Evansville (load management)
- Scored career-high 30 points vs. Southern Indiana
- Tallied team-high 17 points in last matchup vs EIU
- Named OVC Player of the Week on 1/31 (30.0 ppg, 7 3PT FGS)
- Preseason All-OVC
- Scored in double figures 22 times | 7x this season
- Knocked down three or more 3PT FGs in 19 career games
- Tallied four or more assists in 26 games
- Graduated in 2021 | Pursuing Master's in special education



Pronunciation  
\*Shay\*

11

## SHAE LITTLEFORD

Sophomore • G • 5-7 • Charleston, Ill. (Charleston HS)

GP-GS	PPG	RPG	APG	SPG	BPG	MPG
19-19	12.8	3.3	3.8	1.8	0.1	34.2
FG%: .443   3FG%: .327   FT%: .851						
CAREER HIGHS	Pts: 29	Reb: 6	Asst: 8	Stl: 6	Blk: 1	Min: 40

- Named OVC Player of the Week (24.5 ppg, 4.0 rpg, 3.0 apg, 2.5 spg)
- Tallied 23 points, five assists, four steals at Evansville
- Notched 10 points, eight rebounds in last matchup vs EIU
- Scored career-high 29 points at Lindenwood
- Scored 20+ in back-to-back-back games | Avg. 24.0 ppg
- Ranks fourth in OVC in assists per game (3.8)
- Scored in double figures 27 times | 5x 20 point games
- Tallied four or more steals in nine games
- 2022-23 Preseason All-OVC | '21-22 OVC All-Newcomer team
- Majoring in sports business



12

## LEXI RUBLE

Freshman • G • 6-1 • Cape Girardeau, Mo. (Notre Dame HS)

GP-GS	PPG	RPG	APG	SPG	BPG	MPG
20-16	5.2	4.2	1.8	1.2	0.3	26.4
FG%: .398   3FG%: .353   FT%: .737						
CAREER HIGHS	Pts: 12	Reb: 9	Asst: 3	Stl: 3	Blk: 1	Min: 31

- Tallied five points, three rebounds at Evansville
- Posted four points, two assists in last matchup vs EIU
- Scored in double figures in three straight games (USI/SIUE/LIN)
- Scored in double figures four times
- Tallied career-highs in points (12) and rebounds (7) vs. Purdue Fort Wayne
- Scored 1,463 points while leaving ND as program's all-time leader in rebounds (970), assists (434) and steals (289)
- Majoring in exercise science and wellness



Pronunciation  
\*Shar-niece\*

23

## SHARNECCE CURRIE-JELKS


Freshman • F • 6-2 • Jackson, Tenn. (Southside HS)

GP-GS	PPG	RPG	APG	SPG	BPG	MPG
21-19	13.8	6.5	0.8	1.1	0.9	27.3

FG%: .523 | 3FG%: .176 | FT%: .719

CAREER HIGHS	Pts: 30	Reb: 15	Asst: 3	Stl: 2	Blk: 4	Min: 34
--------------	---------	---------	---------	--------	--------	---------

- Tallied 26 points, six rebounds at Evansville
- Notched eight points, eight rebounds in last matchup vs EIU
- Scored career-high 30 points with 13 rebounds vs. SEMO
- Ranks in OVC in points (5th), rebounds (5th), FG% (2nd)
- Named 6x OVC Freshman of the Week
- Tallied double-double vs. Troy and Southeast Missouri
- Scored in double figures 14 times | 20+ 4x | 30+ once
- Majoring in nursing



25

## PAIGE PIPKIN

Graduate • G • 5-10 • Henderson, Tenn. (Chester County HS)

GP-GS	PPG	RPG	APG	SPG	BPG	MPG
16-9	9.8	2.1	1.9	0.9	0.2	26.0

FG%: .431 | 3FG%: .379 | FT%: .710

CAREER HIGHS	Pts: 33	Reb: 9	Asst: 7	Stl: 5	Blk: 2	Min: 40
--------------	---------	--------	---------	--------	--------	---------

- Scored three points in 13 minutes at Evansville
- Did not play against Eastern Illinois in previous matchup
- Missed seven games with foot injury
- Tallied season-high 23 points, five rebounds vs. Arkansas State
- 2022-23 Preseason All-OVC | 2021-22 All-OVC second team
- Scored career-high 33 points at Austin Peay
- Tallied career-high nine rebounds vs. No. 24 Virginia Tech
- Scored in double figures 30 times | 20+ 5x | 30+ once
- 4x OVC Commissioner's Honor Roll | 2021-22 OVC Medal of Honor
- Graduate in 2021 w/ Bachelors | Graduate w/ MBA in Dec. 22



32

## ALLY COLLETT

Sophomore • G • 5-7 • London, Ky. (Eastern Kentucky)

GP-GS	PPG	RPG	APG	SPG	BPG	MPG
0-0	0.0	0.0	0.0	0.0	0.0	0.0

FG%: .000 | 3FG%: .000 | FT%: .000

CAREER HIGHS	Pts: 0	Reb: 0	Asst: 0	Stl: 0	Blk: 0	Min: 0
--------------	--------	--------	---------	--------	--------	--------

- Transferred from Eastern Kentucky after fall semester
- Averaged 2.9 points, 1.7 rebounds in 11 games at EIU in 2022-23
- Played in 54 career games | Starting 14 in two previous stops
- Spent two seasons at Eastern Kentucky (2021-23)
- Played 2020-21 season at Western Kentucky
- Tied WKU freshman record with 16 points vs. Tennessee in debut
- Ranked as top prep prospect in Kentucky in 2020



33

## JOSIE STOREY

Freshman • G • 5-10 • Mountain View, Ark. (Mountain View HS)

GP-GS	PPG	RPG	APG	SPG	BPG	MPG
23-14	6.8	2.2	1.4	1.4	0.1	24.3

FG%: .324 | 3FG%: .325 | FT%: .808

CAREER HIGHS	Pts: 20	Reb: 4	Asst: 6	Stl: 8	Blk: 1	Min: 39
--------------	---------	--------	---------	--------	--------	---------

- Tallied three points, two rebounds at Evansville
- Notched 10 points, four rebounds in last matchup at EIU
- Scored career-high 20 points at USI w/ 17 in fourth quarter
- Named OVC Freshman of the Week (1/17) | 19.0 ppg, 45.5%
- Started 12 of the last 13 games
- Dished out career-high six assists vs. Southeast Missouri
- Scored in double figures six times
- Helped team to back-to-back state titles in 2019 and 2020
- Majoring in exercise science and wellness



44

## KENLEY McCARN

Freshman • G/F • 5-11 • Melbourne, Ark. (Melbourne HS)

GP-GS	PPG	RPG	APG	SPG	BPG	MPG
4-3	19.8	4.3	1.0	1.3	0.8	33.5

FG%: .444 | 3FG%: .300 | FT%: .895

CAREER HIGHS	Pts: 31	Reb: 7	Asst: 1	Stl: 2	Blk: 2	Min: 38
--------------	---------	--------	---------	--------	--------	---------

- Out indefinitely with foot injury | Could miss rest of season
- Scored in double figures in all four games played
- Named OVC Player of the Week | 2x Freshman of the Week
- Scored 31 points vs. Troy | Program record for Skyhawk debut
- Led team to four straight state titles | 130-7 overall record
- Named MaxPreps Small Town All-American second team
- Named 2A state tournament MPV in three straight seasons
- Majoring in accounting

## UT MARTIN PLUS/MINUS

The plus/minus stat reflects how the team did while that player is on the court. If a player is a +5, it means his team outscored the opponent by five points while he was on the court. If he has a -3, then the opposing team outscored his team by three points while he was on the court.

Player	22-23	Avg/Gm	Best +/- Performance
#0 - Sydneey Boykin (19)	+10	+0.5	+5 vs. Murray State (11/30)
#2 - Ella Thompson (3)	-14	-4.7	+9 at South Dakota (12/14)
#3 - Diamond Cannon (20)	+8	+0.4	+5 vs. Purdue Fort Wayne (11/23)
#4 - Anaya Brown (22)	+3	+0.1	+13 vs. Southeast Missouri (1/5)
#5 - Seygan Robins (22)	+31	+1.4	+26 vs. Purdue Fort Wayne (11/23)
#11 - Shae Littleford (19)	+31	+1.6	+26 vs. Purdue Fort Wayne (11/23)
#12 - Lexi Rubel (20)	+27	+1.4	+25 vs. Purdue Fort Wayne (11/23)
#23 - Sharnece Currie-Jelks (21)	+1	+0.4	+25 vs. Purdue Fort Wayne (11/23)
#25 - Paige Pipkin (16)	-34	-2.1	+22 vs. Purdue Fort Wayne (11/23)
#33 - Josie Storey (23)	-14	-0.6	+18 vs. Southeast Missouri (1/5)
#44 - Kenley McCarn (4)	-1	-0.25	+15 vs. Arkansas State (11/14)



# QUICK HITS

## LITTLEFORD ON SCORING BINGE

• Sophomore **Shae Littleford** has been on a scoring binge as of late by scoring 20 points or more in three consecutive outings. After scoring over 20 points just once in her first 38 games of her collegiate career, she has rattled off three straight 20-point outings against SIUE (20), Lindenwood (29) and Evansville (23).

## 20/20 SKYHAWK VISION

• So far this season, the Skyhawks have had a pair of 20 points scorers in two contests after not accomplishing the feat at all during the 2021-22 season. The tandem of **Shae Littleford (21)** and **Josie Storey (20)** eclipsed 20 points in the team's win at Southern Indiana while **Sharnecce Currie-Jelks (26)** and Littleford (23) did it again at Evansville.

## McMILLAN NOTCHES 100TH CAREER ROAD VICTORY

• With a win at Evansville on Feb. 6, UT Martin head coach **Kevin McMillan** recorded the 100th road victory of his career. He eclipsed 10 road wins in three consecutive seasons from 2013-16 while winning five or more in 12 of 14 seasons.

## LITTLEFORD NAMED OVC PLAYER OF THE WEEK

• Sophomore **Shae Littleford** garnered the first OVC Player of the Week honor of her career after averaging 24.5 points, 4.0 rebounds, 3.0 assists and 2.5 steals against SIUE and Lindenwood. She was effective from the floor where she shot 51.5 percent (17-of-33) while also knocking down 5-of-12 three-point attempts. Meanwhile, she cashed in all 10 of her free throw opportunities on the way to back-to-back 20-point efforts. She began the week with 20 points, four rebounds, four assists and four steals against SIUE. Then against Lindenwood, she set a new career-high with a game-best 29 points while also adding four rebounds, two assists and a steal.

## CURRIE-JELKS EARNS SIXTH OVC FRESHMAN OF THE WEEK

• Forward **Sharnecce Currie-Jelks** has picked up six OVC Freshman of the Week honors this season. She is just the fourth Skyhawk to pick up five or more Freshman of the Week honors in a single season, joining Heather Butler (2010-11), Ashia Jones (2013-14) and Kendall Spray (2016-17). The previous trio all ultimately won OVC Freshman of the Year honors.

## FRESHMEN ARE CLEANING UP WEEKLY OVC HONORS

• UT Martin has claimed nine OVC Freshman of the Week honors this season. Forward **Sharnecce Currie-Jelks** leads the team with six selections while guards **Kenley McCarn (two)** and **Josie Storey (one)** have also earned weekly honors this season.

## YOUNG LINEUP LEADS TO WIN AT EVANSVILLE

• When the starting lineups were announced at Evansville on Feb. 6, the Skyhawks had a new look starting-five which featured a young roster including four freshmen and one sophomore - combining for just six years of experience. The last time the Skyhawks had four or more freshmen starters in the lineup was during the 2010-11 season when they started five freshmen the first four games of the season.

## YOUTH MOVEMENT IS MAKING WAVES

• UT Martin has benefitted from the strong outings by their freshman class this season. Of the team's 61.6 points per game this season, the Skyhawks' freshmen have combined to score 53.9 percent (793 points) of the team's offensive output. Meanwhile, the graduate tandem of **Paige Pipkin** and **Seygan Robins** have combined for 23.6 percent.

## ROBINS SHOOT HER WAY TO OVC PLAYER OF THE WEEK

• Graduate guard **Seygan Robins** earned the first OVC Player of the Week honor of her career after a career-best performance against Southern Indiana. Robins scored a career-high 30 points in the comeback victory, including a stretch which saw her score 23 of her 30 points in the second half while knocking down 6-of-6 three-point attempts.



## MID-MAJOR TOP 25

	Team	Rec.	Pts.	Conf
1.	South Dakota State (22)	20-5	752	Summit
2.	Gonzaga (8)	22-3	716	West Coast
3.	FGCU	23-3	710	ASUN
4.	Princeton (1)	18-5	695	Ivy League
5.	Columbia	18-4	628	Ivy League
6.	Bowling Green	20-2	604	Mid-American
7.	Ball State	19-4	587	Mid-American
8.	Toledo	17-4	547	Mid-American
9.	Illinois State	17-5	508	Missouri Valley
10.	Stephen F. Austin	18-4	472	WAC
11.	Portland	18-6	470	West Coast
12.	Northern Iowa	15-6	433	Missouri Valley
13.	Green Bay	20-5	388	Horizon
14.	Cleveland State	22-3	354	Horizon
15.	Iona	17-5	295	Metro Atlantic
16.	Drexel	17-5	281	Colonial
17.	Gardner Webb	20-4	206	Big South
18.	UC Irvine	17-5	191	Big West
19.	James Madison	18-6	171	Sun Belt
20.	Eastern Illinois	20-3	149	Ohio Valley
21.	Troy	15-8	142	Sun Belt
22.	Vermont	16-6	121	America East
23.	Kent State	14-7	104	Mid-American
24.	Youngstown State	16-6	92	Horizon
25.	Boston University	16-6	80	Patriot

## NEXT WOMAN UP

• Injuries and sickness have limited the Skyhawks for most of this season. Compared to the preseason expectations, the Skyhawks have had numerous players miss action this season - including players expected to be in the starting lineup. To date, UT Martin has had a projected starter out of every game while several players have missed multiple contests. Between the mixture of expected starters, the Skyhawks have missed 57 combined starts.

Player	Games Missed
Ella Thompson	20
Kenley McCarn	19
Paige Pipkin	7
Shae Littleford	4
Lexi Rubel	3
Sharnecce Currie-Jelks	2
Seygan Robins	1
Anaya Brown	1
Total	57

## 30 POINT SCORERS

• This season the Skyhawks have had three 30-point scorers this season, including impressive contests by the freshmen tandem of **Kenley McCarn** and **Sharnecce Currie-Jelks** while graduate guard **Seygan Robins** also joined the list. The trio now joins a list of 18 players to score 30 points or more for UT Martin during the program's Division I history. McCarn scored 31 points in her collegiate debut against Troy while Currie-Jelks scored 30 points against Southeast Missouri. Robins racked up 30 points against Southern Indiana.

Players	30-point Performers	Total
1.	Heather Butler	18
2.	Chelsey Perry	14
3.	Jasmine Newcome	13
4.	Ashia Jones	10
5.	Kendall Spray	4
6.	Zabrina Harris	2
	Andreika Jackson	2
	Tara Tansil	2
9.	Tiffany Brundige	1
	Chanda Cordova	1
	Sharnecce Currie-Jelks	1
	Tessa Fields	1
	Crystal Fuller	1
	Kenley McCarn	1
	Kelly Pendelton	1
	Paige Pipkin	1
	Seygan Robins	1
	Dasia Young	1



## McMILLAN CAREER VICTORIES

### McMILLAN AMONGST OVC LEADERBOARD

• With a career record of 262-173, UT Martin head coach **Kevin McMillan** currently ranks third in total wins in Ohio Valley Conference history. McMillan also ranks first amongst active coaches.

Coach (Program)	W	L	%
1. Larry Inman (MTSU/EKU/TSU)	545	352	.606
2. Bill Worrell (TTU)	408	190	.682
3. Kevin McMillan (UTM)	262	173	.602
4. Lewis Bivens (MTSU)	182	103	.639
5. Marynell Meadors (TTU)	181	100	.730

## DOWN BUT NOT OUT

• This season UT Martin has overcome a double-digit deficit in three contests this season. Facing a second half deficit as large as 10 points against Arkansas State, the Skyhawks finished the game on a 23-2 run to pull away with a 19-point victory. Against Southern Indiana, the Skyhawks trailed by as much as 12 in the fourth quarter before putting up a season-high 30 points in the period to squeak out a three-point win. Then again versus Southern Indiana, the Skyhawks used a 20-2 run in the third quarter to turn a 14-point deficit into a 12-point victory.

## UNLIKELY SCRIPT LEADS TO SEASON SWEEP

• UT Martin found a way to pick up a season sweep of Southern Indiana despite trailing the Screaming Eagles by double figures in the second half of both contests. In the first matchup in Evansville, UT Martin overcame a 12-point deficit in the fourth quarter to squeak out a 63-60 road victory. Then in the Elam Center, the Skyhawks surged back from a 12-point deficit in the second half - keyed by a 20-2 run in the third quarter - to ultimately pull away with a 68-56 home win.

## NEW YEAR BRINGS STRONG PLAY

• Historically the Skyhawks have only improved as the season grows more mature, posting a 188-72 record under the direction of head coach Kevin McMillan since 2010 once the calendar flips to a new year. Over the past 14 seasons UT Martin is 77-36 in January, 85-19 in February and 26-17 in March.

## LITTLEFORD IS PLAYING BIG

• Preseason All-OVC guard **Shae Littleford** has been a consistent contributor for the Skyhawks this season. Littleford has reach double figures in the scoring column 14 times this season - including a current stretch in which she has scored 10 points or more in nine straight games.

## CURRIE-JELKS LEADS THE WAY

• Freshman forward **Sharnecce Currie-Jelks** has been a force through the first 19 games of her Skyhawk career. Currie-Jelks has been named OVC Freshman of the Week five times already while scoring in double figures in 13 contests - including three 20+ point performances against Southeast Missouri (30), South Dakota (23) and Purdue Fort Wayne (21). She has also tallied a pair of double-doubles in her collegiate debut against Troy with 14 points and 15 rebounds while notching 30 points and 13 rebounds against Southeast Missouri.



## SKYHAWK RECORD WHEN...

Playing at home.....	4-4
Playing on the road.....	5-7
Playing on a neutral floor.....	1-2
Playing Top-25 Opponent.....	0-0
Playing day games.....	6-4
Playing night games.....	4-9
Playing in white uniforms.....	4-5
Playing in navy uniforms.....	2-5
Playing in orange uniforms.....	4-3
Leading at halftime.....	5-4
Trailing at halftime.....	5-8
Tied at halftime.....	0-1
Game decided by 1-4 points.....	1-3
Game decided by 5-9 points.....	1-4
Game decided by 10-14 points.....	2-3
Game decided by 15 points or more.....	6-3
Scoring less than 60 points.....	0-8
Scoring 60-69 points.....	5-3
Scoring 70-79 points.....	2-1
Scoring 80-89 points.....	3-1
Scoring 90-99 points.....	0-0
Scoring 100 or more points.....	0-0
Allowing less than 50 points.....	1-1
Allowing 50-59 points.....	4-0
Allowing 60-69 points.....	5-4
Allowing 70-79 points.....	0-6
Allowing 80 or more points.....	0-2
Finishing with better FG%.....	8-3
Finishing with worse FG%.....	2-9
Shooting 50% or better on FGs.....	3-1
Shooting under 50% on FGs.....	7-12
Finishing with better 3PT FG%.....	7-5
Finishing with worse 3PT FG%.....	3-8
Shooting 40% or better on 3PT FGs.....	3-4
Shooting under 40% on 3PT FGs.....	7-9
Leading in rebounds.....	5-1
Trailing in rebounds.....	4-11
Tied in rebounds.....	1-1
Leading in assists.....	6-5
Trailing in assists.....	3-8
Tied in assists.....	1-0
Leading in steals.....	8-5
Trailing in steals.....	0-8
Tied in steals.....	2-0
Leading in blocks.....	4-3
Trailing in blocks.....	5-9
Tied in blocks.....	1-1
Committing fewer turnovers than opponent.....	7-5
Committing more turnovers than opponent.....	1-7
Committing same number of turnovers.....	2-1
Winning on points in the paint.....	7-3
Losing on points in the paint.....	3-10
Scoring the same number of points in paint.....	0-0
Scoring more bench points.....	3-3
Scoring fewer bench points.....	6-10
Scoring the same number of bench points.....	1-0
Scoring more fastbreak points.....	7-2
Scoring fewer fastbreak points.....	3-13
Scoring the same number of fastbreak points.....	0-0
A Skyhawk scores 20+ points.....	8-2
A Skyhawk scores 30+ points.....	2-1
A Skyhawk records a double-double.....	2-1
Playing in November.....	2-5
Playing in December.....	3-2
Playing in January.....	3-4
Playing in February.....	2-1
Playing in March.....	0-0

# QUICK HITS

## STOREY NAMED OVC FRESHMAN OF THE WEEK

• Guard Josie Storey became the third Skyhawk to be named OVC Freshman of the Week this season and seventh overall, after averaging 19.0 points and 3.0 rebounds per game while shooting 45.5 percent from the field and knocking down 10 three-pointers. Storey scored 18 points against Tennessee State before adding a career-high 20 points - including 17 in the fourth quarter - against Southern Indiana.

## SKYHAWK DOUBLE-DOUBLES

• UT Martin has three players which have recorded double-doubles during their Skyhawk careers with freshman Sharnecce Currie-Jelks leading the way with a pair against Troy and Southeast Missouri. Sophomore Ella Thompson recorded one against Morehead State last season while freshman Anaya Brown recorded one of her own against South Dakota.

Double-Doubles			
Player/Opponent		Pts	Reb
Sharnecce Currie-Jelks vs. Southeast Missouri (1/5/23)		30	13
Ella Thompson at Morehead State (1/24/22)		14	10
Sharnecce Currie-Jelks vs. Troy (11/10/22)		14	15
Anaya Brown at South Dakota (12/14/22)		10	11

## FOUR SKYHAWKS REACH DOUBLE FIGURES

• UT Martin has shown balance this season by placing four players in double figures in six contests. The Skyhawks have accomplished the feat against Troy, Vanderbilt, South Dakota, Morehead State, Southeast Missouri and SIUE.

## BACK IN OVC PLAY

• The Skyhawks are looking to continue their recent success with the opening of league play. UT Martin has ranked amongst the OVC leaders for over a decade by boasting a 166-46 record (78.3 winning percentage) against league foes while claiming six regular season titles and four tournament crowns since the 2010-11 season.

## SHOOT GOOD, FEEL GOOD

• Like most teams, when the Skyhawks shoot well, the results usually follow. In eight of the team's 10 wins this season, UT Martin has shot at least 40 percent from the floor with the team's best night coming against Evansville in which they made 58.8 percent. Conversely, in the Skyhawks 13 losses, they have only shot over 40 percent against Troy.

## OVC ACTION BRINGS NEW RIVALS

• The 2022-23 season brings in three new programs to the Ohio Valley Conference with the addition of Lindenwood, Little Rock and Southern Indiana into the league. Little Rock joins the OVC from the Sun Belt while both Lindenwood and Southern Indiana join the league from the Division II ranks where they were both members of the GLVC.

## HOME COURT ADVANTAGE

• UT Martin has tallied 274 home victories since 1995, making the Elam Center a daunting place for visiting teams. During McMillan's tenure the Skyhawks have posted a 134-38 record at home since taking over as head coach, posting an .782 winning percentage. The Skyhawks have also posted a 98-19 home record (84.5 percent) against OVC foes during the same span.

### UT Martin Record at Home Under McMillan

2018-19.....	14-1	2010-11.....	10-0
2019-20.....	13-1	2012-13.....	10-5
2011-12.....	12-1	2014-15.....	10-2
2013-14.....	11-1	2020-21.....	9-1
2015-16.....	11-1	2009-10.....	7-4
2017-18.....	11-3	2016-17.....	7-6
2021-22.....	5-8	2022-23.....	4-4

## MASTER PIPKIN, THE DOUBLE GRADUATE

• Graduate guard Paige Pipkin has not only been a standout performer on the court during her tenure with the Skyhawks, but also has two degrees with her name on it. After graduating with a bachelor's degree in accounting in May of 2021, Pipkin recently completed her Master's in business administration in December of 2023.

## ON THE ROAD AGAIN

• UT Martin wrapped up its lengthy season-long five game road trip with a heart-breaking loss to Little Rock on a buzzer-beating three-pointer. The Skyhawks picked up two wins on the trip against Vanderbilt and South Dakota while falling to South Dakota State, Missouri State and Little Rock.

## BROWN CHURNS A DOUBLE-DOUBLE

• Freshman forward Anaya Brown became just the third active member of the Skyhawks - joining Ella Thompson and Sharnecce Currie-Jelks - to record a double-double with an impressive contest at South Dakota. Brown helped lead the Skyhawks to a victory after tallying 10 points and 11 rebounds - both career highs.

## SKYHAWKS KNOCK OFF ANOTHER POWER-FIVE PROGRAM

• With a 66-54 win against Vanderbilt on Dec. 4, the Skyhawks picked up their fourth win against a Power 5 program in the school's Division I history. The win marked the team's first victory since knocking off Alabama in 2015 (83-65) and the most recent road win since also upsetting Alabama in 2013 (75-57). Overall, the Skyhawks have program wins against Alabama, Ole Miss and Vanderbilt.

## THAT 70'S SHOW

• 70 has proven to be the magic number for the Skyhawks in recent history. Under the direction of head coach Kevin McMillan, UT Martin is 189-39 when eclipsing the 70-point plateau. When the Skyhawks have scored 80 points or more, they are 117-9 during the same span.

## UT MARTIN FROM DEEP

• The Skyhawks have made a three-pointer field goal in 445 consecutive games, a streak which dates back to Feb. 3, 2009 against Austin Peay and ranks seventh nationally.

Program	Total
1. Iowa State (Feb. 1995-Pres.)	847
2. Chattanooga (Dec. 16, 1999-Pres.)	696
3. Milwaukee (2002-Pres.)	594
4. UC Davis (Feb. 15, 2003-Pres.)	553
5. Bowling Green (Feb. 12, 2005-Pres.)	540
6. Austin Peay (2006-Pres.)	475
7. UT Martin (Feb. 3, 2009-Pres.)	445

## 250 WINS AND CLIMBING

• UT Martin head coach Kevin McMillan picked up his 250th career victory with a 60-57 win over Austin Peay on Feb. 14. With the win, McMillan became the sixth head coach in OVC history to eclipse 250 career victories - men's and women's.

Coach (Program)	W	L	%
1. Larry Inman (MTSU/EKU/TSU)	545	352	.606
2. Dave Loos (APSU)	420	410	.506
3. Bill Worrell (TTU)	408	190	.682
4. Cal Luther (MUR/UTM)	319	283	.530
5. E.A. Diddle (WKU)	296	143	.674
6. Kevin McMillan (UTM)	263	173	.602

## CURRIE-JELKS NAMED TO HOSTILO HOOPS ALL-TOURNAMENT TEAM

• Freshman Sharnecce Currie-Jelks was named to the Hostilo Hoops Community Classic All-Tournament team after scoring in double figures in all three contests and averaging 16.0 points and 4.7 rebounds per game. While shooting 51.4 percent from the field during the tournament, she scored a career-high 21 points in the win over Purdue Fort Wayne.

## McCARN EARNS PAIR OF OVC WEEKLY HONORS

• Newcomer Kenley McCarn picked up a pair of OVC honors after an impressive debut performance by being named both OVC Player of the Week and Freshman of the Week. McCarn averaged 31.0 points, 3.0 rebounds, 2.0 blocks and 1.0 assists for the week while shooting 63.1 percent from the floor and 100 percent from the free throw stripe.



# QUICK HITS

## DEBUT FOR THE RECORD BOOKS

• Skyhawk freshman **Kenley McCarn** wasted no time in making her presence known this season by scoring 31 points in the season-opener against Troy. McCarn scored 31 points while making 12-of-19 field goal attempts and 6-of-6 free throw attempts to rank as the most points by a Skyhawk in their debut.

## FRESHMAN DOUBLE-DOUBLE

• Freshman forward **Sharnecce Currie-Jelks** had a big night in her collegiate debut by recording a double-double against Troy. Currie-Jelks tallied 14 points and 15 rebounds in her first official game since her junior season of high school. The contest also marked the first time a Skyhawk had tallied 15 or more rebounds since current assistant coach Maddie Waldrop tallied 16 boards against Tennessee State in 2019.

## FRESHMEN STARTERS

• UT Martin saw its freshman class carry a heavy load in the team's season-opener against Troy. The Skyhawks started three freshman in the contest while bringing two others off the bench. The contest marked the first time since 2010-11 that the Skyhawks started three or more true freshmen in a season opener.

## SKYHAWKS MATCH UP AGAINST THE BEST

• UT Martin has never shied away from playing some of the best teams in the country under head coach **Kevin McMillan**. Since taking over in 2009-10, McMillan and the Skyhawks have played 28 nationally ranked opponents. This season the Skyhawks are set to play nationally ranked and defending WNIT champion South Dakota State along with seven other programs which earned postseason berths in 2021-22.

## SKYHAWKS RETURN OFFENSIVE PRODUCTION

• The Skyhawks return 70.8 percent of their offensive production in the team's four returners from last year's squad. **Paige Pipkin** led the team with 12.3 points per game while **Shae Littleford** also averaged double figures with 11.0 points per game. The team also welcomes back the squad's third and sixth leading scorers in **Seygan Robins** (9.8 ppg) and **Ella Thompson** (6.3 ppg) combining for 39.6 of the team's 70.8 points per contest.

## SKYHAWKS PICKED TO FINISHED SECOND IN OVC

• In a poll of the OVC's head coaches and sports information directors, UT Martin has been picked to finish second in the league's preseason poll. The Skyhawks garnered 134 points overall and four first place votes.

### 2022-23 OVC Predicted Order of Finish

1. Tennessee Tech (11 first place votes) - 147
2. **UT Martin (4 first place votes) - 134**
3. Little Rock (4 first place votes) - 129
4. Eastern Illinois - 115
5. Tennessee State (1 first place vote) - 95
6. SIUE - 83
7. Southern Indiana - 66
8. Southeast Missouri - 61
9. Lindenwood - 33
- Morehead State - 33

## McMILLAN'S CHAMPIONSHIP PEDIGREE

• UT Martin has won 10 OVC championship under Kevin McMillan including six regular season titles (2011-12, 2013-14, 2014-15, 2015-16, 2019-20, 2020-21) and four OVC tournament crowns (2011, 2012, 2013, 2014). His 10 titles lead all active OVC coaches - men or women.

Coch, School	Season	Tourn.	Total
Kevin McMillan, UT Martin (W)	6	4	10
Rekha Patterson, SEMO (W)	0	1	1
Preston Spradlin, Morehead State (M)	0	1	1

## FOLLOW THE SKYHAWKS

• The official Twitter of UT Martin Skyhawk Athletics is @UTMSports. Skyhawk women's basketball's account is @UTMartinWBB.



## SKYHAWK TRIO GARNERS PRESEASON HONORS

• The Skyhawk trio of **Paige Pipkin**, **Shae Littleford** and **Seygan Robins** were recognized as Preseason All-Ohio Valley Conference honorees. Meanwhile, the Skyhawks were picked to finish second in the league standings in a preseason poll of the league's head coaches and sports information directors. **Pipkin** was an All-OVC second team selection after averaging 12.3 points and 4.1 rebounds per game. **Littleford** was added to the OVC All-Newcomer team after averaging 11.0 points and 2.0 assists per game. Meanwhile, **Robins** averaged 9.8 points and 2.8 assists.

## SKYHAWK NEWS ONLINE

• UTMSports.com is the official website for UT Martin Athletics. It is the best source for up-to-date information on the Skyhawk women's basketball team. Rosters, box scores, cumulative statistics, pre-game notes and other materials are available on the site.

## LITTLEFORD AND PIPKIN GARNER OVC MEDALS OF HONOR

• The Skyhawk duo of **Shae Littleford** and **Paige Pipkin** earned OVC Academic Medal of Honor awards after stellar academic seasons in 2021-22. The OVC Academic Medal of Honor is given annually to the student-athletes who achieve the highest grade point average in a Conference-sponsored sport. Each of the 287 OVC Medal of Honor recipients for the 2021-22 academic year carried a perfect 4.0 GPA.

## EIGHT SKYHAWKS NAMED TO OVC COMMISSIONER'S HONOR ROLL

• The Skyhawk women's basketball team featured eight players which were named to the OVC Commissioner's Honor Roll for the 2021-22 academic year with at least a 3.25 Grade Point Average. Included on that list are returners **Shae Littleford**, **Paige Pipkin**, **Seygan Robins** and **Ella Thompson**.

## SKYHAWK BIRTHDAYS

Seygan Robins	February 17, 1999
Josie Storey	March 4, 2004
Ella Thompson	March 14, 2003
Anaya Brown	March 27, 2004
Sydneey Boykin	April 3, 2002
Sharnecce Currie-Jelks	May 27, 2004
Paige Pipkin	October 4, 1998
Kenley McCarn	October 8, 2003
Diamond Cannon	October 14, 2000
Lexi Rubel	October 22, 2003
Shae Littleford	October 25, 2002

## 2023 OVC BASKETBALL CHAMPIONSHIP RETURNS TO EVANSVILLE

• For the sixth straight year, the Ohio Valley Conference Board of Presidents has awarded the 2023 OVC Women's Basketball Championship to the Ford Center in Evansville, Ind. The OVC Basketball Championship is scheduled for March 1-4 and will feature eight women's teams with a merit-based double-bye system.

## SKYHAWK RADIO NETWORK

• The flagship station for Skyhawk women's basketball is Thunderbolt Broadcasting with its games broadcast on WCMT 1410 AM, 100.5 FM, 92.7 FM, 96.1 FM, 99.7 FM and 103.3 FM. Chris Brinkley is in his 22nd year as coordinator of the Skyhawk Radio Network.

## VS. RANKED OPPONENTS

Date	Opponent	Results
1/22/76	at #19 Kentucky	L, 63-56
2/12/79	at #6 Tennessee	L, 124-60
3/2/79	at #8 Tennessee	L, 96-51
2/16/80	#4 Tennessee	L, 69-55
2/28/80	vs. #4 Tennessee	L, 81-35
2/26/81	vs. #4 Tennessee	L, 71-41
11/23/97	#1 Tennessee	L, 73-32
11/19/99	#5 Tennessee	L, 133-60
1/7/02	at #9 North Carolina	L, 90-67
12/22/02	#4 Vanderbilt	L, 101-77
12/3/03	at #2 North Carolina	L, 101-63
12/2/04	at #4 North Carolina	L, 96-36
1/2/05	at #15 Georgia	L, 68-52
12/30/05	#17 Georgia	L, 81-47
12/5/06	at #6 Tennessee	L, 85-29
11/28/08	at #25 Xavier	L, 73-41
12/30/10	at #11 Kentucky	L, 68-47
3/19/11	at #6 Duke	L, 90-45
11/20/11	at #16 Purdue	L, 65-39
12/7/11	#23 Vanderbilt	L, 99-84
12/28/11	at #14 Louisville	L, 70-57
3/17/12	#9 Tennessee	L, 72-49
11/17/12	vs. #1 Baylor	L, 82-67
11/18/12	vs. #4 Stanford	L, 92-68
11/26/12	#4 Louisville	L, 79-61
12/9/12	#14 Purdue	L, 68-60
3/24/13	vs. #2 Notre Dame	L, 97-64
11/10/13	at #25 Gonzaga	L, 91-54
12/28/13	at #20 Florida State	L, 76-53
3/23/14	vs. #12 North Carolina	L, 60-58
11/15/15	at #23 Iowa	L, 62-56
11/11/16	#5 Louisville	L, 100-57
12/20/16	at #22 DePaul	L, 100-68
12/5/17	at #4 Louisville	L, 91-56
3/3/18	vs. #22 Belmont	L, 63-56 <sup>(OT)</sup>
12/4/18	at #4 Louisville	L, 102-62
11/11/19	at #10 Mississippi State	L, 82-46
11/14/19	at #23 Gonzaga	L, 78-55
12/19/19	vs. #6 Louisville	L, 71-63 <sup>(2OT)</sup>
12/29/19	at #20 Arkansas	L, 96-46
12/6/20	at #5 Louisville	L, 85-67
1/5/21	at #2 Louisville	L, 96-61
11/17/21	at #10 Louisville	L, 62-30

TOTAL vs. TOP 25 ..... 0-42

vs. No. 1	..... 0-2
vs. No. 2	..... 0-3
vs. No. 4	..... 0-9
vs. No. 5	..... 0-3
vs. No. 6	..... 0-4
vs. No. 8	..... 0-1
vs. No. 9	..... 0-2
vs. No. 10	..... 0-2
vs. No. 11	..... 0-1
vs. No. 12	..... 0-1
vs. No. 14	..... 0-2
vs. No. 15	..... 0-1
vs. No. 16	..... 0-1
vs. No. 17	..... 0-1
vs. No. 19	..... 0-1
vs. No. 20	..... 0-2
vs. No. 22	..... 0-2
vs. No. 23	..... 0-3
vs. No. 25	..... 0-2



## GET TO KNOW McMILLAN

### EDUCATION

- Undergraduate: Rhodes College, 1989
- Masters: Middle Tennessee, 2007

### PLAYING CAREER HIGHLIGHTS

- Began career at Wake Forrest in 1985
- Played three years at Rhodes College, 86-89
- 1988 SCAC Player of the Year
- Three-time SCAC All-Conference Selection
- Ranked No. 9 all-time Rhodes (1,372 pts)

### CAREER HISTORY

#### UT MARTIN (2009-PRESENT)

- Head Coach
- 262-173 in 14 seasons
- Went to four consecutive NCAA Tournaments
- Posted seven 20-win seasons
- Four-time OVC Coach of the Year
- Won six OVC season championships
- Won four OVC Tournament championships
- Led team to nine postseason berths

#### GIBSON COUNTY HS (2007-09)

- Head Coach
- 62-6 record in two seasons
- Won state championship in 2008-09

#### MIDDLE TENNESSEE (2005-07)

- Assistant Coach
- Went to back-to-back NCAA Tournaments

#### WESTVIEW HS (1997-2005)

- Head Coach
- 196-73 record in eight seasons

#### MILLINGTON CENTRAL HS (1990-97)

- Head Coach
- 177-47 in seven seasons

### CHAMPIONSHIPS

#### OVC CHAMPIONSHIP

- 2012, 2014, 2015, 2016, 2020, 2021

#### OVC TOURNAMENT CHAMPIONSHIP

- 2011, 2012, 2013, 2014

### COACHING HONORS

- 2009-10 OVC Coach of the Year
- 2010-11 TSWA Women's Coach of the Year
- 2014-15 OVC Coach of the Year
- 2015-16 OVC Coach of the Year
- 2020-21 OVC Coach of the Year



## BY THE NUMBERS

- **Overall:** 262-173 (.602)
- **OVC Play:** 175-60 (.745) | **Non-OVC:** 87-110
- **Home:** 133-38 | **Away:** 100-107 | **Neutral:** 27-23
- **Conference Championships:** Six (12, 14, 15, 16, 20, 21)
- **Postseason:** 24-17 | **NCAA:** 0-4 | **WNIT:** 3-4



## McMILLAN AT A GLANCE

In his 14 seasons as a NCAA Division I head coach, Kevin McMillan has racked up **262** total wins to serve as the OVC's active leader,

**262**

**10**

McMillan has led the Skyhawks to **10** OVC championships in his 13 seasons - including six regular season and four tournament crowns.

McMillan has led the Skyhawks to the postseason **nine** times in 13 seasons - including four consecutive NCAA Tournaments from 2010-14.

**9**



## HEAD COACH KEVIN McMILLAN



## YEAR-BY-YEAR HEAD COACHING RECORD

YEAR	OVERALL	OVC	FINISH	POSTSEASON
2009-10	11-19 .366	8-10 .444	4th	-
2010-11	21-11 .656	14-4 .777	2nd	NCAA Tournament First Round
2011-12	23-9 .719	15-1 .938	1st	NCAA Tournament First Round
2012-13	19-15 .559	11-5 .688	4th	NCAA Tournament First Round
2013-14	24-8 .750	15-1 .938	1st	NCAA Tournament First Round
2014-15	22-11 .667	16-0 1.000	1st	WNIT First Round
2015-16	22-10 .688	14-2 .875	1st	WNIT Second Round
2016-17	12-19 .387	8-8 .500	4th	-
2017-18	19-15 .559	13-5 .722	2nd	WNIT First Round
2018-19	23-9 .718	13-5 .722	2nd	-
2019-20	22-10 .688	16-2 .888	1st	WNIT Qualifier (Canceled)
2020-21	22-6 .785	17-2 .898	1st	WNIT Memphis Regional
2021-22	12-18 .413	9-9 .500	6th	-
2022-23	10-13 .435	6-6 .50	-	-
<b>OVERALL</b>	<b>262-173 .602</b>	<b>175-60 .745</b>		<b>Nine Postseason Appearances</b>

The eighth head coach in UT Martin women's basketball history, Kevin McMillan is in his 14th year at the helm of the Skyhawk program as the school's all-time wins leader with 252 career victories.

Overall, the Skyhawks have won 10 Ohio Valley Conference titles during his 13 seasons at UT Martin – including six regular season titles and four tournament crowns. The Skyhawks reached the postseason in six consecutive seasons and nine seasons overall while reaching the NCAA Tournament in 2011, 2012, 2013 and 2014 while earning a bid to the Women's NIT in 2015, 2016, 2018, 2020 (canceled) and 2021. Additionally, the program has recorded eight 20-win seasons in the past 11 years with the Skyhawks posting a 252-160 record under McMillan, including a 169-54 mark in conference play. His 252 victories rank as the third-highest win total in OVC history, as he accounts for four OVC Coach of the Year awards.

Off the court, McMillan's teams have exceeded the average NCAA Academic Progress Rate in each of his 13 seasons. He has produced two OVC Scholar-Athletes (the highest individual honor in the league) and has graduated 100 percent of his student-athletes who have completed their eligibility in his Skyhawk tenure.

In 2021-22, the Skyhawks battled injuries and illness most of the season before finishing the campaign with a 12-18 overall record while going 9-9 in OVC play. The season snapped a streak of 12 consecutive years in which the Skyhawks finished in the top four of the OVC standings after entering the OVC Basketball Championship as the sixth seed. UT Martin boasted a pair of postseason awards as Paige Pipkin (All-OVC second team) and Shae Littleford (All-Newcomer) represented the squad.

Despite the 2020-21 season facing numerous challenges related to COVID-19 the Skyhawks posted yet another banner year. UT Martin notched its 11th 20-win season in program history after going 22-6 overall while posting a 17-2 mark in league play for the team's seventh regular season championship. In addition to the team's championship run, the squad earned a berth to the WNIT where they posted a pair of wins over Louisiana and Illinois State to become the first team in OVC history to record multiple victories in the same postseason.

Highlighting the season individually was the play of All-OVC forwards Chelsey Perry and Dasia Young who both earned first team honors. Perry was named the OVC Player of the Year for the second straight season after leading the league in multiple statistical categories including scoring (22.9 ppg), field goal percentage (50.2 percent) and field goals made (164). Following the season, Perry made waves by becoming the highest selection in OVC history by being selected 26th overall in the WNBA Draft by the Indiana Fever.

The Skyhawks posted their sixth league title in program history in 2019-20 after posting a 22-10 overall record while going 16-2 in league action. UT Martin would receive a berth into the Women's NIT after falling in the OVC Basketball Championship finals but the postseason event would be canceled because of COVID-19. In a season in which injuries plagued the roster, the Skyhawks continually rose to the occasions with its 10th 20-win season in program history while featuring a pair of All-OVC first-team performers in Perry and Maddie Waldrop.

Perry dominated postseason honors by being named WBCA Coaches' All-American honorable mention, a finalist for the Becky Hammon Mid-Major Player of the Year and OVC Player of the Year selection after ranking first nationally in field goal made (286), second in total points (740) and third in both points per game (23.1) and field goal attempts (386). Meanwhile, Waldrop earned her first All-OVC honor after ranking amongst OVC leaders in defensive rebounds (5.9, fourth), field goal percentage (48.6, fifth), rebounding (7.8 rpg, seventh) and scoring (12.7 ppg, eighth).

Despite having one of the youngest teams in the country on a program which featured just one senior on the roster, the Skyhawks still managed to meet program expectations throughout the 2018-19 season. The Skyhawks would post a 23-9 overall mark while finishing tied for second in the league standings with a record of 13-5. The team's 23 wins tied for the most wins in program history while appearing in the OVC Basketball Championship title contest for the seventh time in the last nine seasons. Highlighting the season was the emergence of senior Emanyne Robertson who put the finishing touches on her career with an All-OVC first team and OVC Defense Player of the Year selection. Meanwhile, sophomore Chelsey Perry earned All-OVC second team honors while freshman



Brittini Moore was selected to the OVC All-Newcomer squad.

McMillan saw the Skyhawks return to the postseason for the seventh time in his tenure in 2017-18 with another appearance in the Women's NIT. The Skyhawks would ultimately post a 19-15 overall mark while notching a 13-5 mark in league play to earn the No. 2 seed in the OVC Basketball Championship – where the squad advanced to the tournament finals before falling to No. 22 ranked Belmont in overtime. With the league's automatic bid to the Women's NIT, the Skyhawks would travel to Indiana where they fell to the eventual tournament champions.

Faced with one of the youngest rosters in the nation – boasting just four returners and an abundance of key injuries – the Skyhawks' 2016-17 campaign was a year of highs and lows. UT Martin would post a 12-19 overall record while finishing 8-8 in league play – earning the No. 4 seed in the OVC Basketball Championship before ultimately falling in the tournament semifinals. While the season failed to meet expectations, the squad found growth as three Skyhawks earned All-OVC honors. Spray highlighted the season by becoming just the program's third OVC Freshman of the Year while joining Feldhaus and Mason on the All-OVC second team.

The Skyhawks found success once again during the 2015-16 season, notching the program's eighth 20-win season after finishing with a 22-10 overall record and a 14-2 league mark despite playing with just seven healthy scholarship players for much of the year. The Skyhawks notched their third consecutive regular season title, ranking as the third program in conference history and first since 1993. After winning the season championship, the Skyhawks clinched their sixth straight postseason berth, earning a berth in the Women's NIT where they advanced to the second round before falling to Western Kentucky after defeating Memphis – notching the program's first postseason victory since 1999. With the squad's success, McMillan notched his second straight OVC Coach of the Year award – marking just the second time in league history that a coach has won the award in back-to-back seasons.

The 2014-15 season kept with the theme of several program firsts within McMillan's tenure while the squad's 22-11 overall record marked the program's seventh 20-win season. UT Martin notched yet another piece of OVC history after becoming just the sixth team in league history to finish the conference season with an unblemished record and just the second to finish 16-0. With the perfect conference record, the Skyhawks clinched their third OVC season title in the last four years while posting a league record of 46-2 during the stretch. The season also served as the fifth consecutive postseason appearance for the Skyhawks after earning an invitation to the Women's National Invitational Tournament against Ole Miss.

McMillan's 2013-14 squad recorded its sixth OVC championship during a four-year period with both a regular season and tournament championship. The McMillan led Skyhawks set new program records in victories with 24, while setting a new single season scoring record with 2,681 points en route to receiving the program's first votes in the USA TODAY Sports Top 25 Coaches' Poll and a near upset in the NCAA Tournament against No. 7 North Carolina.

The Skyhawks were led by the play of two premier senior guards in Heather Butler and Jasmine Newsome. Butler finished her career as UT Martin and the OVC's all-time leading scorer with 2,865 career points after being named the league's Player of the Year. Butler finished tied for 16th on the NCAA's all-time scoring list while scoring in double figures every game of her career, spanning 129 games and ranking fifth all-time. She also left the Skyhawks as the best three-point shooter in NCAA history after tying the career three-pointers record with 392.

Joining Butler with postseason accolades was the highly decorated Newsome. Newsome notched her third OVC Defensive Player of the Year honor while finishing her Skyhawk career as the school and league's second all-time leading scorer – second to Butler – with 2,566 career points. The two-time OVC Player of the Year was also named All-Mid Major Player of the Year and Mid Major All-American by College Sports Madness.

In his fourth year, the Skyhawks notched their third consecutive OVC Tournament championship during the 2012-13 season, downing No. 2 seed Tennessee Tech 87-80 in overtime on March 9, 2013. With the victory, UT Martin would advance to their third straight trip to the NCAA Tournament, to take on the Notre Dame Fighting Irish. The Skyhawks suffered a 97-64 setback to the eventual National Championship runner-up despite Butler scoring a tournament-best 37 points in the contest.

In 2011-12, McMillan's Skyhawks captured their second OVC Tournament championship in program history, downing No. 3 seed Tennessee Tech 82-65 on March 5. With the victory, UT Martin advanced to make its second consecutive NCAA Tournament appearance, traveling to the Horizon Center in Rosemont, Ill., to take on the Tennessee Lady Vols. The Skyhawks suffered a 72-49 setback to the hands of alumnus Pat Head Summitt.

Consisting of a roster of mostly West Tennessee players, the Skyhawks went 23-9 with a 15-1 OVC mark despite having a relatively young roster which featured just one senior. The 23-win season was the second consecutive 20-win slate for the Skyhawks while also leading the nation in scoring with 80.1 points per game. The Skyhawks were also the nation's top team in assist-to-turnover ratio (1.43) and sixth in assists (17.7 apg).

The 2010-11 season laid the foundation for the future, as three different Skyhawks combined to win an OVC Record 13 Freshmen of the Week honors along with the OVC Team Sportsmanship Award. McMillan's guided the team to a second place finish during the regular season before winning the program's first OVC Tournament title. With the title, the Skyhawks earned its first berth in the NCAA Tournament and played at Cameron Indoor Arena against the Duke Blue Devils.

The Skyhawks went 21-11 with a 14-4 OVC mark in 2010-11 despite having a roster that was the youngest team in America (only two years of Division-I experience heading into the season). The 20-win season was the first since 1998-99 and fourth 20-win campaign in program history.

McMillan's first season at UT Martin was a transformation in every sense of the work as he took over a program that had just finished 2-27 and went winless in conference play. Under his direction the Skyhawks finished the 2010-11 season with an overall record 11-19 while making the program's first OVC Tournament appearance since 2006-07. McMillan took his team all the way to the semifinals of the tournament along with being named OVC Coach of the Year and TSWA Women's Co-Head Coach of the Year.

Prior to being named head coach of the Skyhawks on June 15, 2009, McMillan posted a decorated career as a high school coach within the state of Tennessee. Through his 17 years in the prep ranks, the accumulated a record of 435-126 while winning one state championships and sporting six state tournament appearances. He has had coaching stints at Gibson County High School in Dyer (2007-09), Westview High School in Martin (1997-2005) and Millington High School in Millington (1990-97). McMillan was twice named the Jackson Sun's West Tennessee Coach of the Year in 2003 and 2009, while being tabbed district Coach of the Year 10 times. He also spent two season as an assistant coach at Middle Tennessee State.

McMillan played basketball at Wake Forest for one season (1985) before transferring to Rhodes College to finish out his career from 1986-89. At Rhodes, he was a three-time all-conference selection and in 1988 was named the Southern Collegiate Athletic Conference Player of the Year. In only three seasons, he scored 1,372 career points and still ranks ninth all-time at Rhodes for career points scored.

McMillan received his bachelor's degree in math and business in 1989 from Rhodes, then completed his master's in health and human performance at Middle Tennessee in 2007. He has two sons, Matt and Ben, along with one daughter, Alli.

## McMILLAN VS. ALL OPPONENTS

Air Force	2-0	Mississippi Valley State	2-0
Alabama	2-1	Missouri	0-6
Alabama Huntsville	2-0	Missouri State	0-1
Arizona	0-1	Morehead State	14-7
Arkansas	0-1	Murray State	24-7
Arkansas State	5-3	Nebraska	0-1
Austin Peay	22-5	Norfolk State	0-1
Baylor	0-1	North Carolina	0-1
Belmont	10-12	North Carolina A&T	2-1
Bowling Green	0-1	North Dakota	1-0
Central Arkansas	1-1	Northern Kentucky	0-1
Cincinnati	2-0	Northwestern	0-4
Chattanooga	2-4	Notre Dame	0-1
Christian Brothers	1-0	Ole Miss	0-1
Colorado	0-1	Ohio	0-1
Dayton	0-1	Ohio State	0-1
DePaul	0-1	Oral Roberts	0-1
Duke	0-1	Pepperdine	0-1
Eastern Illinois	22-10	Purdue	0-3
Eastern Kentucky	17-2	Purdue Fort Wayne	1-0
Eastern Washington	0-1	Quinnipiac	1-0
Evansville	7-1	Rhodes College	1-0
Florida State	0-1	Saint Louis	2-2
George Washington	0-0	Saint Mary's	0-1
Georgia State	1-1	Samford	4-2
Gonzaga	0-2	SIUE	17-8
Hawaii	0-1	South Dakota	1-0
Houston Baptist	1-0	South Dakota State	0-1
Illinois	0-2	Southeast Missouri	24-4
Illinois State	3-1	Southern Illinois	6-4
Indiana	0-2	Southern Indiana	2-0
Indiana State	1-3	Southern Mississippi	2-0
Iowa	0-1	Stanford	0-1
IUPUI	1-1	Tennessee	0-1
Jacksonville State	14-3	Tennessee State	15-5
Kansas State	0-1	Tennessee Tech	13-7
Kentucky	0-2	Troy	0-1
Lamar	0-1	UAB	0-1
Lipscomb	2-0	Vanderbilt	1-4
Little Rock	0-1	Virginia Tech	0-1
Louisiana	1-0	Western Carolina	2-0
Louisville	0-12	Western Kentucky	1-1
Marshall	0-2	Winthrop	1-0
Memphis	1-2		
Miami (Ohio)	2-0	Total	262-172
Mississippi State	0-2		

## McMILLAN'S RECORD WHEN...

Home Record:	134-38
Road Record:	100-109
Neutral:	28-25
OVC Overall:	175-60
OVC Home:	98-19
OVC Road:	76-41
Ranked opponents:	0-28
Top 10 opponents:	0-12
Leading at half:	206-35
Trailing at half:	50-133
Tied at half:	7-5
UTM outshoots opponent:	210-23
Opponent outshoots UTM:	49-149
UTM shoots more free throws:	180-50
Opponent shoots more free throws:	75-108
UTM shoots the same amount of free throws:	7-12
UTM outrebounds opponent:	127-15
Opponent outrebounds UTM:	128-148
UTM causes more turnovers:	207-66
Opponents causes more turnovers:	46-88
UTM ties in turnovers:	63-16
Nonconference tournaments:	5-16
OVC Tournament:	21-9
NCAA Tournament:	0-4
WNIT:	3-4
Record in November:	36-47
Record in December:	37-53
Record in January:	76-36
Record in February:	86-20
Record in March:	26-17
Games decided by less than five points:	43-50
Games decided by 6-10 points:	53-35
Games decided by 11-20 points:	80-46
Games decided by 20+ points:	86-21
UTM scores 59 or less points:	14-82
UTM scores 60-69 points:	55-51
UTM scores 70-79 points:	74-31
UTM scores 80-89 points:	75-9
UTM scores 90-99 points:	27-0
UTM scores 100+ points:	16-0
Overtime record:	4-10
Record after a loss:	91-69
Longest winning streak:	18 games (2014-15)
Longest losing streak:	6 games (2009/2017/2021)

# OHIO VALLEY CONFERENCE



## OVC WEEKLY AWARDS

### OVC PLAYER OF THE WEEK

Date	Player	Team
Nov. 15	<b>Kenley McCarn</b>	<b>UT Martin</b>
	Gia Adams	Tennessee State
Nov. 22	Lariah Washington	Eastern Illinois
Nov. 29	Ajulu Thatha	SIUE
	Meredith Riley	Southern Indiana
Dec. 6	Lariah Washington	Eastern Illinois
Dec. 13	Meredith Raley	Southern Indiana
Dec. 20	Lariah Washington	Eastern Illinois
Dec. 27	Mary McGrath	Lindenwood
	Hannah Haithcock	Southern Indiana
Jan. 3	Ajulu Thatha	SIUE
Jan. 10	Erica Haynes-Overton	Tennessee State
Jan. 17	Ajulu Thatha	SIUE
Jan. 24	Sali Kourouman	Little Rock
Jan. 31	<b>Seygan Robins</b>	<b>UT Martin</b>
	Ajulu Thatha	SIUE
Feb. 7	<b>Shae Littleford</b>	<b>UT Martin</b>
Feb. 14	-	-
Feb. 21	-	-
Feb. 28	-	-

### OVC NEWCOMER OF THE WEEK

Date	Player	Team
Nov. 15	Jaiyah Smith	Little Rock
Nov. 22	Macy McGlone	Eastern Illinois
Nov. 29	Veronica Charles	Morehead State
Dec. 6	Veronica Charles	Morehead State
Dec. 13	Erica Haynes-Overton	Tennessee State
Dec. 20	Nikki Metcalfe	Little Rock
Dec. 27	KK Rodriguez	SIUE
Jan. 3	Veronica Charles	Morehead State
	Erica Haynes-Overton	Tennessee State
Jan. 10	Macy McGlone	Eastern Illinois
	Erica Haynes-Overton	Tennessee State
Jan. 17	Macy McGlone	Eastern Illinois
Jan. 24	Macy McGlone	Eastern Illinois
Jan. 31	Rahmena Henderson	Southeast Missouri
Feb. 7	Macy McGlone	Eastern Illinois
Feb. 14	-	-
Feb. 21	-	-
Feb. 28	-	-

### OVC FRESHMAN OF THE WEEK

Date	Player	Team
Nov. 15	<b>Kenley McCarn</b>	<b>UT Martin</b>
Nov. 22	<b>Kenley McCarn</b>	<b>UT Martin</b>
Nov. 29	<b>Sharnecce Currie-Jelks</b>	<b>UT Martin</b>
Dec. 6	<b>Sharnecce Currie-Jelks</b>	<b>UT Martin</b>
Dec. 13	Faith Lee	Little Rock
	Alecia Doyle	Southeast Missouri
Dec. 20	<b>Sharnecce Currie-Jelks</b>	<b>UT Martin</b>
Dec. 27	Faith Lee	Little Rock
Jan. 3	Reagan Hurst	Tennessee Tech
Jan. 10	<b>Sharnecce Currie-Jelks</b>	<b>UT Martin</b>
Jan. 17	<b>Josie Storey</b>	<b>UT Martin</b>
Jan. 24	Jayden Rhodes	Morehead State
Jan. 31	<b>Sharnecce Currie-Jelks</b>	<b>UT Martin</b>
	Faith Lee	Little Rock
Feb. 7	<b>Sharnecce Currie-Jelks</b>	<b>UT Martin</b>
Feb. 14	-	-
Feb. 21	-	-
Feb. 28	-	-



## OVC STANDINGS

SCHOOL	OVC	PCT.	H	A	STREAK	OVERALL	PCT.	H	A	N	STREAK
Eastern Illinois #	12-0	1.000	6-0	5-0	W11	19-3	.864	10-2	9-1	0-0	W11
Little Rock	11-1	.917	6-0	5-1	W6	14-9	.609	9-3	5-6	0-0	W6
Tennessee Tech	8-4	.667	4-2	4-2	W1	14-8	.636	9-2	5-6	0-0	W1
<b>UT Martin #</b>	<b>6-6</b>	<b>.500</b>	<b>3-2</b>	<b>2-4</b>	<b>L1</b>	<b>10-13</b>	<b>.435</b>	<b>4-4</b>	<b>5-7</b>	<b>1-2</b>	<b>W1</b>
Morehead State	5-7	.417	3-3	2-4	L1	9-14	.391	7-4	2-10	0-0	L1
SIUE	5-7	.417	4-2	1-5	L4	6-17	.261	4-5	2-11	0-1	L4
Southern Indiana	4-8	.333	3-4	1-4	W1	10-13	.435	7-5	3-8	0-0	W1
Southeast Missouri	4-8	.333	3-3	1-5	L3	9-14	.391	8-3	1-10	0-1	L3
Tennessee State #	4-8	.333	1-3	2-5	L1	8-14	.364	6-4	2-10	0-0	L1
Lindenwood *	1-11	.083	1-4	0-4	W1	2-18	.100	2-6	0-9	0-3	W1

\*Games with EIU, UTM, and TSU were forfeited due to player availability. Per policy, Conference record reflects three losses  
#Game with Lindenwood forfeited. Per policy Conference record reflects one win



## OVC SCHEDULE AT A GLANCE

### Thursday, February 9

SIUE at Lindenwood*	11 am	ESPN+
Morehead State at Little Rock*	11:30 am	ESPN+
UT Martin at Eastern Illinois*	5 pm	ESPN+
Southern Indiana at Tennessee Tech*	5 pm	ESPN+
Southeast Missouri at Tennessee State*	5:30 pm	ESPN+

### Saturday, February 11

Tennessee Tech at Tennessee State*	1 pm	ESPN+
Eastern Illinois at SIUE*	1 pm	ESPN+
Little Rock at UT Martin*	1 pm	ESPN+
Morehead State at Southeast Missouri	2 pm	ESPN+
Lindenwood at Southern Indiana*	5 pm	ESPN+



## PRESEASON HONORS

### Predicted Order of Finish

1.	Tennessee Tech (11 first-place votes)	147
2.	<b>UT Martin (Four first-place votes)</b>	<b>134</b>
3.	Little Rock (Four first-place votes)	129
4.	Eastern Illinois	115
5.	Tennessee State (One first-place vote)	95
6.	SIUE	83
7.	Southern Indiana	66
8.	Southeast Missouri	61
9.	Lindenwood	33
	Morehead State	33

### Preseason All-OVC Team

Lariah Washington, Eastern Illinois	G	Sr.
<b>Paige Pipkin, UT Martin</b>	<b>G</b>	<b>Gr.</b>
Gia Adams, Tennessee State	G	So.
<b>Shae Littleford, UT Martin</b>	<b>G</b>	<b>So.</b>
Mikayla Kinnard, SIUE	G	Sr.
Jada Guinn, Tennessee Tech	G	Sr.
Jordan Brock, Tennessee Tech	G	Gr.
Anna Walker, Tennessee Tech	F	Jr.
<b>Seygan Robins, UT Martin</b>	<b>G</b>	<b>Gr.</b>
Hannah Haithcock, Southern Indiana	F	Sr.
Kennedi Watkins, Southeast Missouri	F	So.
Morgan Litwiller, Eastern Illinois	F	Sr.



## STATISTICAL LEADERS

### SCORING

Rk.	Name	GP	FG	3FG	FT	PTS	PPG
1.	Lariah Washington-EIU	22	152	21	71	396	18.0
2.	Hannah Haithcock-USI	23	128	1	85	342	14.9
3.	Erica Haynes-Overton-TSU	21	107	10	78	302	14.4
4.	Gia Adams-TSU	19	89	27	59	264	13.9
5.	<b>Sharnecce Currie-Jel-UTM</b>	<b>21</b>	<b>123</b>	<b>3</b>	<b>41</b>	<b>290</b>	<b>13.8</b>
6.	Meredith Raley-USI	23	109	16	78	312	13.6
7.	Maaliya Owens-TTU	21	107	55	14	283	13.5
8.	Vanessa Shafford-USI	23	108	52	31	299	13.0
9.	Ajulu Thatha-SIUE	23	93	12	100	298	13.0
10.	<b>Shae Littleford-UTM</b>	<b>19</b>	<b>81</b>	<b>18</b>	<b>63</b>	<b>243</b>	<b>12.8</b>

### REBOUNDING

Rk.	Name	GP	OFF	DEF	TOT	RPG
1.	Ajulu Thatha-SIUE	23	58	131	189	8.2
2.	Macy McGlone-EIU	22	63	101	164	7.5
3.	Vanessa Shafford-USI	23	32	138	170	7.4
4.	Jaiyah Harris-Smith-LR	23	37	113	150	6.5
5.	<b>Sharnecce Currie-Jel-UTM</b>	<b>21</b>	<b>44</b>	<b>92</b>	<b>136</b>	<b>6.5</b>

### ASSISTS

Rk.	Name	GP	NO.	APG
1.	Sandra Lin-MOR	23	125	5.4
2.	Jaiyah Harris-Smith-LR	23	123	5.3
3.	Miah Monahan-EIU	22	106	4.8
4.	<b>Shae Littleford-UTM</b>	<b>19</b>	<b>72</b>	<b>3.8</b>
5.	Jada Guinn-TTU	22	78	3.5



# BREAKING DOWN EASTERN ILLINOIS



## SERIES HISTORY

- Overall: 40-22
- In Martin: 23-7
- In Charleston: 13-14
- Active Streak: EIU W1
- McMillan vs. Eastern Illinois: 22-10

### LAST 10 MEETINGS (7-3)

Date	H/A/N	Result
1/21/23	H	L, 78-63
2/12/22	A	W, 58-45
1/27/22	H	L, 81-77
3/3/21	N	W, 65-56
2/27/21	A	W, 69-63
1/28/21	H	W, 70-50
3/6/20	N	W, 63-52
2/15/20	H	W, 88-64
1/23/20	A	L, 74-70
1/24/19	H	W, 90-66



## LAST MEETING

Martin, Tenn. | Jan. 21, 2023

### Eastern Illinois 78

##	Player	GS	MIN	FG	3PT	FT	O-B-T	PF	A	TO	B	S	P	T
33	Macy McGlone	*	28	9-12	0-0	7-9	0-5-5	3	1	4	1	4	25	
22	Lariah Washington	*	38	9-13	1-2	0-0	2-5-7	1	2	4	1	1	19	
24	Morgan Litwiler	*	25	5-10	0-4	1-3	0-3-3	2	3	2	2	1	11	
03	Miah Monahan	*	34	3-5	2-3	2-2	0-6-6	0	7	2	0	3	10	
04	Lyric Johnson	*	25	0-3	0-1	0-0	0-2-2	0	2	1	0	0	0	
25	Taris Thornton		18	1-3	0-1	3-4	0-3-3	4	1	3	0	1	5	
21	Hannah Purcell		17	2-3	0-1	0-2	2-3-5	2	1	1	0	0	4	
10	Haley Cameron		2	1-1	0-0	2-2	0-1-1	1	0	0	0	0	4	
05	Jacqueline Maulucci		5	0-1	0-0	0-0	1-0-1	0	0	0	0	0	0	
20	Julia Bengtson		5	0-2	0-2	0-0	0-0-0	0	0	0	0	1	0	
02	Emily Meidel		2	0-0	0-0	0-0	0-0-0	0	0	0	0	0	0	
14	Ellie Colson		1	0-0	0-0	0-0	0-0-0	0	1	0	0	0	0	
TM	TEAM		0	0-0	0-0	0-0	1-3-4	0	0	0	0	0	0	
Totals			-	200	30-53	3-14	15-22	6-31-37	13	18	17	4	11	78

### Shooting Summary

	FG	3PT	FT
1st Quarter	80.00%	33.33%	83.33%
2nd Quarter	56.25%	0.00%	0.00%
3rd Quarter	42.86%	25.00%	66.67%
4th Quarter	53.85%	50.00%	60.00%
Total	56.6%	21.4%	68.2%

### UT Martin 63

##	Player	GS	MIN	FG	3PT	FT	O-B-T	PF	A	TO	B	S	P	T
05	Robins, Seygan	*	36	6-12	5-10	0-0	0-1-1	1	3	5	0	3	17	
11	Littleford, Shae	*	38	3-7	2-3	2-3	0-3-3	2	8	2	0	1	10	
33	Storey, Josie	*	35	3-8	3-8	1-2	0-4-4	2	1	2	1	0	10	
03	Brown, Anaya	*	21	2-8	0-1	4-6	1-2-3	5	2	0	1	1	8	
12	Rubel, Lexi	*	22	1-1	1-1	1-2	1-0-1	2	2	2	0	0	4	
23	Currie-Jelks, S.		29	4-14	0-0	0-0	1-7-8	2	3	5	1	2	8	
03	Cannon, Diamond		12	3-3	0-0	0-0	0-1-1	1	0	2	0	1	6	
00	Boykin, Sydney		7	0-1	0-1	0-0	0-1-1	1	0	0	0	0	0	
TM	TEAM		0	0-0	0-0	0-0	1-2-3	0	0	0	0	0	0	
Totals			-	200	22-54	11-24	8-13	4-21-25	16	19	18	3	8	63

### Shooting Summary

	FG	3PT	FT
1st Quarter	35.71%	42.86%	100.00%
2nd Quarter	46.67%	50.00%	50.00%
3rd Quarter	33.33%	33.33%	50.00%
4th Quarter	46.15%	50.00%	60.00%
Total	40.7%	45.8%	61.5%

### Score by Periods

	1st	2nd	3rd	4th	Total
Eastern Ill.	22	18	17	21	78
UT Martin	15	20	10	18	63



## EASTERN ILLINOIS SEASON STATISTICS

### Game Records

Record	Overall	Home	Away	Neutral
ALL GAMES	19-3	10-2	9-1	0-0
CONFERENCE	11-0	6-0	5-0	0-0
NON-CONFERENCE	8-3	4-2	4-1	0-0

### Score by Periods

Team	1st	2nd	3rd	4th	OT	TOT
Eastern Ill.	381	356	386	409	11	1543
Opponents	317	307	328	397	6	1355

### Team Box Score

No.	Player	GP-GS	MIN	AVG	FG-FGA	FG%	3FG-3FGA	3FG%	FT-FTA	FT%	OFF	DEF	TOT	AVG	PF	DQ	A	TO	BLK	STL	PTS	AVG
22	WASHINGTON, Lariah	22-22	767:17	34.9	152-328	.463	21-68	.309	71-83	.855	23	80	103	4.7	42	1	68	42	1	31	396	18.0
33	MCGLONE, Macy	22-22	572:40	26.0	103-193	.534	0-6	.000	63-81	.778	63	101	164	7.5	65	2	18	50	33	28	269	12.2
24	LITWILLER, Morgan	20-20	530:33	26.5	66-147	.449	26-68	.382	30-40	.750	25	82	107	5.4	51	2	29	41	10	13	188	9.4
3	MONAHAN, Miah	22-22	705:24	32.1	74-176	.420	26-83	.313	21-29	.724	10	70	80	3.6	19	0	106	57	0	35	195	8.9
25	THORNTON, Taris	19-2	327:51	17.3	50-103	.485	5-22	.227	49-77	.636	22	44	66	3.5	51	1	19	37	7	18	154	8.1
20	BENGTSON, Julia	22-8	328:27	14.9	33-95	.347	15-53	.283	11-15	.733	14	27	41	1.9	18	0	20	12	2	11	92	4.2
4	JOHNSON, Lyric	22-14	546:31	24.8	28-81	.346	3-21	.143	21-32	.656	27	72	99	4.5	33	2	44	41	7	19	80	3.6
21	PURCELL, Hannah	21-0	260:52	12.4	28-67	.418	2-14	.143	12-19	.632	22	31	53	2.5	23	0	12	21	3	8	70	3.3
5	MAULUCCI, Jacqueline	15-0	129:31	8.6	14-42	.333	7-23	.304	3-5	.600	2	9	11	0.7	6	0	8	9	0	7	38	2.5
10	CAMERON, Haley	18-0	91:59	5.1	10-27	.370	4-18	.222	7-7	1.000	6	11	17	0.9	16	1	7	6	1	2	31	1.7
2	MEIDEL, Emily	13-0	96:21	7.4	9-21	.429	3-13	.231	1-2	.500	4	7	11	0.8	6	0	2	4	0	3	22	1.7
14	COLSON, Ellie	14-0	67:33	4.8	3-13	.231	0-0	.000	2-6	.333	3	7	10	0.7	18	0	6	9	0	0	8	0.6
Team											32	54	86					8				
Total		22	4425		570-1293	.441	112-389	.288	291-396	.735	253	595	848	38.5	348	9	339	337	64	175	1543	70.1
Opponents		22	4425		482-1297	.372	143-439	.326	248-337	.736	244	506	750	34.1	347	5	270	354	51	162	1355	61.6

### Team Statistics

	EIU	OPP
Scoring	1543	1355
Points per game	70.1	61.6
Scoring margin	+8.5	-
Field goals-att	570-1293	482-1297
Field goal pct	.441	.372
3 point fg-att	112-389	143-439
3-point FG pct	.288	.326
3-pt FG made per game	5.1	6.5
Free throws-att	291-396	248-337
Free throw pct	.735	.736
F-Throws made per game	13.2	11.3
Rebounds	848	750
Rebounds per game	38.5	34.1
Rebounding margin	+4.5	-
Assists	339	270
Assists per game	15.4	12.3
Turnovers	337	354
Turnovers per game	15.3	16.1
Turnover margin	+0.8	-
Assist/turnover ratio	1.0	0.8
Steals	175	162
Steals per game	8.0	7.4
Blocks	64	51
Blocks per game	2.9	2.3
Winning streak	11	-
Home win streak	7	-
Attendance	7295	9631
Home games-Avg/Game	12-608	10-963
Neutral site-Avg/Game	-	0-0

### Team Results

Date	Opponent	Score	Att.
11/07/2022	Mo.-St. Louis	W 65-54	184
11/14/2022	at Western Ill.	W 64-62	475
11/16/2022	at Valparaiso	W 73-67	205
11/20/2022	Loyola Chicago	W 83-73	481
11/22/2022	at Chicago St.	W 87-64	50
11/28/2022	Wright St.	W 96-67	489
12/03/2022	NIU	L 69-71	625
12/06/2022	Bradley	L 61-72	416
12/10/2022	at Milwaukee	W 51-45	539
12/18/2022	Central Mich.	W 78-67	353
12/22/2022	at Minnesota	L 48-59	3038
12/29/2022	Lindenwood	W 75-62	414
12/31/2022	Southern Ind.	W 69-58	629
01/05/2023	at Tennessee Tech	W 67-62	1259
01/07/2023	at Morehead St.	W 79-62	650
01/12/2023	SIUE	W 88-79	743
01/14/2023	Little Rock	W 44-33	587
01/19/2023	at Tennessee St.	W 63-58	538
01/21/2023	at UT Martin	W 78-63	1310
01/26/2023	at Southern Ind.	Wot 67-62	1567
01/28/2023	Southeast Mo. St.	W 63-57	1231
02/04/2023	Tennessee St.	W 75-58	1143



## EASTERN ILLINOIS PANTHERS ROSTER

No.	Name	Pos.	Ht.	Class	Hometown / Previous School
1	Ella Lune	F	6-0	Fr.	Brimfield, Ill. / Brimfield
2	Emily Meidel	F	5-11	Jr.	Danville, Ill. / Bismarck-Henning
3	Miah Monahan	G	5-8	So.	Silver Lake, Minn. / Glencoe-Silver Lake
4	Lyric Johnson	G	5-9	Fr.	Hortonville, Wis. / Hortonville
5	Jacqueline Maulucci	G	5-8	Jr.	Fishers, Ind. / Hamilton Southeastern
10	Haley Cameron	F	6-0	Jr.	Dayton, Tenn. / Rhea County
11	Alana Vinson	G	5-11	R-So.	Indianapolis, Ind. / Roncalli
14	Ellie Colson	C	6-1	So.	Thompson's Station, Tenn. / Summit
20	Julia Bengtson	G	5-8	So.	Becker, Minn. / Becker
21	Hannah Purcell	F	6-0	Jr.	Annandale, Minn. / Annandale
22	Lariah Washington	G	5-9	Sr.	St. Cloud, Minn. / Apollo
23	Sydney-James Desroches	F	6-0	Fr.	Miami, Fla. / Rossview (Tenn.)
24	Morgan Litwiler	F	5-11	Sr.	Goshen, Ind. Northridge
25	Taris Thornton	F	6-0	So.	Chicago, Ill. / Willowbrook
33	Macy McGlone	F	6-3	So.	Greenville, Wis. / Hortonville

Head Coach: Matt Bollant

# TEAM GAME HIGHS AND LOWS

	UT MARTIN		OPPONENT	
	HIGH	LOW	HIGH	LOW
• Points	84 vs. Troy (11/10)	36 at South Dakota State (12/12)	89 vs. Troy (11/10)	48 vs. Morehead State (12/31)
• First Quarter Points	28 vs. Purdue Fort Wayne (11/23)	6 at South Dakota State (12/12)	22 vs. Eastern Illinois (1/21)	7 at Little Rock (12/29)
• Second Quarter Points	23 vs. Southeast Missouri (1/5)	7, 2x, vs. Morehead State (12/31)	28 vs. Tennessee Tech (1/7)	8, 2x, vs. Purdue Fort Wayne (11/23)
• First-Half Points	42, 3x, at SIUE (2/2/23)	15 at South Dakota State (12/12)	41 vs. Murray State (11/30)	20, 2x, vs. Southeast Missouri (1/5)
• Third Quarter Points	27 at SIUE (2/2/23)	9 at Missouri (11/17)	24, 2x, at South Dakota State (12/12)	5 at Little Rock (12/29)
• Fourth Quarter Points	30 at Southern Indiana (1/14)	9 at South Dakota State (12/12)	31 vs. Troy (11/10)	6 vs. Arkansas State (11/14)
• Second-Half Points	47 vs. Troy (11/10)	21 at South Dakota State (12/12)	53 vs. Troy (11/10)	14 at Little Rock (12/29)
• Field Goals Made	31 vs. Troy (11/10)	14 at South Dakota State (12/12)	32 vs. Troy (11/10)	14 at Evansville (2/6)
• Field Goal Att.	65 at SIUE (2/2/23)	44, 3x, at Southeast Missouri (1/19)	84 vs. Troy (11/10)	37 at Evansville (2/6)
• Field Goal %	58.8 at Evansville (2/6)	29.8 at South Dakota State (12/12)	56.6 vs. Eastern Illinois (1/21)	31.1 vs. Purdue Fort Wayne (11/23)
• 3-PT Field Goals Made	12 at SIUE (2/2/23)	1 vs. Tennessee Tech (1/7)	10, 3x, at South Dakota State (12/12)	2, 2x, at Evansville (2/6)
• 3-PT Field Goal Att.	26, 2x, vs. Morehead State (12/31)	10 at Evansville (2/6)	33 vs. Troy (11/10)	9 at Evansville (2/6)
• 3-PT Field Goal %	48.0 at SIUE (2/2/23)	21.1 vs. Murray State (11/30)	62.5 vs. Murray State (11/30)	12.5 vs. Southern Indiana (1/28)
• FT Made	20 at Southern Indiana (1/14)	3 at South Dakota State (12/12)	30 at Evansville (2/6)	2 vs. Morehead State (12/31)
• FT Attempts	30 at Southern Indiana (1/14)	4 at Vanderbilt (12/4)	37 at Evansville (2/6)	5 vs. Morehead State (12/31)
• FT Percentage	100.0, 2x, vs. Morehead State (12/31)	42.9 at South Dakota State (12/12)	92.9 vs. Murray State (11/30)	36.5 vs. Arkansas State (11/14)
• Offensive Rebounds	14 vs. Arkansas State (11/14)	4, 3x, at Evansville (2/6)	25 vs. Troy (11/10)	5 vs. Morehead State (12/31)
• Defensive Rebounds	30, 2x, vs. Purdue Fort Wayne (11/23)	11 vs. Norfolk State (11/22)	33 vs. Murray State (11/30)	17 vs. Purdue Fort Wayne (11/23)
• Total Rebounds	40 vs. Arkansas State (11/14)	18 vs. Norfolk State (11/22)	45 at Missouri State (12/17)	26 vs. Morehead State (12/31)
• Assists	21 vs. Southeast Missouri (1/5)	7, 3x, at Evansville (2/6)	22 at South Dakota State (12/12)	8 at Evansville (2/6)
• Steals	16 vs. Morehead State (12/31)	6, 3x, at South Dakota (12/14)	19 vs. Troy (11/10)	0 vs. Arkansas State (11/14)
• Blocked Shots	8 vs. Murray State (11/30)	0, 3x, at Evansville (2/6)	6 vs. Arkansas State (11/14)	1, 2x, at South Dakota (12/14)
• Turnovers	29 vs. Troy (11/10)	6 vs. Arkansas State (11/14)	25 vs. Norfolk State (11/22)	13 vs. Troy (11/10)
• Fouls	25 at Evansville (2/6)	8 vs. Morehead State (12/31)	22 vs. Arkansas State (11/14)	13, 2x, vs. Morehead State (12/31)

# INDIVIDUAL GAME HIGHS

	UT MARTIN	OPPONENT
• Points	31, Kenley McCarn vs. Troy (11/10)	31, Katelyn Young vs. Murray State (11/30)
• Field Goals Made	12, Kenley McCarn vs. Troy (11/10)	10, Katelyn Young vs. Murray State (11/30)
• Field Goals Attempted	19, 3x, last by Sharnece Currie-Jelks at South Dakota (12/14)	15, 2x, Katelyn Young vs. Murray State (11/30)
• 3-Point FGs Made	7, Seygan Robins vs. Southern Indiana (1/28)	5, Roshala Scott vs. Marshall (11/21)
• 3-Point FGs Att.	11, Seygan Robins vs. Southern Indiana (1/28)	8, Mailyn Wilkerson vs. Arkansas State (11/14)
• Free Throws Made	7, Sharnece Currie-Jelks vs. Norfolk State (11/22)	8, Katelyn Young vs. Murray State (11/30)
• Free Throws Att.	8, Sharnece Currie-Jelks vs. Norfolk State (11/22)	8, Katelyn Young vs. Murray State (11/30)
• Offensive Rebounds	5, Sharnece Currie-Jelks vs. Southeast Missouri (1/5)	9, 2x, Makoye Diawara vs. Norfolk State (11/22)
• Defensive Rebounds	11, Sharnece Currie-Jelks vs. Troy (11/10)	10, 2x, Katelyn Young vs. Murray State (11/30)
• Total Rebounds	15, Sharnece Currie-Jelks vs. Troy (11/10)	16, Makoye Diawara vs. Norfolk State (11/22)
• Assists	8, 2x, Shae Littleford vs. Eastern Illinois (1/21)	10, Sharonica Hartsfield vs. Troy (11/10)
• Steals	8, Josie Storey vs. Southern Indiana (1/28)	8, Sharonica Hartsfield vs. Troy (11/10)
• Blocked Shots	4, Sharnece Currie-Jelks vs. Murray State (11/30)	3, Kiayra Ellis vs. Arkansas State (11/14)
• Turnovers	8, 2x, last by Shae Littleford vs. Norfolk State (11/22)	7, Deja Francis vs. Norfolk State (11/22)
• Minutes Played	39, Shae Littleford vs. Arkansas State (11/14)	38, Izzy Higginbottom vs. Arkansas State (11/14)





## MISCELLANEOUS STATS

### Double-Figure Scoring Games

Player	19-20	20-21	21-22	22-23	Career
Paige Pipkin	-	8	16	7	31
Shae Littleford	-	-	14	14	28
Seygan Robins	-	7	8	7	22
Sharnecce Currie-Jelks	-	-	-	15	15
Anaya Brown	-	-	-	6	6
Josie Storey	-	-	-	7	7
Kenley McCarn	-	-	-	4	4
Lexi Rubel	-	-	-	4	4
Ella Thompson	-	-	3	-	3
Diamond Cannon	-	-	-	1	1

### 20-Point Scoring Games

Player	19-20	20-21	21-22	22-23	Career
Paige Pipkin	-	1	3	1	5
Shae Littleford	-	-	1	4	5
Sharnecce Currie-Jelks	-	-	-	4	4
Seygan Robins	-	0	1	1	2
Josie Storey	-	-	-	1	1
Kenley McCarn	-	-	-	1	1

### 30-Point Scoring Games

Player	19-20	20-21	21-22	22-23	Career
Paige Pipkin	-	0	1	-	1
Kenley McCarn	-	-	-	1	1
Sharnecce Currie-Jelks	-	-	-	1	1
Seygan Robins	-	0	0	1	1

### Double-Figure Rebounding Games

Player	19-20	20-21	21-22	22-23	Career
Ella Thompson	-	-	2	-	2
Sharnecce Currie-Jelks	-	-	-	2	2
Anaya Brown	-	-	-	1	1

### Double-Doubles

Player	19-20	20-21	21-22	22-23	Career
Sharnecce Currie-Jelks	-	-	-	2	2
Ella Thompson	-	-	1	-	1
Anaya Brown	-	-	-	1	1

### 5+ Assist Games

Player	19-20	20-21	21-22	22-23	Career
Seygan Robins	-	5	2	4	11
Paige Pipkin	-	5	2	-	7
Shae Littleford	-	-	1	6	7
Josie Storey	-	-	-	2	2
Lexi Rubel	-	-	-	1	1

### 3+ Steal Games

Player	19-20	20-21	21-22	22-23	Career
Seygan Robins	-	6	5	8	19
Shae Littleford	-	-	6	6	12
Paige Pipkin	-	1	7	2	10
Ella Thompson	-	-	3	-	3
Josie Storey	-	-	-	3	3
Lexi Rubel	-	-	-	2	2
Diamond Cannon	-	-	-	2	2
Sydneey Boykin	-	-	-	1	1

### 3+ Block Games

Player	19-20	20-21	21-22	22-23	Career
Anaya Brown	-	-	-	3	3
Sharnecce Currie-Jelks	-	-	-	1	1



## GAME-BY-GAME STARTERS

Date	Opponent	G	G	G	G/F	F	Record
Nov. 10	TROY	Littleford	Robins	McCarn	Rubel	Currie-Jelks	0-1
Nov. 14	ARKANSAS ST	Littleford	Robins	McCarn	Rubel	Currie-Jelks	1-1
Nov. 17	at Missouri	Littleford	Robins	McCarn	Rubel	Currie-Jelks	1-2
Nov. 21	vs. Marshall	Littleford	Boykin	Pipkin	Rubel	Currie-Jelks	1-3
Nov. 22	vs. Norfolk State	Littleford	Robins	Pipkin	Rubel	Currie-Jelks	1-4
Nov. 23	vs. Purdue Fort Wayne	Littleford	Robins	Pipkin	Rubel	Currie-Jelks	2-4
Nov. 30	MURRAY STATE	Littleford	Robins	Pipkin	Rubel	Currie-Jelks	2-5
Dec. 4	at Vanderbilt	Littleford	Robins	Pipkin	Rubel	Currie-Jelks	3-5
Dec. 12	at South Dakota State	Robins	Pipkin	Storey	Brown	Currie-Jelks	3-6
Dec. 14	at South Dakota	Robins	Pipkin	Storey	Brown	Currie-Jelks	4-6
Dec. 17	at Missouri State	Robins	Pipkin	Storey	Brown	Currie-Jelks	4-7
Dec. 29	at Little Rock*	Littleford	Robins	Pipkin	Brown	Currie-Jelks	4-8, 0-1
Dec. 31	MOREHEAD STATE*	Littleford	Robins	Storey	Brown	Currie-Jelks	5-8, 1-1
Jan. 5	SOUTHEAST MISSOURI*	Littleford	Robins	Storey	Brown	Currie-Jelks	6-8, 2-1
Jan. 7	TENNESSEE TECH*	Littleford	Robins	Storey	Brown	Currie-Jelks	6-9, 2-2
Jan. 12	at Tennessee State*	Littleford	Robins	Storey	Brown	Rubel	6-10, 2-3
Jan. 14	at Southern Indiana*	Littleford	Robins	Storey	Brown	Rubel	7-10, 3-3
Jan. 19	at Southeast Missouri*	Littleford	Robins	Storey	Brown	Rubel	7-11, 3-4
Jan. 21	EASTERN ILLINOIS*	Littleford	Robins	Storey	Brown	Rubel	7-12, 3-5
Jan. 26	LINDENWOOD*	-	-	Cancelled	-	-	7-12, 4-5
Jan. 28	SOUTHERN INDIANA*	Boykin	Robins	Storey	Rubel	Currie-Jelks	8-12, 5-5
Feb. 2	at SIUE*	Littleford	Robins	Storey	Rubel	Currie-Jelks	9-12, 6-5
Feb. 4	at Lindenwood*	Littleford	Robins	Storey	Rubel	Currie-Jelks	9-13, 6-6
Feb. 6	at Evansville	Littleford	Storey	Brown	Rubel	Currie-Jelks	10-13, 6-6
Feb. 9	at Eastern Illinois*	-	-	-	-	-	-
Feb. 11	LITTLE ROCK*	-	-	-	-	-	-
Feb. 16	SIUE*	-	-	-	-	-	-
Feb. 18	at Tennessee Tech*	-	-	-	-	-	-
Feb. 23	TENNESSEE STATE*	-	-	-	-	-	-
Feb. 25	at Morehead State*	-	-	-	-	-	-



## LEADS AND DEFICITS

Date	Opponent	Largest Lead	Largest Deficit	Scoring Margin	Time Led	Time Trained	Lead/Ties Changes	Result
Nov. 10	TROY	5	14	-5	18:16	16:09	13/10	L, 89-84
Nov. 14	ARKANSAS ST	19	10	+19	15:30	22:05	8/1	W, 73-54
Nov. 17	at Missouri	5	14	-5	14:45	20:44	14/5	L, 60-55
Nov. 21	vs. Marshall	0	16	-13	0:00	39:23	0/0	L, 70-57
Nov. 22	vs. Norfolk State	0	23	-15	0:00	38:06	0/0	L, 70-55
Nov. 23	vs. Purdue Fort Wayne	30	0	+30	39:21	0:00	0/0	W, 81-51
Nov. 30	MURRAY STATE	3	21	-19	2:13	36:55	1/1	L, 71-52
Dec. 4	at Vanderbilt	21	3	+12	34:15	1:56	3/3	W, 66-54
Dec. 12	at South Dakota State	2	43	-39	0:24	35:33	3/3	L, 75-36
Dec. 14	at South Dakota	11	6	+6	24:52	11:13	6/4	W, 67-61
Dec. 17	at Missouri State	3	9	-9	2:42	32:45	2/4	L, 68-59
Dec. 29	at Little Rock*	6	13	-1	12:21	26:13	3/1	L, 45-44
Dec. 31	MOREHEAD STATE*	18	3	+15	35:30	2:24	2/1	W, 63-48
Jan. 5	SOUTHEAST MISSOURI*	36	2	+19	36:40	0:35	3/2	W, 77-58
Jan. 7	TENNESSEE TECH*	3	15	-12	9:10	27:11	7/5	L, 61-49
Jan. 12	at Tennessee State*	9	10	-4	17:10	16:49	16/6	L, 71-67
Jan. 14	at Southern Indiana*	7	14	+3	8:10	29:58	2/3	W, 63-60
Jan. 19	at Southeast Missouri*	12	3	-2	33:30	5:23	7/5	L, 56-54
Jan. 21	EASTERN ILLINOIS*	3	20	-15	38:09	1:37	2/1	L, 78-63
Jan. 26	LINDENWOOD*	-	-	-	Cancelled	-	-	-
Jan. 28	SOUTHERN INDIANA*	12	14	+12	15:18	23:25	1/1	W, 68-56
Feb. 2	at SIUE*	25	4	+19	37:43	1:33	1/0	W, 83-64
Feb. 4	at Lindenwood*	9	13	-9	15:02	21:14	3/6	L, 84-75
Feb. 6	at Evansville	24	4	+20	35:04	4:02	2/1	W, 80-60
Feb. 9	at Eastern Illinois*	-	-	-	-	-	-	-
Feb. 11	LITTLE ROCK*	-	-	-	-	-	-	-
Feb. 16	SIUE*	-	-	-	-	-	-	-
Feb. 18	at Tennessee Tech*	-	-	-	-	-	-	-
Feb. 23	TENNESSEE STATE*	-	-	-	-	-	-	-
Feb. 25	at Morehead State*	-	-	-	-	-	-	-



## GAME-BY-GAME LEADERS

Date	Opponent	Points	Rebounds	Assists	Steals	Blocks
Nov. 10	TROY	McCarn (31)	Currie-Jelks (15)	Littleford (5)	Littleford (4)	McCarn (2)
Nov. 14	ARKANSAS ST	Pipkin (23)	Currie-Jelks (8)	Littleford (6)	Pipkin (3)	3 Tied (1)
Nov. 17	at Missouri	McCarn (15)	Brown (8)	Littleford (3)	3 Tied (2)	Rubel (1)
Nov. 21	vs. Marshall	McCarn (14)	Rubel (6)	Pipkin (4)	Robins (3)	Brown (1)
Nov. 22	vs. Norfolk State	Currie-Jelks (15)	3 Tied (3)	Robins (5)	Littleford/Storey (3)	None
Nov. 23	vs. Purdue Fort Wayne	Currie-Jelks (21)	Rubel/Brown (7)	Robins (4)	3 Tied (2)	3 Tied (1)
Nov. 30	MURRAY STATE	Currie-Jelks (13)	Currie-Jelks (9)	Pipkin (4)	3 Tied (3)	Currie-Jelks (4)
Dec. 4	at Vanderbilt	Pipkin (19)	Currie-Jelks (7)	Littleford (8)	Rubel (3)	Pipkin (1)
Dec. 12	at South Dakota State	Currie-Jelks (14)	Brown (5)	Robins (3)	3 Tied (2)	Currie-Jelks (1)
Dec. 14	at South Dakota	Currie-Jelks (23)	Brown (11)	Storey (5)	Robins (4)	Brown (2)
Dec. 17	at Missouri State	Currie-Jelks/Robins (14)	Brown (8)	Brown/Pipkin (2)	Robins (4)	3 Tied (1)
Dec. 29	at Little Rock*	Brown (12)	Currie-Jelks/Robins (7)	Robins (4)	Brown/Rubel (1)	Brown (1)
Dec. 31	MOREHEAD STATE*	Storey (15)	Currie-Jelks (8)	Littleford (4)	Robins (5)	Currie-Jelks (2)
Jan. 5	SOUTHEAST MISSOURI*	Currie-Jelks (30)	Currie-Jelks (13)	Littleford/Storey (6)	6 Tied (2)	Brown (4)
Jan. 7	TENNESSEE TECH*	Brown (13)	Brown (9)	Rubel (4)	Rubel (3)	Brown (3)
Jan. 12	at Tennessee State*	Storey (18)	Rubel (9)	Robins (7)	Robins/Littleford (2)	Brown/Robins (1)
Jan. 14	at Southern Indiana*	Littleford (21)	Brown (9)	Littleford (4)	Littleford (4)	None
Jan. 19	at Southeast Missouri*	Storey (12)	Brown (8)	Littleford (6)	Robins (3)	Brown (2)
Jan. 21	EASTERN ILLINOIS*	Robins (17)	Currie-Jelks (8)	Littleford (8)	Robins (3)	3 Tied (1)
Jan. 26	LINDENWOOD*	Robins (30)	Storey (7)	Rubel (6)	Storey (8)	Currie-Jelks (2)
Jan. 28	SOUTHERN INDIANA*	Littleford (20)	Brown (6)	Robins (7)	Littleford (4)	Brown (3)
Feb. 2	at SIUE*	Littleford (29)	Currie-Jelks (7)	Robins/Storey (3)	Storey (4)	Robins (1)
Feb. 4	at Lindenwood*	Currie-Jelks (26)	Currie-Jelks (6)	Littleford (5)	Littleford/Cannon (4)	None
Feb. 6	at Evansville	-	-	-	-	-
Feb. 9	at Eastern Illinois*	-	-	-	-	-
Feb. 11	LITTLE ROCK*	-	-	-	-	-
Feb. 16	SIUE*	-	-	-	-	-
Feb. 18	at Tennessee Tech*	-	-	-	-	-
Feb. 23	TENNESSEE STATE*	-	-	-	-	-
Feb. 25	at Morehead State*	-	-	-	-	-



## CATEGORY LEADERS

POINTS	G	Pts	Pts/G
S. Currie-Jelks	21	290	13.8
Shae Littleford	19	243	12.8
Seygan Robins	22	192	8.7
Anaya Brown	22	164	7.5
Josie Storey	23	156	6.8

FG PERCENTAGE	FG	ATT	Pct
S. Currie-Jelks	123	235	.523
Diamond Cannon	24	48	.500
Kenley McCarn	28	63	.444
Shae Littleford	81	183	.443
Paige Pipkin	56	130	.431

FIELD GOAL ATT	G	Att	Att/G
S. Currie-Jelks	21	235	11.2
Shae Littleford	19	183	9.6
Seygan Robins	22	164	7.5
Josie Storey	23	148	6.4
Anaya Brown	22	145	6.6

FIELD GOALS	G	Made	M/G
S. Currie-Jelks	21	123	5.9
Shae Littleford	19	81	4.3
Seygan Robins	22	59	2.7
Paige Pipkin	16	56	3.5
Anaya Brown	22	53	2.4

3-POINT %	3FG	ATT	Pct
Seygan Robins	43	108	.398
Paige Pipkin	22	58	.379
Lexi Rubel	6	17	.353
Shae Littleford	18	55	.327
Anaya Brown	14	43	.326

3-POINT FG ATT	G	Att	Att/G
Josie Storey	23	120	5.2
Seygan Robins	22	108	4.9
Paige Pipkin	16	58	3.6
Shae Littleford	19	55	2.9
Anaya Brown	22	43	2.0

3-POINT FGS	G	Made	M/G
Seygan Robins	22	43	2.0
Josie Storey	23	39	1.7
Paige Pipkin	16	22	1.4
Shae Littleford	19	18	0.9
Anaya Brown	22	14	0.6

FT %	FT	ATT	Pct
Kenley McCarn	17	19	.895
Seygan Robins	31	36	.861
Shae Littleford	63	74	.851
Josie Storey	21	26	.808
Diamond Cannon	11	14	.786

FREE THROW ATT	G	Att	Att/G
Shae Littleford	19	74	3.9
Anaya Brown	22	66	3.0
S. Currie-Jelks	21	57	2.7
Lexi Rubel	20	38	1.9
Seygan Robins	22	36	1.6

FREE THROWS	G	Made	M/G
Shae Littleford	19	63	3.3
Anaya Brown	22	44	2.0
S. Currie-Jelks	21	41	2.0
Seygan Robins	22	31	1.4
Lexi Rubel	20	28	1.4

REBOUNDS	G	Reb	Reb/G
S. Currie-Jelks	21	136	6.5
Anaya Brown	22	123	5.6
Lexi Rubel	20	83	4.2
Shae Littleford	19	62	3.3
Josie Storey	23	50	2.2

ASSISTS	G	No.	A/G
Shae Littleford	19	72	3.8
Seygan Robins	22	65	3.0
Lexi Rubel	20	36	1.8
Josie Storey	23	32	1.4
Paige Pipkin	16	30	1.9

STEALS	G	No.	S/G
Seygan Robins	22	45	2.0
Shae Littleford	19	34	1.8
Josie Storey	23	33	1.4
Lexi Rubel	20	24	1.2
S. Currie-Jelks	21	22	1.0

OFFENSIVE REB	G	No.	Avg/G
S. Currie-Jelks	21	44	2.1
Lexi Rubel	20	31	1.6
Anaya Brown	22	28	1.3
Shae Littleford	19	17	0.9
Paige Pipkin	16	7	0.4

DEFENSIVE REB	G	No.	Avg/G
Anaya Brown	22	95	4.3
S. Currie-Jelks	21	92	4.4
Lexi Rubel	20	52	2.6
Shae Littleford	19	45	2.4
Josie Storey	23	43	1.9

BLOCKED SHOTS	G	No.	Blk/G
Anaya Brown	22	21	1.0
S. Currie-Jelks	21	18	0.9
Lexi Rubel	20	5	0.3
Josie Storey	23	3	0.1
Paige Pipkin	16	3	0.2

MINUTES	G	No.	Min/G
Seygan Robins	22	685	31.1
Shae Littleford	19	650	34.2
Anaya Brown	22	596	27.1
S. Currie-Jelks	21	573	27.3
Josie Storey	23	560	24.3



# LAST TIME IT HAPPENED

## SCORING

<b>UTM Scored..</b>	
<b>70+ points</b> .....	80 at Evansville (2/6/23)
<b>80+ points</b> .....	80 at Evansville (2/6/23)
<b>90+ points</b> .....	98 vs. Murray State (1/16/20)
<b>100+ points</b> .....	110 vs. Mississippi Valley State (12/29/18)
<b>Fewer than 40 points</b> .....	36 at South Dakota State (12/12/22)

<b>A UTM player had...</b>	
<b>20-29 points</b> .....	Sharnecce Currie-Jelks (26)/Shae Littleford (23) at Evansville (2/6/23)
<b>30+ points</b> .....	Seygan Robins (30) vs. Southern Indiana (1/28/23)
<b>40+ points</b> .....	Chelsey Perry (42) vs. Lipscomb (12/16/19)

<b>Two UT Martin players had...</b>	
<b>20+ points</b> .....	Sharnecce Currie-Jelks (26)/Shae Littleford (23) at Evansville (2/6/23)
<b>25+ points</b> .....	Jones (29) & Ward (26) at Tennessee Tech (1/15/15)
<b>30+ points</b> .....	Newsome (36) and Butler (35) vs. Tennessee Tech (1/20/14)

<b>UTM had...double-figures scorers</b>	
<b>Four</b> .....	Shae Littleford (20), Josie Storey (17), Sharnecce Currie-Jelks (13), Paige Pipkin (12) and Lexi Rubel (11) at SIUE (2/2/23)
<b>Five</b> .....	Shae Littleford (20), Josie Storey (17), Sharnecce Currie-Jelks (13), Paige Pipkin (12) and Lexi Rubel (11) at SIUE (2/2/23)
<b>Six</b> .....	Taylor (23), Robertson (16), Mason (14), Feldhaus (13), Spray (11) and Eubank (11) vs. Jacksonville State (12/29/16)
<b>Seven</b> .....	Perry (15), Robertson (15), Hicks (14), Davis (11), Hudson (11), Waldrop (10) and Griffin (10) vs. Mississippi Valley State (12/29/18)

## DOUBLE-DOUBLES

<b>A UTM player...</b>	
<b>Had a double-double</b> .....	Sharnecce Currie-Jelks (30 pts, 13 rebs) vs. Southeast Missouri (1/5/23)
<b>Two UTM players w/double-double</b> .....	Chelsey Perry (28p, 14r) and Maddie Waldrop (22p, 13r) at Austin Peay (1/4/20)

## SHOOTING

<b>UTM Shot...</b>	
<b>50-59% FG</b> .....	58.8 percent (30-51) at Evansville (2/6/23)
<b>60% FG or better</b> .....	60.5 percent (32-53) at Chattanooga (12/2/17)
<b>Less than 30% FG</b> .....	29.4 percent (15-51) at Belmont (1/29/22)

<b>A UTM player...</b>	
<b>Made 5-7 3-pointers</b> .....	Josie Storey (5) at SIUE (2/2/23)
<b>8+ 3-pointers</b> .....	Kendall Spray (8) vs. Murray State (2/3/18)

<b>A UTM team...</b>	
<b>Made 10+ 3-pointers</b> .....	12 at SIUE (2/2/23)
<b>Made 15+ 3-pointers</b> .....	17 at Missouri (12/17/16)
<b>Did not make a 3-pointer</b> .....	at Austin Peay (2/3/09)

<b>A UTM player...</b>	
<b>Made 10+ FTs in a game</b> .....	Dasia Young (16) vs. Eastern Illinois (3/3/21)*
<b>Made 12+ FTs in a game</b> .....	Dasia Young (16) vs. Eastern Illinois (3/3/21)*
<b>Made 15+ FTs in a game</b> .....	Dasia Young (16) vs. Eastern Illinois (3/3/21)*

<b>UT Martin as a team...</b>	
<b>Made 25+ FTs in a game</b> .....	26 (32) vs. Jacksonville State (2/8/20)
<b>Made 30+ FTs in a game</b> .....	31 (38) vs. SIUE (1/25/14)
<b>Attempted 25FTs in a game</b> .....	30 (20) at Southern Indiana (1/14/23)
<b>Attempted more than 30 FTs</b> .....	30 (20) at Southern Indiana (1/14/23)

## REBOUNDING

<b>A UTM player had...</b>	
<b>10-14 rebounds</b> .....	Sharnecce Currie-Jelks (13) vs. Southeast Missouri (1/5/23)
<b>15-19 rebounds</b> .....	Sharnecce Currie-Jelks (15) vs. Troy (11/10/22)
<b>20+ rebounds</b> .....	None
<b>Two UTM Players w/ 10+ Rebs</b> .....	Perry (14)/Waldrop (13) at Austin Peay (1/4/20)
<b>2-straight 10+ rebound games</b> .....	Chelsey Perry vs Austin Peay (1/14/21)
.....	vs. Murray State (1/16/21)
<b>2-straight 14+ rebound games</b> .....	Ashia Jones at SIUE (14 on 2/8/14),
.....	at Southeast Missouri (15 on 2/15/14)

<b>A UTM team had...</b>	
<b>40+ rebounds</b> .....	40 vs. Arkansas State (11/14/22)
<b>50+ rebounds</b> .....	56 vs. Mississippi Valley State (12/29/18)
<b>15+ off. rebounds</b> .....	15 vs. SIUE (3/2/22)*
<b>20+ off. rebounds</b> .....	23 at Murray State (1/2/20)
<b>25+ off. rebounds</b> .....	28 vs. Christian Brothers (11/19/18)

## ASSISTS

<b>A UTM player had...</b>	
<b>5-9 assists</b> .....	Shae Littleford (5) at Evansville (2/6/23)
<b>10+ assists</b> .....	Tamiah Stanford (10) vs. Murray State (3/4/20)

<b>As a team UT Martin...</b>	
<b>Had 15-19 assists</b> .....	18 at SIUE (2/2/23)
<b>20-24 assists</b> .....	21 vs. Southeast Missouri (1/5/23)
<b>25+ assists</b> .....	26 vs. Murray State (3/4/20)

## BLOCKS

<b>A UTM players...</b>	
<b>Had 3+ blocks</b> .....	Anaya Brown (3) at SIUE (2/2/23)
<b>Had 5+ blocks</b> .....	Demi Burdick (5) at Eastern Illinois (2/27/21)

<b>As a team UT Martin...</b>	
<b>Had 5+ blocks</b> .....	7 vs. Southeast Missouri (1/5/23)
<b>Had 10+ blocks</b> .....	10 vs. Tennessee Tech (3/5/21)*

## STEALS

<b>A UTM player had...</b>	
<b>5-9 steals</b> .....	Josie Storey (8) vs. Southern Indiana (1/28/23)
<b>10+ steals</b> .....	Ashia Jones (11) at Miami (12/15/14) *UTM Record

<b>As a team UT Martin...</b>	
<b>10-14 steals</b> .....	11 at Evansville (2/6/23)
<b>15+ steals</b> .....	20 vs. Southern Indiana (1/28/23)

## MISCELLANEOUS

<b>A UTM team...</b>	
<b>Played an OT game</b> .....	L, 71-63 vs. No. 6 Louisville (12/19/19)
<b>Played a 2OT game</b> .....	L, 71-63 vs. No. 6 Louisville (12/19/19)

<b>A UTM Player...</b>	
<b>Buzzer-beater</b> .....	Ashton Feldhaus vs. SIUE (1/21/17)
<b>To force OT</b> .....	Janekia Mason at Jacksonville State (1/25/18)
<b>Buzzer-beating 3-pointer</b> .....	Taylor Hall vs. Eastern Illinois (2/11/12)
<b>3-pointer to force OT</b> .....	Janekia Mason at Jacksonville State (1/25/18)
<b>Game-winner &lt;2 secs</b> .....	Chelsey Perry (1.1) at Murray State (2/13/21)
<b>Free Throw With &lt;5 secs</b> .....	Seygan Robins (1.3) vs. Illinois State (11/20/21)
<b>Four-point play</b> .....	Kendall Spray at Murray State (1/28/17)

\* Occurred during the OVC Tournament  
\$ Occurred during the NCAA Tournament or WNIT

# RECORD BOOK AT A GLANCE

## SINGLE-GAME TEAM RECORDS

### Most Points

116 vs. Austin Peay (3/1/14)

### Most Field Goals Made

50 vs. Trevecca (1976-77)

### Most Field Goals Attempted

97, 36 made, vs. Jacksonville State (1/6/90)

### Most 3-Point Field Goals Made

18, of 43, at Southern Miss (11/16/11)

18, of 35, vs. North Dakota (11/14/16)

### Most 3-Point Field Goals Attempted

47, 17 made, at Morehead State (1/7/16)

### Most Free Throws Made

39, of 55, vs. Troy State (1/13/86)

### Most Free Throws Attempted

55, 39 made, vs. Troy State (1/13/86)

55, 37 made, at Eastern Kentucky (12/3/98)

### Most Rebounds

63 vs. Bethel (12/7/91)

### Most Assists

31 vs. Morehead State (1/10/15)

### Most Blocks

12 vs. Mississippi Valley State (12/29/18)

12 vs. SIUE (2/9/13)

### Most Forced Turnovers

36 at Southern Illinois (12/23/13)

### Most Steals

28 vs. Bethel (12/14/90)

## SINGLE-GAME INDIVIDUAL RECORDS

### Most Points:

44, Ashia Jones at Murray State (1/31/15)

44, Heather Butler vs. Austin Peay (3/1/14)

44, Heather Butler at Eastern Kentucky (2/3/14)

44, Jasmine Newsome vs. Quinnipiac (11/16/13)

### Most Field Goals Made

18, Angela Reaves vs. Delta State (1982-83)

### Most Field Goals Attempted

34, Heather Butler vs. Baylor (11/17/12)

### Best Field Goal Percentage

12-12, Chastity Bohannon vs. Tennessee St (2/24/98)

10-10, Andreika Jackson vs. Eastern Illinois (2/11/06)

### Most 3-Point Field Goals Made

11-of-18, Kendall Spray vs. Rhodes (12/7/17)

### Most 3-Point Field Goals Attempted

19, Jaclissa Haislip at Murray State (1/29/11)

### Most Free Throws Made

16, Dasia Young vs. Eastern Illinois (3/3/21)

16, Jasmine Newsome vs. Quinnipiac (11/16/13)

16, Jasmine Newsome at Tennessee St (1/2/12)

16, Tessa Fields vs. Evansville (11/13/98)

### Most Free Throws Attempted

20, Jasmine Newsome at Tennessee St (1/2/12)

### Most Rebounds

27, Mary Kate Long vs. West Georgia (1/17/87)

### Most Assists

14, Jasmine Newsome vs. Austin Peay (3/1/14)

### Most Blocks

8, Chelsey Perry vs. IUPUI (11/25/19)

8, Rickiesha Bryant vs. Murray State (2/23/13)

8, Mary Kate Long vs. Lambuth (11/21/86)

### Most Steals

11, Ashia Jones at Miami (Ohio) (12/15/14)

## SINGLE-SEASON RECORDS

### Most Points

772, Ashia Jones (2014-15)

### Most Field Goals Made

287 of 548, Ashia Jones (2014-15)

### Most Field Goals Attempted

704, 264 made, Heather Butler (2012-13)

### Best Field Goal Percentage

64.2, (129-201), Rickiesha Bryant (2012-13)

### Most 3-Point Field Goals Made

125 of 294, Kendall Spray (2017-18)

### Most 3-Point Field Goals Attempted

319, 105 made, Heather Butler (2012-13)

### Most Free Throws Made

198 of 261, Ashia Jones (2014-15)

### Most Free Throws Attempted

261, 198 made, Ashia Jones (2014-15)

### Most Rebounds

372, Phyllisha Mitchell (2005-09)

### Most Assists

193, Jasmine Newsome (2011-12)

### Most Blocks

87, Rickiesha Bryant (2012-13)

### Most Steals

156, Gwen Long (1989-90)

## CAREER RECORDS

### Most Points

2,865, Heather Butler (2010-14)

### Most Field Goals Made

958 of 2,417, Heather Butler (2010-14)

### Most Field Goals Attempted

2,417, 958 made, Heather Butler (2010-14)

### Best Field Goal Percentage

53.2, (747-of-1,404), Mary Kate Long (1985-89)

### Most 3-Point Field Goals Made

392 of 1074, Heather Butler (2010-14)

### Most 3-Point Field Goals Attempted

1074, 392 made, Heather Butler (2010-14)

### Most Free Throws Made

620 of 759, Jasmine Newsome (2010-14)

### Most Free Throws Attempted

759, 620 made, Jasmine Newsome (2010-14)

759, 564 made, Tara Tansil (1991-94)

### Most Rebounds

1,318, Mary Kate Long (1985-89)

### Most Assists

691, Jasmine Newsome (2010-14)

### Most Blocks

228, Chelsey Perry (2017-2021)

### Most Steals

411, Gwen Long (1985-88, 1989-90)



# PLAYER SUMMARIES



## SYDNEEY BOYKIN

G | 5-9 | Jr. | Clarksville, Tenn. | Mercer

SEASON HIGHS				CAREER HIGHS			
Points	9	at Southeast Missouri (1/19/23)		Points	11	at Western Carolina (2/4/21)	
FG Made	3	at Southeast Missouri (1/19/23)		FG Made	5	at Western Carolina (2/4/21)	
FG Att.	6	vs. Marshall (11/21/22)		FG Att.	7	at Western Carolina (2/4/21)	
3PG Made	3	at Southeast Missouri (1/19/23)		3PG Made	3	at Southeast Missouri (1/19/23)	
3FG Att.	4	3x, vs. Southern Indiana (1/28/23)		3FG Att.	4	3x, vs. Southern Indiana (1/28/23)	
FT Made	1	2x, vs. Southern Indiana (1/28/23)		FT Made	4	vs. South Carolina State (12/15/20)	
FT Att.	2	2x, vs. Southern Indiana (1/28/23)		FT Att.	4	vs. South Carolina State (12/15/20)	
Rebounds	3	vs. Southern Indiana (1/28/23)		Rebounds	5	at Western Carolina (2/4/21)	
Assists	2	vs. Southern Indiana (1/28/23)		Assists	3	at UNCW (12/29/20)	
Steals	3	vs. Southern Indiana (1/28/23)		Steals	3	2x, vs. Southern Indiana (1/28/23)	
Blocks	1	vs. Southeast Missouri (1/5/23)		Blocks	1	4x, vs. Southern Indiana (1/28/23)	
Minutes	30	vs. Southern Indiana (1/28/23)		Minutes	30	vs. Southern Indiana (1/28/23)	

MISCELLANEOUS CAREER STATISTICS			
Games Played	68	18 at UTM	
Games Started	1		
Led Team In Scoring	1		
Led Team In Rebounding	0		
Led Team In Assists	0		
Led Team In Steals	0		
Led Team In Blocks	0		
Double-Doubles	1		
10+ Points	1		
20+ Points	0		
5+ Rebounds	1		
10+ Rebounds	0		
5+ Assists	0		
3+ Steals	2		

BOYKIN GAME-BY-GAME STATISTICS															
Date	Opp	GS	Min	FG	3FG	FT	O-D-R	PF	A	TO	S	B	PTS		
N10	TROY	-	-	-	-	DNP	-	-	-	-	-	-	-		
N14	ASU	-	-	-	-	DNP	-	-	-	-	-	-	-		
N17	at MIZ	0:01	0-0	0-0	0-0	0-0-0	0	0	0	0	0	0	0		
N21	vs MAR	* 15:04	2-6	1-4	0-0	0-0-0	1	0	1	0	0	0	5		
N22	vs NSU	8:50	0-2	0-1	0-0	0-0-0	0	0	0	0	0	0	0		
N23	vs PFW	8:35	0-1	0-0	0-0	1-0-1	0	0	0	0	0	0	0		
N30	MUR	1:27	0-0	0-0	0-0	0-0-0	0	0	0	0	0	0	0		
D4	at VU	0:07	0-0	0-0	0-0	0-0-0	0	0	0	0	0	0	0		
D12	at SDSU	7:19	0-2	0-2	0-0	0-1-1	1	0	1	1	1	0	0		
D14	at SD	1:28	0-0	0-0	0-0	0-0-0	0	0	0	0	0	0	0		
D17	at MOST	1:20	0-0	0-0	0-0	0-0-0	0	0	0	0	0	0	0		
D29	at LR*	-	-	-	-	DNP	-	-	-	-	-	-	-		
D31	MOR*	6:14	0-0	0-0	0-0	0-0-0	0	0	0	0	0	0	0		
J5	SEMO*	12:40	0-0	0-0	1-2	0-0-0	3	1	1	0	1	1	1		
J7	TTU*	-	-	-	-	DNP	-	-	-	-	-	-	-		
J12	at TSU*	11:12	2-4	0-1	0-0	0-0-0	0	0	0	0	0	0	4		
J14	at USI*	17:56	1-2	1-2	1-2	0-0-0	1	0	2	0	0	0	4		
J19	at SEMO*	13:21	3-4	3-4	0-0	0-0-0	0	0	1	0	0	0	9		
J21	EIU*	6:48	0-1	0-1	0-0	0-1-1	1	0	0	0	0	0	0		
J28	USI*	* 30:25	0-4	0-4	1-2	0-3-3	2	2	2	3	0	1			
F2	at SIUE*	6:14	0-1	0-1	0-0	0-0-0	0	0	0	2	0	0			
F4	at LIN*	4:09	0-1	0-1	0-0	0-0-0	0	1	0	1	0	0			
F6	at EVAN	10:24	0-0	0-0	0-0	0-1-1	3	0	0	0	0	0			
F9	at EIU*	-	-	-	-	-	-	-	-	-	-	-	-		
F11	LR*	-	-	-	-	-	-	-	-	-	-	-	-		
F16	SIUE*	-	-	-	-	-	-	-	-	-	-	-	-		
F18	at TTU*	-	-	-	-	-	-	-	-	-	-	-	-		
F23	TSU*	-	-	-	-	-	-	-	-	-	-	-	-		
F25	at MOR*	-	-	-	-	-	-	-	-	-	-	-	-		

BOYKIN CAREER STATISTICS																								
Year	GP	GS	Min	Avg	Total			3-Point			F-Throw			Rebounds				PF	Ast	TO	Blk	Stl	Scoring	
					FG	FGA	Pct	FG	FGA	Pct	FT	FTA	Pct	Off	Def	Tot	Avg						Pts	Avg
2020-21*	23	0	200	8.7	11	29	.379	0	5	.000	9	13	.692	12	15	27	1.2	21	13	12	2	10	31	1.3
2021-22*	26	0	195	7.5	6	19	.316	0	1	.000	5	8	.625	12	15	27	1.0	16	10	9	0	2	17	0.7
2022-23	19	2	162	8.5	8	28	.286	5	21	.238	3	6	.500	1	6	7	0.4	12	4	8	1	7	24	1.3
TOTAL	19	2	162	8.5	8	28	.286	5	21	.238	3	6	.500	1	6	7	0.4	12	4	8	1	7	24	1.3
All*	68	2	557	8.2	25	76	.329	5	27	.185	17	27	.630	25	36	61	0.9	49	27	29	3	19	72	1.1



## ELLA THOMPSON

F | 5-11 | So. | Bardstown, Ky. | Bethlehem HS

SEASON HIGHS				CAREER HIGHS			
Points	2	2x, at South Dakota (12/14/22)		Points	14	at Morehead State (1/24/22)	
FG Made	1	2x, at South Dakota (12/14/22)		FG Made	5	2x, at Morehead State (1/24/22)	
FG Att.	4	at South Dakota State (12/12/22)		FG Att.	10	2x, vs. Tennessee State (2/5/22)	
3PG Made	N/A			3PG Made	3	2x, vs. Eastern Illinois (1/27/22)	
3FG Att.	2	at South Dakota State (12/12/22)		3FG Att.	5	2x, vs. Tennessee State (2/5/22)	
FT Made	N/A			FT Made	2	2x, vs. SIUE (1/1/22)	
FT Att.	N/A			FT Att.	2	3x, vs. Morehead State (2/16/22)	
Rebounds	3	at South Dakota (12/14/22)		Rebounds	12	vs. SIUE (1/1/22)	
Assists	4	at South Dakota (12/14/22)		Assists	4	at South Dakota (12/14/22)	
Steals	1	at South Dakota State (12/12/22)		Steals	3	3x, at SIUE (2/10/22)	
Blocks	N/A			Blocks	2	at Morehead State (1/24/22)	
Minutes	21	at South Dakota State (12/12/22)		Minutes	38	at Morehead State (1/24/22)	

MISCELLANEOUS CAREER STATISTICS			
Games Played	24		
Games Started	21		
Led Team In Scoring	1		
Led Team In Rebounding	7		
Led Team In Assists	0		
Led Team In Steals	1		
Led Team In Blocks	3		
Double-Doubles	1		
10+ Points	4		
20+ Points	0		
5+ Rebounds	8		
10+ Rebounds	2		
5+ Assists	0		
3+ Steals	3		

THOMPSON GAME-BY-GAME STATISTICS															
Date	Opp	GS	Min	FG	3FG	FT	O-D-R	PF	A	TO	S	B	PTS		
N10	TROY	-	-	-	-	DNP	-	-	-	-	-	-	-		
N14	ASU	-	-	-	-	DNP	-	-	-	-	-	-	-		
N17	at MIZ	-	-	-	-	DNP	-	-	-	-	-	-	-		
N21	vs MAR	-	-	-	-	DNP	-	-	-	-	-	-	-		
N22	vs NSU	-	-	-	-	DNP	-	-	-	-	-	-	-		
N23	vs PFW	-	-	-	-	DNP	-	-	-	-	-	-	-		
N30	MUR	-	-	-	-	DNP	-	-	-	-	-	-	-		
D4	at VU	-	-	-	-	DNP	-	-	-	-	-	-	-		
D12	at SDSU	21:09	1-4	0-2	0-0	0-0-0	1	0	2	1	0	2			
D14	at SD	14:19	1-2	0-0	0-0	0-3-3	0	4	0	0	0	0	2		
D17	at MOST	16:49	0-2	0-1	0-0	0-3-3	3	0	0	0	0	0			
D29	at LR*	-	-	-	-	DNP	-	-	-	-	-	-	-		
D31	MOR*	-	-	-	-	DNP	-	-	-	-	-	-	-		
J5	SEMO*	-	-	-	-	DNP	-	-	-	-	-	-	-		
J7	TTU*	-	-	-	-	DNP	-	-	-	-	-	-	-		
J12	at TSU*	-	-	-	-	DNP	-	-	-	-	-	-	-		
J14	at USI*	-	-	-	-	DNP	-	-	-	-	-	-	-		
J19	at SEMO*	-	-	-	-	DNP	-	-	-	-	-	-	-		
J21	EIU*	-	-	-	-	DNP	-	-	-	-	-	-	-		
J28	USI*	-	-	-	-	DNP	-	-	-	-	-	-	-		
F2	at SIUE*	-	-	-	-	DNP	-	-	-	-	-	-	-		
F4	at LIN*	-	-	-	-	DNP	-	-	-	-	-	-	-		
F6	at EVAN	-	-	-	-	DNP	-	-	-	-	-	-	-		
F9	at EIU*	-	-	-	-	-	-	-	-	-	-	-	-		
F11	LR*	-	-	-	-	-	-	-	-	-	-	-	-		
F16	SIUE*	-	-	-	-	-	-	-	-	-	-	-	-		
F18	at TTU*	-	-	-	-	-	-	-	-	-	-	-	-		
F23	TSU*	-	-	-	-	-	-	-	-	-	-	-	-		
F25	at MOR*	-	-	-	-	-	-	-	-	-	-	-	-		

THOMPSON CAREER STATISTICS																								
Year	GP	GS	Min	Avg	Total			3-Point			F-Throw			Rebounds				PF	Ast	TO	Blk	Stl	Scoring	
					FG	FGA	Pct	FG	FGA	Pct	FT	FTA	Pct	Off	Def	Tot	Avg						Pts	Avg
2021-22	21	19	562	26.8	48	108	.444	26	59	.441	11	17	.647	12	78	90	4.3	42	9	22	5	22	133	6.3
2022-23	3	0	53	17.7	2	8	.250	0	3	.000	0	0	.000	0	6	6	2.0	4	4	2	0	1	4	1.3
TOTAL	24	19	615	25.6	50	116	.431	26	62	.419	11	17	.647	12	84	96	4.0	46	13	24	5	23	137	5.7

# PLAYER SUMMARIES

3



## DIAMOND CANNON

F | 5-10 | Jr. | Detroit, Mich. | Bradley

### SEASON HIGHS

Points	12 at Evansville (2/6/23)
FG Made	4 at Evansville (2/6/23)
FG Att.	5, 4x, at Evansville (2/6/23)
3PG Made	N/A
3FG Att.	2 at Tennessee State (1/12/23)
FT Made	4 at Evansville (2/6/23)
FT Att.	4, 2x, at Evansville (2/6/23)
Rebounds	4 vs. Purdue Fort Wayne (11/23/22)
Assists	2, 2x, at Tennessee State (1/12/23)
Steals	4, 2x, at Evansville (2/6/23)
Blocks	1, 3x, at SIUE (2/2/23)
Minutes	26 at Evansville (2/6/23)

### CAREER HIGHS

Points	12 at Evansville (2/6/23)
FG Made	4 at Evansville (2/6/23)
FG Att.	5, 4x, at Evansville (2/6/23)
3PG Made	1, 2x, at LSU (12/18/21)
3FG Att.	2, 2x, at Tennessee State (1/12/23)
FT Made	4 at Evansville (2/6/23)
FT Att.	4, 2x, at Evansville (2/6/23)
Rebounds	4 vs. Purdue Fort Wayne (11/23/22)
Assists	2, 2x, at Tennessee State (1/12/23)
Steals	4, 2x, at Evansville (2/6/23)
Blocks	1, 3x, at SIUE (2/2/23)
Minutes	26 at Evansville (2/6/23)

### MISCELLANEOUS CAREER STATISTICS

Games Played	24   16 at UTM	Double-Doubles	0
Games Started	0	10+ Points	1
Led Team In Scoring	0	20+ Points	0
Led Team In Rebounding	0	5+ Rebounds	0
Led Team In Assists	0	10+ Rebounds	0
Led Team In Steals	0	5+ Assists	0
Led Team In Blocks	0	3+ Steals	2

### CANNON GAME-BY-GAME STATISTICS

Date	Opp	GS	Min	FG	3FG	FT	O-D-R	PF	A	T	S	B	PTS
N10	TROY		6:08	0-1	0-0	0-0	0-1-1	4	0	1	0	0	0
N14	ASU	-	-	-	-	DNP	-	-	-	-	-	-	-
N17	at MIZ		0:01	0-0	0-0	0-0	0-0-0	0	0	0	0	0	0
N21	vs MAR		10:59	0-1	0-0	0-0	0-1-1	0	0	1	0	0	0
N22	vs NSU		11:45	2-2	0-0	0-0	0-1-1	2	0	1	2	0	4
N23	vs PFW		11:04	3-5	0-0	2-2	1-3-4	1	0	1	1	0	8
N30	MUR		10:20	2-3	0-0	1-2	2-1-3	0	0	2	0	0	5
D4	at VU		3:25	0-0	0-0	0-0	0-0-0	0	0	1	0	0	0
D12	at SDSU		13:46	0-1	0-1	0-0	0-3-3	0	0	0	0	0	0
D14	at SD		14:07	0-3	0-2	0-0	0-2-2	2	1	1	0	1	0
D17	at MOST		17:53	2-3	0-0	0-0	0-1-1	0	0	1	1	0	4
D29	at LR*	-	-	-	-	DNP	-	-	-	-	-	-	-
D31	MOR*	-	-	-	-	DNP	-	-	-	-	-	-	-
J5	SEMO*		15:21	0-3	0-1	1-2	1-1-2	0	2	0	2	1	1
J7	TTU*		6:26	1-1	0-0	0-0	0-0-0	2	0	2	0	0	2
J12	at TSU*		22:02	3-5	0-2	0-0	0-3-3	1	2	0	0	0	6
J14	at USI*		17:57	1-3	0-1	0-0	1-1-2	2	0	2	1	0	2
J19	at SEMO*		1:16	0-0	0-0	0-0	0-0-0	0	0	0	0	0	0
J21	EIU*		12:15	3-3	0-0	0-0	0-1-1	1	0	2	1	0	6
J28	USI*		24:08	2-5	0-0	3-4	0-2-2	4	0	2	4	0	7
F2	at SIUE*		14:04	0-3	0-0	0-0	1-2-3	1	0	3	0	1	0
F4	at LIN*		5:29	1-1	0-0	0-0	0-0-0	0	0	1	1	0	2
F6	at EVAN		26:13	4-5	0-0	4-4	0-0-0	3	0	1	4	0	12
F9	at EIU*	-	-	-	-	-	-	-	-	-	-	-	-
F11	LR*	-	-	-	-	-	-	-	-	-	-	-	-
F16	SIUE*	-	-	-	-	-	-	-	-	-	-	-	-
F18	at TTU*	-	-	-	-	-	-	-	-	-	-	-	-
F23	TSU*	-	-	-	-	-	-	-	-	-	-	-	-
F25	at MOR*	-	-	-	-	-	-	-	-	-	-	-	-

### CANNON CAREER STATISTICS

					Total		3-Point		F-Throw		Rebounds							Scoring						
Year	GP	GS	Min	Avg	FG	FGA	Pct	FG	FGA	Pct	FT	FTA	Pct	Off	Def	Tot	Avg	PF	Ast	TO	Blk	Stl	Pts	Avg
2021-22*	5	0	14	2.8	3	6	.500	2	4	.500	1	2	.500	1	2	3	0.6	2	1	0	0	0	9	1.8
2022-23	20	0	244	12.2	24	48	.500	0	7	.000	11	14	.786	6	23	29	1.5	23	5	22	3	17	59	3.0
TOTAL	25	0	244	12.2	24	48	.500	2	7	.000	11	14	.786	6	23	29	1.5	23	5	22	3	17	59	3.0
AJI*	20	0	258	10.3	27	54	.500	2	11	.182	12	16	.750	7	25	32	1.3	25	6	22	3	17	68	2.7

\*Played 2021-22 seasons at Bradley\*

4



## ANAYA BROWN

F | 6-1 | Fr. | Lexington, Ky. | Lafayette HS

### SEASON HIGHS

Points	17 at Tennessee State (1/12/23)
FG Made	6 at Tennessee State (1/12/23)
FG Att.	14 at Tennessee State (1/12/23)
3PG Made	3, 2x, vs. Purdue Fort Wayne (11/23/22)
3FG Att.	4, 4x, at Evansville (2/6/23)
FT Made	6 at Missouri State (12/17/22)
FT Att.	8, 2x, at Southern Indiana (1/14/23)
Rebounds	11 at South Dakota (12/14/22)
Assists	4 vs. Marshall (11/21/22)
Steals	2, 3x, vs. Southeast Missouri (1/5/23)
Blocks	4 vs. Southeast Missouri (1/5/23)
Minutes	38, 2x, vs. Tennessee Tech (1/7/23)

### CAREER HIGHS

Points	17 at Tennessee State (1/12/23)
FG Made	6 at Tennessee State (1/12/23)
FG Att.	14 at Tennessee State (1/12/23)
3PG Made	3, 2x, vs. Purdue Fort Wayne (11/23/22)
3FG Att.	4, 4x, at Evansville (2/6/23)
FT Made	6 at Missouri State (12/17/22)
FT Att.	8, 2x, at Southern Indiana (1/14/23)
Rebounds	11 at South Dakota (12/14/22)
Assists	4 vs. Marshall (11/21/22)
Steals	2, 3x, vs. Southeast Missouri (1/5/23)
Blocks	4 vs. Southeast Missouri (1/5/23)
Minutes	38, 2x, vs. Tennessee Tech (1/7/23)

### MISCELLANEOUS CAREER STATISTICS

Games Played	22	Double-Doubles	1
Games Started	12	10+ Points	6
Led Team In Scoring	2	20+ Points	0
Led Team In Rebounding	6	5+ Rebounds	10
Led Team In Assists	1	10+ Rebounds	1
Led Team In Steals	2	5+ Assists	0
Led Team In Blocks	5	3+ Steals	0

### BROWN GAME-BY-GAME STATISTICS

Date	Opp	GS	Min	FG	3FG	FT	O-D-R	PF	A	T	S	B	PTS
N10	TROY		27:13	1-2	1-2	0-0	0-3-3	3	2	4	1	0	3
N14	ASU		15:01	0-3	0-0	3-4	2-4-6	3	0	1	0	0	3
N17	at MIZ		26:33	3-5	3-4	0-0	0-8-8	0	0	0	0	0	9
N21	vs MAR		19:31	3-6	2-3	0-0	0-1-1	1	4	0	1	0	8
N22	vs NSU		21:34	2-5	1-2	1-2	1-2-3	2	1	1	1	0	6
N23	vs PFW		21:47	2-6	0-1	3-4	3-4-7	1	2	1	0	0	7
N30	MUR		24:26	1-3	0-1	0-0	1-0-1	3	1	0	0	1	2
D4	at VU		19:59	1-2	1-1	0-0	1-0-1	1	0	2	1	0	3
D12	at SDSU	*	24:31	0-4	0-0	0-0	0-5-5	5	1	4	2	0	0
D14	at SD	*	37:34	2-4	1-1	5-6	1-10-11	3	1	2	0	2	10
D17	at MOST	*	33:06	3-9	0-2	6-8	3-5-8	5	2	0	2	1	12
D29	at LR*	*	36:30	4-9	2-3	2-4	1-4-5	2	0	2	1	1	12
D31	MOR*	*	28:15	1-8	1-4	2-2	1-6-7	3	1	1	2	1	5
J5	SEMO*	*	32:14	5-7	0-2	2-3	1-6-7	3	1	6	2	4	12
J7	TTU*	*	37:36	5-12	0-2	3-4	3-6-9	2	0	2	1	3	13
J12	at TSU*	*	32:46	6-14	1-3	4-5	1-5-6	4	3	0	1	1	17
J14	at USI*	*	35:47	1-5	0-1	4-8	2-7-9	5	1	3	1	0	6
J19	at SEMO*	*	35:19	4-11	0-2	3-4	1-7-8	2	1	1	2	2	11
J21	EIU*	*	20:40	2-8	0-1	4-6	1-2-3	5	2	0	1	1	8
J28	USI*	-	-	-	-	DNP	-	-	-	-	-	-	-
F2	at SIUE*		17:15	2-5	0-2	0-0	1-5-6	4	0	3	1	3	4
F4	at LIN*		24:26	2-8	1-3	0-2	3-3-6	3	1	2	1	0	5
F6	at EVAN	*	22:36	3-9	1-4	1-2	0-2-2	5	0	1	0	0	8
F9	at EIU*	-	-	-	-	-	-	-	-	-	-	-	-
F11	LR*	-	-	-	-	-	-	-	-	-	-	-	-
F16	SIUE*	-	-	-	-	-	-	-	-	-	-	-	-
F18	at TTU*	-	-	-	-	-	-	-	-	-	-	-	-
F23	TSU*	-	-	-	-	-	-	-	-	-	-	-	-
F25	at MOR*	-	-	-	-	-	-	-	-	-	-	-	-

### BROWN CAREER STATISTICS

				Total			3-Point			F-Throw			Rebounds							Scoring				
Year	GP	GS	Min	Avg	FG	FGA	Pct	FG	FGA	Pct	FT	FTA	Pct	Off	Def	Tot	Avg	PF	Ast	TO	Blk	Stl	Pts	Avg
2022-23	22	12	596	27.1	53	145	.366	14	43	.326	44	66	.667	28	95	123	5.6	68	20	36	21	20	164	7.5
TOTAL	22	12	596	27.1	53	145	.366	14	43	.326	44	66	.667	28	95	123	5.6	68	20	36	21	20	164	7.5



## PLAYER SUMMARIES

5



## SEYGAN ROBINS

G | 5-8 | Gr. | Harrodsburg, Ky. | Louisville

## SEASON HIGHS

Points	30 vs. Southern Indiana (1/28/23)
FG Made	10 vs. Southern Indiana (1/28/23)
FG Att.	18 vs. Southern Indiana (1/28/23)
3PG Made	7 vs. Southern Indiana (1/28/23)
3FG Att.	11 vs. Southern Indiana (1/28/23)
FT Made	4 vs. Norfolk State (11/22/22)
FT Att.	4, 2x, vs. Southern Indiana (1/28/23)
Rebounds	7 at Little Rock (12/29/22)
Assists	7 at Tennessee State (1/12/23)
Steals	5 vs. Morehead State (12/31/22)
Blocks	1 vs. Purdue Fort Wayne (11/23/22)
Minutes	38, 3x, at Little Rock (12/29/22)

## CAREER HIGHS

Points	30 vs. Southern Indiana (1/28/23)
FG Made	10 vs. Southern Indiana (1/28/23)
FG Att.	18 vs. Southern Indiana (1/28/23)
3PG Made	7 vs. Southern Indiana (1/28/23)
3FG Att.	12 vs. SIUE (3/2/22)
FT Made	6 vs. SIUE (3/2/22)
FT Att.	6 vs. SIUE (3/2/22)
Rebounds	7, 2x, at Little Rock (12/29/22)
Assists	7 at Tennessee State (1/12/23)
Steals	5, 2x, vs. Morehead State (12/31/22)
Blocks	1, 6x, vs. Purdue Fort Wayne (11/23/22)
Minutes	39, 2x, at Kansas State (11/12/21)

## MISCELLANEOUS CAREER STATISTICS

Games Played	96   68 at UTM	Double-Doubles	0
Games Started	58 at UTM	10+ Points	20
Led Team In Scoring	7	20+ Points	2
Led Team In Rebounding	1	5+ Rebounds	8
Led Team In Assists	28	10+ Rebounds	0
Led Team In Steals	23	5+ Assists	10
Led Team In Blocks	4	3+ Steals	16

## ROBINS GAME-BY-GAME STATISTICS

Date	Opp	GS	Min	FG	3FG	FT	O-D-R	PF	A	T	S	B	PTS
N10	TROY	*	31:16	5-12	4-8	0-0	0-1-1	0	0	8	1	0	14
N14	ASU	*	16:36	0-6	0-1	0-0	0-2-2	0	1	1	0	0	0
N17	at MIZ	*	28:01	1-3	1-2	0-0	0-0-0	2	1	1	0	0	3
N21	vs MAR	*	19:36	1-3	1-2	0-0	0-0-0	1	1	0	3	0	3
N22	vs NSU	*	26:42	2-4	2-4	4-4	0-1-1	1	5	1	0	0	10
N23	vs PFW	*	28:30	2-5	2-3	3-3	0-3-3	0	4	2	2	1	9
N30	MUR	*	35:46	2-7	1-5	2-2	0-1-1	1	3	2	3	0	7
D4	at VU	*	30:33	5-13	4-9	0-0	0-1-1	5	5	4	1	0	14
D12	at SDSU	*	32:41	2-7	2-5	0-0	1-1-2	1	3	7	2	0	6
D14	at SD	*	37:44	5-9	5-8	1-2	0-2-2	3	3	3	4	0	16
D17	at MOST	*	38:04	5-10	2-5	2-2	0-3-3	4	1	5	4	0	14
D29	at LR*	*	38:02	0-2	0-0	2-2	0-7-7	0	4	5	0	0	2
D31	MOR*	*	37:02	4-10	3-9	2-2	0-3-3	1	3	4	5	0	13
J5	SEMO*	*	24:46	2-5	1-4	2-3	0-2-2	2	4	3	2	0	7
J7	TTU*	*	36:46	2-8	0-4	3-3	1-0-1	0	1	4	2	0	7
J12	at TSU*	*	34:13	2-4	1-3	2-2	1-0-1	2	7	2	2	1	7
J14	at USI*	*	20:34	1-3	0-2	1-2	0-1-1	5	1	4	0	0	3
J19	at SEMO*	*	33:12	0-9	0-7	3-3	0-2-2	0	4	8	3	0	3
J21	EIU*	*	36:08	6-12	5-10	0-0	0-1-1	1	3	5	3	0	17
J28	USI*	*	36:20	10-18	7-11	3-4	0-1-1	3	1	5	2	0	30
F2	at SIUE*	*	30:36	2-8	2-5	0-0	2-2-4	1	7	1	3	0	6
F4	at LIN*	*	30:36	0-6	0-1	1-2	0-1-1	2	3	1	3	1	1
F6	at EVAN	-	-	-	-	DNP	-	-	-	-	-	-	-
F9	at EIU*	-	-	-	-	-	-	-	-	-	-	-	-
F11	LR*	-	-	-	-	-	-	-	-	-	-	-	-
F16	SIUE*	-	-	-	-	-	-	-	-	-	-	-	-
F18	at TTU*	-	-	-	-	-	-	-	-	-	-	-	-
F23	TSU*	-	-	-	-	-	-	-	-	-	-	-	-
F25	at MOR*	-	-	-	-	-	-	-	-	-	-	-	-

## ROBINS CAREER STATISTICS

					Total			3-Point			F-Throw			Rebounds								Scoring		
Year	GP	GS	Min	Avg	FG	FGA	Pct	FG	FGA	Pct	FT	FTA	Pct	Off	Def	Tot	Avg	PF	Ast	TO	Blk	Stl	Pts	Avg
2018-19*	26	0	195	7.5	13	37	.351	8	30	.267	7	12	.583	2	11	13	0.5	21	21	18	1	9	41	1.6
2019-20*	2	0	22	11.0	0	5	.000	0	4	.000	0	0	.000	0	6	6	3.0	5	1	2	0	2	0	0.0
2020-21	27	27	834	30.9	69	162	.426	48	106	.453	23	29	.793	10	50	60	2.2	47	90	68	2	37	209	7.7
2021-22	19	10	579	30.5	61	154	.396	42	96	.438	23	24	.958	6	40	46	2.4	37	53	37	2	30	187	9.8
2022-23	22	21	685	31.1	59	164	.360	43	108	.398	31	36	.861	5	35	40	1.8	35	65	76	3	45	192	8.7
TOTAL	68	58	2098	30.9	189	480	.394	133	310	.429	77	89	.865	21	125	146	2.1	119	208	181	7	112	588	8.6
All*	96	68	2315	24.1	202	522	.387	141	344	.410	84	101	.832	23	142	165	1.7	145	230	201	8	123	629	6.6

\*Played 2018-19 and 2019-20 seasons at Louisville

11



## SHAE LITTLEFORD

G | 5-7 | So. | Charleston, Ill. | Charleston HS

## SEASON HIGHS

Points	29 at Lindenwood (2/4/23)
FG Made	10 at Lindenwood (2/4/23)
FG Att.	19 at Lindenwood (2/4/23)
3PG Made	3 at SIUE (2/2/23)
3FG Att.	7, 2x, at Lindenwood (2/4/23)
FT Made	7 at Lindenwood (2/4/23)
FT Att.	9 vs. Southeast Missouri (1/5/23)
Rebounds	5, 2x, vs. Arkansas State (11/14/22)
Assists	8, 2x, vs. Eastern Illinois (1/21/23)
Steals	4, 3x, at Evansville (2/6/23)
Blocks	1 vs. Murray State (11/30/22)
Minutes	39, 2x, at Southern Indiana (1/14/23)

## CAREER HIGHS

Points	29 at Lindenwood (2/4/23)
FG Made	10 at Lindenwood (2/4/23)
FG Att.	19 at Lindenwood (2/4/23)
3PG Made	4 vs. Morehead State (2/16/22)
3FG Att.	7, 2x, at Lindenwood (2/4/23)
FT Made	8 vs. SIUE (3/2/22)
FT Att.	12 vs. SIUE (3/2/22)
Rebounds	6 vs. Saint Louis (12/5/21)
Assists	8, 2x, vs. Eastern Illinois (1/21/23)
Steals	6 at Southeast Missouri (2/24/22)
Blocks	1, 4x, vs. Murray State (11/30/22)
Minutes	40, 5x, vs. Belmont (2/7/22)

## MISCELLANEOUS CAREER STATISTICS

Games Played	43	Double-Doubles	0
Games Started	42	10+ Points	26
Led Team In Scoring	7	20+ Points	4
Led Team In Rebounding	1	5+ Rebounds	6
Led Team In Assists	13	10+ Rebounds	0
Led Team In Steals	15	5+ Assists	6
Led Team In Blocks	2	3+ Steals	12

## LITTLEFORD GAME-BY-GAME STATISTICS

Date	Opp	GS	Min	FG	3FG	FT	O-D-R	PF	A	T	S	B	PTS
N10	TROY	*	25:42	1-3	0-0	6-6	1-4-5	4	5	2	4	0	8
N14	ASU	*	39:28	6-14	2-5	5-6	3-2-5	3	6	0	1	0	19
N17	at MIZ	*	22:13	0-3	0-0	2-2	0-2-2	4	3	5	2	0	2
N21	vs MAR	*	26:11	0-5	0-2	0-0	0-1-1	2	3	2	0	0	0
N22	vs NSU	*	30:55	2-7	0-4	2-2	0-0-0	0	1	8	3	0	6
N23	vs PFW	*	34:55	5-7	1-2	0-0	0-4-4	3	3	3	0	0	11
N30	MUR	*	36:40	4-14	2-5	1-3	0-2-2	2	1	2	3	1	11
D4	at VU	*	36:05	5-11	2-7	2-2	0-3-3	4	8	3	0	0	14
D12	at SDSU	-	-	-	-	DNP	-	-	-	-	-	-	-
D14	at SD	-	-	-	-	DNP	-	-	-	-	-	-	-
D17	at MOST	-	-	-	-	DNP	-	-	-	-	-	-	-
D29	at LR*	*	38:42	5-10	1-2	0-0	1-3-4	2	0	4	0	0	11
D31	MOR*	*	36:44	5-10	1-4	2-2	2-2-4	3	4	2	2	0	13
J5	SEMO*	*	32:47	5-10	0-0	6-9	2-1-3	4	6	7	2	0	16
J7	TTU*	*	37:51	3-8	0-1	4-5	0-4-4	4	2	3	0	0	10
J12	at TSU*	*	32:29	3-11	0-1	4-5	1-4-5	2	1	2	2	0	10
J14	at USI*	*	39:22	7-14	1-4	6-8	1-0-1	2	4	4	4	0	21
J19	at SEMO*	*	33:27	1-4	1-3	6-6	0-6-6	4	6	6	1	0	9
J21	EIU*	*	38:11	3-7	2-3	2-3	0-3-3	2	8	2	1	0	10
J28	USI*	-	-	-	-	DNP	-	-	-	-	-	-	-
F2	at SIUE*	*	38:35	7-14	3-5	3-3	3-1-4	3	4	1	4	0	20
F4	at LIN*	*	38:57	10-19	2-7	7-7	3-1-4	3	2	0	1	0	29
F6	at EVAN	*	33:59	9-12	0-0	5-5	0-2-2	3	5	1	4	0	23
F9	at EIU*	-	-	-	-	-	-	-	-	-	-	-	-
F11	LR*	-	-	-	-	-	-	-	-	-	-	-	-
F16	SIUE*	-	-	-	-	-	-	-	-	-	-	-	-
F18	at TTU*	-	-	-	-	-	-	-	-	-	-	-	-
F23	TSU*	-	-	-	-	-	-	-	-	-	-	-	-
F25	at MOR*	-	-	-	-	-	-	-	-	-	-	-	-

## LITTLEFORD CAREER STATISTICS

					Total			3-Point			F-Throw			Rebounds								Scoring		
Year	GP	GS	Min	Avg	FG	FGA	Pct	FG	FGA	Pct	FT	FTA	Pct	Off	Def	Tot	Avg	PF	Ast	To	Blk	Stl	Pts	Avg
2021-22	24	23	827	34.5	83	226	.367	18	59	.305	81	109	.743	8	50	58	2.4	51	49	66	3	42	265	11.0
2022-23	19	19	650	34.2	81	183	.443	18	55	.327	63	74	.851	17	45	62	3.3	54	72	57	1	34	243	12.8
TOTAL	43	42	1477	34.3	164	409	.401	36	114	.316	144	183	.787	25	95	120	2.8	105	121	123	4	76	508	11.8

# PLAYER SUMMARIES

12



LEXI RUBEL

G/F | 6-1 | Fr. | Cape Girardeau, Mo. | Notre Dame HS

23



SHARNECCE CURRIE-JELKS

F | 6-2 | Fr. | Jackson, Tenn. | Southside HS

## SEASON HIGHS

<b>Points</b>	12 vs. Purdue Fort Wayne (11/23/22)
<b>FG Made</b>	4, 2x, at SIUE (2/2/23)
<b>FG Att.</b>	9 at Tennessee State (1/12/23)
<b>3PG Made</b>	1, 4x, at Southern Indiana (1/14/23)
<b>3FG Att.</b>	3, 2x, at Southern Indiana (1/14/23)
<b>FT Made</b>	5 at Lindenwood (2/4/23)
<b>FT Att.</b>	6, 2x, at Lindenwood (2/4/23)
<b>Rebounds</b>	9 at Tennessee State (1/12/23)
<b>Assists</b>	7 at SIUE (2/2/23)
<b>Steals</b>	3, 2x, vs. Tennessee Tech (1/7/23)
<b>Blocks</b>	1, 5x, vs. Morehead State (12/31/22)
<b>Minutes</b>	35 at Vanderbilt (12/4/22)

## CAREER HIGHS

<b>Points</b>	12 vs. Purdue Fort Wayne (11/23/22)
<b>FG Made</b>	4, 2x, at SIUE (2/2/23)
<b>FG Att.</b>	9 at Tennessee State (1/12/23)
<b>3PG Made</b>	1, 4x, at Southern Indiana (1/14/23)
<b>3FG Att.</b>	3, 2x, at Southern Indiana (1/14/23)
<b>FT Made</b>	5 at Lindenwood (2/4/23)
<b>FT Att.</b>	6, 2x, at Lindenwood (2/4/23)
<b>Rebounds</b>	9 at Tennessee State (1/12/23)
<b>Assists</b>	7 at SIUE (2/2/23)
<b>Steals</b>	3, 2x, vs. Tennessee Tech (1/7/23)
<b>Blocks</b>	1, 5x, vs. Morehead State (12/31/22)
<b>Minutes</b>	35 at Vanderbilt (12/4/22)

## MISCELLANEOUS CAREER STATISTICS

<b>Games Played</b>	20	<b>Double-Doubles</b>	0
<b>Games Started</b>	16	<b>10+ Points</b>	4
<b>Led Team In Scoring</b>	0	<b>20+ Points</b>	0
<b>Led Team In Rebounding</b>	2	<b>5+ Rebounds</b>	7
<b>Led Team In Assists</b>	1	<b>10+ Rebounds</b>	0
<b>Led Team In Steals</b>	3	<b>5+ Assists</b>	1
<b>Led Team In Blocks</b>	2	<b>3+ Steals</b>	1

## RUBEL GAME-BY-GAME STATISTICS

Date	Opp	GS	Min	FG	3FG	FT	O-D-R	PF	A	TO	S	B	PTS
N10	TROY	*	12:52	0-0	0-0	0-0	0-1-1	1	0	2	0	0	0
N14	ASU	*	31:15	3-4	0-0	1-2	2-3-5	0	2	2	1	1	7
N17	at MIZ	*	26:24	2-4	0-0	0-0	1-2-3	1	1	4	0	1	4
N21	vs MAR	*	20:29	2-4	1-1	2-2	2-4-6	1	1	2	0	0	7
N22	vs NSU	*	23:12	1-6	0-0	1-1	1-1-2	5	0	5	1	0	3
N23	vs PFW	*	24:24	4-7	1-2	3-4	1-6-7	0	0	5	1	1	12
N30	MUR	*	25:05	1-8	0-3	2-3	1-3-4	3	3	3	1	1	4
D4	at VU	*	35:31	0-4	0-1	0-0	3-2-5	1	0	1	3	0	0
D12	at SDSU	-	-	-	-	DNP	-	-	-	-	-	-	-
D14	at SD	-	-	-	-	DNP	-	-	-	-	-	-	-
D17	at MOST	-	-	-	-	DNP	-	-	-	-	-	-	-
D29	at LR*		13:48	1-3	0-1	0-0	0-2-2	1	2	0	1	0	2
D31	MOR*		20:53	1-3	1-1	2-2	4-1-5	0	2	2	2	1	5
J5	SEMO*		20:29	0-0	0-0	0-0	0-4-4	4	0	2	1	0	0
J7	TTU*		31:22	2-5	0-1	1-2	1-2-3	1	4	2	3	0	5
J12	at TSU*	*	34:16	2-9	1-1	0-0	3-6-9	1	2	2	0	0	5
J14	at USI*	*	37:22	3-6	1-3	0-1	2-5-7	3	3	2	2	0	7
J19	at SEMO*	*	24:52	0-1	0-0	2-2	2-1-3	2	2	1	0	0	2
J21	EIU*	*	22:40	1-1	1-1	1-2	1-0-1	2	2	2	0	0	4
J28	USI*	*	30:52	3-6	0-0	4-6	3-1-4	4	6	1	2	0	10
F2	at SIUE*	*	29:27	4-8	0-1	3-3	2-2-4	4	4	1	1	0	11
F4	at LIN*	*	25:45	3-6	0-0	5-6	2-3-5	2	2	3	3	0	11
F6	at EVAN	*	33:30	2-3	0-1	1-2	0-3-3	1	0	1	2	0	5
F9	at EIU*	-	-	-	-	-	-	-	-	-	-	-	-
F11	LR*	-	-	-	-	-	-	-	-	-	-	-	-
F16	SIUE*	-	-	-	-	-	-	-	-	-	-	-	-
F18	at TTU*	-	-	-	-	-	-	-	-	-	-	-	-
F23	TSU*	-	-	-	-	-	-	-	-	-	-	-	-
F25	at MOR*	-	-	-	-	-	-	-	-	-	-	-	-

## RUBEL CAREER STATISTICS

					Total			3-Point			F-Throw			Rebounds												Scoring	
Year	GP	GS	Min	Avg	FG	FGA	Pct	FG	FGA	Pct	FT	FTA	Pct	Off	Def	Tot	Avg	PF	Ast	TO	Blk	Stl	Pts	Avg			
2022-23	20	16	527	26.4	35	88	.398	6	17	.353	28	38	.737	31	52	83	4.2	37	36	43	5	24	104	5.2			
TOTAL	20	16	527	26.4	35	88	.398	6	17	.353	28	38	.737	31	52	83	4.2	37	36	43	5	24	104	5.2			

## SEASON HIGHS

<b>Points</b>	30 vs. Southeast Missouri (1/5/23)
<b>FG Made</b>	12 vs. Southeast Missouri (1/5/23)
<b>FG Att.</b>	19 at South Dakota (12/14/22)
<b>3PG Made</b>	1, 3x, at Missouri State (12/17/22)
<b>3FG Att.</b>	4 at Missouri State (12/17/22)
<b>FT Made</b>	7 vs. Norfolk State (11/22/22)
<b>FT Att.</b>	8, 2x, vs. Southeast Missouri (1/5/23)
<b>Rebounds</b>	15 vs. Troy (11/10/22)
<b>Assists</b>	3, 2x, vs. Eastern Illinois (1/21/23)
<b>Steals</b>	2, 6x, at Lindenwood (2/4/23)
<b>Blocks</b>	4 vs. Murray State (11/30/22)
<b>Minutes</b>	35 at Evansville (2/6/23)

## CAREER HIGHS

<b>Points</b>	30 vs. Southeast Missouri (1/5/23)
<b>FG Made</b>	12 vs. Southeast Missouri (1/5/23)
<b>FG Att.</b>	19 at South Dakota (12/14/22)
<b>3PG Made</b>	1, 3x, at Missouri State (12/17/22)
<b>3FG Att.</b>	4 at Missouri State (12/17/22)
<b>FT Made</b>	7 vs. Norfolk State (11/22/22)
<b>FT Att.</b>	8, 2x, vs. Southeast Missouri (1/5/23)
<b>Rebounds</b>	15 vs. Troy (11/10/22)
<b>Assists</b>	3, 2x, vs. Eastern Illinois (1/21/23)
<b>Steals</b>	2, 6x, at Lindenwood (2/4/23)
<b>Blocks</b>	4 vs. Murray State (11/30/22)
<b>Minutes</b>	35 at Evansville (2/6/23)

## MISCELLANEOUS CAREER STATISTICS

<b>Games Played</b>	21	<b>Double-Doubles</b>	2
<b>Games Started</b>	19	<b>10+ Points</b>	14
<b>Led Team In Scoring</b>	8	<b>20+ Points</b>	4
<b>Led Team In Rebounding</b>	11	<b>5+ Rebounds</b>	15
<b>Led Team In Assists</b>	0	<b>10+ Rebounds</b>	2
<b>Led Team In Steals</b>	2	<b>5+ Assists</b>	0
<b>Led Team In Blocks</b>	4	<b>3+ Blocks</b>	1

## CURRIE-JELKS GAME-BY-GAME STATISTICS

Date	Opp	GS	Min	FG	3FG	FT	O-D-R	PF	A	TO	S	B	PTS
N10	TROY	*	32:07	7-9	0-0	0-0	4-11-15	3	0	2	0	1	14
N14	ASU	*	24:34	0-2	0-0	2-4	3-5-8	3	0	0	0	1	2
N17	at MIZ	*	23:57	4-7	0-0	0-1	1-3-4	5	0	1	0	0	8
N21	vs MAR	*	28:25	5-12	1-2	1-2	2-3-5	2	0	3	1	0	12
N22	vs NSU	*	26:55	4-13	0-1	7-8	2-1-3	4	1	1	1	0	15
N23	vs PFW	*	22:45	10-12	1-1	0-0	2-4-6	2	2	2	2	0	21
N30	MUR	*	29:18	6-12	0-1	1-3	2-7-9	4	1	4	2	4	13
D4	at VU	*	29:06	7-12	0-0	2-2	3-4-7	3	0	1	2	0	16
D12	at SDSU	*	30:08	7-13	0-1	0-2	1-3-4	4	2	0	1	1	14
D14	at SD	*	24:32	10-19	0-1	3-3	2-2-4	5	0	2	0	1	23
D17	at MOST	*	29:14	5-14	1-4	3-4	0-6-6	4	0	5	1	1	14
D29	at LR*	*	30:13	2-6	0-1	2-3	0-7-7	4	3	1	0	0	6
D31	MOR*	*	33:40	6-14	0-1	0-0	3-5-8	1	2	2	1	2	12
J5	SEMO*	*	34:24	12-15	0-1	6-8	5-8-13	3	1	1	2	1	30
J7	TTU*	*	14:28	2-3	0-0	1-2	1-0-1	0	0	1	0	1	5
J12	at TSU*	-	-	-	-	DNP	-	-	-	-	-	-	-
J14	at USI*	-	-	-	-	DNP	-	-	-	-	-	-	-
J19	at SEMO*		19:49	4-7	0-0	0-0	1-4-5	2	0	3	2	1	8
J21	EIU*		28:27	4-14	0-0	0-0	1-7-8	2	3	5	2	1	8
J28	USI*	*	27:31	5-10	0-1	4-4	1-5-6	3	0	3	1	2	14
F2	at SIUE*	*	20:26	5-10	0-1	3-4	3-1-4	4	1	3	1	1	13
F4	at LIN*	*	26:42	8-14	0-0	0-0	4-3-7	4	0	3	2	0	16
F6	at EVAN	*	34:37	10-17	0-1	6-7	3-3-6	3	0	3	1	0	26
F9	at EIU*	-	-	-	-	-	-	-	-	-	-	-	-
F11	LR*	-	-	-	-	-	-	-	-	-	-	-	-
F16	SIUE*	-	-	-	-	-	-	-	-	-	-	-	-
F18	at TTU*	-	-	-	-	-	-	-	-	-	-	-	-
F23	TSU*	-	-	-	-	-	-	-	-	-	-	-	-
F25	at MOR*	-	-	-	-	-	-	-	-	-	-	-	-

## CURRIE-JELKS CAREER STATISTICS

				Total			3-Point			F-Throw			Rebounds								Scoring			
Year	GP	GS	Min	Avg	FG	FGA	Pct	FG	FGA	Pct	FT	FTA	Pct	Off	Def	Tot	Avg	PF	Ast	To	Blk	Stl	Pts	Avg
2022-23	21	19	573	27.3	123	235	.523	3	17	.176	41	57	.719	44	92	136	6.5	65	16	46	18	22	290	13.8
TOTAL	21	19	573	27.3	123	235	.523	3	17	.176	41	57	.719	44	92	136	6.5	65	16	46	18	22	290	13.8

# PLAYER SUMMARIES



## PAIGE PIPKIN

G | 5-10 | Gr. | Henderson, Tenn. | Chester County HS

SEASON HIGHS		CAREER HIGHS	
Points	23 vs. Arkansas State (11/14/22)	Points	33 at Austin Peay (12/30/21)
FG Made	10 vs. Arkansas State (11/14/22)	FG Made	11 at Austin Peay (12/30/21)
FG Att.	16 vs. Arkansas State (11/14/22)	FG Att.	17 at Austin Peay (12/30/21)
3PG Made	3 at Vanderbilt (12/5/22)	3PG Made	6 vs. Morehead State (2/18/21)
3FG Att.	7 at Vanderbilt (12/5/22)	3FG Att.	8 vs. Morehead State (2/18/21)
FT Made	4 at South Dakota (12/14/22)	FT Made	8 at Austin Peay (12/30/21)
FT Att.	5 vs. Troy (11/10/22)	FT Att.	9 at Austin Peay (12/30/21)
Rebounds	5, 2x, vs. Arkansas State (11/14/22)	Rebounds	9 vs. No. 24 Virginia Tech (11/27/21)
Assists	4, 2x, vs. Murray State (11/30/22)	Assists	7 at Morehead State (1/24/22)
Steals	3, 2x, vs. Murray State (11/30/22)	Steals	5, 3x, vs. SIUE (3/2/22)
Blocks	1, 3x, at Vanderbilt (12/5/22)	Blocks	2 at Morehead State (1/23/21)
Minutes	34, 2x, at South Dakota State (12/12/22)	Minutes	40, 3x, vs. Bowling Green (12/21/21)

MISCELLANEOUS CAREER STATISTICS			
Games Played	73	Double-Doubles	0
Games Started	65	10+ Points	31
Led Team In Scoring	17	20+ Points	5
Led Team In Rebounding	9	5+ Rebounds	13
Led Team In Assists	21	10+ Rebounds	0
Led Team In Steals	18	5+ Assists	7
Led Team In Blocks	7	3+ Steals	10

PIPKIN GAME-BY-GAME STATISTICS															
Date	Opp	GS	Min	FG	3FG	FT	O-D-R	PF	A	T	S	B	PTS		
N10	TROY		23:07	5-9	2-6	2-5	1-4-5	2	4	4	0	0	14		
N14	ASU		28:23	10-16	2-4	1-1	0-5-5	0	1	0	3	0	23		
N17	at MIZ		27:51	1-6	1-3	2-2	0-1-1	1	1	2	2	0	5		
N21	vs MAR	*	23:09	3-6	2-3	0-0	0-1-1	1	4	0	1	0	8		
N22	vs NSU	*	27:17	2-5	2-5	0-0	1-2-3	3	2	2	1	0	6		
N23	vs PFW	*	27:04	2-8	1-4	1-1	0-1-1	2	2	5	2	1	6		
N30	MUR	*	32:00	3-7	1-2	3-3	1-1-2	2	4	1	3	1	10		
D4	at VU	*	34:07	8-15	3-7	0-0	0-3-3	4	3	1	1	1	19		
D12	at SDSU	*	34:23	2-8	1-6	2-3	0-2-2	4	1	2	0	0	7		
D14	at SD	*	34:55	4-10	1-4	4-4	0-1-1	2	3	3	0	0	13		
D17	at MOST	*	35:45	4-11	0-2	1-2	0-2-2	1	2	5	0	0	9		
D29	at LR*	*	31:25	4-13	2-4	1-2	3-1-4	2	0	1	0	0	11		
D31	MOR*	-	-	-	-	DNP	-	-	-	-	-	-	-		
J5	SEMO*	-	-	-	-	DNP	-	-	-	-	-	-	-		
J7	TTU*	-	-	-	-	DNP	-	-	-	-	-	-	-		
J12	at TSU*	-	-	-	-	DNP	-	-	-	-	-	-	-		
J14	at USI*	-	-	-	-	DNP	-	-	-	-	-	-	-		
J19	at SEMO*	-	-	-	-	DNP	-	-	-	-	-	-	-		
J21	EIU*	-	-	-	-	DNP	-	-	-	-	-	-	-		
J28	USI*		11:25	1-3	1-2	1-2	0-1-1	2	2	0	0	0	4		
F2	at SIUE*		16:27	3-5	2-3	4-4	0-1-1	3	0	0	1	0	12		
F4	at LIN*		14:46	3-6	0-2	0-2	1-0-1	1	0	1	1	0	6		
F6	at EVAN		13:15	1-2	1-1	0-0	0-0-0	2	1	2	0	0	3		
F9	at EIU*	-	-	-	-	-	-	-	-	-	-	-	-		
F11	LR*	-	-	-	-	-	-	-	-	-	-	-	-		
F16	SIUE*	-	-	-	-	-	-	-	-	-	-	-	-		
F18	at TTU*	-	-	-	-	-	-	-	-	-	-	-	-		
F23	TSU*	-	-	-	-	-	-	-	-	-	-	-	-		
F25	at MOR*	-	-	-	-	-	-	-	-	-	-	-	-		

PIPKIN CAREER STATISTICS															
Year	GP	GS	Min	Avg	Total	FG	FGA	Pct	3-Point	F-Throw	Rebounds	PF	Ast	TO	Blk
2017-18	-	-	-	-	-	-	-	-	-	Redshirted	-	-	-	-	-
2018-19	3	3	55	18.3	4	16	.250	0	7	.000	0	0	.000	1	2
2019-20	-	-	-	-	-	-	-	-	-	Injured	-	-	-	-	-
2020-21	26	25	687	26.4	65	159	.409	29	75	.387	30	41	.732	18	58
2021-22	28	28	914	32.6	113	288	.392	38	113	.336	80	97	.825	13	102
2022-23	16	9	416	26.0	56	130	.431	22	58	.379	22	31	.710	7	26
TOTAL	73	65	2072	28.4	238	593	.401	89	253	.352	132	169	.781	39	188



## ALLY COLLETT

G | 5-7 | R-So. | London, Ky. | Eastern Kentucky

SEASON HIGHS		CAREER HIGHS	
Points	N/A	Points	18 vs. Charlotte (1/29/21)
FG Made	N/A	FG Made	5, 2x, at Florida Atlantic (2/5/21)
FG Att.	N/A	FG Att.	12, 2x, at Louisiana Tech (1/9/21)
3PG Made	N/A	3PG Made	4, 4x, vs. Old Dominion (3/9/21)
3FG Att.	N/A	3FG Att.	10 at Louisiana Tech (1/9/21)
FT Made	N/A	FT Made	6 vs. Charlotte (1/29/21)
FT Att.	N/A	FT Att.	8 vs. Charlotte (1/29/21)
Rebounds	N/A	Rebounds	6 vs. Appalachian State (11/11/22)
Assists	N/A	Assists	3, 5x, vs. Old Dominion (3/9/21)
Steals	N/A	Steals	3 at Miami (12/12/21)
Blocks	N/A	Blocks	1, 3x, at Northern Kentucky (11/14/21)
Minutes	N/A	Minutes	42 vs. Charlotte (1/29/21)

MISCELLANEOUS CAREER STATISTICS			
Games Played	54   0 at UTM	Double-Doubles	0
Games Started	14   0 at UTM	10+ Points	0
Led Team In Scoring	0	20+ Points	0
Led Team In Rebounding	0	5+ Rebounds	0
Led Team In Assists	0	10+ Rebounds	0
Led Team In Steals	0	5+ Assists	0
Led Team In Blocks	0	3+ Steals	0

COLLETT GAME-BY-GAME STATISTICS															
Date	Opp	GS	Min	FG	3FG	FT	O-D-R	PF	A	T	S	B	PTS		
N10	TROY	-	-	-	-	at ECU	-	-	-	-	-	-	-		
N14	ASU	-	-	-	-	at ECU	-	-	-	-	-	-	-		
N17	at MIZ	-	-	-	-	at ECU	-	-	-	-	-	-	-		
N21	vs MAR	-	-	-	-	at ECU	-	-	-	-	-	-	-		
N22	vs NSU	-	-	-	-	at ECU	-	-	-	-	-	-	-		
N23	vs PFW	-	-	-	-	at ECU	-	-	-	-	-	-	-		
N30	MUR	-	-	-	-	at ECU	-	-	-	-	-	-	-		
D4	at VU	-	-	-	-	at ECU	-	-	-	-	-	-	-		
D12	at SDSU	-	-	-	-	at ECU	-	-	-	-	-	-	-		
D14	at SD	-	-	-	-	at ECU	-	-	-	-	-	-	-		
D17	at MOST	-	-	-	-	at ECU	-	-	-	-	-	-	-		
D29	at LR*	-	-	-	-	DNP	-	-	-	-	-	-	-		
D31	MOR*	-	-	-	-	DNP	-	-	-	-	-	-	-		
J5	SEMO*	-	-	-	-	DNP	-	-	-	-	-	-	-		
J7	TTU*	-	-	-	-	DNP	-	-	-	-	-	-	-		
J12	at TSU*	-	-	-	-	DNP	-	-	-	-	-	-	-		
J14	at USI*	-	-	-	-	DNP	-	-	-	-	-	-	-		
J19	at SEMO*	-	-	-	-	DNP	-	-	-	-	-	-	-		
J21	EIU*	-	-	-	-	DNP	-	-	-	-	-	-	-		
J28	USI*	-	-	-	-	DNP	-	-	-	-	-	-	-		
F2	at SIUE*	-	-	-	-	DNP	-	-	-	-	-	-	-		
F4	at LIN*	-	-	-	-	DNP	-	-	-	-	-	-	-		
F6	at EVAN	-	-	-	-	DNP	-	-	-	-	-	-	-		
F9	at EIU*	-	-	-	-	-	-	-	-	-	-	-	-		
F11	LR*	-	-	-	-	-	-	-	-	-	-	-	-		
F16	SIUE*	-	-	-	-	-	-	-	-	-	-	-	-		
F18	at TTU*	-	-	-	-	-	-	-	-	-	-	-	-		
F23	TSU*	-	-	-	-	-	-	-	-	-	-	-	-		
F25	at MOR*	-	-	-	-	-	-	-	-	-	-	-	-		

COLLETT CAREER STATISTICS															
Year	GP	GS	Min	Avg	Total	FG	FGA	Pct	3-Point	F-Throw	Rebounds	PF	Ast	TO	Blk
2020-21*	23	9	605	26.3	58	165	.352	38	108	.352	42	55	.764	6	35
2021-22**	20	5	195	9.7	11	63	.175	8	40	.200	7	10	.700	2	7
2022-23**	11	0	133	12.1	9	33	.273	5	19	.263	9	12	.750	6	13
UTM	0	0	0	0.0	0	0	.000	0	0	.000	0	0	0.0	0	0
TOTAL	54	14	933	17.3	78	261	.299	51	167	.305	58	77	.753	14	55

\*Played 2020-21 at Western Kentucky\*

\*\*Played 2021-22 and 2022-23 at Eastern Kentucky\*\*



# PLAYER SUMMARIES

33



JOSIE STOREY

G | 5-10 | Fr. | Mountain View, Ark. | Mountain View HS

## SEASON HIGHS

Points	20 at Southern Indiana (1/14/23)
FG Made	6, 2x, at SIUE (2/2/23)
FG Att.	11, 4x, at SIUE (2/2/23)
3PG Made	6 at Tennessee State (1/12/23)
3FG Att.	11 at Tennessee State (1/12/23)
FT Made	8 at Southern Indiana (1/14/23)
FT Att.	9 at Southern Indiana (1/14/23)
Rebounds	7, 2x, vs. Southern Indiana (1/28/23)
Assists	6 vs. Southeast Missouri (1/5/23)
Steals	8 vs. Southern Indiana (1/28/23)
Blocks	1, 2x, vs. Southern Indiana (1/28/23)
Minutes	39 vs. Southern Indiana (1/28/23)

## CAREER HIGHS

Points	20 at Southern Indiana (1/14/23)
FG Made	6, 2x, at SIUE (2/2/23)
FG Att.	11, 4x, at SIUE (2/2/23)
3PG Made	6 at Tennessee State (1/12/23)
3FG Att.	11 at Tennessee State (1/12/23)
FT Made	8 at Southern Indiana (1/14/23)
FT Att.	9 at Southern Indiana (1/14/23)
Rebounds	7, 2x, vs. Southern Indiana (1/28/23)
Assists	6 vs. Southeast Missouri (1/5/23)
Steals	8 vs. Southern Indiana (1/28/23)
Blocks	1, 2x, vs. Southern Indiana (1/28/23)
Minutes	39 vs. Southern Indiana (1/28/23)

## MISCELLANEOUS CAREER STATISTICS

Games Played	23	Double-Doubles	0
Games Started	15	10+ Points	8
Led Team In Scoring	3	20+ Points	1
Led Team In Rebounding	1	5+ Rebounds	2
Led Team In Assists	2	10+ Rebounds	0
Led Team In Steals	4	5+ Assists	2
Led Team In Blocks	0	3+ Steals	4

## STOREY GAME-BY-GAME STATISTICS

Date	Opp	GS	Min	FG	3FG	FT	O-D-R	PF	A	T	S	B	PTS
N10	TROY		3:37	0-0	0-0	0-0	0-1-1	1	1	0	0	0	0
N14	ASU		7:20	0-3	0-3	0-0	0-1-1	0	0	0	1	0	0
N17	at MIZ		6:52	3-4	3-4	0-0	0-1-1	1	1	1	0	0	9
N21	vs MAR		16:24	0-3	0-3	0-0	1-2-3	2	1	0	0	0	0
N22	vs NSU		22:50	2-6	1-5	0-0	0-0-0	2	1	1	3	0	5
N23	vs PFW		21:16	2-4	1-3	2-2	0-0-1	4	2	0	1	0	7
N30	MUR		4:58	0-2	0-2	0-0	0-0-0	0	0	0	1	0	0
D4	at VU		11:07	0-1	0-1	0-0	0-0-0	5	0	0	1	0	0
D12	at SDSU	*	36:03	2-8	2-6	1-2	0-1-1	2	0	0	2	0	7
D14	at SD	*	35:21	1-7	1-6	0-0	0-3-3	2	5	2	2	0	3
D17	at MOST	*	27:49	2-8	0-4	2-2	0-0-0	5	0	2	1	1	6
D29	at LR*		11:20	0-1	0-1	0-0	0-0-0	2	0	1	0	0	0
D31	MOR*	*	37:12	5-10	4-7	1-1	0-4-4	0	3	3	4	0	15
J5	SEMO*	*	27:19	3-10	3-9	1-2	1-3-4	5	6	0	2	0	10
J7	TTU*	*	35:31	3-11	1-8	0-0	2-5-7	2	1	4	1	0	7
J12	at TSU*	*	33:02	6-11	6-11	0-0	0-2-2	4	1	2	0	0	18
J14	at USI*	*	31:02	4-11	4-9	8-9	0-4-4	4	0	3	2	0	20
J19	at SEMO*	*	38:44	4-8	3-7	1-2	0-4-4	3	0	3	0	0	12
J21	EIU*	*	34:51	3-8	3-8	1-2	0-4-4	2	1	2	0	1	10
J28	USI*	*	39:19	0-10	0-6	2-2	3-4-7	4	2	3	8	1	2
F2	at SIUE*	*	26:56	6-11	5-7	0-0	0-0-0	4	2	2	0	0	17
F4	at LIN*	*	29:10	1-8	1-7	2-2	0-1-1	3	3	2	4	0	5
F6	at EVAN	*	25:26	1-3	1-3	0-0	0-2-2	5	1	1	0	0	3
F9	at EIU*	-	-	-	-	-	-	-	-	-	-	-	-
F11	LR*	-	-	-	-	-	-	-	-	-	-	-	-
F16	SIUE*	-	-	-	-	-	-	-	-	-	-	-	-
F18	at TTU*	-	-	-	-	-	-	-	-	-	-	-	-
F23	TSU*	-	-	-	-	-	-	-	-	-	-	-	-
F25	at MOR*	-	-	-	-	-	-	-	-	-	-	-	-

## STOREY CAREER STATISTICS

				Total			3-Point			F-Throw			Rebounds				Scoring							
Year	GP	GS	Min	Avg	FG	FGA	Pct	FG	FGA	Pct	FT	FTA	Pct	Off	Def	Tot	Avg	PF	Ast	TO	Blk	Stl	Pts	Avg
2022-23	23	14	560	24.3	48	148	.324	39	120	.325	21	26	.808	7	43	50	2.2	62	32	31	3	33	156	6.8
TOTAL	23	14	560	24.3	48	148	.324	39	120	.325	21	26	.808	7	43	50	2.2	62	32	31	3	33	156	6.8

44



KENLEY McCARN

G/F | 5-11 | Fr. | Melbourne, Ark. | Melbourne HS

## SEASON HIGHS

Points	31 vs. Troy (11/10/22)
FG Made	12 vs. Troy (11/10/22)
FG Att.	19, 2x, at Missouri (11/17/22)
3PG Made	2, 2x, vs. Marshall (11/21/22)
3FG Att.	6 at Missouri (11/17/22)
FT Made	8 at Missouri (11/17/22)
FT Att.	9 at Missouri (11/17/22)
Rebounds	7 at Missouri (11/17/22)
Assists	2 vs. Marshall (11/21/22)
Steals	2, 2x, vs. Marshall (11/21/22)
Blocks	2 vs. Troy (11/10/22)
Minutes	38 vs. Troy (11/10/22)

## CAREER HIGHS

Points	31 vs. Troy (11/10/22)
FG Made	12 vs. Troy (11/10/22)
FG Att.	19, 2x, at Missouri (11/17/22)
3PG Made	2, 2x, vs. Marshall (11/21/22)
3FG Att.	6 at Missouri (11/17/22)
FT Made	8 at Missouri (11/17/22)
FT Att.	9 at Missouri (11/17/22)
Rebounds	7 at Missouri (11/17/22)
Assists	2 vs. Marshall (11/21/22)
Steals	2, 2x, vs. Marshall (11/21/22)
Blocks	2 vs. Troy (11/10/22)
Minutes	38 vs. Troy (11/10/22)

## MISCELLANEOUS CAREER STATISTICS

Games Played	4	Double-Doubles	0
Games Started	3	10+ Points	4
Led Team In Scoring	3	20+ Points	1
Led Team In Rebounding	0	5+ Rebounds	1
Led Team In Assists	0	10+ Rebounds	0
Led Team In Steals	2	5+ Assists	0
Led Team In Blocks	1	3+ Steals	0

## McCARN GAME-BY-GAME STATISTICS

Date	Opp	GS	Min	FG	3FG	FT	O-D-R	PF	A	T	S	B	PTS
N10	TROY	*	37:58	12-19	1-4	6-6	2-1-3	2	1	6	0	2	31
N14	ASU	*	37:24	7-17	2-5	3-3	1-3-4	1	1	0	1	1	19
N17	at MIZ	*	38:07	5-19	1-6	4-4	0-7-7	2	0	2	2	0	15
N21	vs MAR		20:12	4-8	2-5	4-6	0-3-3	4	2	6	2	0	14
N22	vs NSU	-	-	-	-	DNP	-	-	-	-	-	-	-
N23	vs PFW	-	-	-	-	DNP	-	-	-	-	-	-	-
N30	MUR	-	-	-	-	DNP	-	-	-	-	-	-	-
D4	at VU	-	-	-	-	DNP	-	-	-	-	-	-	-
D12	at SDSU	-	-	-	-	DNP	-	-	-	-	-	-	-
D14	at SD	-	-	-	-	DNP	-	-	-	-	-	-	-
D17	at MOST	-	-	-	-	DNP	-	-	-	-	-	-	-
D29	at LR*	-	-	-	-	DNP	-	-	-	-	-	-	-
D31	MOR*	-	-	-	-	DNP	-	-	-	-	-	-	-
J5	SEMO*	-	-	-	-	DNP	-	-	-	-	-	-	-
J7	TTU*	-	-	-	-	DNP	-	-	-	-	-	-	-
J12	at TSU*	-	-	-	-	DNP	-	-	-	-	-	-	-
J14	at USI*	-	-	-	-	DNP	-	-	-	-	-	-	-
J19	at SEMO*	-	-	-	-	DNP	-	-	-	-	-	-	-
J21	EIU*	-	-	-	-	DNP	-	-	-	-	-	-	-
J28	USI*	-	-	-	-	DNP	-	-	-	-	-	-	-
F2	at SIUE*	-	-	-	-	DNP	-	-	-	-	-	-	-
F4	at LIN*	-	-	-	-	DNP	-	-	-	-	-	-	-
F6	at EVAN	-	-	-	-	DNP	-	-	-	-	-	-	-
F9	at EIU*	-	-	-	-	-	-	-	-	-	-	-	-
F11	LR*	-	-	-	-	-	-	-	-	-	-	-	-
F16	SIUE*	-	-	-	-	-	-	-	-	-	-	-	-
F18	at TTU*	-	-	-	-	-	-	-	-	-	-	-	-
F23	TSU*	-	-	-	-	-	-	-	-	-	-	-	-
F25	at MOR*	-	-	-	-	-	-	-	-	-	-	-	-

## McCARN CAREER STATISTICS

				Total			3-Point			F-Throw			Rebounds										Scoring	
Year	GP	GS	Min	Avg	FG	FGA	Pct	FG	FGA	Pct	FT	FTA	Pct	Off	Def	Tot	Avg	PF	Ast	TO	Blk	Stl	Pts	Avg
2022-23	4	3	134	33.5	28	63	.444	6	20	.300	17	19	.895	3	14	17	4.3	9	4	14	3	5	79	19.8
TOTAL	4	3	134	33.5	28	63	.444	6	20	.300	17	19	.895	3	14	17	4.3	9	4	14	3	5	79	19.8

# TEAM GAME-BY-GAME

Opponent	Date	Score	W/L	Total			3-Pointers			Free Throws			Rebounds				PF	A	TO	Blk	Stl	Pts	Avg
				FG	FGA	Pct	3FG	FGA	Pct	FT	FTA	Pct	Off	Def	Tot	Avg							
TROY	11/10/22	84-89	L	31	55	.564	8	20	.400	14	17	.824	8	30	38	38.0	20	13	29	3	6	84	84.0
ARKANSAS ST.	11/14/22	73-54	W	26	65	.400	6	18	.333	15	20	.750	14	26	40	39.0	10	11	6	3	7	73	78.5
at Missouri	11/17/22	55-60	L	19	51	.373	9	19	.474	8	9	.889	4	25	29	35.7	16	7	17	1	6	55	70.7
vs Marshall	11/21/22	57-70	L	20	54	.370	9	24	.375	8	12	.667	8	18	26	33.2	18	12	15	1	7	57	67.2
vs Norfolk St.	11/22/22	55-70	L	17	50	.340	6	22	.273	15	17	.882	7	11	18	30.2	19	11	20	0	12	55	64.8
vs Purdue Fort Wayne	11/23/22	81-51	W	30	55	.545	7	16	.438	14	16	.875	8	30	38	31.5	13	15	19	3	9	81	67.5
MURRAY ST.	11/30/22	52-71	L	19	56	.339	4	19	.211	10	16	.625	7	15	22	30.1	15	13	14	8	13	52	65.3
at Vanderbilt	12/04/22	66-54	W	26	58	.448	10	26	.385	4	4	1.000	11	16	27	29.8	23	16	16	1	9	66	65.4
at South Dakota St.	12/12/22	36-75	L	14	47	.298	5	23	.217	3	7	.429	4	17	21	28.8	18	7	18	1	9	36	62.1
at South Dakota	12/14/22	67-61	W	23	54	.426	8	22	.364	13	15	.867	4	27	31	29.0	17	17	14	4	6	67	62.6
at Missouri St.	12/17/22	59-68	L	21	57	.368	3	18	.167	14	18	.778	9	22	31	29.2	22	5	18	3	9	59	62.3
at Little Rock	12/29/22	44-45	L	16	44	.364	5	12	.417	7	11	.636	6	28	34	29.6	13	10	15	1	2	44	60.8
MOREHEAD ST.	12/31/22	63-48	W	22	55	.400	10	26	.385	9	9	1.000	12	23	35	30.0	8	15	16	4	16	63	60.9
SOUTHEAST MISSOURI	01/05/23	77-58	W	27	50	.540	4	17	.235	19	29	.655	13	26	39	30.6	24	21	22	7	13	77	62.1
TENNESSEE TECH	01/07/23	49-61	L	18	48	.375	1	16	.063	12	16	.750	10	19	29	30.5	11	8	18	4	7	49	61.2
at Tennessee St.	01/12/23	67-71	L	24	58	.414	9	22	.409	10	12	.833	6	21	27	30.3	14	16	9	2	5	67	61.6
at Southern Ind.	01/14/23	63-60	W	18	44	.409	7	22	.318	20	30	.667	8	21	29	30.2	22	9	21	0	10	63	61.6
at Southeast Missouri	01/19/23	54-56	L	16	44	.364	7	23	.304	15	17	.882	4	24	28	30.1	13	13	24	3	8	54	61.2
EASTERN ILL.	01/21/23	63-78	L	22	54	.407	11	24	.458	8	13	.615	4	21	25	29.8	16	19	18	3	8	63	61.3
SOUTHERN IND.	01/28/23	68-56	W	21	56	.375	8	24	.333	18	24	.750	8	22	30	29.9	22	13	17	3	20	68	61.7
at SIUE	02/02/23	83-64	W	29	65	.446	12	25	.480	13	14	.929	12	16	28	29.8	24	18	14	5	13	83	62.7
at Lindenwood	02/04/23	75-84	L	28	69	.406	4	21	.190	15	21	.714	14	14	28	29.7	18	12	13	1	17	75	63.2
at Evansville	02/06/23	80-60	W	30	51	.588	3	10	.300	17	20	.850	4	16	20	29.3	25	7	11	0	11	80	64.0
UT Martin		1471		517	1240	.417	156	469	.333	281	367	.766	185	488	673	29.3	401	288	384	61	223	1471	64.0
Opponents		1464		511	1194	.428	142	435	.326	300	417	.719	239	568	807	35.1	376	326	447	72	196	1464	63.7



## SPECIALTY TEAM STATS

Date	Opponent	Result	POINTS IN THE PAINT			POINTS OFF TURNOVERS			2ND CHANCE POINTS			FAST BREAK POINTS			BENCH POINTS		
			UTM	OPP.	DIFF.	UTM	OPP.	DIFF.	UTM	OPP.	DIFF.	UTM	OPP.	DIFF.	UTM	OPP.	DIFF.
Nov. 10	TROY	L, 89-84	36	32	+4	6	32	-26	14	20	-6	8	17	-9	17	40	-23
Nov. 17	ARKANSAS STATE	W, 73-54	40	12	+28	23	5	+18	12	6	+6	8	4	+4	26	12	+14
Nov. 14	at Missouri	L, 60-55	18	26	-8	11	15	-4	5	3	+2	0	7	-7	23	25	-2
Nov. 21	vs. Marshall	L, 70-57	14	36	-22	7	17	-10	4	9	-5	6	12	-6	25	13	+12
Nov. 22	vs. Norfolk State	L, 70-55	18	42	-24	22	19	+3	4	21	-17	7	0	+7	15	2	+13
Nov. 23	vs. Purdue Fort Wayne	W, 81-51	40	20	+20	22	13	+9	12	7	+5	15	2	+13	22	25	-3
Nov. 30	MURRAY STATE	L, 71-52	24	28	-4	10	8	+2	10	0	+10	3	10	-7	7	19	-12
Dec. 4	at Vanderbilt	W, 66-54	28	14	+14	28	11	+17	9	5	+4	5	2	+3	3	20	-17
Dec. 12	at South Dakota State	L, 75-36	12	26	-14	4	20	-16	5	7	-2	0	6	-6	2	34	-32
Dec. 14	at South Dakota	W, 67-61	26	24	+2	11	10	+1	5	7	-2	5	8	-3	2	21	-19
Dec. 17	at Missouri State	L, 68-59	28	38	-10	13	19	-6	11	19	-8	6	1	+5	4	27	-23
Dec. 29	at Little Rock*	L, 45-44	18	24	-6	6	10	-4	5	7	-2	2	9	-7	2	14	-12
Dec. 31	MOREHEAD STATE*	W, 63-48	20	22	-2	23	6	+17	6	7	-1	14	9	+5	5	31	-26
Jan. 5	SOUTHEAST MISSOURI*	W, 77-58	40	20	+20	27	23	+4	14	14	0	16	13	+3	2	25	-23
Jan. 7	TENNESSEE TECH*	L, 61-49	30	34	-4	6	20	-14	9	10	-1	0	8	-8	7	17	-10
Jan. 12	at Tennessee State*	L, 71-67	26	34	-8	11	6	+5	1	7	-6	6	10	-4	10	18	-8
Jan. 14	at Southern Indiana*	W, 63-60	18	20	-2	23	27	-4	3	7	-4	8	4	+4	6	14	-8
Jan. 19	at Southeast Missouri*	L, 56-54	14	22	-8	14	21	-7	3	7	-4	3	12	-9	17	22	-5
Jan. 21	EASTERN ILLINOIS*	L, 78-63	18	40	-22	19	23	-4	4	7	-3	9	8	+1	14	13	+1
Jan. 28	SOUTHERN INDIANA*	W, 68-56	16	22	-6	27	19	+8	7	4	+3	11	8	+3	11	3	+8
Feb. 2	at SIUE*	W, 83-64	30	28	+2	33	13	+20	15	18	-3	7	3	+4	16	16	0
Feb. 4	at Lindenwood*	L, 84-75	44	30	+14	14	9	+5	19	11	+8	10	11	-1	13	25	-12
Feb. 6	at Evansville	W, 80-60	46	22	+24	21	7	+14	6	5	+1	6	17	-11	15	8	+7



Troy at UT Martin  
11/10/22 | 6 pm at Elam Center - Martin, Tenn.

Troy 89 • 2-0												
##	Player	GS	MIN	FG	3PT	FT	O-B-T	PF	A	T	B	SPTS
05	Jada Walton	*	24	7-15	2-7	2-2	1-6-7	0	4	1	2	18
10	Tai'Sheka Porchia	*	29	6-15	0-1	2-2	9-2-11	1	0	1	0	14
03	Makayia Hallmon	*	22	4-13	1-5	0-0	1-0-1	3	3	3	1	9
22	Sharonica Hartsfield*	*	32	2-8	0-3	2-4	3-1-4	3	10	3	0	8
02	Felmas Koranga	*	18	1-4	0-0	0-0	3-5-8	1	0	1	0	2
00	Gabbi Cartagena		10	5-6	4-5	0-0	0-1-1	0	1	1	0	14
11	Ja'Mia Hollings		15	3-4	0-1	3-5	2-0-2	4	1	1	0	19
04	Jashanti Simmons		14	1-5	1-3	3-6	2-0-2	1	1	0	2	6
01	Mary Delgado		12	2-7	2-5	0-0	0-1-1	2	0	2	0	1
23	Shaniah Nunn		7	0-5	0-3	3-4	0-0-0	1	0	0	0	1
20	Janeen Camp		6	1-2	0-0	0-0	2-1-3	3	1	0	0	2
21	Ke'Ajia Williams		11	0-0	0-0	0-0	2-2-4	2	0	0	0	1
TM TEAM			0	0-0	0-0	0-0	0-0-0	0	0	0	0	0
Totals		-	200	32-84	10-33	15-23	25-19-44	21	21	13	2	89

UT Martin 84 • 0-1												
##	Player	GS	MIN	FG	3PT	FT	O-B-T	PF	A	T	B	SPTS
44	Kenley McCarn	*	38	12-19	1-4	6-6	2-1-3	2	1	6	2	0
23	S. Currie-Jelks	*	33	7-9	0-0	0-0	4-11-15	3	0	2	1	0
05	Seygan Robins	*	31	5-12	4-8	0-0	0-1-1	0	0	8	0	1
11	Shae Littleford	*	25	1-3	0-0	6-6	1-4-5	4	5	2	0	4
12	Lexi Rubel	*	12	0-0	0-0	0-0	0-1-1	1	0	2	0	0
25	Paige Pipkin	*	24	5-9	2-6	2-5	1-4-5	2	4	4	0	14
04	Anaya Brown		27	1-2	1-2	0-0	0-3-3	3	2	4	0	1
03	Diamond Cannon		6	0-1	0-0	0-0	0-1-1	4	0	1	0	0
33	Josie Storey		4	0-0	0-0	0-0	0-1-1	1	1	0	0	0
TM TEAM			0	0-0	0-0	0-0	0-3-3	0	0	0	0	0
Totals		-	200	35-85	8-20	14-17	8-30-38	20	13	29	3	84

Score by Periods						1st	2nd	3rd	4th	Total
Troy						18	18	22	31	89
UT Martin						17	20	21	26	84



Arkansas State at UT Martin  
11/14/22 | 6 pm at Elam Center - Martin, Tenn.

Arkansas State 54 • 0-2												
##	Player	GS	MIN	FG	3PT	FT	O-B-T	PF	A	T	B	SPTS
11	Mallyn Wilkerson	*	35	5-10	4-8	0-0	0-2-2	2	0	5	0	0
23	Izzy Higginbottom	*	38	3-12	2-7	2-2	0-5-5	2	5	2	1	0
15	Annaleise Griffin	*	38	2-11	0-1	4-6	3-10-13	3	4	1	1	0
24	Laurny Pendleton	*	28	3-8	0-2	0-0	0-1-1	5	2	3	0	6
42	Melodie Kapinga	*	18	1-1	0-0	2-4	2-2-4	4	0	0	1	0
00	Jade Upshaw		23	4-8	2-5	0-0	1-1-2	2	1	4	0	10
03	Tierney Echols		4	1-1	0-0	0-0	0-1-1	1	0	1	0	2
30	Kiayra Ellis		16	0-1	0-0	0-0	0-5-5	3	0	2	3	0
TM TEAM			0	0-0	0-0	0-0	2-1-3	0	0	1	0	0
Totals		-	200	19-52	8-23	8-12	8-28-36	22	12	19	6	54

UT Martin 73 • 1-1												
##	Player	GS	MIN	FG	3PT	FT	O-B-T	PF	A	T	B	SPTS
11	Shae Littleford	*	39	6-14	2-5	5-6	3-2-5	3	6	0	0	1
44	Kenley McCarn	*	38	7-17	2-5	3-3	1-3-4	1	1	0	1	1
12	Lexi Rubel	*	31	3-4	0-0	1-2	2-3-5	0	2	2	1	1
23	S. Currie-Jelks	*	25	0-2	0-0	2-4	3-5-8	3	0	0	1	0
05	Seygan Robins	*	17	0-6	0-1	0-0	0-2-2	0	1	1	0	0
25	Paige Pipkin		28	10-16	2-4	1-1	0-5-5	0	1	0	0	3
04	Anaya Brown		15	0-3	0-0	3-4	2-4-6	3	0	1	0	0
33	Josie Storey		7	0-3	0-3	0-0	0-1-1	0	0	0	0	1
TM TEAM			0	0-0	0-0	0-0	3-1-4	0	0	2	0	0
Totals		-	200	26-65	6-18	15-20	14-26-40	10	11	6	3	73

Score by Periods						1st	2nd	3rd	4th	Total
Arkansas St.						13	20	15	6	54
UT Martin						11	16	20	26	73



UT Martin at Missouri  
11/17/22 | 7 pm at Mizzou Arena - Columbia, Mo.

UT Martin 55 • 1-2												
##	Player	GS	MIN	FG	3PT	FT	O-B-T	PF	A	T	B	SPTS
44	Kenley McCarn	*	38	5-19	1-6	4-4	0-7-7	2	0	2	0	2
23	S. Currie-Jelks	*	23	4-7	0-0	0-1	1-3-4	5	0	1	0	8
12	Lexi Rubel	*	28	2-4	0-0	0-0	1-2-3	1	1	4	1	0
05	Seygan Robins	*	28	1-3	1-2	0-0	0-0-0	2	1	1	0	3
11	Shae Littleford	*	22	0-3	0-0	2-2	0-2-2	4	3	5	0	2
04	Anaya Brown		27	3-5	3-4	0-0	0-8-8	0	0	0	0	9
33	Josie Storey		6	3-4	3-4	0-0	0-1-1	1	1	1	0	9
25	Paige Pipkin		28	1-6	1-3	2-2	0-1-1	1	1	2	0	2
00	Sydnee Boykin		0+	0-0	0-0	0-0	0-0-0	0	0	0	0	0
03	Diamond Cannon		0+	0-0	0-0	0-0	0-0-0	0	0	0	0	0
TM TEAM			0	0-0	0-0	0-0	2-1-3	0	0	1	0	0
Totals		-	200	19-51	9-19	8-9	4-25-29	16	7	17	1	6

Missouri 60 • 5-0												
##	Player	GS	MIN	FG	3PT	FT	O-B-T	PF	A	T	B	SPTS
43	Hayley Frank	*	36	4-11	2-7	5-6	1-5-6	1	3	4	0	2
01	Lauren Hansen	*	37	3-13	1-8	4-4	0-3-3	2	1	2	0	1
13	Haley Troup	*	31	3-7	1-3	2-2	1-2-3	2	4	0	0	1
10	Kathlyn Gilbert	*	22	0-2	0-1	0-0	0-1-1	4	3	2	1	1
32	Jayla Kelly	*	6	0-1	0-0	0-0	0-1-1	1	0	3	1	0
02	Sara-Rose Smith		23	5-9	2-4	0-0	3-9-12	1	1	2	0	12
24	Ashton Judd		23	5-7	0-2	1-2	1-5-6	4	1	0	0	11
20	Sarah Linthacum		13	1-2	0-0	0-0	1-1-2	1	1	0	0	2
TM TEAM			0	0-0	0-0	0-0	0-2-2	0	0	0	0	0
Totals		-	200	21-52	6-25	12-14	7-29-36	15	12	17	2	8

Score by Periods						1st	2nd	3rd	4th	Total
UT Martin						15	11	9	20	55
Missouri						13	12	14	21	60



Marshall vs UT Martin  
11/21/22 | 7 pm at Enmarket Arena - Savannah, Ga.

Marshall 70 • 2-1												
##	Player	GS	MIN	FG	3PT	FT	O-B-T	PF	A	T	B	SPTS
02	Roshala Scott	*	32	7-10	5-7	0-1	2-6-8	1	4	5	1	0
04	Abby Beeman	*	36	4-9	1-2	7-7	1-6-7	1	5	2	0	3
25	Mahogany Matthews*	*	30	7-10	0-0	2-3	1-1-2	3	0	1	2	16
00	Kia Silvius	*	30	1-3	0-0	4-6	1-5-6	1	2	1	0	3
01	Kendall Miller	*	15	0-1	0-0	0-0	0-2-2	0	1	3	0	0
15	Sydni Scott		22	4-12	0-5	0-0	2-1-3	3	2	0	1	2
22	Ashley Tudor		14	1-2	1-1	0-0	0-4-4	3	1	2	0	3
21	Terah Harness		12	1-3	0-2	0-0	1-2-3	0	0	1	0	2
23	Meredith Maier		4	0-1	0-1	0-0	2-1-3	0	0	1	1	0
20	Peyton Ilderton		3	0-1	0-1	0-0	0-0-0	0	0	1	0	0
05	Samantha Lafon		2	0-0	0-0	0-0	0-0-0	2	0	0	0	0
TM TEAM			0	0-0	0-0	0-0	0-0-0	0	0	1	0	0
Totals		-	200	25-52	7-19	13-17	10-28-38	14	15	18	5	70

UT Martin 57 • 1-3												
##	Player	GS	MIN	FG	3PT	FT	O-B-T	PF	A	T	B	SPTS
23	S. Currie-Jelks	*	29	5-12	1-2	1-2	2-3-5	2	0	3	0	1 12
25	Paige Pipkin	*	23	3-6	2-3	0-0	0-1-1	1	4	0	0	1 8
12	Lexi Rubel	*	21	2-4	1-1	2-2	2-4-6	1	1	2	0	0 7
00	Sydnee Boykin	*	15	2-6	1-4	0-0	0-0-0	1	0	1	0	0 5
11	Shae Littleford	*	26	0-5	0-2	0-0	0-1-1	2	3	2	0	0 0
44	Kenley McCarn		20	4-8	2-5	4-6	0-3-3	4	2	6	0	2 14
04	Anaya Brown		19	3-6	1-2	1-2	1-1-2	4	0	0	1	0 8
05	Seygan Robins		20	1-3	1-2	0-0	0-0-0	1	1	0	0	3 3
33	Josie Storey		16	0-3	0-3	0-0	1-2-3	2	1	0	0	0 0
03	Diamond Cannon		11	0-1	0-0	0-0	0-1-1	0	0	1	0	0 0
TM	TEAM		0	0-0	0-0	0-0	2-2-4	0	0	0	0	0 0
Totals		-	200	20-54	9-24	8-12	8-18-26	18	12	15	1	7 57





Murray State at UT Martin  
11/30/22 | 6 pm at Elam Center - Martin, Tenn.

## Murray State 71 • 4-1

##	Player	GS	MIN	F6	3PT	FT	O-B-T	PF	A	T	B	S	PTS
31	Katelyn Young	*	32	10-15	3-3	8-8	2-10-12	2	4	4	0	1	31
14	Macey Turley	*	34	4-5	3-3	0-0	3-3-6	3	3	5	0	0	11
21	Bria Sanders-Woods*	31	2-6	1-2	1-2	0-6-6	2	4	3	1	3	6	
32	Alexis Burpo	*	18	1-3	0-0	0-0	0-2-2	0	1	0	0	0	2
13	Jaidah Black	*	15	0-2	0-0	2-2	0-4-4	0	1	1	0	1	2
22	Hannah McKay		23	3-5	0-0	2-2	0-2-2	4	4	3	0	0	8
02	Jordyn Hughes		20	2-7	2-6	0-0	0-1-1	0	1	2	0	0	6
03	Briley Pena		5	1-2	1-2	0-0	0-0-0	1	0	0	0	0	3
11	Cayson Conner		14	1-2	0-0	0-0	0-0-0	2	2	2	0	1	2
15	Fruzsina Horvath		7	0-1	0-0	0-0	1-3-4	0	0	2	0	0	0
12	Jenna Walker		1	0-0	0-0	0-0	0-0-0	0	0	0	0	0	0
TM	TEAM		0	0-0	0-0	0-0	3-2-5	0	0	1	0	0	0
Totals		-	200	24-48	10-16	13-14	9-33-42	14	20	23	1	6	71

## UT Martin 52 • 2-5

##	Player	GS	MIN	F6	3PT	FT	O-B-T	PF	A	T	B	S	PTS
23	S. Currie-Jelks	*	29	6-12	0-1	1-3	2-7-9	4	1	4	4	2	13
11	Shae Littleford	*	36	4-14	2-5	1-3	0-2-2	2	1	2	1	3	11
25	Paige Pipkin	*	33	3-7	1-2	3-3	1-1-2	2	4	1	1	3	10
05	Seygan Robins	*	36	2-7	1-5	2-2	0-1-1	1	3	2	0	3	7
12	Lexi Rubel	*	25	1-8	0-3	2-3	1-3-4	3	3	3	1	1	4
03	Diamond Cannon	10	2-3	0-0	1-2	2-1-3	0	0	2	0	0	5	
04	Anaya Brown	25	1-3	0-1	0-0	1-0-1	3	1	0	1	0	2	
33	Josie Storey	5	0-2	0-2	0-0	0-0-0	0	0	0	0	1	0	
00	Sydney Boykin	1	0-0	0-0	0-0	0-0-0	0	0	0	0	0	0	
TM	TEAM	0	0-0	0-0	0-0	0-0-0	0	0	0	0	0	0	
Totals		-	200	19-56	4-19	10-16	7-15-22	15	13	14	8	13	52

## Score by Periods

	1st	2nd	3rd	4th	Total
Murray St.	18	23	13	17	71
UT Martin	13	15	13	11	52



UT Martin at Vanderbilt  
12/4/22 | 11 am at Memorial Gymnasium - Nashville, Tenn.

## UT Martin 66 • 3-5

##	Player	GS	MIN	F6	3PT	FT	O-B-T	PF	A	T	B	S	PTS
25	Pipkin, Paige	*	35	8-15	3-7	0-0	0-3-3	4	3	1	1	1	19
23	Currie-Jelks, S.	*	29	7-12	0-0	2-2	3-4-7	3	0	1	0	2	16
11	Littleford, Shae	*	36	5-11	2-7	2-2	0-3-3	4	8	3	0	0	14
05	Robins, Seygan	*	30	5-13	4-9	0-0	0-1-1	5	5	4	0	1	14
12	Rubel, Lexi	*	36	0-4	0-1	0-0	3-2-5	1	0	1	0	3	0
04	Brown, Anaya		19	1-2	1-1	0-0	1-0-1	1	0	2	0	1	3
33	Storey, Josie		11	0-1	0-1	0-0	0-0-0	5	0	0	0	1	0
03	Cannon, Diamond		4	0-0	0-0	0-0	0-0-0	0	0	1	0	0	0
00	Boykin, Sydney	0+	0	0-0	0-0	0-0	0-0-0	0	0	0	0	0	0
TM	TEAM		0	0-0	0-0	0-0	4-3-7	0	0	3	0	0	0
Totals		-	200	26-58	10-26	4-4	11-16-27	23	16	16	1	9	66

## Vanderbilt 54 • 6-5

##	Player	GS	MIN	FG	3PT	FT	O-B-T	PF	A	T	B	S	PTS
14	Marnelle Garraud	*	39	7-15	3-6	2-3	0-2-2	2	5	3	0	3	19
02	Jada Brown	*	31	2-3	2-3	0-0	0-0-0	2	1	4	0	1	6
35	Sacha Washington	*	19	2-8	0-0	2-3	4-3-7	4	3	7	1	1	6
21	Bella LaChance	*	31	1-5	1-1	0-0	0-1-1	1	2	2	0	0	3
05	Yaubryon Chambers*	26	0-0	0-0	0-0	1-3-4	2	0	3	1	1	0	
32	Amari Williams	14	2-3	0-0	4-7	1-2-3	1	0	2	0	0	0	8
24	Ryanne Allen	21	2-4	1-2	2-2	1-2-3	1	1	1	1	1	1	7
12	Demi Washington	19	2-4	0-0	1-3	0-2-2	0	0	1	0	0	0	5
TM	TEAM	0	0-0	0-0	0-0	5-5-10	0	0	1	0	0	0	0
Totals		-	200	18-42	7-12	11-18	12-20-32	13	12	24	3	7	54

## Score by Periods

	1st	2nd	3rd	4th	Total
UT Martin	11	17	21	17	66
Vanderbilt	9	11	11	23	54



UT Martin at South Dakota State  
12/12/22 | 6 pm at Frost Arena - Brookings, SD

## UT Martin 36 • 3-6

##	Player	GS	MIN	FG	3PT	FT	O-B-T	PF	A	T	B	S	PTS
23	Currie-Jelks, S.	*	30	7-13	0-1	0-2	1-3-4	4	2	0	1	1	14
33	Storey, Josie	*	36	2-8	2-6	1-2	0-1-1	2	0	0	0	2	7
25	Pipkin, Paige	*	35	2-8	1-6	2-3	0-2-2	4	1	2	0	0	7
05	Robins, Seygan	*	33	2-7	2-5	0-0	1-1-2	1	3	7	0	2	6
04	Brown, Anaya	*	25	0-4	0-0	0-0	0-5-5	5	1	4	0	2	0
02	Thompson, Ella		21	1-4	0-2	0-0	0-0-0	1	0	2	0	1	2
03	Cannon, Diamond		13	0-1	0-1	0-0	0-3-3	0	0	0	0	0	0
00	Boykin, Sydney		7	0-2	0-2	0-0	0-1-1	1	0	1	0	1	0
TM	TEAM		0	0-0	0-0	0-0	2-1-3	0	0	2	0	0	0
Totals		-	200	14-47	5-23	3-7	4-17-21	18	7	18	1	9	36

## South Dakota State 75 • 7-4

##	Player	GS	MIN	FG	3PT	FT	O-B-T	PF	A	T	B	S	PTS
44	Myah Selland	*	24	4-6	1-2	2-2	3-2-5	0	2	2	2	1	11
33	Paiton Burckhard	*	24	4-5	2-2	0-0	0-6-6	2	4	1	0	2	10
20	Tori Nelson	*	23	4-6	1-2	0-0	1-3-4	0	3	3	0	3	9
13	Haleigh Timmer	*	21	3-4	1-2	1-1	0-3-3	1	4	1	0	1	8
10	Dru Gylten	*	21	1-2	1-2	0-0	0-3-3	0	5	1	0	0	3
22	Madysen Vlastuin		20	5-8	3-5	1-1	0-1-1	0	1	1	0	0	14
03	Madison Mathiowetz		19	1-5	1-3	4-4	1-0-1	0	2	0	0	0	7
24	Mesa Byom		5	2-3	0-1	2-2	0-2-2	0	0	0	0	0	6
31	Brooklyn Meyer		13	1-5	0-0	2-3	1-6-7	2	0	2	1	2	4
12	Kallie Theisen		15	1-1	0-0	1-3	0-3-3	1	0	4	0	1	3
05	Ellie Colbeck		10	0-0	0-0	0-0	0-1-1	2	1	1	0	0	0
42	Regan Nesheim		5	0-1	0-1	0-0	0-0-0	0	0	0	0	0	0
TM	TEAM		0	0-0	0-0	0-0	0-2-2	0	0	1	0	0	0
Totals		-	200	26-46	10-20	13-16	6-32-38	8	22	17	3	10	75

## Score by Periods

	1st	2nd	3rd	4th	Total
UT Martin	6	9	12	9	36
South Dakota St.	15	16	24	20	75



UT Martin at South Dakota  
12/14/22 | 3:30 pm at Sanford Coyote Sports Center - Vermillion, SD

## UT Martin 36 • 4-6

##	Player	GS	MIN	FG	3PT	FT	O-B-T	PF	A	T	B	S	PTS
23	Currie-Jelks, S.	*	25	10-19	0-1	3-3	2-2-4	5	0	2	1	0	23
05	Robins, Seygan	*	38	5-9	5-8	1-2	0-2-2	3	3	3	0	4	16
25	Pipkin, Paige	*	34	4-10	1-4	4-4	0-1-1	2	3	3	0	0	13
04	Brown, Anaya	*	38	2-4	1-1	5-6	1-10-11	3	1	2	2	0	10
33	Storey, Josie	*	35	1-7	1-6	0-0	0-3-3	2	5	2	0	2	3
02	Thompson, Ella		14	1-2	0-0	0-0	0-3-3	0	4	0	0	0	2
03	Cannon, Diamond		15	0-3	0-2	0-0	0-2-2	2	1	1	1	0	0
00	Boykin, Sydney		1	0-0	0-0	0-0	0-0-0	0	0	0	0	0	0
TM	TEAM		0	0-0	0-0	0-0	1-4-5	0	0	1	0	0	0
Totals		-	200	23-54	8-22	13-15	4-27-31	17	17	14	4	6	67

## South Dakota 61 • 4-7

##	Player	GS	MIN	FG	3PT	FT	O-B-T	PF	A	T	B	S	PTS
21	Grace Larkins	*	26	4-13	1-6	3-4	1-5-6	5	5	5	0	3	12
30	Jeniah Ugofsky	*	26	2-6	0-0	7-8	1-3-4	2	2	2	0	0	11
10	Morgan Hansen	*	12	3-8	2-4	0-0	0-1-1	1	0	2	0	0	8
03	Macy Guebert	*	35	2-4	2-4	1-2	0-1-1	5	1	1	0	1	7
41	Alexi Hempte	*	18	1-3	0-1	0-0	1-2-3	1	1	0	0	0	2
26	Cassidy Carson		29	5-8	2-5	0-0	1-1-2	1	3	3	1	0	12
02	Nicole Avila-Ambrosi		25	2-9	1-6	1-1	1-2-3	1	1	1	0	0	6
24	Walker Demers		10	1-1	0-0	0-0	0-1-1	3	0	2	0	1	2
02	Carley Duffney		19	0-1	0-1	1-2	1-3-4	0	0	0	0	1	1
TM	TEAM		0	0-0	0-0	1-5	0-1-6	0	0	0	0	0	0
Totals		-	200	20-53	8-27	13-17	7-24-31	19	13	14	1	6	61

## Score by Periods

	1st	2nd	3rd	4th	Total
UT Martin	14	13	22	18	67
South Dakota	14	16	10	21	61



UT Martin at Missouri State  
12/17/22 | 1 pm at Great Southern Bank Arena - Springfield, Mo.

## UT Martin 59 • 4-7

#	Player	GS	MIN	FG	3PT	FT	O-B-T	PF	A	T	B	S	PTS
05	Robins, Seygan	*	38	5-10	2-5	2-2	0-3-3	4	1	5	0	4	14
23	Currie-Jelks, S.	*	29	5-14	1-4	3-4	0-6-6	4	5	5	1	1	14
24	Brown, Anaya	*	33	3-9	0-2	6-8	3-5-8	5	2	0	1	2	12
05	Plipkin, Paige	*	36	4-11	0-2	1-2	0-2-2	1	2	5	0	0	9
33	Storey, Josie	*	27	2-8	0-4	2-2	0-0-0	5	0	2	1	1	6
00	Canham, Diamond		18	2-3	0-0	0-0	0-1-1	0	0	1	0	1	4
02	Thompson, Ella		18	0-2	0-1	0-0	0-3-3	3	0	0	0	0	0
00	Boykin, Sydney		1	0-0	0-0	0-0	0-0-0	0	0	0	0	0	0
TM	TEAM		0	0-0	0-0	0-0	6-2-8	0	0	0	0	0	0
Totals		-	200	21-57	3-18	14-18	9-22-31	22	5	18	3	9	59



Morehead State at UT Martin  
12/31/22 | 1 pm at Elam Center - Martin, Tenn.

Morehead State 48 • 5-8, 1-1 OVC

##	Player	GS	MIN	FG	3PT	FT	O-B-T	PF	A	T	B	S	PTS
33	Isabel Gonzalez	*	16	3-5	2-4	0-1	0-2-2	1	1	0	2	0	8
00	Veronica Charles	*	38	2-5	0-3	0-0	0-2-2	3	3	3	0	3	4
22	Hallie Rhodes	*	15	1-2	0-0	1-2	1-0-1	1	3	2	1	0	3
13	Crystal Corley	*	13	1-5	0-0	0-0	0-3-3	2	0	1	1	0	2
03	Sandra Lin	*	30	0-1	0-1	0-0	1-3-4	0	3	6	0	1	0
20	Melissa Secchiaroli		24	4-10	4-9	0-0	1-3-4	2	4	2	0	1	12
14	Sophie Benharouga		18	5-6	1-2	0-0	0-2-2	2	0	1	0	2	11
12	Tolisha Walker		13	2-4	0-0	1-2	1-3-4	1	0	1	0	0	5
15	Aina Subirats		13	1-4	1-4	0-0	0-0-0	0	0	2	0	0	3
10	Erola Aliberch		8	0-1	0-0	0-0	0-0-0	0	0	2	0	0	0
34	Valentina Saric		8	0-3	0-2	0-0	0-0-0	0	0	0	1	1	0
11	Jayden Rhodes		4	0-0	0-0	0-0	0-0-0	1	0	0	0	0	0
TM TEAM			0	0-0	0-0	0-0	1-3-4	0	0	0	0	0	0
Totals		-	200	19-46	8-25	2-5	5-21-26	13	14	20	5	8	48

UT Martin 63 • 5-8, 1-1 OVC

##	Player	GS	MIN	FG	3PT	FT	O-B-T	PF	A	T	B	S	PTS
33	Storey, Josie	*	37	5-10	4-7	1-1	0-4-4	0	3	3	0	4	15
05	Robins, Seygan	*	37	4-10	3-9	2-2	0-3-3	1	3	4	0	5	13
11	Littleford, Shae	*	37	5-10	1-4	2-2	2-2-4	3	4	2	0	2	13
23	Currie-Jelks, S.	*	34	6-14	0-1	0-0	3-5-8	1	2	2	1	1	12
04	Brown, Anya	*	28	1-8	1-4	2-2	1-6-7	3	1	1	1	2	5
12	Rubel, Lexi	*	21	1-3	1-1	2-2	4-1-5	0	2	2	1	2	5
00	Boykin, Sydney		6	0-0	0-0	0-0	0-0-0	0	0	0	0	0	0
TM TEAM			0	0-0	0-0	0-0	2-2-4	0	0	2	0	0	0
Totals		-	200	22-55	10-26	9-9	12-23-35	8	15	16	4	16	63

Score by Periods

	1st	2nd	3rd	4th	Total
Morehead St.	10	16	12	10	48
UT Martin	18	7	23	15	63



Southeast Missouri at UT Martin  
1/5/23 | 5:30 pm at Elam Center - Martin, Tenn.

Southeast Missouri 58 • 5-9, 0-3 OVC

##	Player	GS	MIN	FG	3PT	FT	O-B-T	PF	A	T	B	S	PTS
24	Jalayah Green	*	30	3-8	0-1	7-7	2-2-4	3	0	2	0	3	13
34	Sophie Bussard	*	28	3-7	0-1	3-4	0-2-2	1	1	3	0	2	9
14	Kennedi Watkins	*	23	3-7	0-0	2-5	3-1-4	1	1	3	2	2	8
22	Alecia Doyle	*	22	1-11	1-4	5-6	2-1-3	4	0	2	0	1	8
00	Rahmena Henderson	*	19	2-6	1-3	0-0	0-1-1	2	1	1	0	1	5
15	Halle Smith		12	1-3	0-0	3-4	1-1-2	4	0	2	2	0	5
25	Kiylah Flowers		23	1-3	1-3	0-0	2-3-5	3	2	4	0	1	3
02	Tykira Harrison		2	1-1	1-1	0-0	0-1-1	1	0	1	0	0	3
05	Julia Sion		8	0-0	0-0	2-2	0-2-2	2	0	0	1	0	2
23	Tamia Stallings		5	1-1	0-0	0-0	1-0-1	2	0	1	0	0	2
01	Kori Tomlin		16	0-5	0-3	0-0	0-0-0	1	1	2	0	0	0
03	Chandler Davis		12	0-1	0-1	0-0	0-0-0	1	0	0	0	0	0
TM TEAM			0	0-0	0-0	0-0	3-1-4	0	0	0	0	0	0
Totals		-	200	16-53	4-17	22-28	14-15-29	24	7	21	5	10	58

UT Martin 63 • 6-8, 2-1 OVC

##	Player	GS	MIN	FG	3PT	FT	O-B-T	PF	A	T	B	S	PTS
23	Currie-Jelks, S.	*	35	12-15	0-1	6-8	5-8-13	3	1	1	1	2	30
11	Littleford, Shae	*	33	5-10	0-0	6-9	2-1-3	4	6	7	0	2	16
04	Brown, Anya	*	32	5-7	0-2	2-3	1-6-7	3	1	6	4	2	12
33	Storey, Josie	*	27	3-10	3-9	1-2	1-3-4	5	6	0	0	2	10
05	Robins, Seygan	*	25	2-5	1-4	2-3	0-2-2	2	4	3	0	2	7
03	Cannon, Diamond		15	0-3	0-1	1-2	1-1-2	0	2	0	1	2	1
00	Boykin, Sydney		13	0-0	0-0	1-2	0-0-0	3	1	1	1	0	1
12	Rubel, Lexi		20	0-0	0-0	0-0	0-4-4	4	0	2	0	1	0
TM TEAM			0	0-0	0-0	0-0	3-1-4	0	0	2	0	0	0
Totals		-	200	27-50	4-17	19-29	13-26-39	24	21	22	7	13	77

Score by Periods

	1st	2nd	3rd	4th	Total
Southeast Missouri	11	9	10	28	58
UT Martin	19	23	20	15	77



Tennessee Tech at UT Martin  
1/7/23 | 1 pm at Elam Center - Martin, Tenn.

Tennessee Tech 61 • 9-5, 3-1 OVC

##	Player	GS	MIN	FG	3PT	FT	O-B-T	PF	A	T	B	S	PTS
33	Reghan Grimes	*	29	4-7	0-0	4-4	2-4-6	3	3	1	0	2	12
11	Maaliya Owens	*	34	4-9	3-8	0-0	0-2-2	2	1	1	0	1	11
10	Reagan Hurst	*	33	4-8	1-2	1-2	0-2-2	0	1	2	0	0	10
24	Jada Guinn	*	39	4-9	0-1	0-0	3-2-5	1	6	5	0	3	8
22	Peyton Carter	*	20	1-3	1-2	0-0	0-5-5	2	0	1	0	0	3
02	Jordan Brock		31	4-12	2-7	0-0	0-1-1	4	3	2	1	2	10
42	Kiera Hill		13	3-4	0-0	1-1	3-2-5	3	0	1	1	2	7
35	DJ McFarlane		1	0-0	0-0	0-0	0-0-0	0	0	0	0	0	0
TM TEAM			0	0-0	0-0	0-0	1-2-3	0	0	3	0	0	0
Totals		-	200	24-52	7-20	6-7	9-20-29	15	14	16	2	10	61

UT Martin 49 • 6-9, 2-2 OVC

##	Player	GS	MIN	FG	3PT	FT	O-B-T	PF	A	T	B	S	PTS
04	Brown, Anya	*	38	5-12	0-2	3-4	3-6-9	2	0	2	3	1	13
11	Littleford, Shae	*	38	3-8	0-1	4-5	0-4-4	4	2	3	0	0	10
05	Robins, Seygan	*	37	2-8	0-4	3-3	1-0-1	0	1	4	0	2	7
33	Storey, Josie	*	35	3-11	1-8	0-0	2-5-7	2	1	4	0	1	7
23	Currie-Jelks, S.	*	14	2-3	0-0	1-2	1-0-1	0	0	1	1	0	5
12	Rubel, Lexi		31	2-5	0-1	1-2	1-2-3	1	4	2	0	3	5
03	Cannon, Diamond		7	1-1	0-0	0-0	0-0-0	2	0	2	0	0	2
TM TEAM			0	0-0	0-0	0-0	2-2-4	0	0	0	0	0	0
Totals		-	200	18-48	1-16	12-16	10-19-29	11	8	18	4	7	49

Score by Periods

	1st	2nd	3rd	4th	Total
Tennessee Tech	10	28	11	12	61
UT Martin	11	15	13	10	49



UT Martin at Tennessee State  
1/12/23 | 5:30 pm at Gentry Center - Nashville, Tenn.

UT Martin 67 • 6-10, 2-3 OVC

##	Player	GS	MIN	FG	3PT	FT	O-B-T	PF	A	T	B	S	PTS
33	Storey, Josie	*	33	6-11	6-11	0-0	0-2-2	4	1	2	0	0	18
04	Brown, Anya	*	33	6-14	1-3	4-5	1-5-6	4	3	0	1	1	17
11	Littleford, Shae	*	32	3-11	0-1	4-5	1-4-5	2	1	2	0	2	10
05	Robins, Seygan	*	34	2-4	1-3	2-2	1-0-1	2	7	2	1	2	7
12	Rubel, Lexi	*	34	2-9	1-1	0-0	3-6-9	1	2	2	0	0	5
03	Cannon, Diamond		23	3-5	0-2	0-0	0-3-3	1	2	0	0	0	6
00	Boykin, Sydney		11	2-4	0-1	0-0	0-0-0	0	0	0	0	0	4
TM TEAM			0	0-0	0-0	0-0	0-1-1	0	0	1	0	0	0
Totals		-	200	24-58	9-22	10-12	6-21-27	14	16	9	2	5	67

Tennessee State 71 • 7-9, 2-3 OVC

##	Player	GS	MIN	FG	3PT	FT	O-B-T	PF	A	T	B	S	PTS
15	Haynes-Overton, E.	*	23	6-10	0-1	4-5	0-2-2	2	1	5	0	2	16
04	Parker, Saniah	*	36	6-11	3-6	0-0	0-3-3	1	1	0	0	0	15
04	Westbrook, Kianni	*	22	6-12	0-0	1-2	6-4-10	2	1	1	0	0	13
13	Adams, Gia	*	38	2-9	1-4	0-0	0-3-3	3	7	3	0	1	5
22	Cole, Lyric	*	29	2-4	0-0	0-0	2-7-9	3	1	0	2	0	4
14	McCullough, Sierra		22	2-3	0-0	4-6	0-7-7	2	2	4	1	1	8
00	Malone, Ashley		15	2-6	1-3	3-3	0-1-1	1	2	0	0	0	8
12	Davis, Kennedy		7	1-1	0-0	0-0	1-2-3	0	0	0	1	0	2
21	Shannon, Zion		5	0-0	0-0	0-0	0-0-0	1	0	0	0	0	0
02	Walker, Ever		3	0-0	0-0	0-0	0-0-0	0	2	0	0	0	0
TM TEAM			0	0-0	0-0	0-0	1-1-2	0	0	0	0	0	0
Totals		-	200	27-56	5-14	12-16	10-30-40	15	17	13	5	4	71

Score by Periods

	1st	2nd	3rd	4th	Total
UT Martin	17	16	10	24	67
Tennessee St.	17	16	15	23	71



UT Martin at Southern Indiana  
1/14/23 | 5 pm at Screaming Eagles Arena - Evansville, Ind.

UT Martin 63 • 7-10, 3-3 OVC

##	Player	GS	MIN	FG	3PT	FT	O-B-T	PF	A	T	B	S	PTS
11	Littleford, Shae	*	39	7-14	1-4	6-8	1-0-1	2	4	4	0	2	21
33	Storey, Josie	*	31	4-11	4-9	8-9	0-4-4	4	0	3	0	2	20
12	Rubel, Lexi	*	37	3-6	1-3	0-1	2-5-7	3	3	2	0	2	7
4	Brown, Anaya	*	36	1-5	0-1	4-8	2-7-9	5	1	3	0	1	6
05	Robins, Seygan	*	21	1-3	0-2	1-2	0-1-1	5	1	4	0	0	3
00	Boykin, Sydneyee		18	1-2	1-2	1-2	0-0-0	1	0	2	0	0	4
03	Cannon, Diamond		18	1-3	0-1	0-0	1-1-2	2	0	2	0	1	2
TM TEAM			0	0-0	0-0	0-0	2-3-5	0	1	0	0	0	0
Totals		-	200	18-44	7-22	20-30	8-21-29	22	9	21	0	10	63





Eastern Illinois at UT Martin  
1/21/23 | 1 pm at Elam Center - Martin, Tenn.

#### Eastern Illinois 78 • 16-3, 8-0 OVC

##	Player	GS	MIN	FG	3PT	FT	O-B-T	PF	A	T	B	S	PTS
33	Macy McGlone	*	28	9-12	0-0	7-9	0-5-5	3	1	4	1	4	25
22	Lariah Washington	*	38	9-13	1-2	0-0	2-5-7	1	2	4	1	1	19
24	Morgan Litwiler	*	25	5-10	0-4	1-3	0-3-3	2	3	2	2	1	11
04	Miah Monahan	*	34	3-5	2-3	2-2	0-6-6	0	7	2	0	3	10
04	Lyric Johnson	*	25	0-3	0-1	0-0	0-2-2	0	2	1	0	0	0
25	Taris Thornton		18	1-3	0-1	3-4	0-3-3	4	1	3	0	1	5
21	Hannah Purcell		17	2-3	0-1	0-2	2-3-5	2	1	1	0	0	4
10	Hayley Cameron		2	1-1	0-0	2-2	0-1-1	1	0	0	0	0	4
05	Jacqueline Maulucci		5	0-1	0-0	0-0	1-0-1	0	0	0	0	0	0
20	Julia Bengtson		5	0-2	0-2	0-0	0-0-0	0	0	0	0	1	0
02	Emily Meidel		2	0-0	0-0	0-0	0-0-0	0	0	0	0	0	0
14	Ellie Colson		1	0-0	0-0	0-0	0-0-0	0	1	0	0	0	0
TM TEAM			0	0-0	0-0	0-0	1-3-4	0	0	0	0	0	0
Totals		-	200	30-53	3-14	15-22	6-31-37	13	18	17	4	11	78

#### UT Martin 63 • 7-12, 3-5 OVC

##	Player	GS	MIN	FG	3PT	FT	O-B-T	PF	A	T	B	S	PTS
05	Robins, Seygan	*	36	6-12	5-10	0-0	0-1-1	1	3	5	0	3	17
11	Littleford, Shae	*	38	3-7	2-3	2-3	0-3-3	2	8	2	0	1	10
33	Storey, Josie	*	35	3-8	3-8	1-2	0-4-4	2	1	2	1	0	10
04	Brown, Anaya	*	21	2-8	0-1	4-6	1-2-3	5	2	0	1	1	8
12	Rubel, Lexi	*	22	1-1	1-1	1-2	1-0-1	2	2	2	0	0	4
23	Currie-Jelks, S.		29	4-14	0-0	0-0	1-7-8	2	3	5	1	2	8
03	Cannon, Diamond		12	3-3	0-0	0-0	0-1-1	1	0	2	0	1	6
00	Boykin, Sydney		7	0-1	0-1	0-0	0-1-1	1	0	0	0	0	0
TM TEAM			0	0-0	0-0	0-0	1-2-3	0	0	0	0	0	0
Totals		-	200	22-54	11-24	8-13	4-21-25	16	19	18	3	8	63

#### Score by Periods

	1st	2nd	3rd	4th	Total
Eastern Ill.	22	18	17	21	78
UT Martin	15	20	10	18	63



Southern Indiana at UT Martin  
1/28/23 | 1 pm at Elam Center - Martin, Tenn.

#### Southern Indiana 56 • 9-12, 3-7 OVC

##	Player	GS	MIN	FG	3PT	FT	O-B-T	PF	A	T	B	S	PTS
22	Meredith Raley	*	25	6-11	2-4	2-2	1-1-2	5	1	3	0	3	16
33	Hannah Halthcock	*	34	3-8	0-1	9-10	2-5-7	4	1	5	0	0	15
24	Tara Robbe	*	30	5-7	0-0	2-2	1-2-3	3	2	3	0	0	12
20	Vanessa Shafford	*	38	3-12	0-6	0-0	0-14-14	1	5	3	0	2	6
04	Tori Handley	*	31	1-7	0-4	2-4	0-0-0	2	3	4	0	0	4
23	Ashlynn Brown		11	1-2	0-0	1-2	3-2-5	3	0	1	0	0	3
11	Soffia Rieckers		18	0-0	0-0	0-0	0-2-2	2	1	6	0	0	0
03	Lexie Green		12	0-2	0-1	0-0	1-4-5	0	0	2	0	0	0
01	Aubrey Burgess		1	0-0	0-0	0-0	0-0-0	0	0	1	0	0	0
TM TEAM			0	0-0	0-0	0-0	2-1-3	0	0	0	0	0	0
Totals		-	200	19-49	2-16	16-20	10-31-41	20	13	28	0	5	56

#### UT Martin 68 • 8-12, 5-5 OVC

##	Player	GS	MIN	FG	3PT	FT	O-B-T	PF	A	T	B	S	PTS
05	Robins, Seygan	*	36	10-18	7-11	3-4	0-1-1	3	1	5	0	2	30
23	Currie-Jelks, S.	*	27	5-10	0-1	4-4	1-5-6	3	0	3	2	1	14
12	Rubel, Lexi	*	32	3-6	0-0	4-6	3-1-4	4	6	1	0	2	10
33	Storey, Josie	*	39	0-10	0-6	2-2	3-4-7	4	2	3	1	8	2
00	Boykin, Sydney	*	30	0-4	0-4	1-2	0-3-3	2	2	2	0	3	1
03	Cannon, Diamond		24	2-5	0-0	3-4	0-2-2	4	0	2	0	4	7
25	Pipkin, Paige		12	1-3	1-2	1-2	0-1-1	2	2	0	0	0	4
TM TEAM			0	0-0	0-0	0-0	1-5-6	0	0	1	0	0	0
Totals		-	200	21-56	8-24	18-24	8-22-30	22	13	17	3	20	68

#### Score by Periods

	1st	2nd	3rd	4th	Total
Southern Ind.	18	14	12	12	56
UT Martin	11	12	26	19	68



UT Martin at SIUE  
2/2/23 | 11 am at First Community Arena - Edwardsville, Ill.

#### UT Martin 83 • 9-12, 6-5 OVC

##	Player	GS	MIN	FG	3PT	FT	O-B-T	PF	A	T	B	S	PTS
11	Littleford, Shae	*	39	7-14	3-5	3-3	3-1-4	3	4	1	0	4	20
33	Storey, Josie	*	27	6-11	5-7	0-0	0-0-0	4	2	2	0	0	17
23	Currie-Jelks, S.	*	21	5-10	0-1	3-4	3-1-4	4	1	3	1	1	13
12	Rubel, Lexi	*	30	4-8	0-1	3-3	2-2-4	4	4	1	0	1	11
05	Robins, Seygan	*	31	2-8	2-5	0-0	2-2-4	1	7	1	0	3	6
25	Pipkin, Paige		16	3-5	2-3	4-4	0-1-1	3	0	0	0	1	12
04	Brown, Anaya		18	2-5	0-2	0-0	1-5-6	4	0	3	3	1	4
03	Cannon, Diamond		13	0-3	0-0	0-0	1-2-3	1	0	3	0	1	0
00	Boykin, Sydney		5	0-1	0-1	0-0	0-0-0	0	0	0	0	2	0
TM TEAM			0	0-0	0-0	0-0	0-2-2	0	0	0	0	0	0
Totals		-	200	29-65	12-25	13-14	12-16-28	24	18	14	5	13	83

#### SIUE 64 • 6-16, 5-6 OVC

##	Player	GS	MIN	FG	3PT	FT	O-B-T	PF	A	T	B	S	PTS
05	Ajulu Thatha	*	37	7-12	0-1	5-10	5-9-14	3	3	4	2	1	19
24	Sofie Lewis	*	32	5-15	2-7	3-4	1-3-4	1	2	1	0	3	15
33	KK Rodriguez	*	31	2-6	1-2	2-2	0-3-3	1	2	4	0	1	7
04	Macy Silvey	*	22	2-4	0-2	0-0	0-0-0	1	0	5	0	0	4
00	Olivia Clayton	*	12	1-2	0-0	1-2	2-0-2	4	1	2	1	0	3
32	Madison Webb		17	3-4	0-0	1-2	2-2-4	2	0	2	0	1	7
11	Niya Danfort		22	2-4	0-1	2-2	2-3-5	1	2	5	0	1	6
12	Mikayla Kinnard		10	1-2	0-1	0-0	0-0-0	0	0	1	0	1	2
23	Azaria Moore		11	0-2	0-0	1-2	2-1-3	1	0	0	0	0	1
22	Sophie Sullivan		4	0-2	0-0	0-0	1-3-4	0	0	1	0	0	0
25	Taylor Goss		2	0-0	0-0	0-0	0-0-0	0	0	0	0	0	0
TM TEAM			0	0-0	0-0	0-0	2-0-2	0	0	1	0	0	0
Totals		-	200	23-53	3-14	15-24	17-24-41	14	10	26	3	8	64

#### Score by Periods

	1st	2nd	3rd	4th	Total
UT Martin	23	19	27	14	83
SIUE	14	17	21	12	64



UT Martin at Lindenwood  
2/4/23 | 1 pm at Hyland Arena - St. Charles, Mo.

#### UT Martin 75 • 9-13, 6-6 OVC

##	Player	GS	MIN	FG	3PT	FT	O-B-T	PF	A	T	B	S	PTS
11	Littleford, Shae	*	39	10-19	2-7	7-7	3-1-4	3	2	0	0	1	29
23	Currie-Jelks, S.	*	27	8-14	0-0	0-0	4-3-7	4	0	0	2	0	16
12	Rubel, Lexi	*	27	3-6	0-0	5-6	2-3-5	2	2	3	0	3	11
33	Storey, Josie	*	28	1-8	1-7	2-2	0-1-1	3	3	2	0	4	5
05	Robins, Seygan	*	30	0-6	0-1	1-2	0-1-1	2	3	1	1	3	1
25	Pipkin, Paige		15	3-6	0-2	0-2	1-0-1	1	0	1	0	1	6
04	Brown, Anaya		24	2-8	1-3	0-2	3-3-6	3	1	2	0	1	5
03	Cannon, Diamond		6	1-1	0-0	0-0	0-0-0	0	0	1	0	1	2
00	Boykin, Sydney		4	0-1	0-1	0-0	0-0-0	0	1	0	0	1	0
TM TEAM			0	0-0	0-0	0-0	1-2-3	0	0	0	0	0	0
Totals		-	200	28-69	4-21	15-21	14-14-28	18	12	13	1	17	75

#### Lindenwood 84 • 2-18, 1-11 OVC

##	Player	GS	MIN	FG	3PT	FT	O-B-T	PF	A	T	B	S	PTS
21	Mary McGrath	*	37	5-7	2-4	4-4	3-7-10	3	2	3	3	4	16
15	Devin Fuhring	*	36	5-11	3-6	3-4	0-2-2	2	8	8	1	0	16
10	Alana Striverson	*	36	3-7	2-6	2-2	0-2-2	2	3	6	2	2	10
05	Emily Benzschawel	*	22	4-5	2-3	0-0	0-3-3	2	3	3	0	0	10
42	Brooke Woodyard	*	16	3-3	1-1	0-0	2-2-4	0	1	1	0	1	7
25	Masyn McWilliams		25	9-13	4-5	3-6	0-5-5	2	3	0	0	1	25
02	Makayla Wallace		24	0-1	0-1	0-0	0-4-4	4	5	3	0	0	0
24	Sophia Horton		4	0-0	0-0	0-0	0-0-0	0	1	1	0	0	0
TM TEAM			0	0-0	0-0	0-0	1-4-5	0	0	1	0	0	0
Totals		-	200	29-47	14-26	12-16	6-29-35	15	26	26	6	8	84

#### Score by Periods

	1st	2nd	3rd	4th	Total
UT Martin	22	19	20	14	75
Lindenwood	16	27	28	13	84



UT Martin at Evansville  
2/6/23 | 6 pm at Meeks Family Fieldhouse - Evansville, Ind.



SEASON/CAREER STATISTICS

SUMMARY	Overall Statistics										Career Statistics									
	GP-GS	Min/G	FG%	3PT%	FT%	R/G	A/G	STL	BLK	PTS/G	GP-GS	Min/G	FG%	3PT%	FT%	R/G	A/G	STL	BLK	PTS/G
Kenley McCarn	4-3	33.5	.444	.300	.895	4.3	1.0	5	3	19.8	4-3	33.5	.444	.300	.895	4.3	1.0	5	3	19.8
S. Currie-Jelks	21-19	27.3	.523	.176	.719	6.5	0.8	22	18	13.8	21-19	27.3	.523	.176	.719	6.5	0.8	22	18	13.8
Shae Littleford	19-19	34.2	.443	.327	.851	3.3	3.8	34	1	12.8	43-42	34.3	.401	.316	.787	2.8	2.8	76	4	11.8
Paige Pipkin	16-9	26.0	.431	.379	.710	2.1	1.9	15	3	9.8	73-65	28.4	.401	.352	.781	3.1	2.4	92	18	9.5
Seygan Robins	22-21	31.1	.360	.398	.861	1.8	3.0	45	3	8.7	68-58	30.9	.394	.429	.865	2.1	3.1	112	7	8.6
Anaya Brown	22-12	27.1	.366	.326	.667	5.6	0.9	20	21	7.5	22-12	27.1	.366	.326	.667	5.6	0.9	20	21	7.5
Josie Storey	23-14	24.3	.324	.325	.808	2.2	1.4	33	3	6.8	23-14	24.3	.324	.325	.808	2.2	1.4	33	3	6.8
Lexi Rubel	20-16	26.4	.398	.353	.737	4.2	1.8	24	5	5.2	20-16	26.4	.398	.353	.737	4.2	1.8	24	5	5.2
Diamond Cannon	20-0	12.2	.500	.000	.786	1.5	0.3	17	3	3.0	20-0	12.2	.500	.000	.786	1.5	0.3	17	3	3.0
Ella Thompson	3-0	17.7	.250	.000	.000	2.0	1.3	1	0	1.3	24-19	25.6	.431	.419	.647	4.0	0.5	23	5	5.7
Sydneey Boykin	19-2	8.5	.286	.238	.500	0.4	0.2	7	1	1.3	19-2	8.5	.286	.238	.500	0.4	0.2	7	1	1.3

SCORING	Overall Statistics											Career Statistics										
	FG	FGA	FG%	3FG	FG	3PT%	FT	FTA	FT%	PTS	PTS/G	FG	FGA	FG%	3FG	FGA	3PT%	FT	FTA	FT%	PTS	PTS/G
Kenley McCarn	28	63	.444	6	20	.300	17	19	.895	79	19.8	28	63	.444	6	20	.300	17	19	.895	79	19.8
S. Currie-Jelks	123	235	.523	3	17	.176	41	57	.719	290	13.8	123	235	.523	3	17	.176	41	57	.719	290	13.8
Shae Littleford	81	183	.443	18	55	.327	63	74	.851	243	12.8	164	409	.401	36	114	.316	144	183	.787	508	11.8
Paige Pipkin	56	130	.431	22	58	.379	22	31	.710	156	9.8	238	593	.401	89	253	.352	132	169	.781	697	9.5
Seygan Robins	59	164	.360	43	108	.398	31	36	.861	192	8.7	189	480	.394	133	310	.429	77	89	.865	588	8.6
Anaya Brown	53	145	.366	14	43	.326	44	66	.667	164	7.5	53	145	.366	14	43	.326	44	66	.667	164	7.5
Josie Storey	48	148	.324	39	120	.325	21	26	.808	156	6.8	48	148	.324	39	120	.325	21	26	.808	156	6.8
Lexi Rubel	35	88	.398	6	17	.353	28	38	.737	104	5.2	35	88	.398	6	17	.353	28	38	.737	104	5.2
Diamond Cannon	24	48	.500	0	7	.000	11	14	.786	59	3.0	24	48	.500	0	7	.000	11	14	.786	59	3.0
Ella Thompson	2	8	.250	0	3	.000	0	0	.000	4	1.3	50	116	.431	26	62	.419	11	17	.647	137	5.7
Sydneey Boykin	8	28	.286	5	21	.238	3	6	.500	24	1.3	8	28	.286	5	21	.238	3	6	.500	24	1.3

TOTALS	Overall Statistics									Career Statistics								
	ORB	DRB	TOTAL	PF	FO	A	TO	A/TO	Hi Pts	ORB	DRB	TOTAL	PF	FO	A	TO	A/TO	Hi Pts
Kenley McCarn	3	14	17	9	0	4	14	0.3	79	3	14	17	9	0	4	14	0.3	79
S. Currie-Jelks	44	92	136	65	2	16	46	0.3	290	44	92	136	65	2	16	46	0.3	290
Shae Littleford	17	45	62	54	0	72	57	1.3	243	25	95	120	105	1	121	123	1.0	508
Paige Pipkin	7	26	33	32	0	30	29	1.0	156	39	188	227	142	2	172	164	1.0	697
Seygan Robins	5	35	40	35	2	65	76	0.9	192	21	125	146	119	2	208	181	1.1	588
Anaya Brown	28	95	123	68	5	20	36	0.6	164	28	95	123	68	5	20	36	0.6	164
Josie Storey	7	43	50	62	4	32	31	1.0	156	7	43	50	62	4	32	31	1.0	156
Lexi Rubel	31	52	83	37	1	36	43	0.8	104	31	52	83	37	1	36	43	0.8	104
Diamond Cannon	6	23	29	23	0	5	22	0.2	59	6	23	29	23	0	5	22	0.2	59
Ella Thompson	0	6	6	4	0	4	2	2.0	4	12	84	96	46	1	13	24	0.5	137
Sydneey Boykin	1	6	7	12	0	4	8	0.5	24	1	6	7	12	0	4	8	0.5	24

# SEASON/OVC STATISTICS

SUMMARY	Overall Statistics											OVC Statistics										
	GP	GS	Min/G	FG%	3PT%	FT%	R/G	A/G	STL	BLK	PTS/G	GP	GS	Min/G	FG%	3PT%	FT%	R/G	A/G	STL	BLK	PTS/G
Kenley McCarn	4	3	33.5	.444	.300	.895	4.3	1.0	5	3	19.8											
S. Currie-Jelks	21	19	27.3	.523	.176	.719	6.5	0.8	22	18	13.8	9	7	26.3	.516	.000	.762	6.6	1.1	11	9	12.4
Shae Littleford	19	19	34.2	.443	.327	.851	3.3	3.8	34	1	12.8	10	10	36.7	.458	.367	.833	3.8	3.7	17	0	14.9
Paige Pipkin	16	9	26.0	.431	.379	.710	2.1	1.9	15	3	9.8	4	1	18.5	.407	.455	.600	1.8	0.5	2	0	8.3
Seygan Robins	22	21	31.1	.360	.398	.861	1.8	3.0	45	3	8.7	11	11	32.5	.341	.339	.826	2.2	3.5	25	2	8.7
Anaya Brown	22	12	27.1	.366	.326	.667	5.6	0.9	20	21	7.5	10	8	30.2	.368	.217	.632	6.6	1.0	13	16	9.3
Josie Storey	23	14	24.3	.324	.325	.808	2.2	1.4	33	3	6.8	11	10	31.2	.354	.375	.800	3.4	1.8	21	2	10.5
Lexi Rubel	20	16	26.4	.398	.353	.737	4.2	1.8	24	5	5.2	11	7	26.5	.417	.444	.750	4.3	2.6	15	1	5.6
Diamond Cannon	20	0	12.2	.500	.000	.786	1.5	0.3	17	3	3.0	9	0	13.2	.458	.000	.667	1.4	0.4	9	2	2.9
Ella Thompson	3	0	17.7	.250	.000	.000	2.0	1.3	1	0	1.3											
Sydneey Boykin	19	2	8.5	.286	.238	.500	0.4	0.2	7	1	1.3	9	1	12.0	.353	.286	.500	0.4	0.4	6	1	2.1
Total.....	23			.417	.333	.766	29.3	12.5	223	61	64.0	11			.411	.336	.745	30.2	14.0	119	33	64.2
Opponents.....	23			.428	.326	.719	35.1	14.2	196	72	63.7	11			.439	.307	.699	33.1	14.1	93	39	61.9

SCORING	Overall Statistics											OVC Statistics										
	FG	FGA	FG%	3FG	FGA	3PT%	FT	FTA	FT%	PTS	PTS/G	FG	FGA	FG%	3FG	FGA	3PT%	FT	FTA	FT%	PTS	PTS/G
Kenley McCarn	28	63	.444	6	20	.300	17	19	.895	79	19.8											
S. Currie-Jelks	123	235	.523	3	17	.176	41	57	.719	290	13.8	48	93	.516	0	5	.000	16	21	.762	112	12.4
Shae Littleford	81	183	.443	18	55	.327	63	74	.851	243	12.8	49	107	.458	11	30	.367	40	48	.833	149	14.9
Paige Pipkin	56	130	.431	22	58	.379	22	31	.710	156	9.8	11	27	.407	5	11	.455	6	10	.600	33	8.3
Seygan Robins	59	164	.360	43	108	.398	31	36	.861	192	8.7	29	85	.341	19	56	.339	19	23	.826	96	8.7
Anaya Brown	53	145	.366	14	43	.326	44	66	.667	164	7.5	32	87	.368	5	23	.217	24	38	.632	93	9.3
Josie Storey	48	148	.324	39	120	.325	21	26	.808	156	6.8	35	99	.354	30	80	.375	16	20	.800	116	10.5
Lexi Rubel	35	88	.398	6	17	.353	28	38	.737	104	5.2	20	48	.417	4	9	.444	18	24	.750	62	5.6
Diamond Cannon	24	48	.500	0	7	.000	11	14	.786	59	3.0	11	24	.458	0	4	.000	4	6	.667	26	2.9
Ella Thompson	2	8	.250	0	3	.000	0	0	.000	4	1.3											
Sydneey Boykin	8	28	.286	5	21	.238	3	6	.500	24	1.3	6	17	.353	4	14	.286	3	6	.500	19	2.1
Total.....	517	1240	.417	156	469	.333	281	367	.766	1471	64.0	241	587	.411	78	232	.336	146	196	.745	706	64.2
Opponents.....	511	1194	.428	142	435	.326	300	417	.719	1464	63.7	243	553	.439	58	189	.307	137	196	.699	681	61.9

TOTALS	Overall Statistics									OVC Statistics								
	ORB	DRB	TOTAL	PF	FO	A	TO	A/TO	Hi Pts	ORB	DRB	TOTAL	PF	FO	A	TO	A/TO	Hi Pts
Kenley McCarn	3	14	17	9	0	4	14	0.3	31									
S. Currie-Jelks	44	92	136	65	2	16	46	0.3	30	19	40	59	23	0	10	22	0.5	30
Shae Littleford	17	45	62	54	0	72	57	1.3	29	13	25	38	29	0	37	31	1.2	29
Paige Pipkin	7	26	33	32	0	30	29	1.0	23	4	3	7	8	0	2	2	1.0	12
Seygan Robins	5	35	40	35	2	65	76	0.9	30	4	20	24	17	1	38	42	0.9	30
Anaya Brown	28	95	123	68	5	20	36	0.6	17	15	51	66	33	2	10	20	0.5	17
Josie Storey	7	43	50	62	4	32	31	1.0	20	6	31	37	33	1	20	24	0.8	20
Lexi Rubel	31	52	83	37	1	36	43	0.8	12	20	27	47	24	0	29	18	1.6	11
Diamond Cannon	6	23	29	23	0	5	22	0.2	12	3	10	13	11	0	4	12	0.3	7
Ella Thompson	0	6	6	4	0	4	2	2.0	2									
Sydneey Boykin	1	6	7	12	0	4	8	0.5	9	0	4	4	7	0	4	6	0.7	9
Total.....	185	488	673	401	14	288	384	0.8	84	97	235	332	185	4	154	187	0.8	83
Opponents.....	239	568	807	376	-	326	447	0.7	89	98	266	364	181	3	155	215	0.7	84

# SEASON STATISTICS

RECORD:	OVERALL	HOME	AWAY	NEUTRAL
ALL GAMES	10-13	4-4	5-7	1-2
CONFERENCE	6-6	3-2	2-4	0-0
NON-CONFERENCE	5-7	1-2	3-3	1-2

##	Player	GP	GS	Min	Avg	TOTAL			3-PTS			FREE THROWS			REBOUNDS				PF	FO	A	TO	Blk	Stl	Pts	Avg
						FG	FGA	Pct	3FG	FGA	Pct	FT	FTA	Pct	Off	Def	Tot	Avg								
44	Kenley McCarn	4	3	134	33.5	28	63	.444	6	20	.300	17	19	.895	3	14	17	4.3	9	0	4	14	3	5	79	19.8
23	S. Currie-Jelks	21	19	573	27.3	123	235	.523	3	17	.176	41	57	.719	44	92	136	6.5	65	2	16	46	18	22	290	13.8
11	Shae Littleford	19	19	650	34.2	81	183	.443	18	55	.327	63	74	.851	17	45	62	3.3	54	0	72	57	1	34	243	12.8
25	Paige Pipkin	16	9	416	26.0	56	130	.431	22	58	.379	22	31	.710	7	26	33	2.1	32	0	30	29	3	15	156	9.8
05	Seygan Robins	22	21	685	31.1	59	164	.360	43	108	.398	31	36	.861	5	35	40	1.8	35	2	65	76	3	45	192	8.7
04	Anaya Brown	22	12	596	27.1	53	145	.366	14	43	.326	44	66	.667	28	95	123	5.6	68	5	20	36	21	20	164	7.5
33	Josie Storey	23	14	560	24.3	48	148	.324	39	120	.325	21	26	.808	7	43	50	2.2	62	4	32	31	3	33	156	6.8
12	Lexi Rubel	20	16	527	26.4	35	88	.398	6	17	.353	28	38	.737	31	52	83	4.2	37	1	36	43	5	24	104	5.2
03	Diamond Cannon	20	0	244	12.2	24	48	.500	0	7	.000	11	14	.786	6	23	29	1.5	23	0	5	22	3	17	59	3.0
02	Ella Thompson	3	0	53	17.7	2	8	.250	0	3	.000	0	0	.000	0	6	6	2.0	4	0	4	2	0	1	4	1.3
00	Sydneey Boykin	19	2	162	8.5	8	28	.286	5	21	.238	3	6	.500	1	6	7	0.4	12	0	4	8	1	7	24	1.3
TM	TEAM.....														36	51	87	3.8	0			20			0	
	Total.....	23				517	1240	.417	156	469	.333	281	367	.766	185	488	673	29.3	401	14	288	384	61	223	1471	64.0
	Opponents.....	23				511	1194	.428	142	435	.326	300	417	.719	239	568	807	35.1	376	-	326	447	72	196	1464	63.7

Team Statistics

	UTM	OPP
SCORING	1471	1464
Points per game	64.0	63.7
Scoring margin	+0.3	-
FIELD GOALS-ATT	517-1240	511-1194
Field goal pct	.417	.428
3 POINT FG-ATT	156-469	142-435
3-point FG pct	.333	.326
3-pt FG made per game	6.8	6.2
FREE THROWS-ATT	281-367	300-417
Free throw pct	.766	.719
F-Throws made per game	12.2	13.0
REBOUNDS	673	807
Rebounds per game	29.3	35.1
Rebounding margin	-5.8	-
ASSISTS	288	326
Assists per game	12.5	14.2
TURNOVERS	384	447
Turnovers per game	16.7	19.4
Turnover margin	+2.7	-
Assist/turnover ratio	0.8	0.7
STEALS	223	196
Steals per game	9.7	8.5
BLOCKS	61	72
Blocks per game	2.7	3.1
ATTENDANCE	10885	15801
Home games-Avg/Game	8-1361	12-1292
Neutral site-Avg/Game	-	3-100

Date Opponent

	Score	Attend
11/10/22 TROY	L 84-89	1147
11/14/22 ARKANSAS ST.	W 73-54	1309
11/17/22 at Missouri	L 55-60	2107
11/21/22 vs Marshall	L 57-70	99
11/22/22 vs Norfolk St.	L 55-70	83
11/23/22 vs Purdue Fort Wayne	W 81-51	117
11/30/22 MURRAY ST.	L 52-71	1389
12/04/22 at Vanderbilt	W 66-54	1913
12/12/22 at South Dakota St.	L 36-75	743
12/14/22 at South Dakota	W 67-61	1426
12/17/22 at Missouri St.	L 59-68	2131
* 12/29/22 at Little Rock	L 44-45	2709
* 12/31/22 MOREHEAD ST.	W 63-48	1216
* 01/05/23 SOUTHEAST MISSOURI	W 77-58	1297
* 01/07/23 TENNESSEE TECH	L 49-61	1404
* 01/12/23 at Tennessee St.	L 67-71	274
* 01/14/23 at Southern Ind.	W 63-60	1056
* 01/19/23 at Southeast Missouri	L 54-56	470
* 01/21/23 EASTERN ILL.	L 63-78	1310
* 01/28/23 SOUTHERN IND.	W 68-56	1813
* 02/02/23 at SIUE	W 83-64	2023
* 02/04/23 at Lindenwood	L 75-84	413
02/06/23 at Evansville	W 80-60	237

\$ = Hostilo Community Classic  
! = OVC Basketball Championship  
\* = Conference game

Score By Periods:

	1st	2nd	3rd	4th	Total
UT Martin	337	342	389	403	1471
Opponents	337	369	367	391	1464



# OVC STATISTICS

RECORD:	OVERALL	HOME	AWAY	NEUTRAL
ALL GAMES	6-6	3-2	2-4	0-0
CONFERENCE	6-6	3-2	2-4	0-0
NON-CONFERENCE	0-0	0-0	0-0	0-0

##	Player	GP	GS	Min	Avg	TOTAL			3-PTS			FREE THROWS			REBOUNDS				PF	FO	A	TO	Blk	Stl	Pts	Avg
						FG	FGA	Pct	3FG	FGA	Pct	FT	FTA	Pct	Off	Def	Tot	Avg								
11	Shae Littleford	10	10	367	36.7	49	107	.458	11	30	.367	40	48	.833	13	25	38	3.8	29	0	37	31	0	17	149	14.9
23	S. Currie-Jelks	9	7	237	26.3	48	93	.516	0	5	.000	16	21	.762	19	40	59	6.6	23	0	10	22	9	11	112	12.4
33	Josie Storey	11	10	343	31.2	35	99	.354	30	80	.375	16	20	.800	6	31	37	3.4	33	1	20	24	2	21	116	10.5
04	Anaya Brown	10	8	302	30.2	32	87	.368	5	23	.217	24	38	.632	15	51	66	6.6	33	2	10	20	16	13	93	9.3
05	Seygan Robins	11	11	358	32.5	29	85	.341	19	56	.339	19	23	.826	4	20	24	2.2	17	1	38	42	2	25	96	8.7
25	Paige Pipkin	4	1	74	18.5	11	27	.407	5	11	.455	6	10	.600	4	3	7	1.8	8	0	2	2	0	2	33	8.3
12	Lexi Rubel	11	7	292	26.5	20	48	.417	4	9	.444	18	24	.750	20	27	47	4.3	24	0	29	18	1	15	62	5.6
03	Diamond Cannon	9	0	119	13.2	11	24	.458	0	4	.000	4	6	.667	3	10	13	1.4	11	0	4	12	2	9	26	2.9
00	Sydneey Boykin	9	1	108	12.0	6	17	.353	4	14	.286	3	6	.500	0	4	4	0.4	7	0	4	6	1	6	19	2.1
TM	TEAM.....														13	24	37	3.4	0			10			0	
	Total.....	11				241	587	.411	78	232	.336	146	196	.745	97	235	332	30.2	185	4	154	187	33	119	706	64.2
	Opponents.....	11				243	553	.439	58	189	.307	137	196	.699	98	266	364	33.1	181	-	155	215	39	93	681	61.9


Team Statistics	UTM	OPP	Date	Opponent	Score	Attend
SCORING	706	681	* 12/29/22	at Little Rock	L 44-45	2709
Points per game	64.2	61.9	* 12/31/22	MOREHEAD ST.	W 63-48	1216
Scoring margin	+2.3	-	* 01/05/23	SOUTHEAST MISSOURI	W 77-58	1297
FIELD GOALS-ATT	241-587	243-553	* 01/07/23	TENNESSEE TECH	L 49-61	1404
Field goal pct	.411	.439	* 01/12/23	at Tennessee St.	L 67-71	274
3 POINT FG-ATT	78-232	58-189	* 01/14/23	at Southern Ind.	W 63-60	1056
3-point FG pct	.336	.307	* 01/19/23	at Southeast Missouri	L 54-56	470
3-pt FG made per game	7.1	5.3	* 01/21/23	EASTERN ILL.	L 63-78	1310
FREE THROWS-ATT	146-196	137-196	* 01/28/23	SOUTHERN IND.	W 68-56	1813
Free throw pct	.745	.699	* 02/02/23	at SIUE	W 83-64	2023
F-Throws made per game	13.3	12.5	* 02/04/23	at Lindenwood	L 75-84	413
REBOUNDS	332	364	! = OVC Basketball Championship * = Conference game			
Rebounds per game	30.2	33.1				
Rebounding margin	-2.9	-				
ASSISTS	154	155				
Assists per game	14.0	14.1				
TURNOVERS	187	215				
Turnovers per game	17.0	19.5				
Turnover margin	+2.5	-				
Assist/turnover ratio	0.8	0.7				
STEALS	119	93				
Steals per game	10.8	8.5				
BLOCKS	33	39				
Blocks per game	3.0	3.5				
ATTENDANCE	7040	6945				
Home games-Avg/Game	5-1408	6-1158				
Neutral site-Avg/Game	-	0-0				

Score By Periods:	1st	2nd	3rd	4th	Total
UT Martin	173	162	188	183	706
Opponents	148	195	164	174	681

# RADIO/TV CALL SHEET



0

**SYDNEEY BOYKIN**G • 5-9 • Junior  
Clarksville, Tenn.


2

**ELLA THOMPSON**F • 5-11 • Sophomore  
Bardstown, Ky.

3

**DIAMOND CANNON**F • 5-10 • Junior  
Detroit, Mich.

4

**ANAYA BROWN**F • 6-1 • Freshman  
Lexington, Ky.

5

**SEYGAN ROBINS**G • 5-8 • Graduate  
Harrodsburg, Ky.


11

**SHAE LITTLEFORD**G • 5-7 • Sophomore  
Charleston, Ill.


12

**LEXI RUBEL**G/F • 6-1 • Freshman  
Cape Girardeau, Mo.


23

**SHARNECE CURRIE-JELKS**F • 6-2 • Freshman  
Jackson, Tenn.


25

**PAIGE PIPKIN**G • 5-10 • Graduate  
Henderson, Tenn.

32

**ALLY COLLETT**G • 5-7 • R-Sophomore  
London, Ky.

33

**JOSIE STOREY**G • 5-10 • Freshman  
Mountain View, Ark.

44

**KENLEY McCARN**G/F • 5-11 • Freshman  
Melbourne, Ark.

## COACHING STAFF

**KEVIN McMILLAN**HEAD COACH  
14th Season**GARNER SMALL**ASSISTANT COACH  
First Season**MADDIE WALDROP**ASSISTANT COACH  
First Season**STACIE EVANS**DIRECTOR OF OPERATIONS  
13th Season**KINLEIGH HARRIS**GRADUATE ASSISTANT  
First Season