



# UT MARTIN SKYHAWKS

## WOMEN'S BASKETBALL 2022-23 GAME NOTES



SEVEN OVC CHAMPIONSHIPS • FOUR OVC TOURNAMENT TITLES • FOUR NCAA TOURNAMENT APPEARANCES • SIX WOMENS NIT QUALIFIERS

### THE MATCHUP



#### UT MARTIN SKYHAWKS | 7-11, 3-4 OVC

**Head Coach:** Kevin McMillan (Rhodes College, 1989)  
**Career Record:** 259-171 (14th season)  
**Record at UTM:** Same

**Points:** Sharnecce Currie-Jelks (13.3)      **Steals:** Seygan Robins (1.9)  
**Rebounds:** Sharnecce Currie-Jelks (6.6)      **Blocks:** Sharnecce Currie-Jelks (0.9)  
**Assists:** Shae Littleford (3.5)

PPG ..... 61.2  
 Opp. PPG ..... 62.3  
 Margin ..... -1.1  
 FG% ..... 41.0  
 3PT FG% ..... 32.3  
 FT% ..... 76.4  
 RPG ..... 30.1  
 APG ..... 12.2  
 TPG ..... 17.3  
 SPG ..... 8.6  
 BPG ..... 2.7

VS



#### EASTERN ILLINOIS PANTHERS | 15-3, 7-0 OVC

**Head Coach:** Matt Bollant (Winona State, 1994)  
**Career Record:** 418-237 (20th season)  
**Record at EIU:** 75-88 (6th season)

**Points:** Kennedy Watkins (9.1)      **Steals:** Kikey Flowers (2.4)  
**Rebounds:** Kennedy Watkins (4.6)      **Blocks:** Kennedy Watkins (0.8)  
**Assists:** Kori Tomlin (2.2)

PPG ..... 70.0  
 Opp. PPG ..... 61.9  
 Margin ..... +8.1  
 FG% ..... 44.1  
 3PT FG% ..... 30.4  
 FT% ..... 73.3  
 RPG ..... 37.9  
 APG ..... 15.7  
 TPG ..... 15.1  
 SPG ..... 8.0  
 BPG ..... 2.3

### PROBABLE STARTING LINEUP

G  
5

**SEYGAN ROBINS**  
 7.7 PPG • 1.8 RPG  
 2.8 APG • 1.9 SPG

G  
11

**SHAE LITTLEFORD**  
 10.7 PPG • 3.3 RPG  
 3.5 APG • 1.6 SPG

G  
33

**JOSIE STOREY**  
 6.6 PPG • 2.0 RPG  
 1.3 APG • 1.2 SPG

F  
4

**ANAYA BROWN**  
 7.7 PPG • 5.9 RPG  
 0.9 APG • 0.9 SPG

F  
12

**LEXI RUBEL**  
 4.2 PPG • 4.4 RPG  
 1.5 APG • 1.1 SPG

### FULL COURT PRESS



#### PLAYER TO WATCH

**#11 • SHAE LITTLEFORD**  
 5-7 • Charleston, Ill. • So.

Sophomore guard Shae Littleford had a streak of nine consecutive games in double figures before coming up just short with nine points at Southeast Missouri on Thursday.

Last season against Eastern Illinois, Littleford averaged 11.5 points, 4.5 assists and 2.5 steals per game in a pair of matchups against her hometown team.

- The University of Tennessee at Martin women's basketball team returns home after a three-game road swing to play Ohio Valley Conference leader Eastern Illinois on Saturday, Jan. 21. Tipoff from the Kathleen and Tom Elam Center is scheduled for 1 p.m. on ESPN+.
- The Skyhawks (7-11, 3-4 OVC) won one game on the team's previous three-game stretch away from the friendly confines of the Elam Center. While UT Martin knocked off Southern Indiana by a narrow 63-60 advantage, the team's two setbacks were also by a thin margin against Tennessee State (71-67) and Southeast Missouri (56-54).
- UT Martin led for over 33 minutes in Thursday night's matchup at Southeast Missouri before the Redhawks mounted a fourth quarter rally which culminated in a game-winning jumper by Kori Tomlin with 0.7 seconds left in the game. Two players scored in double figures for the Skyhawks as reigning OVC Freshman of the Week Josie Storey scored a team-high 12 points to mark her fifth game in double figures in the last six contests while Anaya Brown tallied 11 points and eight rebounds.
- The Preseason All-OVC duo of Seygan Robins and Shae Littleford were impressive against Eastern Illinois last season. Robins had some of her best games against the Panthers in 2021-22, averaging 16.5 points and 4.0 assists per game – including a 19-point performance at home. Littleford, a Charleston, Ill. native, scored in double figures in both games against her hometown squad while averaging 11.5 points, 4.5 assists and 2.5 steals per game.
- Eastern Illinois (15-3, 7-0 OVC) enters Saturday's matchup as the league's lone unbeaten program with seven consecutive wins to open OVC play. Since flipping the script over to conference play, the Panthers have posted an average margin of victory of 10.1 points while leading the league in field goal percentage (45.3 percent) and assists (15.1) while ranking second in scoring offense (69.3 ppg) and rebounding margin (+4.0).
- The Panthers are led by Preseason OVC Player of the Year Lariah Washington who is averaging 18.4 points (1st in OVC), 4.3 rebounds and 3.4 assists per game. Meanwhile, Macy McGlone averages 11.6 points and a league-leading 7.6 rebounds per game.
- Saturday's contest marks the 62nd meeting between the two programs with UT Martin holding a 40-21 series advantage. The Skyhawks have been especially strong at home against the Panthers, posting a 23-6 record in Martin.

### SERIES HISTORY

UTM leads series 40-21

**Last Meeting** ..... Feb. 12, 2022  
**Game Result** ..... W, 58-45  
**Streak** ..... UTM W1  
**First Meeting** ..... Jan. 31, 1975  
**UTM vs. EIU in Martin** ..... 23-6  
**UTM vs. EIU in Charleston** ..... 13-14  
**McMillan vs. Eastern Illinois** ..... 22-9

### 2022-23 SCHEDULE/RESULTS

BREAKDOWN	OVERALL RECORD:	7-11
	OVC	3-4
	NON-CONFERENCE	4-7
	HOME	3-3
	AWAY	3-6
	NEUTRAL	1-2

### NOVEMBER

Date	Day	Opponent	TV	Time (CT)
10	THU	TROY	ESPN+	L, 89-84
14	MON	ARKANSAS STATE	ESPN+	W, 73-54
17	THU	at Missouri	SECN+	L, 60-55
21	MON	vs. Marshall	BeTheBeast	L, 70-57
22	TUE	vs. Norfolk State	BeTheBeast	L, 70-55
23	WED	vs. Purdue Fort Wayne	BeTheBeast	W, 81-51
30	WED	MURRAY STATE	ESPN+	L, 71-52

### DECEMBER

Date	Day	Opponent	TV	Time (CT)
4	SUN	at Vanderbilt	SECN	W, 66-54
12	MON	at South Dakota State	ESPN+	L, 75-36
14	WED	at South Dakota	MidCo	W, 67-61
17	SAT	at Missouri State	ESPN+	L, 68-59
29	THU	at Little Rock*	-	L, 45-44
31	SAT	MOREHEAD STATE*	ESPN+	W, 63-48

### JANUARY

Date	Day	Opponent	TV	Time (CT)
5	THU	SOUTHEAST MISSOURI*	ESPN+	W, 77-58
7	SAT	TENNESSEE TECH*	ESPN+	L, 61-49
12	THU	at Tennessee State*	ESPN+	L, 71-67
14	SAT	at Southern Indiana*	ESPN+	W, 63-60
19	THU	at Southeast Missouri*	ESPN+	L, 56-54
21	SAT	EASTERN ILLINOIS*	ESPN+	1 pm
26	THU	LINDENWOOD*	ESPN+	5:30 pm
28	SAT	SOUTHERN INDIANA*	ESPN+	1 pm

### FEBRUARY

Date	Day	Opponent	TV	Time (CT)
2	THU	at SIUE*	ESPN+	11 am
4	SAT	at Lindenwood*	ESPN+	1 pm
6	THU	at Evansville	ESPN+	6 pm
9	THU	at Eastern Illinois*	ESPN+	5 pm
11	SAT	LITTLE ROCK*	ESPN+	1 pm
16	THU	SIUE*	ESPN+	5:30 pm
18	SAT	at Tennessee Tech*	ESPN+	1 pm
23	THU	TENNESSEE STATE*	ESPN+	5:30 pm
25	SAT	at Morehead State*	ESPN+	Noon

### MARCH

Date	Day	Opponent	TV	Time (CT)
1-4	-	OVC Basketball Championship!		

# Hostilo Community Classic - Savannah, Ga.  
 ! OVC Championship - Evansville, Ind.  
 Home games in **BOLD CAPS** in Elam Center  
 \* Ohio Valley Conference game

## UNIVERSITY INFORMATION

Location	Martin, Tenn.
Founded	1900; Senior College, 1951
Enrollment	6,873
Nickname	Skyhawks
Colors	Navy Blue & Orange
Affiliation	NCAA Division I
Conference	Ohio Valley
Chancellor	Dr. Keith Carver
Athletics Director	Kurt McGuffin
Athletics Office	731-881-7660
Assistant AD/SWA	Danelle Fabianich
Ticket Office Phone	731-881-7207

## COACHING STAFF

Head Coach	Kevin McMillan (14th year)
Alma Mater	Rhodes, 1989
Career Record	259-171
Record at UT Martin	Same
E-mail	dmcml10@utm.edu
Office Phone	731-881-7681

## TEAM INFORMATION

2021-22 Overall Record	12-18
2021-22 OVC Record/Finish	9-9 (6th)
Home	5-8
Away	5-6
Neutral	2-4
Letter Winners Returning/Lost	4/8
Starters Returning/Lost	4/2
Newcomers	9

## PROGRAM HISTORY

First Year of Basketball	1969
All-Time Basketball Record	693-775
Record at Home	339-213
All-Time OVC Record	288-235

## SPORTS INFORMATION

WBB Contact	Alex Boggis
Email	dboggis@utm.edu
Office Phone	731-881-7964
Cell Phone	618-357-1536
Press Row Phone	731-881-7694
Mailing Address	1022 Elam Center Martin, Tenn. 38238
Website	www.UTMSports.com



## SKYHAWKS IN PRINT

The name of our institution is the University of Tennessee at Martin and if abbreviated, should be referred to as UT Martin. The University of Tennessee at Martin should be used as the first reference in a news story. UT Martin should be used in subsequent references and UTM is acceptable in headlines.

Tennessee-Martin, UT-Martin, UT or Martin should NEVER be used. The description Skyhawks should be used to represent all UT Martin athletic teams. Hawks should never be used.

# MEET THE SKYHAWKS



**Front Row:** Shae Littleford, Diamond Cannon, Paige Pipkin, Seygan Robins, Sydneey Boykin and Kenley McCarn.  
**Second Row:** Haley Hallett, Ella Thompson, Sharnecce Currie-Jelks, Clara Garland, Anaya Brown, Lexi Rubel and Josie Storey.



## NUMERICAL ROSTER

No.	Name	Pos.	Ht.	Class	Hometown (Previous School)
0	Sydneey Boykin	G	5-9	Jr.	Clarksville, Tenn. (Mercer)
2	Ella Thompson	F	5-11	So.	Bardstown, Ky. (Bethlehem HS)
3	Diamond Cannon	F	5-10	Jr.	Detroit, Mich. (Bradley)
4	Anaya Brown	F	6-1	Fr.	Lexington, Ky. (Lafayette HS)
5	Seygan Robins	G	5-8	Gr.	Harrodsburg, Ky. (Louisville)
11	Shae Littleford	G	5-7	So.	Charleston, Ill. (Charleston HS)
12	Lexi Rubel	G	6-1	Fr.	Cape Girardeau, Mo. (Notre Dame HS)
23	Sharnecce Currie-Jelks	F	6-2	Fr.	Jackson, Tenn. (Southside HS)
25	Paige Pipkin	G	5-10	Gr.	Henderson, Tenn. (Chester County HS)
32	Ally Collett	G	5-7	R-So.	London, Ky. (Eastern Kentucky)
33	Josie Storey	G	5-10	Fr.	Mountain View, Ark. (Mountain View HS)
44	Kenley McCarn	G	5-11	Fr.	Melbourne, Ark. (Melbourne HS)



## COACHING AND SUPPORT STAFF

	Name	Experience	Alma Mater
<b>Head Coach</b>	Kevin McMillan	14th season	Rhodes College, 1989
<b>Assistant Coach</b>	Garner Small	1st season	Olivet College, 2014
	Maddie Waldrop	1st season	UT Martin, 2021
<b>Director of Operations</b>	Stacie Evans	13th season	UT Martin, 2004
<b>Graduate Assistant</b>	Kinleigh Harris	1st season	UT Martin, 2022



## ROSTER INFORMATION

### BY CLASS

**Graduate (2):** Pipkin, Robins  
**Juniors (2):** Boykin, Cannon  
**Sophomores (3):** Collett, Littleford, Thompson  
**Freshmen (5):** Brown, Currie-Jelks, McCarn, Rubel, Storey

### BY HOME STATE

**Arkansas (2):** McCarn, Storey  
**Illinois (1):** Littleford  
**Kentucky (4):** Brown, Collett, Robins, Thompson  
**Michigan (1):** Cannon  
**Missouri (1):** Rubel  
**Tennessee (3):** Boykin, Currie-Jelks, Pipkin

### BY POSITION

**Guards (8)**  
Boykin  
Collett  
Littleford  
McCarn  
Pipkin  
Robins  
Rubel  
Storey

**Forwards (4)**  
Brown  
Cannon  
Currie-Jelks  
Thompson

### PRONUNCIATION GUIDE

4 **Uh-nay-uh** Brown  
5 **Say-ghen** Robins  
11 **Shay** Littleford  
23 **Shar-niece** Currie-Jelks





0

## SYDNEEY BOYKIN

Junior • G • 5-9 • Clarksville, Tenn. (Mercer)

GP-GS	PPG	RPG	APG	SPG	BPG	MPG
14-1	1.6	0.1	0.1	0.1	0.1	7.6
FG%: .381   3FG%: .357   FT%: .737						
CAREER HIGHS	Pts: 11	Reb: 5	Asst: 3	Stl: 3	Blk: 1	Min: 26

- Scored season-high nine points at SEMO
- Earned first career start against Marshall
- Played two seasons at Mercer; Played in 49 games
- Helped Bears win back-to-back SoCon tournaments
- Tallied 48 points, 54 rebounds, 23 assists, 12 steals
- Scored career-high 11 points vs. Western Carolina in 20-21
- Majoring in sociology



2

## ELLA THOMPSON

Sophomore • F • 5-11 • Bardstown, Ky. (Bethlehem HS)

GP-GS	PPG	RPG	APG	SPG	BPG	MPG
3-0	1.3	2.0	1.3	0.3	0.0	17.7
FG%: .250   3FG%: .000   FT%: .000						
CAREER HIGHS	Pts: 14	Reb: 12	Asst: 1	Stl: 3	Blk: 2	Min: 38

- Out indefinitely with back injury | Could miss rest of season
- Made season debut at South Dakota State, tallying two points
- Missed first eight game with injury
- Scored in double figures four times
- Notched 10 or more rebounds twice
- Scored career-high 15 points vs. Belmont
- Tallied career-high 12 rebounds vs. SIUE
- First career double-double at Morehead State (14 pts, 10 reb)
- Majoring in business management



3

## DIAMOND CANNON

Junior • F • 5-10 • Detroit, Mich. (Bradley)

GP-GS	PPG	RPG	APG	SPG	BPG	MPG
15-0	2.1	1.5	0.3	0.5	0.1	10.9
FG%: .452   3FG%: .000   FT%: .667						
CAREER HIGHS	Pts: 8	Reb: 4	Asst: 2	Stl: 2	Blk: 0	Min: 22

- Played one minute at SEMO
- Tallied six points, three rebounds at Tennessee State
- Played career-high 22 minutes at Tennessee State
- Tallied career-highs in points (8) and rebounds (4) vs Purdue Fort Wayne
- Played one season at Bradley; Saw action in five games
- Majoring in sociology

Pronunciation  
\*Uh-nay-uh\*

4

## ANAYA BROWN

Freshman • F • 6-1 • Lexington, Ky. (Lafayette HS)

GP-GS	PPG	RPG	APG	SPG	BPG	MPG
18-10	7.7	5.9	0.9	0.9	0.9	28.3
FG%: .383   3FG%: .387   FT%: .692						
CAREER HIGHS	Pts: 17	Reb: 11	Asst: 4	Stl: 2	Blk: 4	Min: 37

- Tallied 11 points, 8 rebounds at SEMO
- Scored in double figures in seven of the last nine games
- Started last 10 games
- Notched first double-double with 10 pts, 11 rebs at South Dakota
- Scored in double figures seven times
- Averaged 17.8 points, 9.4 rebounds per game as a senior
- Named Region 11 Player of the Year | Miss Kentucky finalist
- Majoring in exercise science and wellness

Pronunciation  
\*Say-ghen\*

5

## SEYGAN ROBINS

Graduate • G • 5-8 • Harrodsburg, Ky. (Louisville)

GP-GS	PPG	RPG	APG	SPG	BPG	MPG
18-17	7.7	1.8	2.8	1.9	0.1	30.7
FG%: .342   3FG%: .358   FT%: .889						
CAREER HIGHS	Pts: 26	Reb: 7	Asst: 7	Stl: 5	Blk: 1	Min: 39

- Tallied three points, four assists, three steals at SEMO
- Averaged 16.5 points, 3.0 assists against Eastern Illinois last year
- Preseason All-OVC
- Scored career-high 26 points vs. SIUE in OVC Tourney
- Scored in double figures 21 times | 6x this season
- Knocked down three or more 3PT FGs in 18 career games
- Tallied four or more assists in 25 games
- Graduated in 2021 | Pursuing Master's in special education

Pronunciation  
\*Shay\*

11

## SHAE LITTLEFORD

Sophomore • G • 5-7 • Charleston, Ill. (Charleston HS)

GP-GS	PPG	RPG	APG	SPG	BPG	MPG
15-15	10.7	3.3	3.5	1.6	0.1	33.3
FG%: .397   3FG%: .275   FT%: .821						
CAREER HIGHS	Pts: 21	Reb: 6	Asst: 8	Stl: 6	Blk: 1	Min: 40

- Tallied nine points, six assists at SEMO
- Averaged 11.5 points per game against Eastern Illinois last year
- Matched career-high with 21 points at Southern Indiana
- Scored in double figures in nine straight games
- 2022-23 Preseason All-OVC | '21-22 OVC All-Newcomer team
- Scored career-high 21 points vs. Morehead State (2/16/22)
- Scored in double figures 24 times
- Tallied four or more steals in seven games
- Majoring in sports business



12

## LEXI RUBLE

Freshman • G • 6-1 • Cape Girardeau, Mo. (Notre Dame HS)

GP-GS	PPG	RPG	APG	SPG	BPG	MPG
15-11	4.2	4.4	1.5	1.1	0.3	25.5
FG%: .344   3FG%: .357   FT%: .737						
CAREER HIGHS	Pts: 12	Reb: 9	Asst: 3	Stl: 3	Blk: 1	Min: 31

- Tallied two points, three rebounds at SEMO
- Earned first start at TSU since Dec. 4 prior to injury
- Tallied career-highs in points (12) and rebounds (7) vs. Purdue Fort Wayne
- Averaged a double-double w/ 15.9 ppg, 10.3 rpg, 4.9 apg
- Scored 1,463 points while leaving ND as program's all-time leader in rebounds (970), assists (434) and steals (289)
- Three-time Class 5 All-State selection and district POY
- Majoring in exercise science and wellness



Pronunciation  
\*Shar-niece\*

23

## SHARNECCE CURRIE-JELKS

Freshman • F • 6-2 • Jackson, Tenn. (Southside HS)

GP-GS	PPG	RPG	APG	SPG	BPG	MPG
16-15	13.3	6.6	0.8	0.9	0.9	27.1

FG%: .535 | 3FG%: .214 | FT%: .667

CAREER HIGHS	Pts: 30	Reb: 15	Asst: 3	Stl: 2	Blk: 4	Min: 34
--------------	---------	---------	---------	--------	--------	---------

- Tallied eight points, five rebounds at SEMO
- Miss two games with ankle injury
- Scored career-high 30 points with 13 rebounds vs. SEMO
- Ranks in OVC in points (6th), rebounds (4th), FG% (2nd)
- Snapped eight straight games in double figures at Little Rock
- Named 3x OVC Freshman of the Week (11/29)/(12/6)/(12/20)
- Tallied double-double vs. Troy and Southeast Missouri
- Scored in double figures 11 times | 20+ 3x | 30+ once
- Majoring in nursing



25

## PAIGE PIPKIN

Graduate • G • 5-10 • Henderson, Tenn. (Chester County HS)

GP-GS	PPG	RPG	APG	SPG	BPG	MPG
12-9	10.9	2.5	2.3	1.1	0.3	30.1

FG%: .421 | 3FG%: .360 | FT%: .739

CAREER HIGHS	Pts: 33	Reb: 9	Asst: 7	Stl: 5	Blk: 2	Min: 40
--------------	---------	--------	---------	--------	--------	---------

- Out indefinitely with foot injury
- Tallied season-high 23 points, five rebounds vs. Arkansas State
- 2022-23 Preseason All-OVC | 2021-22 All-OVC second team
- Scored career-high 33 points at Austin Peay
- Tallied career-high nine rebounds vs. No. 24 Virginia Tech
- Scored in double figures 30 times | 20+ 5x | 30+ once
- 4x OVC Commissioner's Honor Roll | 2021-22 OVC Medal of Honor
- Graduate in 2021 w/ Bachelors | Graduate w/ MBA in Dec. 22



## ALLY COLLETT

Sophomore • G • 5-7 • London, Ky. (Eastern Kentucky)

GP-GS	PPG	RPG	APG	SPG	BPG	MPG
0-0	0.0	0.0	0.0	0.0	0.0	0.0

FG%: .000 | 3FG%: .000 | FT%: .000

CAREER HIGHS	Pts: 0	Reb: 0	Asst: 0	Stl: 0	Blk: 0	Min: 0
--------------	--------	--------	---------	--------	--------	--------

- Transferred from Eastern Kentucky after fall semester
- Averaged 2.9 points, 1.7 rebounds in 11 games at EKU in 2022-23
- Played in 54 career games | Starting 14 in two previous stops
- Spent two seasons at Eastern Kentucky (2021-23)
- Played 2020-21 season at Western Kentucky
- Tied WKU freshman record with 16 points vs. Tennessee in debut
- Ranked as top prep prospect in Kentucky in 2020



33

## JOSIE STOREY

Freshman • G • 5-10 • Mountain View, Ark. (Mountain View HS)

GP-GS	PPG	RPG	APG	SPG	BPG	MPG
17-8	6.3	1.9	1.4	1.2	0.1	21.5

FG%: .330 | 3FG%: .317 | FT%: .833

CAREER HIGHS	Pts: 20	Reb: 4	Asst: 6	Stl: 4	Blk: 0	Min: 37
--------------	---------	--------	---------	--------	--------	---------

- Scored team-high 12 points at SEMO
- Scored career-high 20 points at USI w/ 17 in fourth quarter
- Named OVC Freshman of the Week (1/17) | 19.0 ppg, 45.5%
- Reached double figures in the scoring column in five straight
- Started nine of the last 10 games
- Dished out career-high six assists vs. Southeast Missouri
- Scored in double figures five times
- Helped team to back-to-back state titles in 2019 and 2020
- Majoring in exercise science and wellness



44

## KENLEY McCARN

Freshman • G/F • 5-11 • Melbourne, Ark. (Melbourne HS)

GP-GS	PPG	RPG	APG	SPG	BPG	MPG
4-3	19.8	4.3	1.0	1.3	0.8	33.5

FG%: .444 | 3FG%: .300 | FT%: .895

CAREER HIGHS	Pts: 31	Reb: 7	Asst: 1	Stl: 2	Blk: 2	Min: 38
--------------	---------	--------	---------	--------	--------	---------

- Out indefinitely with foot injury | Could miss rest of season
- Scored in double figures in all four games played
- Named OVC Player of the Week | 2x Freshman of the Week
- Scored 31 points vs. Troy | Program record for Skyhawk debut
- Led team to four straight state titles | 130-7 overall record
- Named MaxPreps Small Town All-American second team
- Named 2A state tournament MVP in three straight seasons
- Majoring in accounting

## UT MARTIN PLUS/MINUS

The plus/minus stat reflects how the team did while that player is on the court. If a player is a +5, it means his team outscored the opponent by five points while he was on the court. If he has a -3, then the opposing team outscored his team by three points while he was on the court.

Player	22-23	Avg/Gm	Best +/- Performance
#0 - Sydneey Boykin (13)	-9	-0.7	+5 vs. Murray State (11/30)
#2 - Ella Thompson (3)	-14	-4.7	+9 at South Dakota (12/14)
#3 - Diamond Cannon (14)	-30	-2.1	+5 vs. Purdue Fort Wayne (11/23)
#4 - Anaya Brown (17)	-23	-1.3	+13 vs. Southeast Missouri (1/5)
#5 - Seygan Robins (17)	+8	+0.5	+26 vs. Purdue Fort Wayne (11/23)
#11 - Shae Littleford (14)	+30	+2.1	+26 vs. Purdue Fort Wayne (11/23)
#12 - Lexi Rubel (14)	+6	+0.4	+25 vs. Purdue Fort Wayne (11/23)
#23 - Sharnece Currie-Jelks (15)	+10	+0.8	+25 vs. Purdue Fort Wayne (11/23)
#25 - Paige Pipkin (12)	-33	-2.7	+22 vs. Purdue Fort Wayne (11/23)
#33 - Josie Storey (17)	-21	-1.2	+18 vs. Southeast Missouri (1/5)
#44 - Kenley McCarn (4)	-1	-0.25	+15 vs. Arkansas State (11/14)



# QUICK HITS



## McMILLAN CAREER VICTORIES

### MCMILLAN AMONGST OVC LEADERBOARD

• With a career record of 259-171, UT Martin head coach **Kevin McMillan** currently ranks third in total wins in Ohio Valley Conference history. McMillan also ranks first amongst active coaches.

Coach (Program)	W	L	%
1. Larry Inman (MTSU/EKU/TSU)	545	352	.606
2. Bill Worrell (TTU)	408	190	.682
3. <b>Kevin McMillan (UTM)</b>	<b>259</b>	<b>171</b>	<b>.602</b>
4. Lewis Bivens (MTSU)	182	103	.639
5. Marynell Meadors (TTU)	181	100	.730

### 20/20 SKYHAWK VISION

• The tandem of Shae Littleford and Josie Storey each scored 20 points in the team's win at Southern Indiana. Littleford led the team with 21 points and Josie Storey added 20 points. The game marked the first time that two Skyhawks scored 20 points or more in the same game since Jan. 23, 2021 when Chelsey Perry (28) and Dasia Young (22) combined to score 50 points against Morehead State.

### STOREY NAMED OVC FRESHMAN OF THE WEEK

• Guard Josie Storey became the third Skyhawk to be named OVC Freshman of the Week this season and seventh overall, after averaging 19.0 points and 3.0 rebounds per game while shooting 45.5 percent from the field and knocking down 10 three-pointers. Storey scored 18 points against Tennessee State before adding a career-high 20 points - including 17 in the fourth quarter - against Southern Indiana.

### DOWN BUT NOT OUT

• This season UT Martin has overcome a double-digit deficit in two contests this season against Arkansas State and Southern Indiana. Facing a second half deficit as large as 10 points against Arkansas State, the Skyhawks finished the game on a 23-2 run to pull away with a 19-point victory. Against Southern Indiana, the Skyhawks trailed by as much as 12 in the fourth quarter before putting up a season-high 30 points in the period to squeak out a three-point win.

### LITTLEFORD IS PLAYING BIG

• Preseason All-OVC guard Shae Littleford has been a consistent contributor for the Skyhawks this season. Littleford has reach double figures in the scoring column 11 times this season - including a current stretch in which she has scored 10 points or more in nine straight games. Recently she equalled her career-high with 21 points in a win at Southern Indiana.

### CURRIE-JELKS LEADS THE WAY

• Freshman forward **Sharnecce Currie-Jelks** has been a force through the first 16 games of her Skyhawk career. Currie-Jelks has been named OVC Freshman of the Week three times already while scoring in double figures in 11 contests - including three 20+ point performances against Southeast Missouri (30), South Dakota (23) and Purdue Fort Wayne (21). She has also tallied a pair of double-doubles in her collegiate debut against Troy with 14 points and 15 rebounds while notching 30 points and 13 rebounds against Southeast Missouri.



## MID-MAJOR TOP 25

Team	Rec.	Pts.	Conf
1. Gonzaga (29)	17-2	773	West Coast
2. FGCU (2)	18-2	728	ASUN
3. Columbia	14-3	697	Ivy League
4. South Dakota State	14-5	671	Summit
5. Toledo	12-3	592	Mid-American
6. James Madison	16-2	579	Sun Belt
7. Stephen F. Austin	14-3	540	WAC
8. Princeton	11-5	527	Ivy League
9. Bowling Green	14-2	467	Mid-American
10. Ball State	13-4	459	Mid-American
11. Green Bay	15-4	456	Horizon
12. Cleveland State	16-2	444	Horizon
13. Drexel	13-4	392	Colonial
14. Illinois State	11-5	325	Missouri Valley
15. Northern Iowa	10-5	324	Missouri Valley
16. UC Irvine	13-3	298	Big West
17. Portland	12-6	278	West Coast
18. Youngstown State	12-4	251	Horizon
19. Penn	12-5	226	Ivy League
20. Drake	9-5	200	Missouri Valley
21. Kent State	10-5	113	Mid-American
22. Old Dominion	12-7	96	Sun Belt
23. Grand Canyon	13-4	95	WAC
24. Troy	10-7	77	Sun Belt
25. Akron	12-3	72	Mid-American

### NEW YEAR BRINGS STRONG PLAY

• Historically the Skyhawks have only improved as the season grows more mature, posting a 186-71 record under the direction of head coach Kevin McMillan since 2010 once the calendar flips to a new year. Over the past 14 seasons UT Martin is 76-35 in January, 84-19 in February and 26-17 in March.

### FRESHMEN ARE CLEANING UP WEEKLY OVC HONORS

• UT Martin has claimed seven OVC Freshman of the Week honors this season. Forward **Sharnecce Currie-Jelks** leads the team with four selections while guards **Kenley McCarn** (two) and **Josie Storey** (one) have also earned weekly honors this season.

### SKYHAWK DOUBLE-DOUBLES

• UT Martin has three players which have recorded double-doubles during their Skyhawk careers with freshman Sharnecce Currie-Jelks leading the way with a pair against Troy and Southeast Missouri. Sophomore Ella Thompson recorded one against Morehead State last season while freshman Anaya Brown recorded one of her own against South Dakota.

Player/Opponent	Pts	Reb
Sharnecce Currie-Jelks vs. Southeast Missouri (1/5/23)	30	13
Ella Thompson at Morehead State (1/24/22)	14	10
Sharnecce Currie-Jelks vs. Troy (11/10/22)	14	15
Anaya Brown at South Dakota (12/14/22)	10	11

### FOUR SKYHAWKS REACH DOUBLE FIGURES

• UT Martin has shown balance this season by placing four players in double figures in five contests. The Skyhawks have accomplished the feat against Troy, Vanderbilt, South Dakota, Morehead State and Southeast Missouri.

### BACK IN OVC PLAY

• The Skyhawks are looking to continue their recent success with the opening of league play. UT Martin has ranked amongst the OVC leaders for over a decade by boasting a 164-45 record (77.5 winning percentage) against league foes while claiming six regular season titles and four tournament crowns since the 2010-11 season.

### SHOOT GOOD, FEEL GOOD

• Like most teams, when the Skyhawks shoot well, the results usually follow. In the team's seven wins this season, UT Martin has shot at least 40 percent from the floor with the team's best night coming against Purdue Fort Wayne in which they made 54.5 percent. Conversely, in the Skyhawks eight losses, they have only shot over 40 percent against Troy.

### OVC ACTION BRINGS NEW RIVALS

• The 2022-23 season brings in three new programs to the Ohio Valley Conference with the addition of Lindenwood, Little Rock and Southern Indiana into the league. Little Rock joins the OVC from the Sun Belt while both Lindenwood and Southern Indiana join the league from the Division II ranks where they were both members of the GLVC.

### 30 POINT SCORERS

• This season the Skyhawks have had a pair of 30 points scorers by the freshmen tandem of **Kenley McCarn** and **Sharnecce Currie-Jelks**. The pair now joins a list of 17 players to score 30 points or more for UT Martin during the program's Division I history. McCarn scored 31 points in her collegiate debut against Troy while Currie-Jelks scored 30 points against Southeast Missouri.

Players	30-point Performers	Total
1. Heather Butler		18
2. Chelsey Perry		14
3. Jasmine Newcome		13
4. Ashia Jones		10
5. Kendall Spray		4
6. Zabrina Harris		2
Andreika Jackson		2
Tara Tansil		2
9. Tiffany Brundige		1
Chanda Cordova		1
<b>Sharnecce Currie-Jelks</b>		<b>1</b>
Tessa Fields		1
Crystal Fuller		1
<b>Kenley McCarn</b>		<b>1</b>
Kelly Pendelton		1
Paige Pipkin		1
Dasia Young		1

### MASTER PIPKIN, THE DOUBLE GRADUATE

• Graduate guard **Paige Pipkin** has not only been a standout performer on the court during her tenure with the Skyhawks, but also has two degrees with her name on it. After graduating with a bachelor's degree in accounting in May of 2021, Pipkin recently completed her Master's in business administration in December of 2023.

### YOUTH MOVEMENT IS MAKING WAVES

• UT Martin has benefitted from the strong outings by their freshman class this season. Of the team's 61.6 points per game this season, the Skyhawks' freshmen have combined to score 55.5 percent (547 points) of the team's offensive output. Meanwhile, the graduate tandem of **Paige Pipkin** and **Seygan Robins** have combined for 28.6 percent.

### HOME COURT ADVANTAGE

• UT Martin has tallied 273 home victories since 1995, making the Elam Center a daunting place for visiting teams. During McMillan's tenure the Skyhawks have posted a 133-37 record at home since taking over as head coach, posting an .785 winning percentage. The Skyhawks have also posted a 97-18 home record (84.8 percent) against OVC foes during the same span.

UT Martin Record at Home Under McMillan		
2018-19.....	14-1	2010-11..... 10-0
2019-20.....	13-1	2012-13..... 10-5
2011-12.....	12-1	2014-15..... 10-2
2013-14.....	11-1	2020-21..... 9-1
2015-16.....	11-1	2009-10..... 7-4
2017-18.....	11-3	2016-17..... 7-6
2021-22.....	5-8	<b>2022-23..... 3-3</b>



## SKYHAWK RECORD WHEN...

Playing at home.....	3-3
Playing on the road.....	3-6
Playing on a neutral floor.....	1-2
Playing Top-25 Opponent.....	0-0
Playing day games.....	4-2
Playing night games.....	3-9
Playing in white uniforms.....	3-4
Playing in navy uniforms.....	2-4
Playing in orange uniforms.....	2-3
Leading at halftime.....	3-3
Trailing at halftime.....	4-7
Tied at halftime.....	0-1
Game decided by 1-4 points.....	1-3
Game decided by 5-9 points.....	1-3
Game decided by 10-14 points.....	1-2
Game decided by 15 points or more.....	4-3
Scoring less than 60 points.....	0-8
Scoring 60-69 points.....	4-2
Scoring 70-79 points.....	2-0
Scoring 80-89 points.....	1-1
Scoring 90-99 points.....	0-0
Scoring 100 or more points.....	0-0
Allowing less than 50 points.....	1-1
Allowing 50-59 points.....	3-0
Allowing 60-69 points.....	3-4
Allowing 70-79 points.....	0-5
Allowing 80 or more points.....	0-1
Finishing with better FG%.....	6-3
Finishing with worse FG%.....	1-7
Shooting 50% or better on FGs.....	2-1
Shooting under 50% on FGs.....	4-10
Finishing with better 3PT FG%.....	3-4
Finishing with worse 3PT FG%.....	3-7
Shooting 40% or better on 3PT FGs.....	2-3
Shooting under 40% on 3PT FGs.....	5-8
Leading in rebounds.....	5-1
Trailing in rebounds.....	1-9
Tied in rebounds.....	1-1
Leading in assists.....	5-3
Trailing in assists.....	2-8
Tied in assists.....	0-0
Leading in steals.....	5-4
Trailing in steals.....	0-7
Tied in steals.....	2-0
Leading in blocks.....	2-3
Trailing in blocks.....	4-7
Tied in blocks.....	1-1
Committing fewer turnovers than opponent.....	4-3
Committing more turnovers than opponent.....	1-6
Committing same number of turnovers.....	2-1
Winning on points in the paint.....	5-1
Losing on points in the paint.....	2-9
Scoring the same number of points in paint.....	0-0
Scoring more bench points.....	1-2
Scoring fewer bench points.....	6-8
Scoring the same number of bench points.....	0-0
Scoring more fastbreak points.....	5-1
Scoring fewer fastbreak points.....	2-9
Scoring the same number of fastbreak points.....	0-0
A Skyhawk scores 20+ points.....	5-1
A Skyhawk scores 30+ points.....	1-1
A Skyhawk records a double-double.....	2-1
Playing in November.....	2-5
Playing in December.....	3-2
Playing in January.....	2-3
Playing in February.....	0-0
Playing in March.....	0-0

# QUICK HITS

## CURRIE-JELKS NAMED OVC FRESHMAN OF THE WEEK (AGAIN)

• Forward **Sharnecce Currie-Jelks** has picked up three OVC Freshman of the Week honors after stringing together nine consecutive games in double figures. She picked up her first honor in Week 3 (Nov. 21-27) after scoring in double figures in all three games of the Hostilo Hoops Community Classic against foes Marshall, Norfolk State and Purdue Fort Wayne. Currie-Jelks averaged 16.0 points and 4.7 rebounds per game while shooting 51.4 percent from the floor. Then she averaged 14.5 points and 8.0 rebounds per game after a pair of Week 4 matchups against Murray State and Vanderbilt. She picked up another after averaging 17.0 points and 4.7 rebounds per game against South Dakota State, South Dakota and Missouri State.

## ON THE ROAD AGAIN

• UT Martin wrapped up its lengthy season-long five game road trip with a heart-breaking loss to Little Rock on a buzzer-beating three-pointer. The Skyhawks picked up two wins on the trip against Vanderbilt and South Dakota while falling to South Dakota State, Missouri State and Little Rock.

## BROWN CHURNS A DOUBLE-DOUBLE

• Freshman forward **Anaya Brown** became just the third active member of the Skyhawks - joining **Ella Thompson** and **Sharnecce Currie-Jelks** - to record a double-double with an impressive contest at South Dakota. Brown helped lead the Skyhawks to a victory after tallying 10 points and 11 rebounds - both career highs.

## SKYHAWKS KNOCK OFF ANOTHER POWER-FIVE PROGRAM

• With a 66-54 win against Vanderbilt on Dec. 4, the Skyhawks picked up their fourth win against a Power 5 program in the school's Division I history. The win marked the team's first victory since knocking off Alabama in 2015 (83-65) and the most recent road win since also upsetting Alabama in 2013 (75-57). Overall, the Skyhawks have program wins against Alabama, Ole Miss and Vanderbilt.

## THAT 70'S SHOW

• 70 has proven to be the magic number for the Skyhawks in recent history. Under the direction of head coach Kevin McMillan, UT Martin is 188-38 when eclipsing the 70-point plateau. When the Skyhawks have scored 80 points or more, they are 116-9 during the same span.

## UT MARTIN FROM DEEP

• The Skyhawks have made a three-pointer field goal in 441 consecutive games, a streak which dates back to Feb. 3, 2009 against Austin Peay and ranks seventh nationally.

Program	Total
1. Iowa State (Feb. 1995-Pres.)	847
2. Chattanooga (Dec. 16, 1999-Pres.)	696
3. Milwaukee (2002-Pres.)	594
4. UC Davis (Feb. 15, 2003-Pres.)	553
5. Bowling Green (Feb. 12, 2005-Pres.)	540
6. Austin Peay (2006-Pres.)	475
7. UT Martin (Feb. 3, 2009-Pres.)	441

## 250 WINS AND CLIMBING

• UT Martin head coach **Kevin McMillan** picked up his 250th career victory with a 60-57 win over Austin Peay on Feb. 14. With the win, McMillan became the sixth head coach in OVC history to eclipse 250 career victories - men's and women's.

Coach (Program)	W	L	%
1. Larry Inman (MTSU/EKU/TSU)	545	352	.606
2. Dave Loos (APSU)	420	410	.506
3. Bill Worrell (TTU)	408	190	.682
4. Cal Luther (MUR/UTM)	319	283	.530
5. E.A. Diddle (WKU)	296	143	.674
6. Kevin McMillan (UTM)	259	171	.602



## SKYHAWK TRIO GARNERS PRESEASON HONORS

• The Skyhawk trio of **Paige Pipkin**, **Shae Littleford** and **Seygan Robins** were recognized as Preseason All-Ohio Valley Conference honorees. Meanwhile, the Skyhawks were picked to finish second in the league standings in a preseason poll of the league's head coaches and sports information directors. **Pipkin** was an All-OVC second team selection after averaging 12.3 points and 4.1 rebounds per game. **Littleford** was added to the OVC All-Newcomer team after averaging 11.0 points and 2.0 assists per game. Meanwhile, **Robins** averaged 9.8 points and 2.8 assists.

## CURRIE-JELKS NAMED TO HOSTILO HOOPS ALL-TOURNAMENT TEAM

• Freshman **Sharnecce Currie-Jelks** was named to the Hostilo Hoops Community Classic All-Tournament team after scoring in double figures in all three contests and averaging 16.0 points and 4.7 rebounds per game. While shooting 51.4 percent from the field during the tournament, she scored a career-high 21 points in the win over Purdue Fort Wayne.

## McCARN EARNS PAIR OF OVC WEEKLY HONORS

• Newcomer **Kenley McCarn** picked up a pair of OVC honors after an impressive debut performance by being named both OVC Player of the Week and Freshman of the Week. McCarn averaged 31.0 points, 3.0 rebounds, 2.0 blocks and 1.0 assists for the week while shooting 63.1 percent from the floor and 100 percent from the free throw stripe.

## DEBUT FOR THE RECORD BOOKS

• Skyhawk freshman **Kenley McCarn** wasted no time in making her presence known this season by scoring 31 points in the season-opener against Troy. McCarn scored 31 points while making 12-of-19 field goal attempts and 6-of-6 free throw attempts to rank as the most points by a Skyhawk in their debut.

## FRESHMAN DOUBLE-DOUBLE

• Freshman forward **Sharnecce Currie-Jelks** had a big night in her collegiate debut by recording a double-double against Troy. Currie-Jelks tallied 14 points and 15 rebounds in her first official game since her junior season of high school. The contest also marked the first time a Skyhawk had tallied 15 or more rebounds since current assistant coach Maddie Waldrop tallied 16 boards against Tennessee State in 2019.

## FRESHMEN STARTERS

• UT Martin saw its freshman class carry a heavy load in the team's season-opener against Troy. The Skyhawks started three freshman in the contest while bringing two others off the bench. The contest marked the first time since 2010-11 that the Skyhawks started three or more true freshmen in a season opener.

## SKYHAWKS MATCH UP AGAINST THE BEST

• UT Martin has never shyed away from playing some of the best teams in the country under head coach **Kevin McMillan**. Since taking over in 2009-10, McMillan and the Skyhawks have played 28 nationally ranked opponents. This season the Skyhawks are set to play nationally ranked and defending WNIT champion South Dakota State along with seven other programs which earned postseason berths in 2021-22.

# QUICK HITS

## SKYHAWKS RETURN OFFENSIVE PRODUCTION

• The Skyhawks return 70.8 percent of their offensive production in the team's four returners from last year's squad. **Paige Pipkin** led the team with 12.3 points per game while **Shae Littleford** also averaged double figures with 11.0 points per game. The team also welcomes back the squad's third and sixth leading scorers in **Seygan Robins** (9.8 ppg) and **Ella Thompson** (6.3 ppg) combining for 39.6 of the team's 70.8 points per contest.

## SKYHAWKS PICKED TO FINISHED SECOND IN OVC

• In a poll of the OVC's head coaches and sports information directors, UT Martin has been picked to finish second in the league's preseason poll. The Skyhawks garnered 134 points overall and four first place votes.

### 2022-23 OVC Predicted Order of Finish

1. Tennessee Tech (11 first place votes) - 147
2. **UT Martin (4 first place votes) - 134**
3. Little Rock (4 first place votes) - 129
4. Eastern Illinois - 115
5. Tennessee State (1 first place vote) - 95
6. SIUE - 83
7. Southern Indiana - 66
8. Southeast Missouri - 61
9. Lindenwood - 33
- Morehead State - 33

## EIGHT SKYHAWKS NAMED TO OVC COMMISSIONER'S HONOR ROLL

• The Skyhawk women's basketball team featured eight players which were named to the OVC Commissioner's Honor Roll for the 2021-22 academic year with at least a 3.25 Grade Point Average. Included on that list are returners **Shae Littleford**, **Paige Pipkin**, **Seygan Robins** and **Ella Thompson**.

## McMILLAN'S CHAMPIONSHIP PEDIGREE

• UT Martin has won 10 OVC championship under Kevin McMillan including six regular season titles (2011-12, 2013-14, 2014-15, 2015-16, 2019-20, 2020-21) and four OVC tournament crowns (2011, 2012, 2013, 2014). His 10 titles lead all active OVC coaches - men or women.

Coch.	School	Season	Tourn.	Total
Kevin McMillan	UT Martin (W)	6	4	10
Rekha Patterson	SEMO (W)	0	1	1
Preston Spradlin	Morehead State (M)	0	1	1

## LITTLEFORD AND PIPKIN GARNER OVC MEDALS OF HONOR

• The Skyhawk duo of **Shae Littleford** and **Paige Pipkin** earned OVC Academic Medal of Honor awards after stellar academic seasons in 2021-22. The OVC Academic Medal of Honor is given annually to the student-athletes who achieve the highest grade point average in a Conference-sponsored sport. Each of the 287 OVC Medal of Honor recipients for the 2021-22 academic year carried a perfect 4.0 GPA.

## SKYHAWK BIRTHDAYS

Seygan Robins	February 17, 1999
Josie Storey	March 4, 2004
Ella Thompson	March 14, 2003
Anaya Brown	March 27, 2004
Sydneey Boykin	April 3, 2002
Sharnecce Currie-Jelks	May 27, 2004
Paige Pipkin	October 4, 1998
Kenley McCarn	October 8, 2003
Diamond Cannon	October 14, 2000
Lexi Rubel	October 22, 2003
Shae Littleford	October 25, 2002

## 2023 OVC BASKETBALL CHAMPIONSHIP RETURNS TO EVANSVILLE

• For the sixth straight year, the Ohio Valley Conference Board of Presidents has awarded the 2023 OVC Women's Basketball Championship to the Ford Center in Evansville, Ind. The OVC Basketball Championship is scheduled for March 1-4 and will feature eight women's teams with a merit-based double-bye system.

## KATHLEEN AND TOM ELAM CENTER

• Built in 1963, the Kathleen and Tom Elam Center was named in honor of longtime UT Board of Trustees member Col. Tom Elam and his wife, Kathleen. The Elam Center houses both the women's and men's basketball teams with all home games being played in Skyhawk Arena. In addition of Skyhawk Arena, which holds a seating capacity of approximately 4,300 seats, the Elam Center also houses both teams locker rooms, training facility and weight room.

## PAT SUMMITT COURT

• The floor in the Kathleen and Tom Elam Center is named for former Tennessee Lady Vols head coach Pat Head Summitt who played her collegiate basketball at UT Martin (1970-74) before becoming the winningest basketball coach in the NCAA with 1,098 victories and eight national championships.

## OVC AND ESPN+ STREAMING PARTNERSHIP

• For the fourth straight season, ESPN+ is the exclusive home for live web streamed athletic contests involving OVC schools. It offers fans thousands of additional live events, on-demand content and original programming not available on ESPN's linear TV or digital networks. ESPN+ is an integrated part of the completely redesigned ESPN App and ESPN.com.

## FOLLOW THE SKYHAWKS

• The official Twitter of UT Martin Skyhawk Athletics is @UTMSports. Skyhawk women's basketball's account is @UTMartinWBB.

## SKYHAWK NEWS ONLINE

• UTMSports.com is the official website for UT Martin Athletics. It is the best source for up-to-date information on the Skyhawk women's basketball team. Rosters, box scores, cumulative statistics, pre-game notes and other materials are available on the site.

## SKYHAWK RADIO NETWORK

• The flagship station for Skyhawk women's basketball is Thunderbolt Broadcasting with its games broadcast on WCMT 1410 AM, 100.5 FM, 92.7 FM, 96.1 FM, 99.7 FM and 103.3 FM. Chris Brinkley is in his 22nd year as coordinator of the Skyhawk Radio Network.

## VS. RANKED OPPONENTS

Date	Opponent	Results
1/22/76	at #19 Kentucky	L, 63-56
2/12/79	at #6 Tennessee	L, 124-60
3/2/79	at #8 Tennessee	L, 96-51
2/16/80	#4 Tennessee	L, 69-55
2/28/80	vs. #4 Tennessee	L, 81-35
2/26/81	vs. #4 Tennessee	L, 71-41
11/23/97	#1 Tennessee	L, 73-32
11/19/99	#5 Tennessee	L, 133-60
1/7/02	at #9 North Carolina	L, 90-67
12/22/02	#4 Vanderbilt	L, 101-77
12/3/03	at #2 North Carolina	L, 101-63
12/2/04	at #4 North Carolina	L, 96-36
1/2/05	at #15 Georgia	L, 68-52
12/30/05	#17 Georgia	L, 81-47
12/5/06	at #6 Tennessee	L, 85-29
11/28/08	at #25 Xavier	L, 73-41
12/30/10	at #11 Kentucky	L, 68-47
3/19/11	at #6 Duke	L, 90-45
11/20/11	at #16 Purdue	L, 65-39
12/7/11	#23 Vanderbilt	L, 99-84
12/28/11	at #14 Louisville	L, 70-57
3/17/12	#9 Tennessee	L, 72-49
11/17/12	vs. #1 Baylor	L, 82-67
11/18/12	vs. #4 Stanford	L, 92-68
11/26/12	#4 Louisville	L, 79-61
12/9/12	#14 Purdue	L, 68-60
3/24/13	vs. #2 Notre Dame	L, 97-64
11/10/13	at #25 Gonzaga	L, 91-54
12/28/13	at #20 Florida State	L, 76-53
3/23/14	vs. #12 North Carolina	L, 60-58
11/15/15	at #23 Iowa	L, 62-56
11/11/16	#5 Louisville	L, 100-57
12/20/16	at #22 DePaul	L, 100-68
12/5/17	at #4 Louisville	L, 91-56
3/3/18	vs. #22 Belmont	L, 63-56 <sup>(OT)</sup>
12/4/18	at #4 Louisville	L, 102-62
11/11/19	at #10 Mississippi State	L, 82-46
11/14/19	at #23 Gonzaga	L, 78-55
12/19/19	vs. #6 Louisville	L, 71-63 <sup>(2OT)</sup>
12/29/19	at #20 Arkansas	L, 96-46
12/6/20	at #5 Louisville	L, 85-67
1/5/21	at #2 Louisville	L, 96-61
11/17/21	at #10 Louisville	L, 62-30

TOTAL vs. TOP 25 ..... 0-42

vs. No. 1	.....0-2
vs. No. 2	.....0-3
vs. No. 4	.....0-9
vs. No. 5	.....0-3
vs. No. 6	.....0-4
vs. No. 8	.....0-1
vs. No. 9	.....0-2
vs. No. 10	.....0-2
vs. No. 11	.....0-1
vs. No. 12	.....0-1
vs. No. 14	.....0-2
vs. No. 15	.....0-1
vs. No. 16	.....0-1
vs. No. 17	.....0-1
vs. No. 19	.....0-1
vs. No. 20	.....0-2
vs. No. 22	.....0-2
vs. No. 23	.....0-3
vs. No. 25	.....0-2





## GET TO KNOW McMILLAN

### EDUCATION

- Undergraduate: Rhodes College, 1989
- Masters: Middle Tennessee, 2007

### PLAYING CAREER HIGHLIGHTS

- Began career at Wake Forrest in 1985
- Played three years at Rhodes College, 86-89
- 1988 SCAC Player of the Year
- Three-time SCAC All-Conference Selection
- Ranked No. 9 all-time Rhodes (1,372 pts)

### CAREER HISTORY

#### UT MARTIN (2009-PRESENT)

- Head Coach
- 259-171 in 14 seasons
- Went to four consecutive NCAA Tournaments
- Posted seven 20-win seasons
- Four-time OVC Coach of the Year
- Won six OVC season championships
- Won four OVC Tournament championships
- Led team to nine postseason berths

#### GIBSON COUNTY HS (2007-09)

- Head Coach
- 62-6 record in two seasons
- Won state championship in 2008-09

#### MIDDLE TENNESSEE (2005-07)

- Assistant Coach
- Went to back-to-back NCAA Tournaments

#### WESTVIEW HS (1997-2005)

- Head Coach
- 196-73 record in eight seasons

#### MILLINGTON CENTRAL HS (1990-97)

- Head Coach
- 177-47 in seven seasons

### CHAMPIONSHIPS

#### OVC CHAMPIONSHIP

- 2012, 2014, 2015, 2016, 2020, 2021

#### OVC TOURNAMENT CHAMPIONSHIP

- 2011, 2012, 2013, 2014

### COACHING HONORS

- 2009-10 OVC Coach of the Year
- 2010-11 TSWA Women's Coach of the Year
- 2014-15 OVC Coach of the Year
- 2015-16 OVC Coach of the Year
- 2020-21 OVC Coach of the Year



## BY THE NUMBERS

- **Overall:** 259-171 (.602)
- **OVC Play:** 172-58 (.750) | **Non-OVC:** 86-110
- **Home:** 133-37 | **Away:** 98-106 | **Neutral:** 27-23
- **Conference Championships:** Six (12, 14, 15, 16, 20, 21)
- **Postseason:** 24-17 | **NCAA:** 0-4 | **WNIT:** 3-4



## McMILLAN AT A GLANCE

In his 14 seasons as a NCAA Division I head coach, Kevin McMillan has racked up **259** total wins to serve as the OVC's active leader,

**259**

**10**

McMillan has led the Skyhawks to **10** OVC championships in his 13 seasons - including six regular season and four tournament crowns.

McMillan has led the Skyhawks to the postseason **nine** times in 13 seasons - including four consecutive NCAA Tournaments from 2010-14.

**9**



## HEAD COACH KEVIN McMILLAN



## YEAR-BY-YEAR HEAD COACHING RECORD

YEAR	OVERALL	OVC	FINISH	POSTSEASON
2009-10	11-19 .366	8-10 .444	4th	-
2010-11	21-11 .656	14-4 .777	2nd	NCAA Tournament First Round
2011-12	23-9 .719	15-1 .938	1st	NCAA Tournament First Round
2012-13	19-15 .559	11-5 .688	4th	NCAA Tournament First Round
2013-14	24-8 .750	15-1 .938	1st	NCAA Tournament First Round
2014-15	22-11 .667	16-0 1.000	1st	WNIT First Round
2015-16	22-10 .688	14-2 .875	1st	WNIT Second Round
2016-17	12-19 .387	8-8 .500	4th	-
2017-18	19-15 .559	13-5 .722	2nd	WNIT First Round
2018-19	23-9 .718	13-5 .722	2nd	-
2019-20	22-10 .688	16-2 .888	1st	WNIT Qualifier (Canceled)
2020-21	22-6 .785	17-2 .898	1st	WNIT Memphis Regional
2021-22	12-18 .413	9-9 .500	6th	-
2022-23	7-11 .389	3-4 .428	-	-
<b>OVERALL</b>	<b>259-171 .602</b>	<b>172-58 .748</b>		<b>Nine Postseason Appearances</b>

The eighth head coach in UT Martin women's basketball history, Kevin McMillan is in his 14th year at the helm of the Skyhawk program as the school's all-time wins leader with 252 career victories.

Overall, the Skyhawks have won 10 Ohio Valley Conference titles during his 13 seasons at UT Martin – including six regular season titles and four tournament crowns. The Skyhawks reached the postseason in six consecutive seasons and nine seasons overall while reaching the NCAA Tournament in 2011, 2012, 2013 and 2014 while earning a bid to the Women's NIT in 2015, 2016, 2018, 2020 (canceled) and 2021. Additionally, the program has recorded eight 20-win seasons in the past 11 years with the Skyhawks posting a 252-160 record under McMillan, including a 169-54 mark in conference play. His 252 victories rank as the third-highest win total in OVC history, as he accounts for four OVC Coach of the Year awards.

Off the court, McMillan's teams have exceeded the average NCAA Academic Progress Rate in each of his 13 seasons. He has produced two OVC Scholar-Athletes (the highest individual honor in the league) and has graduated 100 percent of his student-athletes who have completed their eligibility in his Skyhawk tenure.

In 2021-22, the Skyhawks battled injuries and illness most of the season before finishing the campaign with a 12-18 overall record while going 9-9 in OVC play. The season snapped a streak of 12 consecutive years in which the Skyhawks finished in the top four of the OVC standings after entering the OVC Basketball Championship as the sixth seed. UT Martin boasted a pair of postseason awards as Paige Pipkin (All-OVC second team) and Shae Littleford (All-Newcomer) represented the squad.

Despite the 2020-21 season facing numerous challenges related to COVID-19 the Skyhawks posted yet another banner year. UT Martin notched its 11th 20-win season in program history after going 22-6 overall while posting a 17-2 mark in league play for the team's seventh regular season championship. In addition to the team's championship run, the squad earned a berth to the WNIT where they posted a pair of wins over Louisiana and Illinois State to become the first team in OVC history to record multiple victories in the same postseason.

Highlighting the season individually was the play of All-OVC forwards Chelsey Perry and Dasia Young who both earned first team honors. Perry was named the OVC Player of the Year for the second straight season after leading the league in multiple statistical categories including scoring (22.9 ppg), field goal percentage (50.2 percent) and field goals made (164). Following the season, Perry made waves by becoming the highest selection in OVC history by being selected 26th overall in the WNBA Draft by the Indiana Fever.

The Skyhawks posted their sixth league title in program history in 2019-20 after posting a 22-10 overall record while going 16-2 in league action. UT Martin would receive a berth into the Women's NIT after falling in the OVC Basketball Championship finals but the postseason event would be canceled because of COVID-19. In a season in which injuries plagued the roster, the Skyhawks continually rose to the occasions with its 10th 20-win season in program history while featuring a pair of All-OVC first-team performers in Perry and Maddie Waldrop.

Perry dominated postseason honors by being named WBCA Coaches' All-American honorable mention, a finalist for the Becky Hammon Mid-Major Player of the Year and OVC Player of the Year selection after ranking first nationally in field goal made (286), second in total points (740) and third in both points per game (23.1) and field goal attempts (386). Meanwhile, Waldrop earned her first All-OVC honor after ranking amongst OVC leaders in defensive rebounds (5.9, fourth), field goal percentage (48.6, fifth), rebounding (7.8 rpg, seventh) and scoring (12.7 ppg, eighth).

Despite having one of the youngest teams in the country on a program which featured just one senior on the roster, the Skyhawks still managed to meet program expectations throughout the 2018-19 season. The Skyhawks would post a 23-9 overall mark while finishing tied for second in the league standings with a record of 13-5. The team's 23 wins tied for the most wins in program history while appearing in the OVC Basketball Championship title contest for the seventh time in the last nine seasons. Highlighting the season was the emergence of senior Emanyne Robertson who put the finishing touches on her career with an All-OVC first team and OVC Defense Player of the Year selection. Meanwhile, sophomore Chelsey Perry earned All-OVC second team honors while freshman

Brittini Moore was selected to the OVC All-Newcomer squad.

McMillan saw the Skyhawks return to the postseason for the seventh time in his tenure in 2017-18 with another appearance in the Women's NIT. The Skyhawks would ultimately post a 19-15 overall mark while notching a 13-5 mark in league play to earn the No. 2 seed in the OVC Basketball Championship – where the squad advanced to the tournament finals before falling to No. 22 ranked Belmont in overtime. With the league's automatic bid to the Women's NIT, the Skyhawks would travel to Indiana where they fell to the eventual tournament champions.

Faced with one of the youngest rosters in the nation – boasting just four returners and an abundance of key injuries – the Skyhawks' 2016-17 campaign was a year of highs and lows. UT Martin would post a 12-19 overall record while finishing 8-8 in league play – earning the No. 4 seed in the OVC Basketball Championship before ultimately falling in the tournament semifinals. While the season failed to meet expectations, the squad found growth as three Skyhawks earned All-OVC honors. Spray highlighted the season by becoming just the program's third OVC Freshman of the Year while joining Feldhaus and Mason on the All-OVC second team.

The Skyhawks found success once again during the 2015-16 season, notching the program's eighth 20-win season after finishing with a 22-10 overall record and a 14-2 league mark despite playing with just seven healthy scholarship players for much of the year. The Skyhawks notched their third consecutive regular season title, ranking as the third program in conference history and first since 1993. After winning the season championship, the Skyhawks clinched their sixth straight postseason berth, earning a berth in the Women's NIT where they advanced to the second round before falling to Western Kentucky after defeating Memphis – notching the program's first postseason victory since 1999. With the squad's success, McMillan notched his second straight OVC Coach of the Year award – marking just the second time in league history that a coach has won the award in back-to-back seasons.

The 2014-15 season kept with the theme of several program firsts within McMillan's tenure while the squad's 22-11 overall record marked the program's seventh 20-win season. UT Martin notched yet another piece of OVC history after becoming just the sixth team in league history to finish the conference season with an unblemished record and just the second to finish 16-0. With the perfect conference record, the Skyhawks clinched their third OVC season title in the last four years while posting a league record of 46-2 during the stretch. The season also served as the fifth consecutive postseason appearance for the Skyhawks after earning an invitation to the Women's National Invitational Tournament against Ole Miss.

McMillan's 2013-14 squad recorded its sixth OVC championship during a four-year period with both a regular season and tournament championship. The McMillan led Skyhawks set new program records in victories with 24, while setting a new single season scoring record with 2,681 points en route to receiving the program's first votes in the USA TODAY Sports Top 25 Coaches' Poll and a near upset in the NCAA Tournament against No. 7 North Carolina.

The Skyhawks were led by the play of two premier senior guards in Heather Butler and Jasmine Newsome. Butler finished her career as UT Martin and the OVC's all-time leading scorer with 2,865 career points after being named the league's Player of the Year. Butler finished tied for 16th on the NCAA's all-time scoring list while scoring in double figures every game of her career, spanning 129 games and ranking fifth all-time. She also left the Skyhawks as the best three-point shooter in NCAA history after tying the career three-pointers record with 392.

Joining Butler with postseason accolades was the highly decorated Newsome. Newsome notched her third OVC Defensive Player of the Year honor while finishing her Skyhawk career as the school and league's second all-time leading scorer – second to Butler – with 2,566 career points. The two-time OVC Player of the Year was also named All-Mid Major Player of the Year and Mid Major All-American by College Sports Madness.

In his fourth year, the Skyhawks notched their third consecutive OVC Tournament championship during the 2012-13 season, downing No. 2 seed Tennessee Tech 87-80 in overtime on March 9, 2013. With the victory, UT Martin would advance to their third straight trip to the NCAA Tournament, to take on the Notre Dame Fighting Irish. The Skyhawks suffered a 97-64 setback to the eventual National Championship runner-up despite Butler scoring a tournament-best 37 points in the contest.

In 2011-12, McMillan's Skyhawks captured their second OVC Tournament championship in program history, downing No. 3 seed Tennessee Tech 82-65 on March 5. With the victory, UT Martin advanced to make its second consecutive NCAA Tournament appearance, traveling to the Horizon Center in Rosemont, Ill., to take on the Tennessee Lady Vols. The Skyhawks suffered a 72-49 setback to the hands of alumnus Pat Head Summitt.

Consisting of a roster of mostly West Tennessee players, the Skyhawks went 23-9 with a 15-1 OVC mark despite having a relatively young roster which featured just one senior. The 23-win season was the second consecutive 20-win slate for the Skyhawks while also leading the nation in scoring with 80.1 points per game. The Skyhawks were also the nation's top team in assist-to-turnover ratio (1.43) and sixth in assists (17.7 apg).

The 2010-11 season laid the foundation for the future, as three different Skyhawks combined to win an OVC Record 13 Freshmen of the Week honors along with the OVC Team Sportsmanship Award. McMillan's guided the team to a second place finish during the regular season before winning the program's first OVC Tournament title. With the title, the Skyhawks earned its first berth in the NCAA Tournament and played at Cameron Indoor Arena against the Duke Blue Devils.

The Skyhawks went 21-11 with a 14-4 OVC mark in 2010-11 despite having a roster that was the youngest team in America (only two years of Division-I experience heading into the season). The 20-win season was the first since 1998-99 and fourth 20-win campaign in program history.

McMillan's first season at UT Martin was a transformation in every sense of the work as he took over a program that had just finished 2-27 and went winless in conference play. Under his direction the Skyhawks finished the 2010-11 season with an overall record 11-19 while making the program's first OVC Tournament appearance since 2006-07. McMillan took his team all the way to the semifinals of the tournament along with being named OVC Coach of the Year and TSWA Women's Co-Head Coach of the Year.

Prior to being named head coach of the Skyhawks on June 15, 2009, McMillan posted a decorated career as a high school coach within the state of Tennessee. Through his 17 years in the prep ranks, the accumulated a record of 435-126 while winning one state championships and sporting six state tournament appearances. He has had coaching stints at Gibson County High School in Dyer (2007-09), Westview High School in Martin (1997-2005) and Millington High School in Millington (1990-97). McMillan was twice named the Jackson Sun's West Tennessee Coach of the Year in 2003 and 2009, while being tabbed district Coach of the Year 10 times. He also spent two season as an assistant coach at Middle Tennessee State.

McMillan played basketball at Wake Forest for one season (1985) before transferring to Rhodes College to finish out his career from 1986-89. At Rhodes, he was a three-time all-conference selection and in 1988 was named the Southern Collegiate Athletic Conference Player of the Year. In only three seasons, he scored 1,372 career points and still ranks ninth all-time at Rhodes for career points scored.

McMillan received his bachelor's degree in math and business in 1989 from Rhodes, then completed his master's in health and human performance at Middle Tennessee in 2007. He has two sons, Matt and Ben, along with one daughter, Alli.

## McMILLAN VS. ALL OPPONENTS

Air Force	2-0	Mississippi Valley State	2-0
Alabama	2-1	Missouri	0-6
Alabama Huntsville	2-0	Missouri State	0-1
Arizona	0-1	Morehead State	14-7
Arkansas	0-1	Murray State	24-7
Arkansas State	5-3	Nebraska	0-1
Austin Peay	22-5	Norfolk State	0-1
Baylor	0-1	North Carolina	0-1
Belmont	10-12	North Carolina A&T	2-1
Bowling Green	0-1	North Dakota	1-0
Central Arkansas	1-1	Northern Kentucky	0-1
Cincinnati	2-0	Northwestern	0-4
Chattanooga	2-4	Notre Dame	0-1
Christian Brothers	1-0	Ole Miss	0-1
Colorado	0-1	Ohio	0-1
Dayton	0-1	Ohio State	0-1
DePaul	0-1	Oral Roberts	0-1
Duke	0-1	Pepperdine	0-1
Eastern Illinois	22-9	Purdue	0-3
Eastern Kentucky	17-2	Purdue Fort Wayne	1-0
Eastern Washington	0-1	Quinnipiac	1-0
Evansville	6-1	Rhodes College	1-0
Florida State	0-1	Saint Louis	2-2
George Washington	0-0	Saint Mary's	0-1
Georgia State	1-1	Samford	4-2
Gonzaga	0-2	SIUE	16-8
Hawaii	0-1	South Dakota	1-0
Houston Baptist	1-0	South Dakota State	0-1
Illinois	0-2	Southeast Missouri	24-4
Illinois State	3-1	Southern Illinois	6-4
Indiana	0-2	Southern Indiana	1-0
Indiana State	1-3	Southern Mississippi	2-0
Iowa	0-1	Stanford	0-1
IUPUI	1-1	Tennessee	0-1
Jacksonville State	14-3	Tennessee State	15-5
Kansas State	0-1	Tennessee Tech	13-7
Kentucky	0-2	Troy	0-1
Lamar	0-1	UAB	0-1
Lipscomb	2-0	Vanderbilt	1-4
Little Rock	0-1	Virginia Tech	0-1
Louisiana	1-0	Western Carolina	2-0
Louisville	0-12	Western Kentucky	1-1
Marshall	0-2	Winthrop	1-0
Memphis	1-2		
Miami (Ohio)	2-0	Total	259-171
Mississippi State	0-2		

## McMILLAN'S RECORD WHEN...

Home Record:	130-37
Road Record:	98-109
Neutral:	28-25
OVC Overall:	172-58
OVC Home:	97-18
OVC Road:	74-40
Ranked opponents:	0-28
Top 10 opponents:	0-12
Leading at half:	204-35
Trailing at half:	49-131
Tied at half:	7-5
UTM outshoots opponent:	208-23
Opponent outshoots UTM:	48-147
UTM shoots more free throws:	179-50
Opponent shoots more free throws:	73-106
UTM shoots the same amount of free throws:	7-12
UTM outrebounds opponent:	127-15
Opponent outrebounds UTM:	125-146
UTM causes more turnovers:	204-65
Opponents causes more turnovers:	46-87
UTM ties in turnovers:	63-16
Nonconference tournaments:	5-16
OVC Tournament:	21-9
NCAA Tournament:	0-4
WNIT:	3-4
Record in November:	36-47
Record in December:	37-53
Record in January:	76-35
Record in February:	81-18
Record in March:	26-16
Games decided by less than five points:	43-50
Games decided by 6-10 points:	53-34
Games decided by 11-20 points:	77-45
Games decided by 20+ points:	86-21
UTM scores 59 or less points:	14-82
UTM scores 60-69 points:	54-51
UTM scores 70-79 points:	74-30
UTM scores 80-89 points:	73-9
UTM scores 90-99 points:	27-0
UTM scores 100+ points:	16-0
Overtime record:	4-10
Record after a loss:	89-68
Longest winning streak:	18 games (2014-15)
Longest losing streak:	6 games (2009/2017/2021)

# OHIO VALLEY CONFERENCE



## OVC WEEKLY AWARDS

### OVC PLAYER OF THE WEEK

Date	Player	Team
Nov. 15	<b>Kenley McCarn</b>	<b>UT Martin</b>
	Gia Adams	Tennessee State
Nov. 22	Lariah Washington	Eastern Illinois
Nov. 29	Ajulu Thatha	SIUE
	Meredith Riley	Southern Indiana
Dec. 6	Lariah Washington	Eastern Illinois
Dec. 13	Meredith Raley	Southern Indiana
Dec. 20	Lariah Washington	Eastern Illinois
Dec. 27	Mary McGrath	Lindenwood
	Hannah Haithcock	Southern Indiana
Jan. 3	Ajulu Thatha	SIUE
Jan. 10	Erica Haynes-Overton	Tennessee State
Jan. 17	Ajulu Thatha	SIUE
Jan. 24	-	-
Jan. 31	-	-
Feb. 7	-	-
Feb. 14	-	-
Feb. 21	-	-
Feb. 28	-	-

### OVC NEWCOMER OF THE WEEK

Date	Player	Team
Nov. 15	Jaiyah Smith	Little Rock
Nov. 22	Macy McGlone	Eastern Illinois
Nov. 29	Veronica Charles	Morehead State
Dec. 6	Veronica Charles	Morehead State
Dec. 13	Erica Haynes-Overton	Tennessee State
Dec. 20	Nikki Metcalfe	Little Rock
Dec. 27	KK Rodriguez	SIUE
Jan. 3	Veronica Charles	Morehead State
	Erica Haynes-Overton	Tennessee State
Jan. 10	Macy McGlone	Eastern Illinois
	Erica Haynes-Overton	Tennessee State
Jan. 17	Macy McGlone	Eastern Illinois
Jan. 24	-	-
Jan. 31	-	-
Feb. 7	-	-
Feb. 14	-	-
Feb. 21	-	-
Feb. 28	-	-

### OVC FRESHMAN OF THE WEEK

Date	Player	Team
Nov. 15	<b>Kenley McCarn</b>	<b>UT Martin</b>
Nov. 22	<b>Kenley McCarn</b>	<b>UT Martin</b>
Nov. 29	<b>Sharnecce Currie-Jelks</b>	<b>UT Martin</b>
Dec. 6	<b>Sharnecce Currie-Jelks</b>	<b>UT Martin</b>
Dec. 13	Faith Lee	Little Rock
	Alecia Doyle	Southeast Missouri
Dec. 20	<b>Sharnecce Currie-Jelks</b>	<b>UT Martin</b>
Dec. 27	Faith Lee	Little Rock
Jan. 3	Reagan Hurst	Tennessee Tech
Jan. 10	<b>Sharnecce Currie-Jelks</b>	<b>UT Martin</b>
Jan. 17	<b>Josie Storey</b>	<b>UT Martin</b>
Jan. 24	-	-
Jan. 31	-	-
Feb. 7	-	-
Feb. 14	-	-
Feb. 21	-	-
Feb. 28	-	-



## OVC STANDINGS

SCHOOL	OVC	PCT.	H	A	STREAK	OVERALL	PCT.	H	A	N	STREAK
Eastern Illinois	7-0	1.000	4-0	3-0	W7	15-3	.833	8-2	7-1	0-0	W7
Little Rock	6-1	.857	4-0	2-1	W1	9-9	.500	7-3	2-6	0-0	W1
Tennessee Tech	5-2	.714	2-1	3-1	L1	11-6	.647	7-1	4-5	0-0	L1
SIUE	4-3	.571	3-1	1-2	W2	5-13	.278	3-4	2-8	0-1	W2
<b>UT Martin</b>	<b>3-4</b>	<b>.429</b>	<b>2-1</b>	<b>1-3</b>	<b>L1</b>	<b>7-11</b>	<b>.389</b>	<b>3-3</b>	<b>3-6</b>	<b>1-2</b>	<b>L1</b>
Southern Indiana	3-4	.429	2-2	1-2	W1	9-9	.500	6-3	3-6	0-0	W1
Southeast Missouri	3-4	.429	2-1	1-3	W3	8-10	.444	7-1	1-8	0-1	W3
Tennessee State	2-5	.286	1-3	1-2	L2	7-11	.389	6-4	1-7	0-0	L2
Morehead State	2-5	.286	1-2	1-3	L4	6-12	.333	5-3	1-9	0-0	L4
Lindenwood	0-7	.000	0-3	0-4	L7	1-17	.056	1-5	0-9	0-3	L9



## OVC SCHEDULE AT A GLANCE

### Saturday, January 21

Tennessee State at Little Rock*	1 pm	ESPN+
Morehead State at Lindenwood*	1 pm	ESPN+
Southern Indiana at SIUE*	1 pm	ESPN+
Eastern Illinois at UT Martin*	1 pm	ESPN+
Tennessee Tech at Southeast Missouri*	2 pm	ESPN+

### Thursday, January 26

SIUE at Tennessee Tech*	3 pm	ESPN+
Little Rock at Morehead State*	4 pm	ESPN+
Tennessee State at Southeast Missouri*	5 pm	ESPN+
Eastern Illinois at Southern Indiana*	5 pm	ESPN+
Lindenwood at UT Martin*	5:30 pm	ESPN+



## PRESEASON HONORS

### Predicted Order of Finish

1.	Tennessee Tech (11 first-place votes)	147
2.	<b>UT Martin (Four first-place votes)</b>	<b>134</b>
3.	Little Rock (Four first-place votes)	129
4.	Eastern Illinois	115
5.	Tennessee State (One first-place vote)	95
6.	SIUE	83
7.	Southern Indiana	66
8.	Southeast Missouri	61
9.	Lindenwood	33
	Morehead State	33

### Preseason All-OVC Team

Lariah Washington, Eastern Illinois	G	Sr.
<b>Paige Pipkin, UT Martin</b>	<b>G</b>	<b>Gr.</b>
Gia Adams, Tennessee State	G	So.
<b>Shae Littleford, UT Martin</b>	<b>G</b>	<b>So.</b>
Mikayla Kinnard, SIUE	G	Sr.
Jada Guinn, Tennessee Tech	G	Sr.
Jordan Brock, Tennessee Tech	G	Gr.
Anna Walker, Tennessee Tech	F	Jr.
<b>Seygan Robins, UT Martin</b>	<b>G</b>	<b>Gr.</b>
Hannah Haithcock, Southern Indiana	F	Sr.
Kennedi Watkins, Southeast Missouri	F	So.
Morgan Litwiller, Eastern Illinois	F	Sr.



## STATISTICAL LEADERS

### SCORING

Rk.Name	GP	FG	3FG	FT	PTS	PPG
1. Lariah Washington-EIU	18	130	16	55	331	18.4
2. Hannah Haithcock-USI	18	104	1	65	274	15.2
3. Erica Haynes-Overton-TSU	17	87	10	64	248	14.6
4. Gia Adams-TSU	17	81	21	52	235	13.8
5. Maaliya Owens-TTU	16	81	42	10	214	13.4
<b>6. Sharnecce Currie-Jel-UTM</b>	<b>16</b>	<b>91</b>	<b>3</b>	<b>28</b>	<b>213</b>	<b>13.3</b>
7. Vanessa Shafford-USI	18	84	40	28	236	13.1
8. Meredith Raley-USI	18	82	11	56	231	12.8
9. Veronica Charles-MOR	18	82	28	32	224	12.4
10. Mary McGrath-LIN	18	91	25	11	218	12.1

### REBOUNDING

Rk.Name	GP	OFF	DEF	TOT	RPG
1. Macy McGlone-EIU	18	55	82	137	7.6
2. Ajulu Thatha-SIUE	18	42	92	134	7.4
3. Vanessa Shafford-USI	18	25	102	127	7.1
4. Jaiyah Harris-Smith-LR	18	30	94	124	6.9
5. Lyric Cole-TSU	18	35	86	121	6.7

### ASSISTS

Rk.Name	GP	NO.	APG
1. Sandra Lin-MOR	18	94	5.2
2. Jaiyah Harris-Smith-LR	18	93	5.2
3. Miah Monahan-EIU	18	86	4.8
4. Jada Guinn-TTU	17	61	3.6
<b>5. Shae Littleford-UTM</b>	<b>15</b>	<b>53</b>	<b>3.5</b>



## BREAKING DOWN EASTERN ILLINOIS



## SERIES HISTORY

- Overall: 40-21
- In Martin: 23-6
- In Charleston: 13-14
- Active Streak: UTM W1
- McMillan vs. Eastern Illinois: 22-9

## LAST 10 MEETINGS (7-3)

Date	H/A/N	Result
2/12/22	A	W, 58-45
1/27/22	H	L, 81-77
3/3/21	N	W, 65-56
2/27/21	A	W, 69-63
1/28/21	H	W, 70-50
3/6/20	N	W, 63-52
2/15/20	H	W, 88-64
1/23/20	A	L, 74-70
1/24/19	H	W, 90-66
1/3/19	A	L, 77-71



## LAST MEETING

Charleston, Ill. | Feb. 12, 2022

## UT Martin 58

##	Player	GS	MIN	FG	3PT	FT	O-B-T	PF	A	TO	B	S	PTS
11	Littleford, Shae	*	38	3-12	2-4	5-6	0-4-4	2	5	1	0	2	13
34	Forbes, Holly	*	37	2-5	0-2	3-3	1-4-5	4	3	3	0	1	7
35	Pipkin, Paige	*	31	2-8	1-6	2-2	1-6-7	2	1	3	0	5	7
02	Thompson, Ella	*	20	3-5	0-2	0-0	0-1-1	3	0	1	1	2	6
31	Grant, Kyannah	*	22	2-3	0-0	0-0	0-2-2	0	1	1	0	0	4
05	Robins, Seygan		30	5-9	4-8	0-0	2-3-5	2	4	2	0	0	14
23	Harrison, Hayley		11	1-3	0-1	2-2	0-4-4	0	0	2	0	0	4
00	Davis, Emma		8	1-2	1-2	0-0	0-1-1	0	1	0	0	0	3
25	Simpson-Whiteley, S.		3	0-0	0-0	0-0	1-1-2	0	0	1	0	0	0
10	Johnson, Raegan	0+	0-0	0-0	0-0	0-0	0-0-0	0	0	0	0	0	0
16	Hurst, Mia	0+	0-0	0-0	0-0	0-0	0-0-0	0	0	0	0	0	0
TM TEAM		0	0-0	0-0	0-0	0-1-1	0-0-1	0	0	3	0	0	0
Totals		-	200	19-47	8-25	12-13	5-27-32	13	15	17	1	10	58

## Shooting Summary

	FG	3PT	FT
1st Quarter	15.38 %	14.29 %	0.00 %
2nd Quarter	45.45 %	42.86 %	83.33 %
3rd Quarter	53.85 %	50.00 %	100.00 %
4th Quarter	50.00 %	20.00 %	100.00 %
Total	40.4 %	32.0 %	92.3 %

## Eastern Illinois 45

##	Player	GS	MIN	FG	3PT	FT	O-B-T	PF	A	TO	B	S	PTS
01	Kira Arthofer	*	32	4-13	0-2	4-5	2-1-3	2	6	4	0	5	12
22	Lariah Washington	*	28	4-12	2-5	0-2	1-2-3	3	0	4	0	0	10
41	Abby Wahl	*	29	2-6	0-1	0-0	2-3-5	3	0	2	0	2	4
24	Morgan Litwiller	*	25	1-5	1-2	1-2	0-4-4	3	1	1	0	0	4
02	Jordyn Hughes	*	28	0-2	0-1	0-0	0-1-1	1	1	4	0	1	0
20	Julia Bengtson		23	3-4	1-2	0-0	0-1-1	1	0	2	0	0	7
03	Miah Monahan		13	2-5	0-1	0-2	1-3-4	1	0	1	0	2	4
25	Taris Thornton		13	1-4	0-0	2-2	1-2-3	2	2	0	0	0	4
32	Parker Stafford		9	0-0	0-0	0-0	1-2-3	1	0	0	0	1	0
TM TEAM		0	0-0	0-0	0-0	0-4-4	0-0-4	0	0	0	0	0	0
Totals		-	200	17-51	4-14	7-13	8-23-31	17	10	18	0	11	45

## Shooting Summary

	FG	3PT	FT
1st Quarter	54.55 %	0.00 %	50.00 %
2nd Quarter	36.36 %	33.33 %	71.43 %
3rd Quarter	7.14 %	0.00 %	0.00 %
4th Quarter	40.00 %	37.50 %	50.00 %
Total	33.3 %	28.6 %	53.8 %

## Score by Periods

	1st	2nd	3rd	4th	Total
UT Martin	5	18	19	16	58
Eastern Ill.	13	14	2	16	45



## EASTERN ILLINOIS SEASON STATISTICS

## Game Records

Record	Overall	Home	Away	Neutral
ALL GAMES	15-3	8-2	7-1	0-0
CONFERENCE	7-0	4-0	3-0	0-0
NON-CONFERENCE	8-3	4-2	4-1	0-0

## Score by Periods

Team	1st	2nd	3rd	4th	OT	TOT
Eastern Ill.	309	293	322	336	0	1260
Opponents	264	243	277	331	0	1115

## Team Box Score

No.	Player	GP-GS	MIN	AVG	FG-FGA	FG%	3FG-3FGA	3FG%	FT-FTA	FT%	OFF	DEF	TOT	AVG	PF	DQ	A	TO	BLK	STL	PTS	AVG
22	WASHINGTON, Lariah	18-18	615:19	34.2	130-271	.480	16-50	.320	55-65	.846	15	63	78	4.3	36	1	62	32	0	25	331	18.4
33	MCGLONE, Macy	18-18	470:17	26.1	79-155	.510	0-6	.000	50-66	.758	55	82	137	7.6	53	2	15	39	22	22	208	11.6
24	LITWILLER, Morgan	16-16	407:46	25.5	53-118	.449	24-55	.436	22-29	.759	20	63	83	5.2	37	1	18	34	6	10	152	9.5
3	MONAHAN, Miah	18-18	562:49	31.3	58-139	.417	21-66	.318	13-18	.722	9	53	62	3.4	16	0	86	50	0	27	150	8.3
25	THORNTON, Taris	15-2	244:18	16.3	40-79	.506	3-13	.231	37-58	.638	20	30	50	3.3	38	1	15	27	5	14	120	8.0
20	BENGTSON, Julia	18-8	293:14	16.3	31-87	.356	15-48	.313	10-13	.769	13	20	33	1.8	17	0	19	10	1	10	87	4.8
21	PURCELL, Hannah	17-0	216:32	12.7	25-61	.410	1-11	.091	10-13	.769	17	23	40	2.4	16	0	8	14	2	7	61	3.6
4	JOHNSON, Lyric	18-10	439:26	24.4	22-62	.355	2-14	.143	15-24	.625	22	61	83	4.6	27	2	39	34	5	18	61	3.4
5	MAULUCCI, Jacqueline	14-0	124:55	8.9	14-41	.341	7-23	.304	3-5	.600	1	9	10	0.7	6	0	8	9	0	7	38	2.7
2	MEIDEL, Emily	10-0	90:17	9.0	9-21	.429	3-13	.231	1-2	.500	4	7	11	1.1	6	0	2	4	0	3	22	2.2
10	CAMERON, Haley	15-0	83:44	5.6	9-25	.360	4-17	.235	3-3	1.000	5	10	15	1.0	15	1	7	6	1	1	25	1.7
14	COLSON, Ellie	10-0	51:22	5.1	2-11	.182	0-0	.000	1-4	.250	1	5	6	0.6	15	0	4	6	0	0	5	0.5
Team											28	46	74					7				
Total		18	3600		472-1070	.441	96-316	.304	220-300	.733	210	472	682	37.9	282	8	283	272	42	144	1260	70.0
Opponents		18	3600		399-1062	.376	116-366	.317	201-274	.734	209	416	625	34.7	270	2	228	291	39	132	1115	61.9

## Team Statistics

	EIU	OPP
Scoring	1260	1115
Points per game	70.0	61.9
Scoring margin	+8.1	-
Field goals-att	472-1070	399-1062
Field goal pct	.441	.376
3 point fg-att	96-316	116-366
3-point FG pct	.304	.317
3-pt FG made per game	5.3	6.4
Free throws-att	220-300	201-274
Free throw pct	.733	.734
F-Throws made per game	12.2	11.2
Rebounds	682	625
Rebounds per game	37.9	34.7
Rebounding margin	+3.2	-
Assists	283	228
Assists per game	15.7	12.7
Turnovers	272	291
Turnovers per game	15.1	16.2
Turnover margin	+1.1	-
Assist/turnover ratio	1.0	0.8
Steals	144	132
Steals per game	8.0	7.3
Blocks	42	39
Blocks per game	2.3	2.2
Winning streak	7	-
Home win streak	5	-
Attendance	4921	6754
Home games-Avg/Game	10-492	8-844
Neutral site-Avg/Game	-	0-0

## Team Results

Date	Opponent	Score	Att.
11/07/2022	Mo.-St. Louis	W 65-54	184
11/14/2022	at Western Ill.	W 64-62	475
11/16/2022	at Valparaiso	W 73-67	205
11/20/2022	Loyola Chicago	W 83-73	481
11/22/2022	at Chicago St.	W 87-64	50
11/28/2022	Wright St.	W 96-67	489
12/03/2022	NIU	L 69-71	625
12/06/2022	Bradley	L 61-72	416
12/10/2022	at Milwaukee	W 51-45	539
12/18/2022	Central Mich.	W 78-67	353
12/22/2022	at Minnesota	L 48-59	3038
12/29/2022	Lindenwood	W 75-62	414
12/31/2022	Southern Ind.	W 69-58	629
01/05/2023	at Tennessee Tech	W 67-62	1259
01/07/2023	at Morehead St.	W 79-62	650
01/12/2023	SIUE	W 88-79	743
01/14/2023	Little Rock	W 44-33	587
01/19/2023	at Tennessee St.	W 63-58	538



## EASTERN ILLINOIS PANTHERS ROSTER

No.	Name	Pos.	Ht.	Class	Hometown / Previous School)
1	Ella Lune	F	6-0	Fr.	Brimfield, Ill. / Brimfield
2	Emily Meidel	F	5-11	Jr.	Danville, Ill. / Bismarck-Henning
3	Miah Monahan	G	5-8	So.	Silver Lake, Minn. / Glencoe-Silver Lake
4	Lyric Johnson	G	5-9	Fr.	Hortonville, Wis. / Hortonville
5	Jacqueline Maulucci	G	5-8	Jr.	Fishers, Ind. / Hamilton Southeastern
10	Haley Cameron	F	6-0	Jr.	Dayton, Tenn. / Rhea County
11	Alana Vinson	G	5-11	R-So.	Indianapolis, Ind. / Roncalli
14	Ellie Colson	C	6-1	So.	Thompson's Station, Tenn. / Summit
20	Julia Bengtson	G	5-8	So.	Becker, Minn. / Becker
21	Hannah Purcell	F	6-0	Jr.	Annandale, Minn. / Annandale
22	Lariah Washington	G	5-9	Sr.	St. Cloud, Minn. / Apollo
23	Sydney-James Desroches	F	6-0	Fr.	Miami, Fla. / Rossvieview (Tenn.)
24	Morgan Litwiller	F	5-11	Sr.	Goshen, Ind. Northridge
25	Taris Thornton	F	6-0	So.	Chicago, Ill. / Willowbrook
33	Macy McGlone	F	6-3	So.	Greenville, Wis. / Hortonville

Head Coach: Matt Bollant

# TEAM GAME HIGHS AND LOWS

	UT MARTIN		OPPONENT	
	HIGH	LOW	HIGH	LOW
• Points	84 vs. Troy (11/10)	36 at South Dakota State (12/12)	89 vs. Troy (11/10)	48 vs. Morehead State (12/31)
• First Quarter Points	28 vs. Purdue Fort Wayne (11/23)	6 at South Dakota State (12/12)	21 vs. Norfolk State (11/22)	7 at Little Rock (12/29)
• Second Quarter Points	23 vs. Southeast Missouri (1/5)	7, 2x, vs. Morehead State (12/31)	28 vs. Tennessee Tech (1/7)	8, 2x, vs. Purdue Fort Wayne (11/23)
• First-Half Points	42, 2x, vs. Southeast Missouri (1/5)	15 at South Dakota State (12/12)	41 vs. Murray State (11/30)	20, 2x, vs. Southeast Missouri (1/5)
• Third Quarter Points	23 vs. Morehead State (12/31)	9 at Missouri (11/17)	24, 2x, at South Dakota State (12/12)	5 at Little Rock (12/29)
• Fourth Quarter Points	30 at Southern Indiana (1/14)	9 at South Dakota State (12/12)	31 vs. Troy (11/10)	6 vs. Arkansas State (11/14)
• Second-Half Points	47 vs. Troy (11/10)	21 at South Dakota State (12/12)	53 vs. Troy (11/10)	14 at Little Rock (12/29)
• Field Goals Made	31 vs. Troy (11/10)	14 at South Dakota State (12/12)	32 vs. Troy (11/10)	17 at Little Rock (12/29)
• Field Goal Att.	58 at Vanderbilt (12/4)	44, 3x, at Southeast Missouri (1/19)	84 vs. Troy (11/10)	42 at Vanderbilt (12/4)
• Field Goal %	56.4 vs. Troy (11/10)	29.8 at South Dakota State (12/12)	56.5 at South Dakota State (12/12)	31.1 vs. Purdue Fort Wayne (11/23)
• 3-PT Field Goals Made	10, 2x, vs. Morehead State (12/31)	1 vs. Tennessee Tech (1/7)	10, 3x, at South Dakota State (12/12)	3 at Little Rock (12/29)
• 3-PT Field Goal Att.	26, 2x, vs. Morehead State (12/31)	12 at Little Rock (12/29)	33 vs. Troy (11/10)	11 at Little Rock (12/29)
• 3-PT Field Goal %	47.4 at Missouri (11/17)	21.1 vs. Murray State (11/30)	62.5 vs. Murray State (11/30)	24.0 at Missouri (11/17)
• FT Made	20 at Southern Indiana (1/14)	3 at South Dakota State (12/12)	16 vs. Norfolk State (11/22)	2 vs. Morehead State (12/31)
• FT Attempts	30 at Southern Indiana (1/14)	4 at Vanderbilt (12/4)	27 at Missouri State (12/17)	5 vs. Morehead State (12/31)
• FT Percentage	100.0, 2x, vs. Morehead State (12/31)	42.9 at South Dakota State (12/12)	92.9 vs. Murray State (11/30)	36.5 vs. Arkansas State (11/14)
• Offensive Rebounds	14 vs. Arkansas State (11/14)	4, 2x, at South Dakota State (12/12)	25 vs. Troy (11/10)	5 vs. Morehead State (12/31)
• Defensive Rebounds	30, 2x, vs. Purdue Fort Wayne (11/23)	11 vs. Norfolk State (11/22)	33 vs. Murray State (11/30)	17 vs. Purdue Fort Wayne (11/23)
• Total Rebounds	40 vs. Arkansas State (11/14)	18 vs. Norfolk State (11/22)	45 at Missouri State (12/17)	26 vs. Morehead State (12/31)
• Assists	21 vs. Southeast Missouri (1/5)	7, 2x, at South Dakota State (12/12)	22 at South Dakota State (12/12)	10, 2x, vs. Purdue Fort Wayne (11/23)
• Steals	16 vs. Morehead State (12/31)	6, 3x, at South Dakota (12/14)	19 vs. Troy (11/10)	0 vs. Arkansas State (11/14)
• Blocked Shots	8 vs. Murray State (11/30)	0, 2x, at Southern Indiana (1/14)	6 vs. Arkansas State (11/14)	1, 2x, at South Dakota (12/14)
• Turnovers	29 vs. Troy (11/10)	6 vs. Arkansas State (11/14)	25 vs. Norfolk State (11/22)	13 vs. Troy (11/10)
• Fouls	24 vs. Southeast Missouri (1/5)	8 vs. Morehead State (12/31)	22 vs. Arkansas State (11/14)	13, 2x, vs. Morehead State (12/31)

# INDIVIDUAL GAME HIGHS

	UT MARTIN	OPPONENT
• Points	31, Kenley McCarn vs. Troy (11/10)	31, Katelyn Young vs. Murray State (11/30)
• Field Goals Made	12, Kenley McCarn vs. Troy (11/10)	10, Katelyn Young vs. Murray State (11/30)
• Field Goals Attempted	19, 3x, last by Sharnece Currie-Jelks at South Dakota (12/14)	15, 2x, Katelyn Young vs. Murray State (11/30)
• 3-Point FGs Made	5, Seygan Robins at South Dakota (12/14)	5, Roshala Scott vs. Marshall (11/21)
• 3-Point FGs Att.	9, 3x, last by Josie Storey at Southern Indiana (1/14)	8, Mailyn Wilkerson vs. Arkansas State (11/14)
• Free Throws Made	7, Sharnece Currie-Jelks vs. Norfolk State (11/22)	8, Katelyn Young vs. Murray State (11/30)
• Free Throws Att.	8, Sharnece Currie-Jelks vs. Norfolk State (11/22)	8, Katelyn Young vs. Murray State (11/30)
• Offensive Rebounds	5, Sharnece Currie-Jelks vs. Southeast Missouri (1/5)	9, 2x, Makoye Diawara vs. Norfolk State (11/22)
• Defensive Rebounds	11, Sharnece Currie-Jelks vs. Troy (11/10)	10, 2x, Katelyn Young vs. Murray State (11/30)
• Total Rebounds	15, Sharnece Currie-Jelks vs. Troy (11/10)	16, Makoye Diawara vs. Norfolk State (11/22)
• Assists	8, Shae Littleford at Vanderbilt (12/4)	10, Sharonica Hartsfield vs. Troy (11/10)
• Steals	5, Seygan Robins vs. Morehead State (12/31)	8, Sharonica Hartsfield vs. Troy (11/10)
• Blocked Shots	4, Sharnece Currie-Jelks vs. Murray State (11/30)	3, Kiayra Ellis vs. Arkansas State (11/14)
• Turnovers	8, 2x, last by Shae Littleford vs. Norfolk State (11/22)	7, Deja Francis vs. Norfolk State (11/22)
• Minutes Played	39, Shae Littleford vs. Arkansas State (11/14)	38, Izzy Higginbottom vs. Arkansas State (11/14)



## MISCELLANEOUS STATS

### Double-Figure Scoring Games

Player	19-20	20-21	21-22	22-23	Career
Paige Pipkin	-	8	16	6	30
Seygan Robins	-	7	8	5	20
Shae Littleford	-	-	14	10	24
Sharnecce Currie-Jelks	-	-	-	11	11
Anaya Brown	-	-	-	6	6
Josie Storey	-	-	-	5	5
Kenley McCarn	-	-	-	4	4
Ella Thompson	-	-	3	-	3

### 20-Point Scoring Games

Player	19-20	20-21	21-22	22-23	Career
Paige Pipkin	-	1	3	1	5
Sharnecce Currie-Jelks	-	-	-	3	3
Shae Littleford	-	-	1	1	2
Josie Storey	-	-	-	1	1
Seygan Robins	-	0	1	-	1
Kenley McCarn	-	-	-	1	1

### 30-Point Scoring Games

Player	19-20	20-21	21-22	22-23	Career
Paige Pipkin	-	0	1	-	1
Kenley McCarn	-	-	-	1	1
Sharnecce Currie-Jelks	-	-	-	1	1

### Double-Figure Rebounding Games

Player	19-20	20-21	21-22	22-23	Career
Ella Thompson	-	-	2	-	2
Sharnecce Currie-Jelks	-	-	-	2	2
Anaya Brown	-	-	-	1	1

### Double-Doubles

Player	19-20	20-21	21-22	22-23	Career
Sharnecce Currie-Jelks	-	-	-	2	2
Ella Thompson	-	-	1	-	1
Anaya Brown	-	-	-	1	1

### 5+ Assist Games

Player	19-20	20-21	21-22	22-23	Career
Seygan Robins	-	5	2	3	10
Paige Pipkin	-	5	2	-	7
Shae Littleford	-	-	1	4	5
Josie Storey	-	-	-	2	2

### 3+ Steal Games

Player	19-20	20-21	21-22	22-23	Career
Seygan Robins	-	6	5	5	16
Paige Pipkin	-	1	7	2	10
Shae Littleford	-	-	6	4	10
Ella Thompson	-	-	3	-	3
Josie Storey	-	-	-	1	1
Lexi Rubel	-	-	-	1	1

### 3+ Block Games

Player	19-20	20-21	21-22	22-23	Career
Anaya Brown	-	-	-	2	2
Sharnecce Currie-Jelks	-	-	-	1	1



## GAME-BY-GAME STARTERS

Date	Opponent	G	G	G	G/F	F	Record
Nov. 10	TROY	Littleford	Robins	McCarn	Rubel	Currie-Jelks	0-1
Nov. 14	ARKANSAS ST	Littleford	Robins	McCarn	Rubel	Currie-Jelks	1-1
Nov. 17	at Missouri	Littleford	Robins	McCarn	Rubel	Currie-Jelks	1-2
Nov. 21	vs. Marshall	Littleford	Boykin	Pipkin	Rubel	Currie-Jelks	1-3
Nov. 22	vs. Norfolk State	Littleford	Robins	Pipkin	Rubel	Currie-Jelks	1-4
Nov. 23	vs. Purdue Fort Wayne	Littleford	Robins	Pipkin	Rubel	Currie-Jelks	2-4
Nov. 30	MURRAY STATE	Littleford	Robins	Pipkin	Rubel	Currie-Jelks	2-5
Dev. 4	at Vanderbilt	Littleford	Robins	Pipkin	Rubel	Currie-Jelks	3-5
Dec. 12	at South Dakota State	Robins	Pipkin	Storey	Brown	Currie-Jelks	3-6
Dec. 14	at South Dakota	Robins	Pipkin	Storey	Brown	Currie-Jelks	4-6
Dec. 17	at Missouri State	Robins	Pipkin	Storey	Brown	Currie-Jelks	4-7
Dec. 29	at Little Rock*	Littleford	Robins	Pipkin	Brown	Currie-Jelks	4-8, 0-1
Dec. 31	MOREHEAD STATE*	Littleford	Robins	Storey	Brown	Currie-Jelks	5-8, 1-1
Jan. 5	SOUTHEAST MISSOURI*	Littleford	Robins	Storey	Brown	Currie-Jelks	6-8, 2-1
Jan. 7	TENNESSEE TECH*	Littleford	Robins	Storey	Brown	Currie-Jelks	6-9, 2-2
Jan. 12	at Tennessee State*	Littleford	Robins	Storey	Brown	Rubel	6-10, 2-3
Jan. 14	at Southern Indiana*	Littleford	Robins	Storey	Brown	Rubel	7-10, 3-3
Jan. 19	at Southeast Missouri*	Littleford	Robins	Storey	Brown	Rubel	7-11, 3-4
Jan. 21	EASTERN ILLINOIS*	-	-	-	-	-	-
Jan. 26	LINDENWOOD*	-	-	-	-	-	-
Jan. 28	SOUTHERN INDIANA*	-	-	-	-	-	-
Feb. 2	at SIUE*	-	-	-	-	-	-
Feb. 4	at Lindenwood*	-	-	-	-	-	-
Feb. 6	at Evansville	-	-	-	-	-	-
Feb. 9	at Eastern Illinois*	-	-	-	-	-	-
Feb. 11	LITTLE ROCK*	-	-	-	-	-	-
Feb. 16	SIUE*	-	-	-	-	-	-
Feb. 18	at Tennessee Tech*	-	-	-	-	-	-
Feb. 23	TENNESSEE STATE*	-	-	-	-	-	-
Feb. 25	at Morehead State*	-	-	-	-	-	-



## LEADS AND DEFICITS

Date	Opponent	Largest Lead	Largest Deficit	Scoring Margin	Time Led	Time Trailing	Lead/Ties Changes	Result
Nov. 10	TROY	5	14	-5	18:16	16:09	13/10	L, 89-84
Nov. 14	ARKANSAS ST	19	10	+19	15:30	22:05	8/1	W, 73-54
Nov. 17	at Missouri	5	14	-5	14:45	20:44	14/5	L, 60-55
Nov. 21	vs. Marshall	0	16	-13	0:00	39:23	0/0	L, 70-57
Nov. 22	vs. Norfolk State	0	23	-15	0:00	38:06	0/0	L, 70-55
Nov. 23	vs. Purdue Fort Wayne	30	0	+30	39:21	0:00	0/0	W, 81-51
Nov. 30	MURRAY STATE	3	21	-19	2:13	36:55	1/1	L, 71-52
Dev. 4	at Vanderbilt	21	3	+12	34:15	1:56	3/3	W, 66-54
Dec. 12	at South Dakota State	2	43	-39	0:24	35:33	3/3	L, 75-36
Dec. 14	at South Dakota	11	6	+6	24:52	11:13	6/4	W, 67-61
Dec. 17	at Missouri State	3	9	-9	2:42	32:45	2/4	L, 68-59
Dec. 29	at Little Rock*	6	13	-1	12:21	26:13	3/1	L, 45-44
Dec. 31	MOREHEAD STATE*	18	3	+15	35:30	2:24	2/1	W, 63-48
Jan. 5	SOUTHEAST MISSOURI*	36	2	+19	36:40	0:35	3/2	W, 77-58
Jan. 7	TENNESSEE TECH*	3	15	-12	9:10	27:11	7/5	L, 61-49
Jan. 12	at Tennessee State*	9	10	-4	17:10	16:49	16/6	L, 71-67
Jan. 14	at Southern Indiana*	7	14	+3	8:10	29:58	2/3	W, 63-60
Jan. 19	at Southeast Missouri*	12	3	-2	33:30	5:23	7/5	L, 56-54
Jan. 21	EASTERN ILLINOIS*	-	-	-	-	-	-	-
Jan. 26	LINDENWOOD*	-	-	-	-	-	-	-
Jan. 28	SOUTHERN INDIANA*	-	-	-	-	-	-	-
Feb. 2	at SIUE*	-	-	-	-	-	-	-
Feb. 4	at Lindenwood*	-	-	-	-	-	-	-
Feb. 6	at Evansville	-	-	-	-	-	-	-
Feb. 9	at Eastern Illinois*	-	-	-	-	-	-	-
Feb. 11	LITTLE ROCK*	-	-	-	-	-	-	-
Feb. 16	SIUE*	-	-	-	-	-	-	-
Feb. 18	at Tennessee Tech*	-	-	-	-	-	-	-
Feb. 23	TENNESSEE STATE*	-	-	-	-	-	-	-
Feb. 25	at Morehead State*	-	-	-	-	-	-	-





## GAME-BY-GAME LEADERS

Date	Opponent	Points	Rebounds	Assists	Steals	Blocks
Nov. 10	TROY	McCarn (31)	Currie-Jelks (15)	Littleford (5)	Littleford (4)	McCarn (2)
Nov. 14	ARKANSAS ST	Pipkin (23)	Currie-Jelks (8)	Littleford (6)	Pipkin (3)	3 Tied (1)
Nov. 17	at Missouri	McCarn (15)	Brown (8)	Littleford (3)	3 Tied (2)	Rubel (1)
Nov. 21	vs. Marshall	McCarn (14)	Rubel (6)	Pipkin (4)	Robins (3)	Brown (1)
Nov. 22	vs. Norfolk State	Currie-Jelks (15)	3 Tied (3)	Robins (5)	Littleford/Storey (3)	None
Nov. 23	vs. Purdue Fort Wayne	Currie-Jelks (21)	Rubel/Brown (7)	Robins (4)	3 Tied (2)	3 Tied (1)
Nov. 30	MURRAY STATE	Currie-Jelks (13)	Currie-Jelks (9)	Pipkin (4)	3 Tied (3)	Currie-Jelks (4)
Dec. 4	at Vanderbilt	Pipkin (19)	Currie-Jelks (7)	Littleford (8)	Rubel (3)	Pipkin (1)
Dec. 12	at South Dakota State	Currie-Jelks (14)	Brown (5)	Robins (3)	3 Tied (2)	Currie-Jelks (1)
Dec. 14	at South Dakota	Currie-Jelks (23)	Brown (11)	Storey (5)	Robins (4)	Brown (2)
Dec. 17	at Missouri State	Currie-Jelks/Robins (14)	Brown (8)	Brown/Pipkin (2)	Robins (4)	3 Tied (1)
Dec. 29	at Little Rock*	Brown (12)	Currie-Jelks/Robins (7)	Robins (4)	Brown/Rubel (1)	Brown (1)
Dec. 31	MOREHEAD STATE*	Storey (15)	Currie-Jelks (8)	Littleford (4)	Robins (5)	Currie-Jelks (2)
Jan. 5	SOUTHEAST MISSOURI*	Currie-Jelks (30)	Currie-Jelks (13)	Littleford/Storey (6)	6 Tied (2)	Brown (4)
Jan. 7	TENNESSEE TECH*	Brown (13)	Brown (9)	Rubel (4)	Rubel (3)	Brown (3)
Jan. 12	at Tennessee State*	Storey (18)	Rubel (9)	Robins (7)	Robins/Littleford (2)	Brown/Robins (1)
Jan. 14	at Southern Indiana*	Littleford (21)	Brown (9)	Littleford (4)	Littleford (4)	None
Jan. 19	at Southeast Missouri*	Storey (12)	Brown (8)	Littleford (6)	Robins (3)	Brown (2)
Jan. 21	EASTERN ILLINOIS*	-	-	-	-	-
Jan. 26	LINDENWOOD*	-	-	-	-	-
Jan. 28	SOUTHERN INDIANA*	-	-	-	-	-
Feb. 2	at SIUE*	-	-	-	-	-
Feb. 4	at Lindenwood*	-	-	-	-	-
Feb. 6	at Evansville	-	-	-	-	-
Feb. 9	at Eastern Illinois*	-	-	-	-	-
Feb. 11	LITTLE ROCK*	-	-	-	-	-
Feb. 16	SIUE*	-	-	-	-	-
Feb. 18	at Tennessee Tech*	-	-	-	-	-
Feb. 23	TENNESSEE STATE*	-	-	-	-	-
Feb. 25	at Morehead State*	-	-	-	-	-



## CATEGORY LEADERS

POINTS	G	Pts	Pts/G	3-POINT FG ATT	G	Att	Att/G	REBOUNDS	G	Reb	Reb/G	BLOCKED SHOTS	G	No.	Blk/G
S. Currie-Jelks	15	205	13.7	Josie Storey	17	82	4.8	S. Currie-Jelks	15	100	6.7	Anaya Brown	17	15	0.9
Shae Littleford	14	152	10.9	Seygan Robins	17	74	4.4	Anaya Brown	17	98	5.8	S. Currie-Jelks	15	13	0.9
Seygan Robins	17	135	7.9	Paige Pipkin	12	50	4.2	Lexi Rubel	14	63	4.5	Lexi Rubel	14	5	0.4
Paige Pipkin	12	131	10.9	Shae Littleford	14	37	2.6	Shae Littleford	14	43	3.1	Paige Pipkin	12	3	0.3
Anaya Brown	17	128	7.5	Anaya Brown	17	31	1.8	Josie Storey	17	32	1.9	Kenley McCarn	4	3	0.8
FG PERCENTAGE	FG	ATT	Pct	3-POINT FGS	G	Made	M/G	ASSISTS	G	No.	A/G	MINUTES	G	No.	Min/G
S. Currie-Jelks	87	163	.534	Seygan Robins	17	29	1.7	Seygan Robins	17	47	2.8	Seygan Robins	17	519	30.5
Diamond Cannon	14	31	.452	Josie Storey	17	26	1.5	Shae Littleford	14	47	3.4	Anaya Brown	17	474	27.9
Kenley McCarn	28	63	.444	Paige Pipkin	12	18	1.5	Paige Pipkin	12	27	2.3	Shae Littleford	14	467	33.4
Paige Pipkin	48	114	.421	Anaya Brown	17	12	0.7	Josie Storey	17	23	1.4	S. Currie-Jelks	15	414	27.6
Shae Littleford	51	127	.402	Shae Littleford	14	10	0.7	Lexi Rubel	14	20	1.4	Josie Storey	17	366	21.5
FIELD GOAL ATT	G	Att	Att/G	FT %	FT	ATT	Pct	STEALS	G	No.	S/G				
S. Currie-Jelks	15	163	10.9	Seygan Robins	24	27	.889	Seygan Robins	17	31	1.8				
Shae Littleford	14	127	9.1	Josie Storey	15	18	.833	Shae Littleford	14	23	1.6				
Paige Pipkin	12	114	9.5	Shae Littleford	40	50	.800	Josie Storey	17	21	1.2				
Seygan Robins	17	111	6.5	Paige Pipkin	17	23	.739	Lexi Rubel	14	16	1.1				
Anaya Brown	17	104	6.1	Lexi Rubel	12	17	.706	Anaya Brown	17	15	0.9				
FIELD GOALS	G	Made	M/G	FREE THROW ATT	G	Att	Att/G	OFFENSIVE REB	G	No.	Avg/G				
S. Currie-Jelks	15	87	5.8	Anaya Brown	17	52	3.1	S. Currie-Jelks	15	31	2.1				
Shae Littleford	14	51	3.6	Shae Littleford	14	50	3.6	Anaya Brown	17	22	1.3				
Paige Pipkin	12	48	4.0	S. Currie-Jelks	15	42	2.8	Lexi Rubel	14	21	1.5				
Seygan Robins	17	41	2.4	Seygan Robins	17	27	1.6	Shae Littleford	14	11	0.8				
Anaya Brown	17	40	2.4	Paige Pipkin	12	23	1.9	Paige Pipkin	12	6	0.5				
3-POINT %	3FG	ATT	Pct	FREE THROWS	G	Made	M/G	DEFENSIVE REB	G	No.	Avg/G				
Seygan Robins	29	74	.392	Shae Littleford	14	40	2.9	Anaya Brown	17	76	4.5				
Anaya Brown	12	31	.387	Anaya Brown	17	36	2.1	S. Currie-Jelks	15	69	4.6				
Paige Pipkin	18	50	.360	S. Currie-Jelks	15	28	1.9	Lexi Rubel	14	42	3.0				
Lexi Rubel	5	14	.357	Seygan Robins	17	24	1.4	Shae Littleford	14	32	2.3				
Josie Storey	26	82	.317	Paige Pipkin	12	17	1.4	Josie Storey	17	28	1.6				

# LAST TIME IT HAPPENED

## SCORING

<b>UTM Scored..</b>	
<b>70-79 points</b> .....	77 vs. Southeast Missouri (1/5/23)
<b>80-89 points</b> .....	81 vs. Purdue Fort Wayne (11/23/22)
<b>90-99 points</b> .....	98 vs. Murray State (1/16/20)
<b>100+ points</b> .....	110 vs. Mississippi Valley State (12/29/18)
<b>Fewer than 40 points</b> .....	36 at South Dakota State (12/12/22)

<b>A UTM player had...</b>	
<b>20-29 points</b> .....	Shae Littleford (21)/Josie Storey (20) at Southern Indiana (1/14/23)
<b>30+ points</b> .....	Sharnecce Currie-Jelks (30) vs. Southeast Missouri (1/5/23)
<b>40+ points</b> .....	Chelsey Perry (42) vs. Lipscomb (12/16/19)

<b>Two UT Martin players had...</b>	
<b>20+ points</b> .....	Shae Littleford (21)/Josie Storey (20) at Southern Indiana (1/14/23)
<b>25+ points</b> .....	Jones (29) & Ward (26) at Tennessee Tech (1/15/15)
<b>30+ points</b> .....	Newsome (36) and Butler (35) vs. Tennessee Tech (1/20/14)

<b>UTM had...double-figures scorers</b>	
<b>Four</b> .....	Sharnecce Currie-Jelks (30), Shae Littleford (16), Anaya Brown (12) and Josie Storey (10) vs. Southeast Missouri (1/5/23)
<b>Five</b> .....	Robins (18), Waldrop (12), Hicks (12), Young (11) and Pipkin (10) vs. Eastern Kentucky (2/20/21)
<b>Six</b> .....	Taylor (23), Robertson (16), Mason (14), Feldhaus (13), Spray (11) and Eubank (11) vs. Jacksonville State (12/29/16)
<b>Seven</b> .....	Perry (15), Robertson (15), Hicks (14), Davis (11), Hudson (11), Waldrop (10) and Griffin (10) vs. Mississippi Valley State (12/29/18)

<b>UTM had...players score at least 20 points</b>	
<b>Two</b> .....	Perry (28)/Young (22) at Morehead State (1/23/21)
<b>Three</b> .....	Butler (33), Newsome (24), Jones (20) at Murray State (1/4/14)

## DOUBLE-DOUBLES

<b>A UTM player...</b>	
<b>Had a double-double</b> .....	Sharnecce Currie-Jelks (30 pts, 13 rebs) vs. Southeast Missouri (1/5/23)
<b>Two UTM players w/double-double</b> .....	Chelsey Perry (28p, 14r) and Maddie Waldrop (22p, 13r) at Austin Peay (1/4/20)

## SHOOTING

<b>UTM Shot...</b>	
<b>50-59% FG</b> .....	54.0 percent (27-50) vs. Southeast Missouri (1/5/23)
<b>60% FG or better</b> .....	60.5 percent (32-53) at Chattanooga (12/2/17)
<b>Less than 30% FG</b> .....	29.4 percent (15-51) at Belmont (1/29/22)

<b>A UTM player...</b>	
<b>Made 5-7 3-pointers</b> .....	Seygan Robins (5) at South Dakota (12/14/22)
<b>8+ 3-pointers</b> .....	Kendall Spray (8) vs. Murray State (2/3/18)

<b>A UTM team...</b>	
<b>Made 10+ 3-pointers</b> .....	10 vs. Morehead State (12/31/22)
<b>Made 15+ 3-pointers</b> .....	17 at Missouri (12/17/16)
<b>Did not make a 3-pointer</b> .....	at Austin Peay (2/3/09)

<b>A UTM player...</b>	
<b>Made 10+ FTs in a game</b> .....	Dasia Young (16) vs. Eastern Illinois (3/3/21)*
<b>Made 12+ FTs in a game</b> .....	Dasia Young (16) vs. Eastern Illinois (3/3/21)*
<b>Made 15+ FTs in a game</b> .....	Dasia Young (16) vs. Eastern Illinois (3/3/21)*

<b>UT Martin as a team...</b>	
<b>Made 25+ FTs in a game</b> .....	26 (32) vs. Jacksonville State (2/8/20)
<b>Made 30+ FTs in a game</b> .....	31 (38) vs. SIUE (1/25/14)
<b>Attempted 25FTs in a game</b> .....	30 (20) at Southern Indiana (1/14/23)
<b>Attempted more than 30 FTs</b> .....	30 (20) at Southern Indiana (1/14/23)

## REBOUNDING

<b>A UTM player had...</b>	
<b>10-14 rebounds</b> .....	Sharnecce Currie-Jelks (13) vs. Southeast Missouri (1/5/23)
<b>15-19 rebounds</b> .....	Sharnecce Currie-Jelks (15) vs. Troy (11/10/22)
<b>20+ rebounds</b> .....	None
<b>Two UTM Players w/ 10+ Rebs</b> .....	Perry (14)/Waldrop (13) at Austin Peay (1/4/20)
<b>2-straight 10+ rebound games</b> .....	Chelsey Perry vs Austin Peay (1/14/21)
.....	vs. Murray State (1/16/21)
<b>2-straight 14+ rebound games</b> .....	Ashia Jones at SIUE (14 on 2/8/14),
.....	at Southeast Missouri (15 on 2/15/14)

<b>A UTM team had...</b>	
<b>40+ rebounds</b> .....	40 vs. Arkansas State (11/14/22)
<b>50+ rebounds</b> .....	56 vs. Mississippi Valley State (12/29/18)
<b>15+ off. rebounds</b> .....	15 vs. SIUE (3/2/22)*
<b>20+ off. rebounds</b> .....	23 at Murray State (1/2/20)
<b>25+ off. rebounds</b> .....	28 vs. Christian Brothers (11/19/18)

## ASSISTS

<b>A UTM player had...</b>	
<b>5-9 assists</b> .....	Seygan Robins (7) at Tennessee State (1/12/23)
<b>10+ assists</b> .....	Tamiah Stanford (10) vs. Murray State (3/4/20)

<b>As a team UT Martin...</b>	
<b>Had 15-19 assists</b> .....	16 at Tennessee State (1/12/23)
<b>20-24 assists</b> .....	21 vs. Southeast Missouri (1/5/23)
<b>25+ assists</b> .....	26 vs. Murray State (3/4/20)

## BLOCKS

<b>A UTM players...</b>	
<b>Had 3+ blocks</b> .....	Anaya Brown (3) vs. Tennessee Tech (1/10/23)
<b>Had 5+ blocks</b> .....	Demi Burdick (5) at Eastern Illinois (2/27/21)

<b>As a team UT Martin...</b>	
<b>Had 5+ blocks</b> .....	7 vs. Southeast Missouri (1/5/23)
<b>Had 10+ blocks</b> .....	10 vs. Tennessee Tech (3/5/21)*

## STEALS

<b>A UTM player had...</b>	
<b>5-9 steals</b> .....	Seygan Robins (5) vs. Morehead State (12/31/22)
<b>10+ steals</b> .....	Ashia Jones (11) at Miami (12/15/14) *UTM Record

<b>As a team UT Martin...</b>	
<b>10-14 steals</b> .....	13 vs. Southeast Missouri (1/5/23)
<b>15+ steals</b> .....	16 vs. Morehead State (12/31/22)

## MISCELLANEOUS

<b>A UTM team...</b>	
<b>Played an OT game</b> .....	L, 71-63 vs. No. 6 Louisville (12/19/19)
<b>Played a 2OT game</b> .....	L, 71-63 vs. No. 6 Louisville (12/19/19)

<b>A UTM Player...</b>	
<b>Buzzer-beater</b> .....	Ashton Feldhaus vs. SIUE (1/21/17)
<b>To force OT</b> .....	Janekia Mason at Jacksonville State (1/25/18)
<b>Buzzer-beating 3-pointer</b> .....	Taylor Hall vs. Eastern Illinois (2/11/12)
<b>3-pointer to force OT</b> .....	Janekia Mason at Jacksonville State (1/25/18)
<b>Game-winner &lt;2 secs</b> .....	Chelsey Perry (1.1) at Murray State (2/13/21)
<b>Free Throw With &lt;5 secs</b> .....	Seygan Robins (1.3) vs. Illinois State (11/20/21)
<b>Four-point play</b> .....	Kendall Spray at Murray State (1/28/17)

\* Occurred during the OVC Tournament  
\$ Occurred during the NCAA Tournament or WNIT

# RECORD BOOK AT A GLANCE

## SINGLE-GAME TEAM RECORDS

### Most Points

116 vs. Austin Peay (3/1/14)

### Most Field Goals Made

50 vs. Trevecca (1976-77)

### Most Field Goals Attempted

97, 36 made, vs. Jacksonville State (1/6/90)

### Most 3-Point Field Goals Made

18, of 43, at Southern Miss (11/16/11)

18, of 35, vs. North Dakota (11/14/16)

### Most 3-Point Field Goals Attempted

47, 17 made, at Morehead State (1/7/16)

### Most Free Throws Made

39, of 55, vs. Troy State (1/13/86)

### Most Free Throws Attempted

55, 39 made, vs. Troy State (1/13/86)

55, 37 made, at Eastern Kentucky (12/3/98)

### Most Rebounds

63 vs. Bethel (12/7/91)

### Most Assists

31 vs. Morehead State (1/10/15)

### Most Blocks

12 vs. Mississippi Valley State (12/29/18)

12 vs. SIUE (2/9/13)

### Most Forced Turnovers

36 at Southern Illinois (12/23/13)

### Most Steals

28 vs. Bethel (12/14/90)

## SINGLE-GAME INDIVIDUAL RECORDS

### Most Points:

44, Ashia Jones at Murray State (1/31/15)

44, Heather Butler vs. Austin Peay (3/1/14)

44, Heather Butler at Eastern Kentucky (2/3/14)

44, Jasmine Newsome vs. Quinnipiac (11/16/13)

### Most Field Goals Made

18, Angela Reaves vs. Delta State (1982-83)

### Most Field Goals Attempted

34, Heather Butler vs. Baylor (11/17/12)

### Best Field Goal Percentage

12-12, Chastity Bohannon vs. Tennessee St (2/24/98)

10-10, Andreika Jackson vs. Eastern Illinois (2/11/06)

### Most 3-Point Field Goals Made

11-of-18, Kendall Spray vs. Rhodes (12/7/17)

### Most 3-Point Field Goals Attempted

19, Jaclissa Haislip at Murray State (1/29/11)

### Most Free Throws Made

16, Dasia Young vs. Eastern Illinois (3/3/21)

16, Jasmine Newsome vs. Quinnipiac (11/16/13)

16, Jasmine Newsome at Tennessee St (1/2/12)

16, Tessa Fields vs Evansville (11/13/98)

### Most Free Throws Attempted

20, Jasmine Newsome at Tennessee St (1/2/12)

### Most Rebounds

27, Mary Kate Long vs. West Georgia (1/17/87)

### Most Assists

14, Jasmine Newsome vs. Austin Peay (3/1/14)

### Most Blocks

8, Chelsey Perry vs. IUPUI (11/25/19)

8, Rickiesha Bryant vs. Murray State (2/23/13)

8, Mary Kate Long vs. Lambuth (11/21/86)

### Most Steals

11, Ashia Jones at Miami (Ohio) (12/15/14)

## SINGLE-SEASON RECORDS

### Most Points

772, Ashia Jones (2014-15)

### Most Field Goals Made

287 of 548, Ashia Jones (2014-15)

### Most Field Goals Attempted

704, 264 made, Heather Butler (2012-13)

### Best Field Goal Percentage

64.2, (129-201), Rickiesha Bryant (2012-13)

### Most 3-Point Field Goals Made

125 of 294, Kendall Spray (2017-18)

### Most 3-Point Field Goals Attempted

319, 105 made, Heather Butler (2012-13)

### Most Free Throws Made

198 of 261, Ashia Jones (2014-15)

### Most Free Throws Attempted

261, 198 made, Ashia Jones (2014-15)

### Most Rebounds

372, Phyllisha Mitchell (2005-09)

### Most Assists

193, Jasmine Newsome (2011-12)

### Most Blocks

87, Rickiesha Bryant (2012-13)

### Most Steals

156, Gwen Long (1989-90)

## CAREER RECORDS

### Most Points

2,865, Heather Butler (2010-14)

### Most Field Goals Made

958 of 2,417, Heather Butler (2010-14)

### Most Field Goals Attempted

2,417, 958 made, Heather Butler (2010-14)

### Best Field Goal Percentage

53.2, (747-of-1,404), Mary Kate Long (1985-89)

### Most 3-Point Field Goals Made

392 of 1074, Heather Butler (2010-14)

### Most 3-Point Field Goals Attempted

1074, 392 made, Heather Butler (2010-14)

### Most Free Throws Made

620 of 759, Jasmine Newsome (2010-14)

### Most Free Throws Attempted

759, 620 made, Jasmine Newsome (2010-14)

759, 564 made, Tara Tansil (1991-94)

### Most Rebounds

1,318, Mary Kate Long (1985-89)

### Most Assists

691, Jasmine Newsome (2010-14)

### Most Blocks

228, Chelsey Perry (2017-2021)

### Most Steals

411, Gwen Long (1985-88, 1989-90)



# PLAYER SUMMARIES



## SYDNEEY BOYKIN

G | 5-9 | Jr. | Clarksville, Tenn. | Mercer

### SEASON HIGHS

Points	9 at Southeast Missouri (1/19/23)
FG Made	3 at Southeast Missouri (1/19/23)
FG Att.	6 vs. Marshall (11/21/22)
3PG Made	3 at Southeast Missouri (1/19/23)
3FG Att.	4, 2x, at Southeast Missouri (1/19/23)
FT Made	1 vs. Southeast Missouri (1/5/23)
FT Att.	2 vs. Southeast Missouri (1/5/23)
Rebounds	1, 2x, at South Dakota State (12/12/22)
Assists	1 vs. Southeast Missouri (1/5/23)
Steals	1 at South Dakota State (12/12/22)
Blocks	1 vs. Southeast Missouri (1/5/23)
Minutes	15 vs. Marshall (11/21/22)

### CAREER HIGHS

Points	11 at Western Carolina (2/4/21)
FG Made	5 at Western Carolina (2/4/21)
FG Att.	7 at Western Carolina (2/4/21)
3PG Made	3 at Southeast Missouri (1/19/23)
3FG Att.	4, 2x, at Southeast Missouri (1/19/23)
FT Made	4 vs. South Carolina State (12/15/20)
FT Att.	4 vs. South Carolina State (12/15/20)
Rebounds	5 at Western Carolina (2/4/21)
Assists	3 at UNCW (12/29/20)
Steals	3 at Western Carolina (2/4/21)
Blocks	1, 3x, vs. Southeast Missouri (1/5/23)
Minutes	26 at Western Carolina (2/4/21)

### MISCELLANEOUS CAREER STATISTICS

Games Played	63   14 at UTM	Double-Doubles	1
Games Started	1	10+ Points	1
Led Team In Scoring	1	20+ Points	0
Led Team In Rebounding	0	5+ Rebounds	1
Led Team In Assists	0	10+ Rebounds	0
Led Team In Steals	0	5+ Assists	0
Led Team In Blocks	0	3+ Steals	1

### BOYKIN GAME-BY-GAME STATISTICS

Date	Opp	GS	Min	FG	3FG	FT	O-D-R	PF	A	TO	S	B	PTS
N10	TROY	-	-	-	-	DNP	-	-	-	-	-	-	-
N14	ASU	-	-	-	-	DNP	-	-	-	-	-	-	-
N17	at MIZ	0:01	0-0	0-0	0-0	0-0-0	0	0	0	0	0	0	0
N21	vs MAR	* 15:04	2-6	1-4	0-0	0-0-0	1	0	1	0	0	5	5
N22	vs NSU	8:50	0-2	0-1	0-0	0-0-0	0	0	0	0	0	0	0
N23	vs PFW	8:35	0-1	0-0	0-0	1-0-1	0	0	0	0	0	0	0
N30	MUR	1:27	0-0	0-0	0-0	0-0-0	0	0	0	0	0	0	0
D4	at VU	0:07	0-0	0-0	0-0	0-0-0	0	0	0	0	0	0	0
D12	at SDSU	7:19	0-2	0-2	0-0	0-1-1	1	0	1	1	0	0	0
D14	at SD	1:28	0-0	0-0	0-0	0-0-0	0	0	0	0	0	0	0
D17	at MOST	1:20	0-0	0-0	0-0	0-0-0	0	0	0	0	0	0	0
D29	at LR*	-	-	-	-	DNP	-	-	-	-	-	-	-
D31	MOR*	6:14	0-0	0-0	0-0	0-0-0	0	0	0	0	0	0	0
J5	SEMO*	12:40	0-0	0-0	1-2	0-0-0	3	1	1	0	1	1	1
J7	TTU*	-	-	-	-	DNP	-	-	-	-	-	-	-
J12	at TSU*	11:12	2-4	0-1	0-0	0-0-0	0	0	0	0	0	4	4
J14	at USI*	17:56	1-2	1-2	1-2	0-0-0	1	0	2	0	0	4	4
J19	at SEMO*	13:21	3-4	3-4	0-0	0-0-0	0	0	1	0	0	9	9
J21	EIU*	-	-	-	-	-	-	-	-	-	-	-	-
J26	LIN*	-	-	-	-	-	-	-	-	-	-	-	-
J28	USI*	-	-	-	-	-	-	-	-	-	-	-	-
F2	at SIUE*	-	-	-	-	-	-	-	-	-	-	-	-
F4	at LIN*	-	-	-	-	-	-	-	-	-	-	-	-
F6	at EVAN	-	-	-	-	-	-	-	-	-	-	-	-
F9	at EIU*	-	-	-	-	-	-	-	-	-	-	-	-
F11	LR*	-	-	-	-	-	-	-	-	-	-	-	-
F16	SIUE*	-	-	-	-	-	-	-	-	-	-	-	-
F18	at TTU*	-	-	-	-	-	-	-	-	-	-	-	-
F23	TSU*	-	-	-	-	-	-	-	-	-	-	-	-
F25	at MOR*	-	-	-	-	-	-	-	-	-	-	-	-

### BOYKIN CAREER STATISTICS

Year	GP	GS	Min	Avg	total		3-Point		F-Throw		Rebounds				PF	Ast	TO	Blk	Stl	Scoring				
					FG	FGA	Pct	FG	FGA	Pct	FT	FTA	Pct	Off						Def	Tot	Avg	Pts	Avg
2020-21*	23	0	200	8.7	11	29	.379	0	5	.000	9	13	.692	12	15	27	1.2	21	13	12	2	10	31	1.3
2021-22*	26	0	195	7.5	6	19	.316	0	1	.000	5	8	.625	12	15	27	1.0	16	10	9	0	2	17	0.7
2022-23	14	1	106	7.6	8	21	.381	5	14	.357	2	4	.500	1	1	2	0.1	6	1	6	1	1	23	1.6
TOTAL	14	1	106	7.6	8	21	.381	5	14	.357	2	4	.500	1	1	2	0.1	6	1	6	1	1	23	1.6
All*	63	1	501	8.0	25	69	.362	5	20	.250	16	25	.640	25	31	56	0.9	43	24	27	3	13	71	1.1



## ELLA THOMPSON

F | 5-11 | So. | Bardstown, Ky. | Bethlehem HS

### SEASON HIGHS

Points	2, 2x, at South Dakota (12/14/22)
FG Made	1, 2x, at South Dakota (12/14/22)
FG Att.	4 at South Dakota State (12/12/22)
3PG Made	N/A
3FG Att.	2 at South Dakota State (12/12/22)
FT Made	N/A
FT Att.	N/A
Rebounds	3 at South Dakota (12/14/22)
Assists	4 at South Dakota (12/14/22)
Steals	1 at South Dakota State (12/12/22)
Blocks	N/A
Minutes	21 at South Dakota State (12/12/22)

### CAREER HIGHS

Points	14 at Morehead State (1/24/22)
FG Made	5, 2x, at Morehead State (1/24/22)
FG Att.	10, 2x, vs. Tennessee State (2/5/22)
3PG Made	3, 2x, vs. Eastern Illinois (1/27/22)
3FG Att.	5, 2x, vs. Tennessee State (2/5/22)
FT Made	2, 2x, vs. SIUE (1/1/22)
FT Att.	2, 3x, vs. Morehead State (2/16/22)
Rebounds	12 vs. SIUE (1/1/22)
Assists	4 at South Dakota (12/14/22)
Steals	3, 3x, at SIUE (2/10/22)
Blocks	2 at Morehead State (1/24/22)
Minutes	38 at Morehead State (1/24/22)

### MISCELLANEOUS CAREER STATISTICS

Games Played	24	Double-Doubles	1
Games Started	21	10+ Points	4
Led Team In Scoring	1	20+ Points	0
Led Team In Rebounding	7	5+ Rebounds	8
Led Team In Assists	0	10+ Rebounds	2
Led Team In Steals	1	5+ Assists	0
Led Team In Blocks	3	3+ Steals	3

### THOMPSON GAME-BY-GAME STATISTICS

Date	Opp	GS	Min	FG	3FG	FT	O-D-R	PF	A	TO	S	B	PTS
N10	TROY	-	-	-	-	DNP	-	-	-	-	-	-	-
N14	ASU	-	-	-	-	DNP	-	-	-	-	-	-	-
N17	at MIZ	-	-	-	-	DNP	-	-	-	-	-	-	-
N21	vs MAR	-	-	-	-	DNP	-	-	-	-	-	-	-
N22	vs NSU	-	-	-	-	DNP	-	-	-	-	-	-	-
N23	vs PFW	-	-	-	-	DNP	-	-	-	-	-	-	-
N30	MUR	-	-	-	-	DNP	-	-	-	-	-	-	-
D4	at VU	-	-	-	-	DNP	-	-	-	-	-	-	-
D12	at SDSU	21:09	1-4	0-2	0-0	0-0-0	1	0	2	1	0	2	2
D14	at SD	14:19	1-2	0-0	0-0	0-3-3	0	4	0	0	0	0	2
D17	at MOST	16:49	0-2	0-1	0-0	0-3-3	3	0	0	0	0	0	0
D29	at LR*	-	-	-	-	DNP	-	-	-	-	-	-	-
D31	MOR*	-	-	-	-	DNP	-	-	-	-	-	-	-
J5	SEMO*	-	-	-	-	DNP	-	-	-	-	-	-	-
J7	TTU*	-	-	-	-	DNP	-	-	-	-	-	-	-
J12	at TSU*	-	-	-	-	DNP	-	-	-	-	-	-	-
J14	at USI*	-	-	-	-	DNP	-	-	-	-	-	-	-
J19	at SEMO*	-	-	-	-	DNP	-	-	-	-	-	-	-
J21	EIU*	-	-	-	-	-	-	-	-	-	-	-	-
J26	LIN*	-	-	-	-	-	-	-	-	-	-	-	-
J28	USI*	-	-	-	-	-	-	-	-	-	-	-	-
F2	at SIUE*	-	-	-	-	-	-	-	-	-	-	-	-
F4	at LIN*	-	-	-	-	-	-	-	-	-	-	-	-
F6	at EVAN	-	-	-	-	-	-	-	-	-	-	-	-
F9	at EIU*	-	-	-	-	-	-	-	-	-	-	-	-
F11	LR*	-	-	-	-	-	-	-	-	-	-	-	-
F16	SIUE*	-	-	-	-	-	-	-	-	-	-	-	-
F18	at TTU*	-	-	-	-	-	-	-	-	-	-	-	-
F23	TSU*	-	-	-	-	-	-	-	-	-	-	-	-
F25	at MOR*	-	-	-	-	-	-	-	-	-	-	-	-

### THOMPSON CAREER STATISTICS

					Total			3-Point			F-Throw			Rebounds									Scoring	
Year	GP	GS	Min	Avg	FG	FGA	Pct	FG	FGA	Pct	FT	FTA	Pct	Off	Def	Tot	Avg	PF	Ass	TO	Blk	Stl	Pts	Avg
2021-22	21	19	56.2	26.8	48	108	.444	26	59	.441	11	17	.647	12	78	90	4.3	42	9	22	5	22	133	6.3
2022-23	3	0	53	17.7	2	8	.250	0	3	.000	0	0	.000	0	6	6	2.0	4	4	2	0	1	4	1.3
TOTAL	24	19	615	25.6	50	116	.431	26	62	.419	11	17	.647	12	84	96	4.0	46	13	24	5	23	137	5.7

# PLAYER SUMMARIES

3



## DIAMOND CANNON

F | 5-10 | Jr. | Detroit, Mich. | Bradley

### SEASON HIGHS

Points	8 vs. Purdue Fort Wayne (11/23/22)
FG Made	3, 2x, at Tennessee State (1/12/23)
FG Att.	5, 2x, at Tennessee State (1/12/23)
3PG Made	N/A
3FG Att.	2 at Tennessee State (1/12/23)
FT Made	2 vs. Purdue Fort Wayne (11/23/22)
FT Att.	2, 4x, vs. Southeast Missouri (1/5/23)
Rebounds	4 vs. Purdue Fort Wayne (11/23/22)
Assists	2, 2x, at Tennessee State (1/12/23)
Steals	2, 2x, vs. Southeast Missouri (1/5/23)
Blocks	1, 2x, vs. Southeast Missouri (1/5/23)
Minutes	22 at Tennessee State (1/12/23)

### CAREER HIGHS

Points	8 vs. Purdue Fort Wayne (11/23/22)
FG Made	3, 2x, at Tennessee State (1/12/23)
FG Att.	5, 2x, at Tennessee State (1/12/23)
3PG Made	1, 2x, at LSU (12/18/21)
3FG Att.	2, 2x, at Tennessee State (1/12/23)
FT Made	2 vs. Purdue Fort Wayne (11/23/22)
FT Att.	2, 5x, vs. Southeast Missouri (1/5/23)
Rebounds	4 vs. Purdue Fort Wayne (11/23/22)
Assists	2, 2x, at Tennessee State (1/12/23)
Steals	2, 2x, vs. Southeast Missouri (1/5/23)
Blocks	1, 2x, vs. Southeast Missouri (1/5/23)
Minutes	22 at Tennessee State (1/12/23)

### MISCELLANEOUS CAREER STATISTICS

Games Played	19   14 at UTM	Double-Doubles	0
Games Started	0	10+ Points	0
Led Team In Scoring	0	20+ Points	0
Led Team In Rebounding	0	5+ Rebounds	0
Led Team In Assists	0	10+ Rebounds	0
Led Team In Steals	0	5+ Assists	0
Led Team In Blocks	0	3+ Steals	0

### CANNON GAME-BY-GAME STATISTICS

Date	Opp	GS	Min	FG	3FG	FT	O-D-R	PF	A	T	S	B	PTS
N10	TROY		6:08	0-1	0-0	0-0	0-1-1	4	0	1	0	0	0
N14	ASU	-	-	-	-	DNP	-	-	-	-	-	-	-
N17	at MIZ		0:01	0-0	0-0	0-0	0-0-0	0	0	0	0	0	0
N21	vs MAR		10:59	0-1	0-0	0-0	0-1-1	0	0	1	0	0	0
N22	vs NSU		11:45	2-2	0-0	0-0	0-1-1	2	0	1	2	0	4
N23	vs PFW		11:04	3-5	0-0	2-2	1-3-4	1	0	1	1	0	8
N30	MUR		10:20	2-3	0-0	1-2	2-1-3	0	0	2	0	0	5
D4	at VU		3:25	0-0	0-0	0-0	0-0-0	0	0	1	0	0	0
D12	at SDSU		13:46	0-1	0-1	0-0	0-3-3	0	0	0	0	0	0
D14	at SD		14:07	0-3	0-2	0-0	0-2-2	2	1	1	0	1	0
D17	at MOST		17:53	2-3	0-0	0-0	0-1-1	0	0	1	1	0	4
D29	at LR*	-	-	-	-	DNP	-	-	-	-	-	-	-
D31	MOR*	-	-	-	-	DNP	-	-	-	-	-	-	-
J5	SEMO*		15:21	0-3	0-1	1-2	1-1-2	0	2	0	2	1	1
J7	TTU*		6:26	1-1	0-0	0-0	0-0-0	2	0	2	0	0	2
J12	at TSU*		22:02	3-5	0-2	0-0	0-3-3	1	2	0	0	0	6
J14	at USI*		17:57	1-3	0-1	0-0	1-1-2	2	0	2	1	0	2
J19	at SEMO*		1:16	0-0	0-0	0-0	0-0-0	0	0	0	0	0	0
J21	EIU*	-	-	-	-	-	-	-	-	-	-	-	-
J26	LIN*	-	-	-	-	-	-	-	-	-	-	-	-
J28	USI*	-	-	-	-	-	-	-	-	-	-	-	-
F2	at SIUE*	-	-	-	-	-	-	-	-	-	-	-	-
F4	at LIN*	-	-	-	-	-	-	-	-	-	-	-	-
F6	at EVAN	-	-	-	-	-	-	-	-	-	-	-	-
F9	at EIU*	-	-	-	-	-	-	-	-	-	-	-	-
F11	LR*	-	-	-	-	-	-	-	-	-	-	-	-
F16	SIUE*	-	-	-	-	-	-	-	-	-	-	-	-
F18	at TTU*	-	-	-	-	-	-	-	-	-	-	-	-
F23	TSU*	-	-	-	-	-	-	-	-	-	-	-	-
F25	at MOR*	-	-	-	-	-	-	-	-	-	-	-	-

### CANNON CAREER STATISTICS

					Total			3-Point			F-Throw			Rebounds								Scoring		
Year	GP	GS	Min	Avg	FG	FGA	Pct	FG	FGA	Pct	FT	FTA	Pct	Off	Def	Tot	Avg	PF	Ast	TO	Blk	Stl	Pts	Avg
2021-22*	5	0	14	2.8	3	6	.500	2	4	.500	1	2	.500	1	2	3	0.6	2	1	0	0	0	9	1.8
2022-23	15	0	163	10.9	14	31	.452	0	7	.000	4	6	.667	5	18	23	1.5	14	5	13	2	7	32	2.1
TOTAL	15	0	163	10.9	14	31	.452	0	7	.000	4	6	.667	5	18	23	1.5	14	5	13	2	7	32	2.1
ALL*	20	0	177	8.9	17	37	.459	2	11	.182	5	8	.625	6	20	26	1.3	16	6	13	2	7	41	2.1

\*Played 2021-22 seasons at Bradley\*

4



## ANAYA BROWN

F | 6-1 | Fr. | Lexington, Ky. | Lafayette HS

### SEASON HIGHS

Points	17 at Tennessee State (1/12/23)
FG Made	6 at Tennessee State (1/12/23)
FG Att.	14 at Tennessee State (1/12/23)
3PG Made	3, 2x, vs. Purdue Fort Wayne (11/23/22)
3FG Att.	4, 3x, vs. Morehead State (12/31/22)
FT Made	6 at Missouri State (12/17/22)
FT Att.	8, 2x, at Southern Indiana (1/14/23)
Rebounds	11 at South Dakota (12/14/22)
Assists	4 vs. Marshall (11/21/22)
Steals	2, 3x, vs. Southeast Missouri (1/5/23)
Blocks	4 vs. Southeast Missouri (1/5/23)
Minutes	38, 2x, vs. Tennessee Tech (1/7/23)

### CAREER HIGHS

Points	17 at Tennessee State (1/12/23)
FG Made	6 at Tennessee State (1/12/23)
FG Att.	14 at Tennessee State (1/12/23)
3PG Made	3, 2x, vs. Purdue Fort Wayne (11/23/22)
3FG Att.	4, 3x, vs. Morehead State (12/31/22)
FT Made	6 at Missouri State (12/17/22)
FT Att.	8, 2x, at Southern Indiana (1/14/23)
Rebounds	11 at South Dakota (12/14/22)
Assists	4 vs. Marshall (11/21/22)
Steals	2, 3x, vs. Southeast Missouri (1/5/23)
Blocks	4 vs. Southeast Missouri (1/5/23)
Minutes	38, 2x, vs. Tennessee Tech (1/7/23)

### MISCELLANEOUS CAREER STATISTICS

Games Played	18	Double-Doubles	1
Games Started	10	10+ Points	6
Led Team In Scoring	2	20+ Points	0
Led Team In Rebounding	5	5+ Rebounds	9
Led Team In Assists	1	10+ Rebounds	1
Led Team In Steals	2	5+ Assists	0
Led Team In Blocks	4	3+ Steals	0

### BROWN GAME-BY-GAME STATISTICS

Date	Opp	GS	Min	FG	3FG	FT	O-D-R	PF	A	T	S	B	PTS
N10	TROY		27:13	1-2	1-2	0-0	0-3-3	3	2	4	1	0	3
N14	ASU		15:01	0-3	0-0	3-4	2-4-6	3	0	1	0	0	3
N17	at MIZ		26:33	3-5	3-4	0-0	0-8-8	0	0	0	0	0	9
N21	vs MAR		19:31	3-6	2-3	0-0	0-1-1	1	4	0	1	0	8
N22	vs NSU		21:34	2-5	1-2	1-2	1-2-3	2	1	1	1	0	6
N23	vs PFW		21:47	2-6	0-1	3-4	3-4-7	1	2	1	0	0	7
N30	MUR		24:26	1-3	0-1	0-0	1-0-1	3	1	0	0	1	2
D4	at VU		19:59	1-2	1-1	0-0	1-0-1	1	0	2	1	0	3
D12	at SDSU	*	24:31	0-4	0-0	0-0	0-5-5	5	1	4	2	0	0
D14	at SD	*	37:34	2-4	1-1	5-6	1-10-11	3	1	2	0	2	10
D17	at MOST	*	33:06	3-9	0-2	6-8	3-5-8	5	2	0	2	1	12
D29	at LR*	*	36:30	4-9	2-3	2-4	1-4-5	2	0	2	1	1	12
D31	MOR*	*	28:15	1-8	1-4	2-2	1-6-7	3	1	1	2	1	5
J5	SEMO*	*	32:14	5-7	0-2	2-3	1-6-7	3	1	6	2	4	12
J7	TTU*	*	37:36	5-12	0-2	3-4	3-6-9	2	0	2	1	3	13
J12	at TSU*	*	32:46	6-14	1-3	4-5	1-5-6	4	3	0	1	1	17
J14	at USI*	*	35:47	1-5	0-1	4-8	2-7-9	5	1	3	1	0	6
J19	at SEMO*	*	35:19	4-11	0-2	3-4	1-7-8	2	1	1	2	2	11
J21	EIU*	-	-	-	-	-	-	-	-	-	-	-	-
J26	LIN*	-	-	-	-	-	-	-	-	-	-	-	-
J28	USI*	-	-	-	-	-	-	-	-	-	-	-	-
F2	at SIUE*	-	-	-	-	-	-	-	-	-	-	-	-
F4	at LIN*	-	-	-	-	-	-	-	-	-	-	-	-
F6	at EVAN	-	-	-	-	-	-	-	-	-	-	-	-
F9	at EIU*	-	-	-	-	-	-	-	-	-	-	-	-
F11	LR*	-	-	-	-	-	-	-	-	-	-	-	-
F16	SIUE*	-	-	-	-	-	-	-	-	-	-	-	-
F18	at TTU*	-	-	-	-	-	-	-	-	-	-	-	-
F23	TSU*	-	-	-	-	-	-	-	-	-	-	-	-
F25	at MOR*	-	-	-	-	-	-	-	-	-	-	-	-

### BROWN CAREER STATISTICS

				Total			3-Point			F-Throw			Rebounds									Scoring		
Year	GP	GS	Min	Avg	FG	FGA	Pct	FG	FGA	Pct	FT	FTA	Pct	Off	Def	Tot	Avg	PF	Ast	TO	Blk	Stl	Pts	Avg
2022-23	18	10	510	28.3	44	115	.383	12	33	.364	39	56	.696	23	83	106	5.9	51	17	30	17	17	139	7.7
TOTAL	18	10	510	28.3	44	115	.383	12	33	.364	39	56	.696	23	83	106	5.9	51	17	30	17	17	139	7.7

# PLAYER SUMMARIES

5



## SEYGAN ROBINS

G | 5-8 | Gr. | Harrodsburg, Ky. | Louisville

### SEASON HIGHS

Points	16 at South Dakota (12/14/22)
FG Made	5, 4x, at Missouri State (12/17/22)
FG Att.	13 at Vanderbilt (12/5/22)
3PG Made	5 at South Dakota (12/14/22)
3FG Att.	9, 2x, vs. Morehead State (12/31/22)
FT Made	4 vs. Norfolk State (11/22/22)
FT Att.	4 vs. Norfolk State (11/22/22)
Rebounds	7 at Little Rock (12/29/22)
Assists	7 at Tennessee State (1/12/23)
Steals	5 vs. Morehead State (12/31/22)
Blocks	1 vs. Purdue Fort Wayne (11/23/22)
Minutes	38, 3x, at Little Rock (12/29/22)

### CAREER HIGHS

Points	26 vs. SIUE (3/2/22)
FG Made	7 vs. SIUE (3/2/22)
FG Att.	15 vs. SIUE (3/2/22)
3PG Made	6, 3x, vs. SIUE (3/2/22)
3FG Att.	12 vs. SIUE (3/2/22)
FT Made	6 vs. SIUE (3/2/22)
FT Att.	6 vs. SIUE (3/2/22)
Rebounds	7, 2x, at Little Rock (12/29/22)
Assists	7 at Tennessee State (1/12/23)
Steals	5, 2x, vs. Morehead State (12/31/22)
Blocks	1, 6x, vs. Purdue Fort Wayne (11/23/22)
Minutes	39, 2x, at Kansas State (11/12/21)

### MISCELLANEOUS CAREER STATISTICS

Games Played	92   64 at UTM	Double-Doubles	0
Games Started	54 at UTM	10+ Points	18
Led Team In Scoring	5	20+ Points	1
Led Team In Rebounding	1	5+ Rebounds	8
Led Team In Assists	27	10+ Rebounds	0
Led Team In Steals	22	5+ Assists	9
Led Team In Blocks	4	3+ Steals	14

### ROBINS GAME-BY-GAME STATISTICS

Date	Opp	GS	Min	FG	3FG	FT	O-D-R	PF	A	T	S	B	PTS
N10	TROY	*	31:16	5-12	4-8	0-0	0-1-1	0	0	8	1	0	14
N14	ASU	*	16:36	0-6	0-1	0-0	0-2-2	0	1	1	0	0	0
N17	at MIZ	*	28:01	1-3	1-2	0-0	0-0-0	2	1	1	0	0	3
N21	vs MAR	*	19:36	1-3	1-2	0-0	0-0-0	1	1	0	3	0	3
N22	vs NSU	*	26:42	2-4	2-4	4-4	0-1-1	1	5	1	0	0	10
N23	vs PFW	*	28:30	2-5	2-3	3-3	0-3-3	0	4	2	2	1	9
N30	MUR	*	35:46	2-7	1-5	2-2	0-1-1	1	3	2	3	0	7
D4	at VU	*	30:33	5-13	4-9	0-0	0-1-1	5	5	4	1	0	14
D12	at SDSU	*	32:41	2-7	2-5	0-0	1-1-2	1	3	7	2	0	6
D14	at SD	*	37:44	5-9	5-8	1-2	0-2-2	3	3	3	4	0	16
D17	at MOST	*	38:04	5-10	2-5	2-2	0-3-3	4	1	5	4	0	14
D29	at LR*	*	38:02	0-2	0-0	2-2	0-7-7	0	4	5	0	0	2
D31	MOR*	*	37:02	4-10	3-9	2-2	0-3-3	1	3	4	5	0	13
J5	SEMO*	*	24:46	2-5	1-4	2-3	0-2-2	2	4	3	2	0	7
J7	TTU*	*	36:46	2-8	0-4	3-3	1-0-1	0	1	4	2	0	7
J12	at TSU*	*	34:13	2-4	1-3	2-2	1-0-1	2	7	2	2	1	7
J14	at USI*	*	20:34	1-3	0-2	1-2	0-1-1	5	1	4	0	0	3
J19	at SEMO*	*	33:12	0-9	0-7	3-3	0-2-2	0	4	8	3	0	3
J21	EIU*	-	-	-	-	-	-	-	-	-	-	-	-
J26	LIN*	-	-	-	-	-	-	-	-	-	-	-	-
J28	USI*	-	-	-	-	-	-	-	-	-	-	-	-
F2	at SIUE*	-	-	-	-	-	-	-	-	-	-	-	-
F4	at LIN*	-	-	-	-	-	-	-	-	-	-	-	-
F6	at EVAN	-	-	-	-	-	-	-	-	-	-	-	-
F9	at EIU*	-	-	-	-	-	-	-	-	-	-	-	-
F11	LR*	-	-	-	-	-	-	-	-	-	-	-	-
F16	SIUE*	-	-	-	-	-	-	-	-	-	-	-	-
F18	at TTU*	-	-	-	-	-	-	-	-	-	-	-	-
F23	TSU*	-	-	-	-	-	-	-	-	-	-	-	-
F25	at MOR*	-	-	-	-	-	-	-	-	-	-	-	-

### ROBINS CAREER STATISTICS

Year	GP	GS	Min	Avg	Total		3-Point		F-Throw		Rebounds			PF	Ast	TO	Blk	Stl	Scoring					
					FG	Pct	FG	Pct	FT	Pct	Off	Def	Total							Avg				
2018-19*	26	0	195	7.5	13	37	351	8	30	267	7	12	583	2	11	13	0.5	21	21	18	1	9	41	1.6
2019-20*	2	0	22	11.0	0	5	000	0	4	000	0	6	6	3.0	5	1	2	0	2	0	0	2	0	0.0
2020-21	27	27	834	30.9	69	162	426	48	106	453	23	29	793	10	50	60	2.2	47	90	68	2	37	209	7.7
2021-22	19	10	579	30.5	61	154	396	42	96	438	23	24	958	6	40	46	2.4	37	53	37	2	30	187	9.8
2022-23	18	17	552	30.7	41	120	342	29	81	358	27	30	900	3	30	33	1.8	28	51	64	2	34	138	7.7
TOTAL	64	54	1965	30.7	171	436	392	119	283	420	73	83	880	19	120	139	2.2	112	194	169	6	101	534	8.3
All*	92	54	2182	23.7	184	478	385	127	317	401	80	95	842	21	137	158	1.7	138	216	189	7	112	575	6.3

\*Played 2018-19 and 2019-20 seasons at Louisville

11



## SHAE LITTLEFORD

G | 5-7 | So. | Charleston, Ill. | Charleston HS

### SEASON HIGHS

Points	20 at Southern Indiana (1/14/23)
FG Made	7 at Southern Indiana (1/14/23)
FG Att.	14, 3x, at Southern Indiana (1/14/23)
3PG Made	2, 3x, at Vanderbilt (12/5/22)
3FG Att.	7 at Vanderbilt (12/5/22)
FT Made	6, 3x, at Southern Indiana (1/14/23)
FT Att.	9 vs. Southeast Missouri (1/5/23)
Rebounds	5, 2x, vs. Arkansas State (11/14/22)
Assists	8 at Vanderbilt (12/5/22)
Steals	4, 2x, at Southern Indiana (1/14/23)
Blocks	1 vs. Murray State (11/30/22)
Minutes	39, 2x, at Southern Indiana (1/14/23)

### CAREER HIGHS

Points	21 vs. Morehead State (2/16/22)
FG Made	7 at Southern Indiana (1/14/23)
FG Att.	14, 3x, at Southern Indiana (1/14/23)
3PG Made	4 vs. Morehead State (2/16/22)
3FG Att.	7 at Vanderbilt (12/5/22)
FT Made	8 vs. SIUE (3/2/22)
FT Att.	12 vs. SIUE (3/2/22)
Rebounds	6 vs. Saint Louis (12/5/21)
Assists	8 at Vanderbilt (12/5/22)
Steals	6 at Southeast Missouri (2/24/22)
Blocks	1, 4x, vs. Murray State (11/30/22)
Minutes	40, 5x, vs. Belmont (2/7/22)

### MISCELLANEOUS CAREER STATISTICS

Games Played	39	Double-Doubles	0
Games Started	38	10+ Points	23
Led Team In Scoring	5	20+ Points	2
Led Team In Rebounding	1	5+ Rebounds	6
Led Team In Assists	11	10+ Rebounds	0
Led Team In Steals	13	5+ Assists	4
Led Team In Blocks	2	3+ Steals	11

### LITTLEFORD GAME-BY-GAME STATISTICS

Date	Opp	GS	Min	FG	3FG	FT	O-D-R	PF	A	T	S	B	PTS
N10	TROY	*	25:42	1-3	0-0	6-6	1-4-5	4	5	2	4	0	8
N14	ASU	*	39:28	6-14	2-5	5-6	3-2-5	3	6	0	1	0	19
N17	at MIZ	*	22:13	0-3	0-0	2-2	0-2-2	4	3	5	2	0	2
N21	vs MAR	*	26:11	0-5	0-2	0-0	0-1-1	2	3	2	0	0	0
N22	vs NSU	*	30:55	2-7	0-4	2-2	0-0-0	0	1	8	3	0	6
N23	vs PFW	*	34:55	5-7	1-2	0-0	0-4-4	3	3	3	0	0	11
N30	MUR	*	36:40	4-14	2-5	1-3	0-2-2	2	1	2	3	1	11
D4	at VU	*	36:05	5-11	2-7	2-2	0-3-3	4	8	3	0	0	14
D12	at SDSU	-	-	-	-	DNP	-	-	-	-	-	-	-
D14	at SD	-	-	-	-	DNP	-	-	-	-	-	-	-
D17	at MOST	-	-	-	-	DNP	-	-	-	-	-	-	-
D29	at LR*	*	38:42	5-10	1-2	0-0	1-3-4	2	0	4	0	0	11
D31	MOR*	*	36:44	5-10	1-4	2-2	2-2-4	3	4	2	2	0	13
J5	SEMO*	*	32:47	5-10	0-0	6-9	2-1-3	4	6	7	2	0	16
J7	TTU*	*	37:51	3-8	0-1	4-5	0-4-4	4	2	3	0	0	10
J12	at TSU*	*	32:29	3-11	0-1	4-5	1-4-5	2	1	2	2	0	10
J14	at USI*	*	39:22	7-14	1-4	6-8	1-0-1	2	4	4	4	0	21
J19	at SEMO*	*	33:27	1-4	1-3	6-6	0-6-6	4	6	6	1	0	9
J21	EIU*	-	-	-	-	-	-	-	-	-	-	-	-
J26	LIN*	-	-	-	-	-	-	-	-	-	-	-	-
J28	USI*	-	-	-	-	-	-	-	-	-	-	-	-
F2	at SIUE*	-	-	-	-	-	-	-	-	-	-	-	-
F4	at LIN*	-	-	-	-	-	-	-	-	-	-	-	-
F6	at EVAN	-	-	-	-	-	-	-	-	-	-	-	-
F9	at EIU*	-	-	-	-	-	-	-	-	-	-	-	-
F11	LR*	-	-	-	-	-	-	-	-	-	-	-	-
F16	SIUE*	-	-	-	-	-	-	-	-	-	-	-	-
F18	at TTU*	-	-	-	-	-	-	-	-	-	-	-	-
F23	TSU*	-	-	-	-	-	-	-	-	-	-	-	-
F25	at MOR*	-	-	-	-	-	-	-	-	-	-	-	-

### LITTLEFORD CAREER STATISTICS

					Total			3-Point			F-Throw			Rebounds								Scoring		
Year	GP	GS	Min	Avg	FG	FGA	Pct	FG	FGA	Pct	FT	FTA	Pct	Off	Def	Tot	Avg	PF	Ast	TO	Blk	Stl	Pts	Avg
2021-22	24	23	827	34.5	83	226	.367	18	59	.305	81	109	.743	8	50	58	2.4	51	49	66	3	42	265	11.0
2022-23	15	15	500	33.3	52	131	.397	11	40	.275	46	56	.821	11	38	49	3.3	43	53	53	1	24	161	10.7
TOTAL	39	38	1327	34.0	135	357	.378	29	99	.293	127	165	.770	19	88	107	2.7	94	102	119	4	66	426	10.9



# PLAYER SUMMARIES



## LEXI RUBEL

G/F | 6-1 | Fr. | Cape Girardeau, Mo. | Notre Dame HS

SEASON HIGHS		CAREER HIGHS	
<b>Points</b>	12 vs. Purdue Fort Wayne (11/23/22)	<b>Points</b>	12 vs. Purdue Fort Wayne (11/23/22)
<b>FG Made</b>	4 vs. Purdue Fort Wayne (11/23/22)	<b>FG Made</b>	4 vs. Purdue Fort Wayne (11/23/22)
<b>FG Att.</b>	9 at Tennessee State (1/12/23)	<b>FG Att.</b>	9 at Tennessee State (1/12/23)
<b>3PG Made</b>	1, 4x, at Southern Indiana (1/14/23)	<b>3PG Made</b>	1, 4x, at Southern Indiana (1/14/23)
<b>3FG Att.</b>	3, 2x, at Southern Indiana (1/14/23)	<b>3FG Att.</b>	3, 2x, at Southern Indiana (1/14/23)
<b>FT Made</b>	3 vs. Purdue Fort Wayne (11/23/22)	<b>FT Made</b>	3 vs. Purdue Fort Wayne (11/23/22)
<b>FT Att.</b>	4 vs. Purdue Fort Wayne (11/23/22)	<b>FT Att.</b>	4 vs. Purdue Fort Wayne (11/23/22)
<b>Rebounds</b>	9 at Tennessee State (1/12/23)	<b>Rebounds</b>	9 at Tennessee State (1/12/23)
<b>Assists</b>	4 vs. Tennessee Tech (1/7/23)	<b>Assists</b>	4 vs. Tennessee Tech (1/7/23)
<b>Steals</b>	3, 2x, vs. Tennessee Tech (1/7/23)	<b>Steals</b>	3, 2x, vs. Tennessee Tech (1/7/23)
<b>Blocks</b>	1, 5x, vs. Morehead State (12/31/22)	<b>Blocks</b>	1, 5x, vs. Morehead State (12/31/22)
<b>Minutes</b>	35 at Vanderbilt (12/4/22)	<b>Minutes</b>	35 at Vanderbilt (12/4/22)

MISCELLANEOUS CAREER STATISTICS			
<b>Games Played</b>	14	<b>Double-Doubles</b>	0
<b>Games Started</b>	12	<b>10+ Points</b>	1
<b>Led Team In Scoring</b>	0	<b>20+ Points</b>	0
<b>Led Team In Rebounding</b>	2	<b>5+ Rebounds</b>	5
<b>Led Team In Assists</b>	0	<b>10+ Rebounds</b>	0
<b>Led Team In Steals</b>	3	<b>5+ Assists</b>	0
<b>Led Team In Blocks</b>	2	<b>3+ Steals</b>	0

RUBEL GAME-BY-GAME STATISTICS															
Date	Opp	GS	Min	FG	3FG	FT	O-D-R	PF	A	TO	S	B	PTS		
N10	TROY	*	12:52	0-0	0-0	0-0	0-1-1	1	0	2	0	0	0		
N14	ASU	*	31:15	3-4	0-0	1-2	2-3-5	0	2	2	1	1	7		
N17	at MIZ	*	26:24	2-4	0-0	0-0	1-2-3	1	1	4	0	1	4		
N21	vs MAR	*	20:29	2-4	1-1	2-2	2-4-6	1	1	2	0	0	7		
N22	vs NSU	*	23:12	1-6	0-0	1-1	1-1-2	5	0	5	1	0	3		
N23	vs PFW	*	24:24	4-7	1-2	3-4	1-6-7	0	0	5	1	1	12		
N30	MUR	*	25:05	1-8	0-3	2-3	1-3-4	3	3	3	1	1	4		
D4	at VU	*	35:31	0-4	0-1	0-0	3-2-5	1	0	1	3	0	0		
D12	at SDSU	-	-	-	-	DNP	-	-	-	-	-	-	-		
D14	at SD	-	-	-	-	DNP	-	-	-	-	-	-	-		
D17	at MOST	-	-	-	-	DNP	-	-	-	-	-	-	-		
D29	at LR*		13:48	1-3	0-1	0-0	0-2-2	1	2	0	1	0	2		
D31	MOR*		20:53	1-3	1-1	2-2	4-1-5	0	2	2	2	1	5		
J5	SEMO*		20:29	0-0	0-0	0-0	0-4-4	4	0	2	1	0	0		
J7	TTU*		31:22	2-5	0-1	1-2	1-2-3	1	4	2	3	0	5		
J12	at TSU*	*	34:16	2-9	1-1	0-0	3-6-9	1	2	2	0	0	5		
J14	at USI*	*	37:22	3-6	1-3	0-1	2-5-7	3	3	2	2	0	7		
J19	at SEMO*	*	24:52	0-1	0-0	2-2	2-1-3	2	2	1	0	0	2		
J21	EIU*	-	-	-	-	-	-	-	-	-	-	-	-		
J26	LIN*	-	-	-	-	-	-	-	-	-	-	-	-		
J28	USI*	-	-	-	-	-	-	-	-	-	-	-	-		
F2	at SIUE*	-	-	-	-	-	-	-	-	-	-	-	-		
F4	at LIN*	-	-	-	-	-	-	-	-	-	-	-	-		
F6	at EVAN	-	-	-	-	-	-	-	-	-	-	-	-		
F9	at EIU*	-	-	-	-	-	-	-	-	-	-	-	-		
F11	LR*	-	-	-	-	-	-	-	-	-	-	-	-		
F16	SIUE*	-	-	-	-	-	-	-	-	-	-	-	-		
F18	at TTU*	-	-	-	-	-	-	-	-	-	-	-	-		
F23	TSU*	-	-	-	-	-	-	-	-	-	-	-	-		
F25	at MOR*	-	-	-	-	-	-	-	-	-	-	-	-		

RUBEL CAREER STATISTICS																								
Year	GP	GS	Min	Avg	Total			3-Point			F-Throw			Rebounds				Scoring						
					FG	FGA	Pct	FG	FGA	Pct	FT	FTA	Pct	Off	Def	Tot	Avg	PF	Ast	To	Blk	Stl	Pts	Avg
2022-23	15	11	382	25.5	22	64	.344	5	14	.357	14	19	.737	23	43	66	4.4	24	22	35	5	16	63	4.2
TOTAL	15	11	382	25.5	22	64	.344	5	14	.357	14	19	.737	23	43	66	4.4	24	22	35	5	16	63	4.2



## SHARNECCE CURRIE-JELKS

F | 6-2 | Fr. | Jackson, Tenn. | Southside HS

SEASON HIGHS		CAREER HIGHS	
<b>Points</b>	30 vs. Southeast Missouri (1/5/23)	<b>Points</b>	30 vs. Southeast Missouri (1/5/23)
<b>FG Made</b>	12 vs. Southeast Missouri (1/5/23)	<b>FG Made</b>	12 vs. Southeast Missouri (1/5/23)
<b>FG Att.</b>	19 at South Dakota (12/14/22)	<b>FG Att.</b>	19 at South Dakota (12/14/22)
<b>3PG Made</b>	1, 3x, at Missouri State (12/17/22)	<b>3PG Made</b>	1, 3x, at Missouri State (12/17/22)
<b>3FG Att.</b>	4 at Missouri State (12/17/22)	<b>3FG Att.</b>	4 at Missouri State (12/17/22)
<b>FT Made</b>	7 vs. Norfolk State (11/22/22)	<b>FT Made</b>	7 vs. Norfolk State (11/22/22)
<b>FT Att.</b>	8, 2x, vs. Southeast Missouri (1/5/23)	<b>FT Att.</b>	8, 2x, vs. Southeast Missouri (1/5/23)
<b>Rebounds</b>	15 vs. Troy (11/10/22)	<b>Rebounds</b>	15 vs. Troy (11/10/22)
<b>Assists</b>	3 at Little Rock (12/29/22)	<b>Assists</b>	3 at Little Rock (12/29/22)
<b>Steals</b>	2, 4x, vs. Southeast Missouri (1/5/23)	<b>Steals</b>	2, 4x, vs. Southeast Missouri (1/5/23)
<b>Blocks</b>	4 vs. Murray State (11/30/22)	<b>Blocks</b>	4 vs. Murray State (11/30/22)
<b>Minutes</b>	34, 2x, vs. Southeast Missouri (1/5/23)	<b>Minutes</b>	34, 2x, vs. Southeast Missouri (1/5/23)

MISCELLANEOUS CAREER STATISTICS			
<b>Games Played</b>	16	<b>Double-Doubles</b>	2
<b>Games Started</b>	15	<b>10+ Points</b>	11
<b>Led Team In Scoring</b>	7	<b>20+ Points</b>	3
<b>Led Team In Rebounding</b>	8	<b>5+ Rebounds</b>	12
<b>Led Team In Assists</b>	0	<b>10+ Rebounds</b>	2
<b>Led Team In Steals</b>	2	<b>5+ Assists</b>	0
<b>Led Team In Blocks</b>	4	<b>3+ Blocks</b>	1

CURRIE-JELKS GAME-BY-GAME STATISTICS															
Date	Opp	GS	Min	FG	3FG	FT	O-D-R	PF	A	TO	S	B	PTS		
N10	TROY	*	32:07	7-9	0-0	0-0	4-11-15	3	0	2	0	1	14		
N14	ASU	*	24:34	0-2	0-0	2-4	3-5-8	3	0	0	0	1	2		
N17	at MIZ	*	23:57	4-7	0-0	0-1	1-3-4	5	0	1	0	0	8		
N21	vs MAR	*	28:25	5-12	1-2	1-2	2-3-5	2	0	3	1	0	12		
N22	vs NSU	*	26:55	4-13	0-1	7-8	2-1-3	4	1	1	1	0	15		
N23	vs PFW	*	22:45	10-12	1-1	0-0	2-4-6	2	2	2	2	0	21		
N30	MUR	*	29:18	6-12	0-1	1-3	2-7-9	4	1	4	2	4	13		
D4	at VU	*	29:06	7-12	0-0	2-2	3-4-7	3	0	1	2	0	16		
D12	at SDSU	*	30:08	7-13	0-1	0-2	1-3-4	4	2	0	1	1	14		
D14	at SD	*	24:32	10-19	0-1	3-3	2-2-4	5	0	2	0	1	23		
D17	at MOST	*	29:14	5-14	1-4	3-4	0-6-6	4	0	5	1	1	14		
D29	at LR*	*	30:13	2-6	0-1	2-3	0-7-7	4	3	1	0	0	6		
D31	MOR*	*	33:40	6-14	0-1	0-0	3-5-8	1	2	2	1	2	12		
J5	SEMO*	*	34:24	12-15	0-1	6-8	5-8-13	3	1	1	2	1	30		
J7	TTU*	*	14:28	2-3	0-0	1-2	1-0-1	0	0	1	0	1	5		
J12	at TSU*	-	-	-	-	DNP	-	-	-	-	-	-	-		
J14	at USI*	-	-	-	-	DNP	-	-	-	-	-	-	-		
J19	at SEMO*		19:49	4-7	0-0	0-0	1-4-5	2	0	3	2	1	8		
J21	EIU*	-	-	-	-	-	-	-	-	-	-	-	-		
J26	LIN*	-	-	-	-	-	-	-	-	-	-	-	-		
J28	USI*	-	-	-	-	-	-	-	-	-	-	-	-		
F2	at SIUE*	-	-	-	-	-	-	-	-	-	-	-	-		
F4	at LIN*	-	-	-	-	-	-	-	-	-	-	-	-		
F6	at EVAN	-	-	-	-	-	-	-	-	-	-	-	-		
F9	at EIU*	-	-	-	-	-	-	-	-	-	-	-	-		
F11	LR*	-	-	-	-	-	-	-	-	-	-	-	-		
F16	SIUE*	-	-	-	-	-	-	-	-	-	-	-	-		
F18	at TTU*	-	-	-	-	-	-	-	-	-	-	-	-		
F23	TSU*	-	-	-	-	-	-	-	-	-	-	-	-		
F25	at MOR*	-	-	-	-	-	-	-	-	-	-	-	-		

CURRIE-JELKS CAREER STATISTICS																								
Year	GP	GS	Min	Avg	Total			3-Point			F-Throw			Rebounds				Scoring						
					FG	FGA	Pct	FG	FGA	Pct	FT	FTA	Pct	Off	Def	Tot	Avg	PF	Ast	TO	Blk	Stl	Pts	Avg
2022-23	16	15	434	27.1	91	170	.535	3	14	.214	28	42	.667	32	73	105	6.6	49	12	29	14	15	213	13.3
TOTAL	16	15	434	27.1	91	170	.535	3	14	.214	28	42	.667	32	73	105	6.6	49	12	29	14	15	213	13.3

# PLAYER SUMMARIES



## PAIGE PIPKIN

G | 5-10 | Gr. | Henderson, Tenn. | Chester County HS

SEASON HIGHS		CAREER HIGHS	
Points	23 vs. Arkansas State (11/14/22)	Points	33 at Austin Peay (12/30/21)
FG Made	10 vs. Arkansas State (11/14/22)	FG Made	11 at Austin Peay (12/30/21)
FG Att.	16 vs. Arkansas State (11/14/22)	FG Att.	17 at Austin Peay (12/30/21)
3PG Made	3 at Vanderbilt (12/5/22)	3PG Made	6 vs. Morehead State (2/18/21)
3FG Att.	7 at Vanderbilt (12/5/22)	3FG Att.	8 vs. Morehead State (2/18/21)
FT Made	4 at South Dakota (12/14/22)	FT Made	8 at Austin Peay (12/30/21)
FT Att.	5 vs. Troy (11/10/22)	FT Att.	9 at Austin Peay (12/30/21)
Rebounds	5, 2x, vs. Arkansas State (11/14/22)	Rebounds	9 vs. No. 24 Virginia Tech (11/27/21)
Assists	4, 2x, vs. Murray State (11/30/22)	Assists	7 at Morehead State (1/24/22)
Steals	3, 2x, vs. Murray State (11/30/22)	Steals	5, 3x, vs. SIUE (3/2/22)
Blocks	1, 3x, at Vanderbilt (12/5/22)	Blocks	2 at Morehead State (1/23/21)
Minutes	34, 2x, at South Dakota State (12/12/22)	Minutes	40, 3x, vs. Bowling Green (12/21/21)

MISCELLANEOUS CAREER STATISTICS			
Games Played	69	Double-Doubles	0
Games Started	65	10+ Points	30
Led Team In Scoring	17	20+ Points	5
Led Team In Rebounding	9	5+ Rebounds	13
Led Team In Assists	21	10+ Rebounds	0
Led Team In Steals	18	5+ Assists	7
Led Team In Blocks	7	3+ Steals	10

PIPKIN GAME-BY-GAME STATISTICS													
Date	Opp	GS	Min	FG	3FG	FT	O-D-R	PF	A	T	S	B	PTS
N10	TROY		23:07	5-9	2-6	2-5	1-4-5	2	4	4	0	0	14
N14	ASU		28:23	10-16	2-4	1-1	0-5-5	0	1	0	3	0	23
N17	at MIZ		27:51	1-6	1-3	2-2	0-1-1	1	1	2	2	0	5
N21	vs MAR	*	23:09	3-6	2-3	0-0	0-1-1	1	4	0	1	0	8
N22	vs NSU	*	27:17	2-5	2-5	0-0	1-2-3	3	2	2	1	0	6
N23	vs PFW	*	27:04	2-8	1-4	1-1	0-1-1	2	2	5	2	1	6
N30	MUR	*	32:00	3-7	1-2	3-3	1-1-2	2	4	1	3	1	10
D4	at VU	*	34:07	8-15	3-7	0-0	0-3-3	4	3	1	1	1	19
D12	at SDSU	*	34:23	2-8	1-6	2-3	0-2-2	4	1	2	0	0	7
D14	at SD	*	34:55	4-10	1-4	4-4	0-1-1	2	3	3	0	0	13
D17	at MOST	*	35:45	4-11	0-2	1-2	0-2-2	1	2	5	0	0	9
D29	at LR*	*	31:25	4-13	2-4	1-2	3-1-4	2	0	1	0	0	11
D31	MOR*	-	-	-	-	DNP	-	-	-	-	-	-	-
J5	SEMO*	-	-	-	-	DNP	-	-	-	-	-	-	-
J7	TTU*	-	-	-	-	DNP	-	-	-	-	-	-	-
J12	at TSU*	-	-	-	-	DNP	-	-	-	-	-	-	-
J14	at USI*	-	-	-	-	DNP	-	-	-	-	-	-	-
J19	at SEMO*	-	-	-	-	DNP	-	-	-	-	-	-	-
J21	EIU*	-	-	-	-	-	-	-	-	-	-	-	-
J26	LIN*	-	-	-	-	-	-	-	-	-	-	-	-
J28	USI*	-	-	-	-	-	-	-	-	-	-	-	-
F2	at SIUE*	-	-	-	-	-	-	-	-	-	-	-	-
F4	at LIN*	-	-	-	-	-	-	-	-	-	-	-	-
F6	at EVAN	-	-	-	-	-	-	-	-	-	-	-	-
F9	at EIU*	-	-	-	-	-	-	-	-	-	-	-	-
F11	LR*	-	-	-	-	-	-	-	-	-	-	-	-
F16	SIUE*	-	-	-	-	-	-	-	-	-	-	-	-
F18	at TTU*	-	-	-	-	-	-	-	-	-	-	-	-
F23	TSU*	-	-	-	-	-	-	-	-	-	-	-	-
F25	at MOR*	-	-	-	-	-	-	-	-	-	-	-	-

PIPKIN CAREER STATISTICS																					
Year	GP	GS	Min	Avg	Total		3-Point			F-Throw		Rebounds				PF				Scoring	
					FG	FGA Pct	FG	FGA Pct	FT	FTA Pct	Off	Def	Tot	Avg	PF	Ast	TO	Blk	Stl	Pts Avg	
2017-18	-	-	-	-	-	-	-	-	Redshirted	-	-	-	-	-	-	-	-	-	-	-	
2018-19	3	3	55	18.3	4	16 .250	0	7 .000	0	0 .000	1	2	3 1.0	4	8	8	0	1	8	2.7	
2019-20	-	-	-	-	-	-	-	-	Injured	-	-	-	-	-	-	-	-	-	-	-	
2020-21	26	25	687	26.4	65	159 .409	29	75 .387	30	41 .732	18	58	76 2.9	42	72	47	8	28	189	7.3	
2021-22	28	28	914	32.6	113	288 .392	38	113 .336	80	97 .825	13	102	115 4.1	64	62	80	7	48	344	12.3	
2022-23	12	9	361	30.1	48	114 .421	18	50 .360	17	23 .739	6	24	30 2.5	24	27	26	3	13	131	10.9	
TOTAL	69	65	2017	29.2	230	577 .399	85	245 .347	127	161 .789	38	186	224 3.2	134	169	161	18	90	672	9.7	

32

## ALLY COLLETT

G | 5-7 | R-So. | London, Ky. | Eastern Kentucky

SEASON HIGHS		CAREER HIGHS	
Points	N/A	Points	18 vs. Charlotte (1/29/21)
FG Made	N/A	FG Made	5, 2x, at Florida Atlantic (2/5/21)
FG Att.	N/A	FG Att.	12, 2x, at Louisiana Tech (1/9/21)
3PG Made	N/A	3PG Made	4, 4x, vs. Old Dominion (3/9/21)
3FG Att.	N/A	3FG Att.	10 at Louisiana Tech (1/9/21)
FT Made	N/A	FT Made	6 vs. Charlotte (1/29/21)
FT Att.	N/A	FT Att.	8 vs. Charlotte (1/29/21)
Rebounds	N/A	Rebounds	6 vs. Appalachian State (11/11/22)
Assists	N/A	Assists	3, 5x, vs. Old Dominion (3/9/21)
Steals	N/A	Steals	3 at Miami (12/12/21)
Blocks	N/A	Blocks	1, 3x, at Northern Kentucky (11/14/21)
Minutes	N/A	Minutes	42 vs. Charlotte (1/29/21)

MISCELLANEOUS CAREER STATISTICS			
Games Played	54   0 at UTM	Double-Doubles	0
Games Started	14   0 at UTM	10+ Points	0
Led Team In Scoring	0	20+ Points	0
Led Team In Rebounding	0	5+ Rebounds	0
Led Team In Assists	0	10+ Rebounds	0
Led Team In Steals	0	5+ Assists	0
Led Team In Blocks	0	3+ Steals	0

COLLETT GAME-BY-GAME STATISTICS													
Date	Opp	GS	Min	FG	3FG	FT	O-D-R	PF	A	T	S	B	PTS
N10	TROY	-	-	-	-	at ECU	-	-	-	-	-	-	-
N14	ASU	-	-	-	-	at ECU	-	-	-	-	-	-	-
N17	at MIZ	-	-	-	-	at ECU	-	-	-	-	-	-	-
N21	vs MAR	-	-	-	-	at ECU	-	-	-	-	-	-	-
N22	vs NSU	-	-	-	-	at ECU	-	-	-	-	-	-	-
N23	vs PFW	-	-	-	-	at ECU	-	-	-	-	-	-	-
N30	MUR	-	-	-	-	at ECU	-	-	-	-	-	-	-
D4	at VU	-	-	-	-	at ECU	-	-	-	-	-	-	-
D12	at SDSU	-	-	-	-	at ECU	-	-	-	-	-	-	-
D14	at SD	-	-	-	-	at ECU	-	-	-	-	-	-	-
D17	at MOST	-	-	-	-	at ECU	-	-	-	-	-	-	-
D29	at LR*	-	-	-	-	DNP	-	-	-	-	-	-	-
D31	MOR*	-	-	-	-	DNP	-	-	-	-	-	-	-
J5	SEMO*	-	-	-	-	DNP	-	-	-	-	-	-	-
J7	TTU*	-	-	-	-	DNP	-	-	-	-	-	-	-
J12	at TSU*	-	-	-	-	DNP	-	-	-	-	-	-	-
J14	at USI*	-	-	-	-	DNP	-	-	-	-	-	-	-
J19	at SEMO*	-	-	-	-	DNP	-	-	-	-	-	-	-
J21	EIU*	-	-	-	-	-	-	-	-	-	-	-	-
J26	LIN*	-	-	-	-	-	-	-	-	-	-	-	-
J28	USI*	-	-	-	-	-	-	-	-	-	-	-	-
F2	at SIUE*	-	-	-	-	-	-	-	-	-	-	-	-
F4	at LIN*	-	-	-	-	-	-	-	-	-	-	-	-
F6	at EVAN	-	-	-	-	-	-	-	-	-	-	-	-
F9	at EIU*	-	-	-	-	-	-	-	-	-	-	-	-
F11	LR*	-	-	-	-	-	-	-	-	-	-	-	-
F16	SIUE*	-	-	-	-	-	-	-	-	-	-	-	-
F18	at TTU*	-	-	-	-	-	-	-	-	-	-	-	-
F23	TSU*	-	-	-	-	-	-	-	-	-	-	-	-
F25	at MOR*	-	-	-	-	-	-	-	-	-	-	-	-

COLLETT CAREER STATISTICS																								
Year	GP	GS	Min	Avg	Total			3-Point			F-Throw			Rebounds				Scoring						
					FG	FGA	Pct	FG	FGA	Pct	FT	FTA	Pct	Off	Def	Tot	Avg	PF	Asst	TO	Blk	Stl	Pts	Avg
2020-21*	23	9	605	26.3	58	165	.352	38	108	.352	42	55	.764	6	35	41	1.8	44	28	53	2	10	196	8.5
2021-22**	20	5	195	9.7	11	63	.175	8	40	.200	7	10	.700	2	7	9	0.5	9	8	14	1	12	37	1.9
2022-23**	11	0	133	12.1	9	33	.273	5	19	.263	9	12	.750	6	13	19	1.7	11	3	14	0	2	32	2.9
UTM	0	0	0	0.0	0	0	.000	0	0	.000	0	0	.000	0	0	0	0.0	0	0	0	0	0	0	0.0
TOTAL	54	14	933	17.3	78	261	.299	51	167	.305	58	77	.753	14	55	69	1.3	64	39	81	3	24	265	4.9
*Played 2020-21 at Western Kentucky*																								
**Played 2021-22 and 2022-23 at Eastern Kentucky**																								

\*Played 2020-21 at Western Kentucky\*

\*\*Played 2021-22 and 2022-23 at Eastern Kentucky\*\*

# PLAYER SUMMARIES

33



JOSIE STOREY

G | 5-10 | Fr. | Mountain View, Ark. | Mountain View HS

SEASON HIGHS		CAREER HIGHS	
Points	20 at Southern Indiana (1/14/23)	Points	20 at Southern Indiana (1/14/23)
FG Made	6 at Tennessee State (1/12/23)	FG Made	6 at Tennessee State (1/12/23)
FG Att.	11, 3x, at Southern Indiana (1/14/23)	FG Att.	11, 3x, at Southern Indiana (1/14/23)
3PG Made	6 at Tennessee State (1/12/23)	3PG Made	6 at Tennessee State (1/12/23)
3FG Att.	11 at Tennessee State (1/12/23)	3FG Att.	11 at Tennessee State (1/12/23)
FT Made	8 at Southern Indiana (1/14/23)	FT Made	8 at Southern Indiana (1/14/23)
FT Att.	9 at Southern Indiana (1/14/23)	FT Att.	9 at Southern Indiana (1/14/23)
Rebounds	7 vs. Tennessee Tech (1/7/23)	Rebounds	7 vs. Tennessee Tech (1/7/23)
Assists	6 vs. Southeast Missouri (1/5/23)	Assists	6 vs. Southeast Missouri (1/5/23)
Steals	4 vs. Morehead State (12/31/22)	Steals	4 vs. Morehead State (12/31/22)
Blocks	1 at Missouri State (12/17/22)	Blocks	1 at Missouri State (12/17/22)
Minutes	37 vs. Morehead State (12/31/22)	Minutes	37 vs. Morehead State (12/31/22)

MISCELLANEOUS CAREER STATISTICS			
Games Played	18	Double-Doubles	0
Games Started	10	10+ Points	6
Led Team In Scoring	3	20+ Points	1
Led Team In Rebounding	0	5+ Rebounds	1
Led Team In Assists	2	10+ Rebounds	0
Led Team In Steals	2	5+ Assists	2
Led Team In Blocks	0	3+ Steals	2

STOREY GAME-BY-GAME STATISTICS														
Date	Opp		GS	Min	FG	3FG	FT	O-D-R	PF	A	TO	S	B	PTS
N10	TROY			3:37	0-0	0-0	0-0	0-1-1	1	1	0	0	0	0
N14	ASU			7:20	0-3	0-3	0-0	0-1-1	0	0	0	1	0	0
N17	at MIZ			6:52	3-4	3-4	0-0	0-1-1	1	1	1	0	0	9
N21	vs MAR			16:24	0-3	0-3	0-0	1-2-3	2	1	0	0	0	0
N22	vs NSU			22:50	2-6	1-5	0-0	0-0-0	2	1	1	3	0	5
N23	vs PFW			21:16	2-4	1-3	2-2	0-0-1	4	2	0	1	0	7
N30	MUR			4:58	0-2	0-2	0-0	0-0-0	0	0	0	1	0	0
D4	at VU			11:07	0-1	0-1	0-0	0-0-0	5	0	0	1	0	0
D12	at SDSU	*		36:03	2-8	2-6	1-2	0-1-1	2	0	0	2	0	7
D14	at SD	*		35:21	1-7	1-6	0-0	0-3-3	2	5	2	2	0	3
D17	at MOST	*		27:49	2-8	0-4	2-2	0-0-0	5	0	2	1	1	6
D29	at LR*			11:20	0-1	0-1	0-0	0-0-0	2	0	1	0	0	0
D31	MOR*	*		37:12	5-10	4-7	1-1	0-4-4	0	3	3	4	0	15
J5	SEMO*	*		27:19	3-10	3-9	1-2	1-3-4	5	6	0	2	0	10
J7	TTU*	*		35:31	3-11	1-8	0-0	2-5-7	2	1	4	1	0	7
J12	at TSU*	*		33:02	6-11	6-11	0-0	0-2-2	4	1	2	0	0	18
J14	at USI*	*		31:02	4-11	4-9	8-9	0-4-4	4	0	3	2	0	20
J19	at SEMO*	*		38:44	4-8	3-7	1-2	0-4-4	3	0	3	0	0	12
J21	EIU*	-		-	-	-	-	-	-	-	-	-	-	-
J26	LIN*	-		-	-	-	-	-	-	-	-	-	-	-
J28	USI*	-		-	-	-	-	-	-	-	-	-	-	-
F2	at SIUE*	-		-	-	-	-	-	-	-	-	-	-	-
F4	at LIN*	-		-	-	-	-	-	-	-	-	-	-	-
F6	at EVAN	-		-	-	-	-	-	-	-	-	-	-	-
F9	at EIU*	-		-	-	-	-	-	-	-	-	-	-	-
F11	LR*	-		-	-	-	-	-	-	-	-	-	-	-
F16	SIUE*	-		-	-	-	-	-	-	-	-	-	-	-
F18	at TTU*	-		-	-	-	-	-	-	-	-	-	-	-
F23	TSU*	-		-	-	-	-	-	-	-	-	-	-	-
F25	at MOR*	-		-	-	-	-	-	-	-	-	-	-	-

STOREY CAREER STATISTICS																								
Year	GP	GS	Min	Avg	Total			3-Point			F-Throw			Rebounds				PF	Ast	TO	Blk	Stl	Scoring	
					FG	FGA	Pct	FG	FGA	Pct	FT	FTA	Pct	Off	Def	Tot	Avg						Pts	Avg
2022-23	18	9	405	22.5	37	108	.343	29	89	.326	16	20	.800	4	32	36	2.0	44	23	21	1	21	119	6.6
TOTAL	18	9	405	22.5	37	108	.343	29	89	.326	16	20	.800	4	32	36	2.0	44	23	21	1	21	119	6.6

44



KENLEY McCARN

G/F | 5-11 | Fr. | Melbourne, Ark. | Melbourne HS

SEASON HIGHS		CAREER HIGHS	
Points	31 vs. Troy (11/10/22)	Points	31 vs. Troy (11/10/22)
FG Made	12 vs. Troy (11/10/22)	FG Made	12 vs. Troy (11/10/22)
FG Att.	19, 2x, at Missouri (11/17/22)	FG Att.	19, 2x, at Missouri (11/17/22)
3PG Made	2, 2x, vs. Marshall (11/21/22)	3PG Made	2, 2x, vs. Marshall (11/21/22)
3FG Att.	6 at Missouri (11/17/22)	3FG Att.	6 at Missouri (11/17/22)
FT Made	8 at Missouri (11/17/22)	FT Made	8 at Missouri (11/17/22)
FT Att.	9 at Missouri (11/17/22)	FT Att.	9 at Missouri (11/17/22)
Rebounds	7 at Missouri (11/17/22)	Rebounds	7 at Missouri (11/17/22)
Assists	2 vs. Marshall (11/21/22)	Assists	2 vs. Marshall (11/21/22)
Steals	2, 2x, vs. Marshall (11/21/22)	Steals	2, 2x, vs. Marshall (11/21/22)
Blocks	2 vs. Troy (11/10/22)	Blocks	2 vs. Troy (11/10/22)
Minutes	38 vs. Troy (11/10/22)	Minutes	38 vs. Troy (11/10/22)

MISCELLANEOUS CAREER STATISTICS			
Games Played	4	Double-Doubles	0
Games Started	3	10+ Points	4
Led Team In Scoring	3	20+ Points	1
Led Team In Rebounding	0	5+ Rebounds	1
Led Team In Assists	0	10+ Rebounds	0
Led Team In Steals	2	5+ Assists	0
Led Team In Blocks	1	3+ Steals	0

McCARN GAME-BY-GAME STATISTICS													
Date	Opp	GS	Min	FG	3FG	FT	O-D-R	PF	A	T	S	B	PTS
N10	TROY	*	37:58	12-19	1-4	6-6	2-1-3	2	1	6	0	2	31
N14	ASU	*	37:24	7-17	2-5	3-3	1-3-4	1	1	0	1	1	19
N17	at MIZ	*	38:07	5-19	1-6	4-4	0-7-7	2	0	2	2	0	15
N21	vs MAR		20:12	4-8	2-5	4-6	0-3-3	4	2	6	2	0	14
N22	vs NSU	-	-	-	-	DNP	-	-	-	-	-	-	-
N23	vs PFW	-	-	-	-	DNP	-	-	-	-	-	-	-
N30	MUR	-	-	-	-	DNP	-	-	-	-	-	-	-
D4	at VU	-	-	-	-	DNP	-	-	-	-	-	-	-
D12	at SDSU	-	-	-	-	DNP	-	-	-	-	-	-	-
D14	at SD	-	-	-	-	DNP	-	-	-	-	-	-	-
D17	at MOST	-	-	-	-	DNP	-	-	-	-	-	-	-
D29	at LR*	-	-	-	-	DNP	-	-	-	-	-	-	-
D31	MOR*	-	-	-	-	DNP	-	-	-	-	-	-	-
J5	SEMO*	-	-	-	-	DNP	-	-	-	-	-	-	-
J7	TTU*	-	-	-	-	DNP	-	-	-	-	-	-	-
J12	at TSU*	-	-	-	-	DNP	-	-	-	-	-	-	-
J14	at USI*	-	-	-	-	DNP	-	-	-	-	-	-	-
J19	at SEMO*	-	-	-	-	DNP	-	-	-	-	-	-	-
J21	EIU*	-	-	-	-	-	-	-	-	-	-	-	-
J26	LIN*	-	-	-	-	-	-	-	-	-	-	-	-
J28	USI*	-	-	-	-	-	-	-	-	-	-	-	-
F2	at SIUE*	-	-	-	-	-	-	-	-	-	-	-	-
F4	at LIN*	-	-	-	-	-	-	-	-	-	-	-	-
F6	at EVAN	-	-	-	-	-	-	-	-	-	-	-	-
F9	at EIU*	-	-	-	-	-	-	-	-	-	-	-	-
F11	LR*	-	-	-	-	-	-	-	-	-	-	-	-
F16	SIUE*	-	-	-	-	-	-	-	-	-	-	-	-
F18	at TTU*	-	-	-	-	-	-	-	-	-	-	-	-
F23	TSU*	-	-	-	-	-	-	-	-	-	-	-	-
F25	at MOR*	-	-	-	-	-	-	-	-	-	-	-	-

McCARN CAREER STATISTICS																								
Year	GP	GS	Min	Avg	Total			3-Point			F-Throw			Rebounds				PF	Ast	TO	Blk	Stl	Scoring	
					FG	FGA	Pct	FG	FGA	Pct	FT	FTA	Pct	Off	Def	Tot	Avg						Pts	Avg
2022-23	4	3	134	33.5	28	63	.444	6	20	.300	17	19	.895	3	14	17	4.3	9	4	14	3	5	79	19.8
TOTAL	4	3	134	33.5	28	63	.444	6	20	.300	17	19	.895	3	14	17	4.3	9	4	14	3	5	79	19.8



# TEAM GAME-BY-GAME

Opponent	Date	Score	W/L	Total			3-Pointers			Free Throws			Rebounds				PF	A	TO	Blk	Stl	Pts	Avg
				FG	FGA	Pct	3FG	FGA	Pct	FT	FTA	Pct	Off	Def	Tot	Avg							
TROY	11/10/22	84-89	L	31	55	.564	8	20	.400	14	17	.824	8	30	38	38.0	20	13	29	3	6	84	84.0
ARKANSAS ST.	11/14/22	73-54	W	26	65	.400	6	18	.333	15	20	.750	14	26	40	39.0	10	11	6	3	7	73	78.5
at Missouri	11/17/22	55-60	L	19	51	.373	9	19	.474	8	9	.889	4	25	29	35.7	16	7	17	1	6	55	70.7
vs Marshall	11/21/22	57-70	L	20	54	.370	9	24	.375	8	12	.667	8	18	26	33.2	18	12	15	1	7	57	67.2
vs Norfolk St.	11/22/22	55-70	L	17	50	.340	6	22	.273	15	17	.882	7	11	18	30.2	19	11	20	0	12	55	64.8
vs Purdue Fort Wayne	11/23/22	81-51	W	30	55	.545	7	16	.438	14	16	.875	8	30	38	31.5	13	15	19	3	9	81	67.5
MURRAY ST.	11/30/22	52-71	L	19	56	.339	4	19	.211	10	16	.625	7	15	22	30.1	15	13	14	8	13	52	65.3
at Vanderbilt	12/04/22	66-54	W	26	58	.448	10	26	.385	4	4	1.000	11	16	27	29.8	23	16	16	1	9	66	65.4
at South Dakota St.	12/12/22	36-75	L	14	47	.298	5	23	.217	3	7	.429	4	17	21	28.8	18	7	18	1	9	36	62.1
at South Dakota	12/14/22	67-61	W	23	54	.426	8	22	.364	13	15	.867	4	27	31	29.0	17	17	14	4	6	67	62.6
at Missouri St.	12/17/22	59-68	L	21	57	.368	3	18	.167	14	18	.778	9	22	31	29.2	22	5	18	3	9	59	62.3
at Little Rock	12/29/22	44-45	L	16	44	.364	5	12	.417	7	11	.636	6	28	34	29.6	13	10	15	1	2	44	60.8
MOREHEAD ST.	12/31/22	63-48	W	22	55	.400	10	26	.385	9	9	1.000	12	23	35	30.0	8	15	16	4	16	63	60.9
SOUTHEAST MISSOURI	01/05/23	77-58	W	27	50	.540	4	17	.235	19	29	.655	13	26	39	30.6	24	21	22	7	13	77	62.1
TENNESSEE TECH	01/07/23	49-61	L	18	48	.375	1	16	.063	12	16	.750	10	19	29	30.5	11	8	18	4	7	49	61.2
at Tennessee St.	01/12/23	67-71	L	24	58	.414	9	22	.409	10	12	.833	6	21	27	30.3	14	16	9	2	5	67	61.6
at Southern Ind.	01/14/23	63-60	W	18	44	.409	7	22	.318	20	30	.667	8	21	29	30.2	22	9	21	0	10	63	61.6
at Southeast Missouri	01/19/23	54-56	L	16	44	.364	7	23	.304	15	17	.882	4	24	28	30.1	13	13	24	3	8	54	61.2
<b>UT Martin</b>		<b>1102</b>		<b>387</b>	<b>945</b>	<b>.410</b>	<b>118</b>	<b>365</b>	<b>.323</b>	<b>210</b>	<b>275</b>	<b>.764</b>	<b>143</b>	<b>399</b>	<b>542</b>	<b>30.1</b>	<b>296</b>	<b>219</b>	<b>311</b>	<b>49</b>	<b>154</b>	<b>1102</b>	<b>61.2</b>
<b>Opponents</b>		<b>1122</b>		<b>396</b>	<b>955</b>	<b>.415</b>	<b>118</b>	<b>356</b>	<b>.331</b>	<b>212</b>	<b>298</b>	<b>.711</b>	<b>189</b>	<b>434</b>	<b>623</b>	<b>34.6</b>	<b>295</b>	<b>251</b>	<b>326</b>	<b>57</b>	<b>160</b>	<b>1122</b>	<b>62.3</b>



## SPECIALTY TEAM STATS

Date	Opponent	Result	POINTS IN THE PAINT			POINTS OFF TURNOVERS			2ND CHANCE POINTS			FAST BREAK POINTS			BENCH POINTS		
			UTM	OPP.	DIFF.	UTM	OPP.	DIFF.	UTM	OPP.	DIFF.	UTM	OPP.	DIFF.	UTM	OPP.	DIFF.
Nov. 10	TROY	L, 89-84	36	32	+4	6	32	-26	14	20	-6	8	17	-9	17	40	-23
Nov. 14	ARKANSAS STATE	W, 73-54	40	12	+28	23	5	+18	12	6	+6	8	4	+4	26	12	+14
Nov. 17	at Missouri	L, 60-55	18	26	-8	11	15	-4	5	3	+2	0	7	-7	23	25	-2
Nov. 21	vs. Marshall	L, 70-57	14	36	-22	7	17	-10	4	9	-5	6	12	-6	25	13	+12
Nov. 22	vs. Norfolk State	L, 70-55	18	42	-24	22	19	+3	4	21	-17	7	0	+7	15	2	+13
Nov. 23	vs. Purdue Fort Wayne	W, 81-51	40	20	+20	22	13	+9	12	7	+5	15	2	+13	22	25	-3
Nov. 30	MURRAY STATE	L, 71-52	24	28	-4	10	8	+2	10	0	+10	3	10	-7	7	19	-12
Dec. 4	at Vanderbilt	W, 66-54	28	14	+14	28	11	+17	9	5	+4	5	2	+3	3	20	-17
Dec. 12	at South Dakota State	L, 75-36	12	26	-14	4	20	-16	5	7	-2	0	6	-6	2	34	-32
Dec. 14	at South Dakota	W, 67-61	26	24	+2	11	10	+1	5	7	-2	5	8	-3	2	21	-19
Dec. 17	at Missouri State	L, 68-59	28	38	-10	13	19	-6	11	19	-8	6	1	+5	4	27	-23
Dec. 29	at Little Rock*	L, 45-44	18	24	-6	6	10	-4	5	7	-2	2	9	-7	2	14	-12
Dec. 31	MOREHEAD STATE*	W, 63-48	20	22	-2	23	6	+17	6	7	-1	14	9	+5	5	31	-26
Jan. 5	SOUTHEAST MISSOURI*	W, 77-58	40	20	+20	27	23	+4	14	14	0	16	13	+3	2	25	-23
Jan. 7	TENNESSEE TECH*	L, 61-49	30	34	-4	6	20	-14	9	10	-1	0	8	-8	7	17	-10
Jan. 12	at Tennessee State*	L, 71-67	26	34	-8	11	6	+5	1	7	-6	6	10	-4	10	18	-8
Jan. 14	at Southern Indiana*	W, 63-60	18	20	-2	23	27	-4	3	7	-4	8	4	+4	6	14	-8
Jan. 19	at Southeast Missouri*	L, 56-54	14	22	-8	14	21	-7	3	7	-4	3	12	-9	17	22	-5



Troy at UT Martin  
11/10/22 | 6 pm at Elam Center - Martin, Tenn.

Troy 89 • 2-0												
##	Player	GS	MIN	FG	3PT	FT	O-B-T	PF	A	T	B	SPTS
05	Jada Walton	*	24	7-15	2-7	2-2	1-6-7	0	4	1	2	18
10	Tai'Sheka Porchia	*	29	6-15	0-1	2-2	9-2-11	1	0	1	0	14
03	Makayia Hallmon	*	22	4-13	1-5	0-0	1-0-1	3	3	3	1	9
22	Sharonica Hartsfield*	*	32	2-8	0-3	2-4	3-1-4	3	10	3	0	8
02	Felmas Koranga	*	18	1-4	0-0	0-0	3-5-8	1	0	1	0	2
00	Gabbi Cartagena		10	5-6	4-5	0-0	0-1-1	0	1	1	0	14
11	Ja'Mia Hollings		15	3-4	0-1	3-5	2-0-2	4	1	1	0	19
04	Jashanti Simmons		14	1-5	1-3	3-6	2-0-2	1	1	0	2	6
01	Mary Delgado		12	2-7	2-5	0-0	0-1-1	2	0	2	0	1
23	Shaniah Nunn		7	0-5	0-3	3-4	0-0-0	1	0	0	0	1
20	Janeen Camp		6	1-2	0-0	0-0	2-1-3	3	1	0	0	2
21	Ke'Ajia Williams		11	0-0	0-0	0-0	2-2-4	2	0	0	0	1
TM TEAM			0	0-0	0-0	0-0	0-0-0	0	0	0	0	0
Totals		-	200	32-84	10-33	15-23	25-19-44	21	21	13	2	89

UT Martin 84 • 0-1												
##	Player	GS	MIN	FG	3PT	FT	O-B-T	PF	A	T	B	SPTS
44	Kenley McCarn	*	38	12-19	1-4	6-6	2-1-3	2	1	6	2	0
23	S. Currie-Jelks	*	33	7-9	0-0	0-0	4-11-15	3	0	2	1	0
05	Seygan Robins	*	31	5-12	4-8	0-0	0-1-1	0	0	8	0	1
11	Shae Littleford	*	25	1-3	0-0	6-6	1-4-5	4	5	2	0	4
12	Lexi Rubel	*	12	0-0	0-0	0-0	0-1-1	1	0	2	0	0
25	Paige Pipkin	*	24	5-9	2-6	2-5	1-4-5	2	4	4	0	14
04	Anaya Brown		27	1-2	1-2	0-0	0-3-3	3	2	4	0	1
03	Diamond Cannon		6	0-1	0-0	0-0	0-1-1	4	0	1	0	0
33	Josie Storey		4	0-0	0-0	0-0	0-1-1	1	1	0	0	0
TM TEAM			0	0-0	0-0	0-0	0-3-3	0	0	0	0	0
Totals		-	200	35-85	8-20	14-17	8-30-38	20	13	29	3	84

Score by Periods					
	1st	2nd	3rd	4th	Total
Troy	18	18	22	31	89
UT Martin	17	20	21	26	84



Arkansas State at UT Martin  
11/14/22 | 6 pm at Elam Center - Martin, Tenn.

Arkansas State 54 • 0-2												
##	Player	GS	MIN	FG	3PT	FT	O-B-T	PF	A	T	B	SPTS
11	Mallyn Wilkerson	*	35	5-10	4-8	0-0	0-2-2	2	0	5	0	0
23	Izzy Higginbottom	*	38	3-12	2-7	2-2	0-5-5	2	5	2	1	0
15	Annaleise Griffin	*	38	2-11	0-1	4-6	3-10-13	3	4	1	1	0
24	Laurny Pendleton	*	28	3-8	0-2	0-0	0-1-1	5	2	3	0	6
42	Melodie Kapinga	*	18	1-1	0-0	2-4	2-2-4	4	0	0	1	0
00	Jade Upshaw		23	4-8	2-5	0-0	1-1-2	2	1	4	0	10
03	Tierney Echols		4	1-1	0-0	0-0	0-1-1	1	0	1	0	2
30	Kiayra Ellis		16	0-1	0-0	0-0	0-5-5	3	0	2	3	0
TM TEAM			0	0-0	0-0	0-0	2-1-3	0	0	1	0	0
Totals		-	200	19-52	8-23	8-12	8-28-36	22	12	19	6	54

UT Martin 73 • 1-1												
##	Player	GS	MIN	FG	3PT	FT	O-B-T	PF	A	T	B	SPTS
11	Shae Littleford	*	39	6-14	2-5	5-6	3-2-5	3	6	0	0	1
44	Kenley McCarn	*	38	7-17	2-5	3-3	1-3-4	1	1	0	1	1
12	Lexi Rubel	*	31	3-4	0-0	1-2	2-3-5	0	2	2	1	1
23	S. Currie-Jelks	*	25	0-2	0-0	2-4	3-5-8	3	0	0	1	0
05	Seygan Robins	*	17	0-6	0-1	0-0	0-2-2	0	1	1	0	0
25	Paige Pipkin		28	10-16	2-4	1-1	0-5-5	0	1	0	0	3
04	Anaya Brown		15	0-3	0-0	3-4	2-4-6	3	0	1	0	0
33	Josie Storey		7	0-3	0-3	0-0	0-1-1	0	0	0	0	1
TM TEAM			0	0-0	0-0	0-0	3-1-4	0	0	2	0	0
Totals		-	200	26-65	6-18	15-20	14-26-40	10	11	6	3	73

Score by Periods					
	1st	2nd	3rd	4th	Total
Arkansas St.	13	20	15	6	54
UT Martin	11	16	20	26	73



UT Martin at Missouri  
11/17/22 | 7 pm at Mizzou Arena - Columbia, Mo.

UT Martin 55 • 1-2												
##	Player	GS	MIN	FG	3PT	FT	O-B-T	PF	A	T	B	SPTS
44	Kenley McCarn	*	38	5-19	1-6	4-4	0-7-7	2	0	2	0	2
23	S. Currie-Jelks	*	23	4-7	0-0	0-1	1-3-4	5	0	1	0	8
12	Lexi Rubel	*	28	2-4	0-0	0-0	1-2-3	1	1	4	1	0
05	Seygan Robins	*	28	1-3	1-2	0-0	0-0-0	2	1	1	0	0
11	Shae Littleford	*	22	0-3	0-0	2-2	0-2-2	4	3	5	0	2
04	Anaya Brown		27	3-5	3-4	0-0	0-8-8	0	0	0	0	9
33	Josie Storey		6	3-4	3-4	0-0	0-1-1	1	1	1	0	9
25	Paige Pipkin		28	1-6	1-3	2-2	0-1-1	1	1	2	0	2
00	Sydnee Boykin		0+	0-0	0-0	0-0	0-0-0	0	0	0	0	0
03	Diamond Cannon		0+	0-0	0-0	0-0	0-0-0	0	0	0	0	0
TM TEAM			0	0-0	0-0	0-0	2-1-3	0	0	1	0	0
Totals		-	200	19-51	9-19	8-9	4-25-29	16	7	17	1	6

Missouri 60 • 5-0												
##	Player	GS	MIN	FG	3PT	FT	O-B-T	PF	A	T	B	SPTS
43	Hayley Frank	*	36	4-11	2-7	5-6	1-5-6	1	3	4	0	2
01	Lauren Hansen	*	37	3-13	1-8	4-4	0-3-3	2	1	2	0	1
13	Haley Troup	*	31	3-7	1-3	2-2	1-2-3	2	4	0	0	1
10	Katlyn Gilbert	*	22	0-2	0-1	0-0	0-1-1	4	3	2	1	0
32	Jayla Kelly	*	6	0-1	0-0	0-0	0-1-1	1	0	3	1	0
02	Sara-Rose Smith		23	5-9	2-4	0-0	3-9-12	1	1	2	0	12
24	Ashton Judd		23	5-7	0-2	1-2	1-5-6	4	1	0	0	11
20	Sarah Linthacum		13	1-2	0-0	0-0	1-1-2	1	1	0	0	2
TM TEAM			0	0-0	0-0	0-0	0-2-2	0	0	0	0	0
Totals		-	200	21-52	6-25	12-14	7-29-36	15	12	17	2	8

Score by Periods					
	1st	2nd	3rd	4th	Total
UT Martin	15	11	9	20	55
Missouri	13	12	14	21	60



Marshall vs UT Martin  
11/21/22 | 7 pm at Enmarket Arena - Savannah, Ga.

Marshall 70 • 2-1												
##	Player	GS	MIN	FG	3PT	FT	O-B-T	PF	A	T	B	SPTS
02	Roshala Scott	*	32	7-10	5-7	0-1	2-6-8	1	4	5	1	0
04	Abby Beeman	*	36	4-9	1-2	7-7	1-6-7	1	5	2	0	3
25	Mahogany Matthews*	*	30	1-10	0-0	2-3	1-1-2	3	0	1	2	16
00	Kia Silvius	*	30	7-13	0-0	4-6	1-5-6	1	2	1	0	3
01	Kendall Miller	*	15	0-1	0-0	0-0	0-2-2	0	1	3	0	0
15	Sydni Scott		22	4-12	0-5	0-0	2-1-3	3	2	0	1	2
22	Ashley Tudor		14	1-2	1-1	0-0	0-4-4	3	1	2	0	0
21	Terah Harness		12	1-3	0-2	0-0	1-2-3	0	0	1	0	2
23	Meredith Maier		4	0-1	0-1	0-0	2-1-3	0	0	1	1	0
20	Peyton Ilderton		3	0-1	0-1	0-0	0-0-0	0	0	1	0	0
05	Samantha Lafon		2	0-0	0-0	0-0	0-0-0	2	0	0	0	0
TM TEAM			0	0-0	0-0	0-0	0-0-0	0	0	1	0	0
Totals		-	200	25-52	7-19	13-17	10-28-38	14	15	18	5	70

UT Martin 57 • 1-3												
##	Player	GS	MIN	FG	3PT	FT	O-B-T	PF	A	T	B	SPTS
23	S. Currie-Jelks	*	29	5-12	1-2	1-2	2-3-5	2	0	3	0	1
25	Paige Pipkin	*	23	3-6	2-3	0-0	0-1-1	1	4	0	1	8
12	Lexi Rubel	*	21	2-4	1-1	2-2	2-4-6	1	1	2	0	7
00	Sydnee Boykin	*	15	2-6	1-4	0-0	0-0-0	1	0	1	0	5
11	Shae Littleford	*	26	0-5	0-2	0-0	0-1-1	2	3	2	0	0
44	Kenley McCarn		20	4-8	2-5	4-6	0-3-3	4	2	6	0	14
04	Anaya Brown		19	3-6	1-2	1-2	1-1-2	4	0	0	1	8
05	Seygan Robins		20	1-3	1-2	0-0	0-0-0	1	1	0	0	3
33	Josie Storey		16	0-3	0-3	0-0	1-2-3	2	1	0	0	0
03	Diamond Cannon		11	0-1	0-0	0-0	0-1-1	0	0	1	0	0
TM TEAM			0	0-0	0-0	0-0	2-2-4	0	0	0	0	0
Totals		-	200	20-54	9-24	8-12	8-18-26	18	12	15	1	57





Murray State at UT Martin  
11/30/22 | 6 pm at Elam Center - Martin, Tenn.

**Murray State 71 • 4-1**

##	Player	GS	MIN	FG	3PT	FT	O-B-T	PF	A	T	B	S	PTS
31	Katelyn Young	*	32	10-15	3-3	8-8	2-10-12	2	4	4	0	1	31
14	Macey Turley	*	34	4-5	3-3	0-0	3-3-6	3	3	5	0	0	11
21	Bria Sanders-Woods*	31	2-6	1-2	1-2	0-6-6	2	4	3	1	3	6	
32	Alexis Burpo	*	18	1-3	0-0	0-0	0-2-2	0	1	0	0	0	2
13	Jaidah Black	*	15	0-2	0-0	2-2	0-4-4	0	1	1	0	1	2
22	Hannah McKay	23	3-5	0-0	2-2	0-2-2	4	4	3	0	0	8	
02	Jordyn Hughes	20	2-7	2-6	0-0	0-1-1	0	1	2	0	0	6	
03	Briley Pena	5	1-2	1-2	0-0	0-0-0	1	0	0	0	0	3	
11	Cayson Conner	14	1-2	0-0	0-0	0-0-0	2	2	2	0	1	2	
15	Fruzsina Horvath	7	0-1	0-0	0-0	1-3-4	0	0	2	0	0	0	
12	Jenna Walker	1	0-0	0-0	0-0	0-0-0	0	0	0	0	0	0	
TM	TEAM	0	0-0	0-0	0-0	0-0	3-2-5	0	0	1	0	0	
Totals		-	200	24-48	10-16	13-14	9-33-42	14	20	23	1	6	71

**UT Martin 52 • 2-5**

##	Player	GS	MIN	F6	3PT	FT	O-B-T	PF	A	TO	B	S	PTS
23	S. Currie-Jelks	*	29	6-12	0-1	1-3	2-7-9	4	1	4	4	2	13
11	Shae Littleford	*	36	4-14	2-5	1-3	0-2-2	2	1	2	1	3	11
25	Paige Pipkin	*	33	3-7	1-2	3-3	1-1-2	2	4	1	1	3	10
05	Seygan Robins	*	36	2-7	1-5	2-2	0-1-1	1	3	2	0	3	7
12	Lexi Rubel	*	25	1-8	0-3	2-3	1-3-4	3	3	3	1	1	4
03	Diamond Cannon	10	2-3	0-0	1-2	2-1-3	0	0	2	0	0	5	
04	Anaya Brown	25	1-3	0-1	0-0	1-0-1	3	1	0	1	0	2	
33	Josie Storey	5	0-2	0-2	0-0	0-0-0	0	0	0	0	1	0	
00	Sydney Boykin	1	0-0	0-0	0-0	0-0-0	0	0	0	0	0	0	
TM	TEAM	0	0-0	0-0	0-0	0-0-0	0	0	0	0	0	0	
Totals		-	200	19-56	4-19	10-16	7-15-22	15	13	14	8	13	52

**Score by Periods**

	1st	2nd	3rd	4th	Total
Murray St.	18	23	13	17	71
UT Martin	13	15	13	11	52



UT Martin at Vanderbilt  
12/4/22 | 11 am at Memorial Gymnasium - Nashville, Tenn.

**UT Martin 66 • 3-5**

##	Player	GS	MIN	FG	3PT	FT	O-B-T	PF	A	T	B	S	PTS
25	Pipkin, Paige	*	35	8-15	3-7	0-0	0-3-3	4	3	1	1	1	19
23	Currie-Jelks, S.	*	29	7-12	0-0	2-2	3-4-7	3	0	1	0	2	16
11	Littleford, Shae	*	36	5-11	2-7	2-2	0-3-3	4	8	3	0	0	14
05	Robins, Seygan	*	30	5-13	4-9	0-0	0-1-1	5	5	4	0	1	14
12	Rubel, Lexi	*	36	0-4	0-1	0-0	3-2-5	1	0	1	0	3	0
04	Brown, Anaya	19	1-2	1-1	0-0	1-0-1	1	0	2	0	1	3	
33	Storey, Josie	11	0-1	0-1	0-0	0-0-0	5	0	0	0	1	0	
03	Cannon, Diamond	4	0-0	0-0	0-0	0-0-0	0	0	1	0	0	0	
00	Boykin, Sydney	0+	0-0	0-0	0-0	0-0-0	0	0	0	0	0	0	
TM	TEAM	0	0-0	0-0	0-0	4-3-7	0	0	3	0	0	0	
Totals		-	200	26-58	10-26	4-4	11-16-27	23	16	16	1	9	66

**Vanderbilt 54 • 6-5**

##	Player	GS	MIN	F6	3PT	FT	O-B-T	PF	A	T	B	S	PTS
14	Marnelle Garraud	*	39	7-15	3-6	2-3	0-2-2	2	5	3	0	3	19
02	Jada Brown	*	31	2-3	2-3	0-0	0-0-0	2	1	4	0	1	6
35	Sacha Washington	*	19	2-8	0-0	2-3	4-3-7	4	3	7	1	1	6
21	Bella LaChance	*	31	1-5	1-1	0-0	0-1-1	1	2	2	0	0	3
05	Yaubryon Chambers*	26	0-0	0-0	0-0	0-0	1-3-4	2	0	3	1	1	0
32	Amari Williams	14	2-3	0-0	4-7	1-2-3	1	0	2	0	0	0	8
24	Ryanne Allen	21	2-4	1-2	2-2	1-2-3	1	1	1	1	1	7	
12	Demi Washington	19	2-4	0-0	1-3	0-2-2	0	0	1	0	0	0	5
TM	TEAM	0	0-0	0-0	0-0	5-5-10	0	0	1	0	0	0	0
Totals		-	200	18-42	7-12	11-18	12-20-32	13	12	24	3	7	54

**Score by Periods**

	1st	2nd	3rd	4th	Total
UT Martin	11	17	21	17	66
Vanderbilt	9	11	11	23	54



UT Martin at South Dakota State  
12/12/22 | 6 pm at Frost Arena - Brookings, SD

**UT Martin 36 • 3-6**

##	Player	GS	MIN	FG	3PT	FT	O-B-T	PF	A	T	B	S	PTS
23	Currie-Jelks, S.	*	30	7-13	0-1	0-2	1-3-4	4	2	0	1	1	14
33	Storey, Josie	*	36	2-8	2-6	1-2	0-1-1	2	0	0	0	2	7
25	Pipkin, Paige	*	35	2-8	1-6	2-3	0-2-2	4	1	2	0	0	7
05	Robins, Seygan	*	33	2-7	2-5	0-0	1-1-2	1	3	7	0	2	6
04	Brown, Anaya	*	25	0-4	0-0	0-0	0-5-5	5	1	4	0	2	0
02	Thompson, Ella		21	1-4	0-2	0-0	0-0-0	1	0	2	0	1	2
03	Cannon, Diamond		13	0-1	0-1	0-0	0-3-3	0	0	0	0	0	0
00	Boykin, Sydney		7	0-2	0-2	0-0	0-1-1	1	0	1	0	1	0
TM	TEAM		0	0-0	0-0	0-0	2-1-3	0	0	2	0	0	0
Totals		-	200	14-47	5-23	3-7	4-17-21	18	7	18	1	9	36

**South Dakota State 75 • 7-4**

##	Player	GS	MIN	FG	3PT	FT	O-B-T	PF	A	T	B	S	PTS	
44	Myah Selland	*	24	4-6	1-2	2-2	3-2-5	0	2	2	2	1	11	
33	Paiton Burckhard	*	24	4-5	2-2	0-0	0-6-6	2	4	1	0	2	10	
20	Tori Nelson	*	23	4-6	1-2	0-0	1-3-4	0	3	3	0	3	9	
13	Haleigh Timmer	*	21	3-4	1-2	1-1	0-3-3	1	4	1	0	1	8	
10	Dru Gylten	*	21	1-2	1-2	0-0	0-3-3	0	5	1	0	0	3	
22	Madysen Vlastuin		20	5-8	3-5	1-1	0-1-1	0	1	1	0	0	14	
03	Madison Mathiowetz		19	1-5	1-3	4-4	1-0-1	0	2	0	0	0	7	
24	Mesa Byom		5	2-3	0-1	2-2	0-2-2	0	0	0	0	0	6	
31	Brooklyn Meyer		13	1-5	0-0	2-3	1-6-7	2	0	2	1	2	4	
12	Kallie Theisen		15	1-1	0-0	1-3	0-3-3	1	0	4	0	1	3	
05	Ellie Colbeck		10	0-0	0-0	0-0	0-1-1	2	1	1	0	0	0	
42	Regan Nesheim		5	0-1	0-1	0-0	0-0-0	0	0	0	0	0	0	
TM	TEAM		0	0-0	0-0	0-0	0-2-2	0	0	1	0	0	0	
Totals			-	200	26-46	10-20	13-16	6-32-38	8	22	17	3	10	75

**Score by Periods**

	1st	2nd	3rd	4th	Total
UT Martin	6	9	12	9	36
South Dakota St.	15	16	24	20	75



UT Martin at South Dakota  
12/14/22 | 3:30 pm at Sanford Coyote Sports Center - Vermillion, SD

**UT Martin 36 • 4-6**

##	Player	GS	MIN	FG	3PT	FT	O-B-T	PF	A	T	B	S	PTS
23	Currie-Jelks, S	*	25	10-19	0-1	3-3	2-2-4	5	0	2	1	0	23
05	Robins, Seygan	*	38	5-9	5-8	1-2	0-2-2	3	3	3	0	4	16
25	Pipkin, Paige	*	34	4-10	1-4	4-4	0-1-1	2	3	3	0	0	13
04	Brown, Anaya	*	38	2-4	1-1	5-6	1-10-11	3	1	2	2	0	10
33	Storey, Josie	*	35	1-7	1-6	0-0	0-3-3	2	5	2	0	2	3
02	Thompson, Ella		14	1-2	0-0	0-0	0-3-3	0	4	0	0	0	2
03	Cannon, Diamond		15	0-3	0-2	0-0	0-2-2	2	1	1	1	0	0
00	Boykin, Sydney		1	0-0	0-0	0-0	0-0-0	0	0	0	0	0	0
TM	TEAM		0	0-0	0-0	0-0	1-4-5	0	0	1	0	0	0
Totals			-	200	23-54	8-22	13-15	4-27-31	17	17	14	4	67

**South Dakota 61 • 4-7**

##	Player	GS	MIN	F6	3PT	FT	O-B-T	PF	A	T	B	S	PTS
21	Grace Larkins	*	26	4-13	1-6	3-4	1-5-6	5	5	5	0	3	12
30	Jeniah Ugofsky	*	26	2-6	0-0	7-8	1-3-4	2	2	0	0	0	11
10	Morgan Hansen	*	12	3-8	2-4	0-0	0-1-1	1	0	2	0	0	8
03	Macy Guebert	*	35	2-4	2-4	1-2	0-1-1	5	1	1	0	1	7
41	Alexi Hempe	*	18	1-3	0-1	0-0	1-2-3	1	1	0	0	0	2
25	Cassidy Carson		29	5-8	2-5	0-0	1-1-2	1	3	3	1	0	12
02	Nicole Avila-Ambrosi		25	2-9	1-6	1-1	1-2-3	1	1	1	0	0	6
24	Walker Demers		10	1-1	0-0	0-0	0-1-1	3	0	2	0	1	2
02	Carley Duffney		19	0-1	0-1	1-2	1-3-4	0	0	0	0	1	1
TM	TEAM		0	0-0	0-0	0-0	1-5-6	0	0	0	0	0	0
Totals		-	200	20-53	8-27	13-17	7-24-31	19	13	14	1	6	61

**Score by Periods**

	1st	2nd	3rd	4th	Total
UT Martin	14	13	22	18	67
South Dakota	14	16	10	21	61



UT Martin at Missouri State  
12/17/22 | 1 pm at Great Southern Bank Arena - Springfield, Mo.

**UT Martin 59 • 4-7**

##	Player	GS	MIN	FG	3PT	FT	O-B-T
----	--------	----	-----	----	-----	----	-------





Morehead State at UT Martin  
12/31/22 | 1 pm at Elam Center - Martin, Tenn.

Morehead State 48 • 5-8, 1-1 OVC

##	Player	GS	MIN	FG	3PT	FT	O-B-T	PF	A	T	B	S	PTS
33	Isabel Gonzalez	*	16	3-5	2-4	0-1	0-2-2	1	1	0	2	0	8
00	Veronica Charles	*	38	2-5	0-3	0-0	0-2-2	3	3	3	0	3	4
22	Hallie Rhodes	*	15	1-2	0-0	1-2	1-0-1	1	3	2	1	0	3
13	Crystal Corley	*	13	1-5	0-0	0-0	0-3-3	2	0	1	1	0	2
03	Sandra Lin	*	30	0-1	0-1	0-0	1-3-4	0	3	6	0	1	0
20	Melissa Secchiaroli		24	4-10	4-9	0-0	1-3-4	2	4	2	0	1	12
14	Sophie Benharouga		18	5-6	1-2	0-0	0-2-2	2	0	1	0	2	11
12	Tolisha Walker		13	2-4	0-0	1-2	1-3-4	1	0	1	0	0	5
15	Aina Subirats		13	1-4	1-4	0-0	0-0-0	0	0	2	0	0	3
10	Erola Aliberch		8	0-1	0-0	0-0	0-0-0	0	0	2	0	0	0
34	Valentina Saric		8	0-3	0-2	0-0	0-0-0	0	0	0	1	1	0
11	Jayden Rhodes		4	0-0	0-0	0-0	0-0-0	1	0	0	0	0	0
TM TEAM			0	0-0	0-0	0-0	1-3-4	0	0	0	0	0	0
Totals		-	200	19-46	8-25	2-5	5-21-26	13	14	20	5	8	48

UT Martin 63 • 5-8, 1-1 OVC

##	Player	GS	MIN	FG	3PT	FT	O-B-T	PF	A	T	B	S	PTS
33	Storey, Josie	*	37	5-10	4-7	1-1	0-4-4	0	3	3	0	4	15
05	Robins, Seygan	*	37	4-10	3-9	2-2	0-3-3	1	3	4	0	5	13
11	Littleford, Shae	*	37	5-10	1-4	2-2	2-2-4	3	4	2	0	2	13
23	Currie-Jelks, S.	*	34	6-14	0-1	0-0	3-5-8	1	2	2	1	1	12
04	Brown, Anya	*	28	1-8	1-4	2-2	1-6-7	3	1	1	1	2	5
12	Rubel, Lexi	*	21	1-3	1-1	2-2	4-1-5	0	2	2	1	2	5
00	Boykin, Sydney		6	0-0	0-0	0-0	0-0-0	0	0	0	0	0	0
TM TEAM			0	0-0	0-0	0-0	2-2-4	0	0	2	0	0	0
Totals		-	200	22-55	10-26	9-9	12-23-35	8	15	16	4	16	63

Score by Periods

	1st	2nd	3rd	4th	Total
Morehead St.	10	16	12	10	48
UT Martin	18	7	23	15	63



Southeast Missouri at UT Martin  
1/5/23 | 5:30 pm at Elam Center - Martin, Tenn.

Southeast Missouri 58 • 5-9, 0-3 OVC

##	Player	GS	MIN	FG	3PT	FT	O-B-T	PF	A	T	B	S	PTS
24	Jalayah Green	*	30	3-8	0-1	7-7	2-2-4	3	0	2	0	3	13
34	Sophie Bussard	*	28	3-7	0-1	3-4	0-2-2	1	1	3	0	2	9
14	Kennedi Watkins	*	23	3-7	0-0	2-5	3-1-4	1	1	3	2	2	8
22	Alecia Doyle	*	22	1-11	1-4	5-6	2-1-3	4	0	2	0	1	8
00	Rahmena Henderson*		19	2-6	1-3	0-0	0-1-1	2	1	1	0	1	5
15	Halle Smith		12	1-3	0-0	3-4	1-1-2	4	0	2	2	0	5
25	Kiylay Flowers		23	1-3	1-3	0-0	2-3-5	3	2	4	0	1	3
02	Tykira Harrison		2	1-1	1-1	0-0	0-1-1	1	0	1	0	0	3
05	Julia Sion		8	0-0	0-0	2-2	0-2-2	2	0	0	1	0	2
23	Tamia Stallings		5	1-1	0-0	0-0	1-0-1	2	0	1	0	0	2
01	Kori Tomlin		16	0-5	0-3	0-0	0-0-0	1	1	2	0	0	0
03	Chandler Davis		12	0-1	0-1	0-0	0-0-0	1	0	0	0	0	0
TM TEAM			0	0-0	0-0	0-0	3-1-4	0	0	0	0	0	0
Totals		-	200	16-53	4-17	22-28	14-15-29	24	7	21	5	10	58

UT Martin 63 • 6-8, 2-1 OVC

##	Player	GS	MIN	FG	3PT	FT	O-B-T	PF	A	T	B	S	PTS
23	Currie-Jelks, S.	*	35	12-15	0-1	6-8	5-8-13	3	1	1	1	2	30
11	Littleford, Shae	*	33	5-10	0-0	6-9	2-1-3	4	6	7	0	2	16
04	Brown, Anya	*	32	5-7	0-2	2-3	1-6-7	3	1	6	4	2	12
33	Storey, Josie	*	27	3-10	3-9	1-2	1-3-4	5	6	0	0	2	10
05	Robins, Seygan	*	25	2-5	1-4	2-3	0-2-2	2	4	3	0	2	7
03	Cannon, Diamond		15	0-3	0-1	1-2	1-1-2	0	2	0	1	2	1
00	Boykin, Sydney		13	0-0	0-0	1-2	0-0-0	3	1	1	1	0	1
12	Rubel, Lexi		20	0-0	0-0	0-0	0-4-4	4	0	2	0	1	0
TM TEAM			0	0-0	0-0	0-0	3-1-4	0	0	2	0	0	0
Totals		-	200	27-50	4-17	19-29	13-26-39	24	21	22	7	13	77

Score by Periods

	1st	2nd	3rd	4th	Total
Southeast Missouri	11	9	10	28	58
UT Martin	19	23	20	15	77



Tennessee Tech at UT Martin  
1/7/23 | 1 pm at Elam Center - Martin, Tenn.

Tennessee Tech 61 • 9-5, 3-1 OVC

##	Player	GS	MIN	FG	3PT	FT	O-B-T	PF	A	T	B	S	PTS
33	Reghan Grimes	*	29	4-7	0-0	4-4	2-4-6	3	3	1	0	2	12
11	Maaliya Owens	*	34	4-9	3-8	0-0	0-2-2	2	1	1	0	1	11
10	Reagan Hurst	*	33	4-8	1-2	1-2	0-2-2	0	1	2	0	0	10
24	Jada Guinn	*	39	4-9	0-1	0-0	3-2-5	1	6	5	0	3	8
22	Peyton Carter	*	20	1-3	1-2	0-0	0-5-5	2	0	1	0	0	3
02	Jordan Brock		31	4-12	2-7	0-0	0-1-1	4	3	2	1	2	10
42	Kiera Hill		13	3-4	0-0	1-1	3-2-5	3	0	1	1	2	7
35	DJ McFarlane		1	0-0	0-0	0-0	0-0-0	0	0	0	0	0	0
TM TEAM			0	0-0	0-0	0-0	1-2-3	0	0	3	0	0	0
Totals		-	200	24-52	7-20	6-7	9-20-29	15	14	16	2	10	61

UT Martin 49 • 6-9, 2-2 OVC

##	Player	GS	MIN	FG	3PT	FT	O-B-T	PF	A	T	B	S	PTS
04	Brown, Anya	*	38	5-12	0-2	3-4	3-6-9	2	0	2	3	1	13
11	Littleford, Shae	*	38	3-8	0-1	4-5	0-4-4	4	2	3	0	0	10
05	Robins, Seygan	*	37	2-8	0-4	3-3	1-0-1	0	1	4	0	2	7
33	Storey, Josie	*	35	3-11	1-8	0-0	2-5-7	2	1	4	0	1	7
23	Currie-Jelks, S.	*	14	2-3	0-0	1-2	1-0-1	0	0	1	1	0	5
12	Rubel, Lexi		31	2-5	0-1	1-2	1-2-3	1	4	2	0	3	5
03	Cannon, Diamond		7	1-1	0-0	0-0	0-0-0	2	0	2	0	0	2
TM TEAM			0	0-0	0-0	0-0	2-2-4	0	0	0	0	0	0
Totals		-	200	18-48	1-16	12-16	10-19-29	11	8	18	4	7	49

Score by Periods

	1st	2nd	3rd	4th	Total
Tennessee Tech	10	28	11	12	61
UT Martin	11	15	13	10	49



UT Martin at Tennessee State  
1/12/23 | 5:30 pm at Gentry Center - Nashville, Tenn.

UT Martin 67 • 6-10, 2-3 OVC

##	Player	GS	MIN	FG	3PT	FT	O-B-T	PF	A	T	B	S	PTS
33	Storey, Josie	*	33	6-11	6-11	0-0	0-2-2	4	1	2	0	0	18
04	Brown, Anya	*	33	6-14	1-3	4-5	1-5-6	4	3	0	1	1	17
11	Littleford, Shae	*	32	3-11	0-1	4-5	1-4-5	2	1	2	0	2	10
05	Robins, Seygan	*	34	2-4	1-3	2-2	1-0-1	2	7	2	1	2	7
12	Rubel, Lexi	*	34	2-9	1-1	0-0	3-6-9	1	2	2	0	0	5
03	Cannon, Diamond		23	3-5	0-2	0-0	0-3-3	1	2	0	0	0	6
00	Boykin, Sydney		11	2-4	0-1	0-0	0-0-0	0	0	0	0	0	4
TM TEAM			0	0-0	0-0	0-0	0-1-1	0	0	1	0	0	0
Totals		-	200	24-58	9-22	10-12	6-21-27	14	16	9	2	5	67

Tennessee State 71 • 7-9, 2-3 OVC

##	Player	GS	MIN	FG	3PT	FT	O-B-T	PF	A	T	B	S	PTS
15	Haynes-Overton, E.	*	23	6-10	0-1	4-5	0-2-2	2	1	5	0	2	16
04	Parker, Saniah	*	36	6-11	3-6	0-0	0-3-3	1	1	0	0	0	15
04	Westbrook, Kianni	*	22	6-12	0-0	1-2	6-4-10	2	1	1	0	0	13
13	Adams, Gia	*	38	2-9	1-4	0-0	0-3-3	3	7	3	0	1	5
22	Cole, Lyric	*	29	2-4	0-0	0-0	2-7-9	3	1	0	2	0	4
14	McCloughough, Sierra		22	2-3	0-0	4-6	0-7-7	2	2	4	1	1	8
00	Malone, Ashley		15	2-6	1-3	3-3	0-1-1	1	2	0	0	0	8
12	Davis, Kennedy		7	1-1	0-0	0-0	1-2-3	0	0	0	1	0	2
21	Shannon, Zion		5	0-0	0-0	0-0	0-0-0	1	0	0	0	0	0
02	Walker, Ever		3	0-0	0-0	0-0	0-0-0	0	2	0	0	0	0
TM TEAM			0	0-0	0-0	0-0	1-1-2	0	0	0	0	0	0
Totals		-	200	27-56	5-14	12-16	10-30-40	15	17	13	5	4	71

Score by Periods

	1st	2nd	3rd	4th	Total
UT Martin	17	16	10	24	67
Tennessee St.	17	16	15	23	71



UT Martin at Southern Indiana  
1/14/23 | 5 pm at Screaming Eagles Arena - Evansville, Ind.

UT Martin 63 • 7-10, 3-3 OVC

##	Player	GS	MIN	FG	3PT	FT	O-B-T	PF	A	T	B	S	
----	--------	----	-----	----	-----	----	-------	----	---	---	---	---	--

# SEASON/CAREER STATISTICS

SUMMARY	Overall Statistics										Career Statistics									
	GP-GS	Min/G	FG%	3PT%	FT%	R/G	A/G	STL	BLK	PTS/G	GP-GS	Min/G	FG%	3PT%	FT%	R/G	A/G	STL	BLK	PTS/G
Kenley McCarn	4-3	33.5	.444	.300	.895	4.3	1.0	5	3	19.8	4-3	33.5	.444	.300	.895	4.3	1.0	5	3	19.8
S. Currie-Jelks	16-15	27.1	.535	.214	.667	6.6	0.8	15	14	13.3	31-30	27.4	.535	.214	.667	6.6	0.8	28	27	13.5
Paige Pipkin	12-9	30.1	.421	.360	.739	2.5	2.3	13	3	10.9	81-74	29.4	.402	.349	.783	3.1	2.4	103	21	9.9
Shae Littleford	15-15	33.3	.397	.275	.821	3.3	3.5	24	1	10.7	53-52	33.8	.384	.287	.777	2.8	2.8	89	5	10.9
Anaya Brown	18-10	28.4	.383	.364	.696	5.9	0.9	17	17	7.7	35-19	28.1	.384	.375	.694	5.8	0.9	32	32	7.6
Seygan Robins	18-17	30.7	.342	.358	.900	1.8	2.8	34	2	7.7	81-70	30.7	.388	.415	.882	2.1	3.0	132	8	8.3
Josie Storey	18-9	22.5	.343	.326	.800	2.0	1.3	21	1	6.6	35-17	22.0	.337	.322	.816	1.9	1.3	42	2	6.5
Lexi Rubel	15-11	25.5	.344	.357	.737	4.4	1.5	16	5	4.2	29-21	25.5	.346	.357	.722	4.4	1.4	32	10	4.3
Diamond Cannon	14-0	11.6	.452	.000	.667	1.6	0.4	7	2	2.3	28-0	11.6	.452	.000	.667	1.6	0.4	14	4	2.3
Sydneey Boykin	14-1	7.6	.381	.357	.500	0.1	0.1	1	1	1.6	27-2	7.3	.342	.292	.500	0.1	0.1	2	2	1.4
Ella Thompson	3-0	17.7	.250	.000	.000	2.0	1.3	1	0	1.3	27-19	24.7	.419	.400	.647	3.8	0.6	24	5	5.2

SCORING	Overall Statistics											Career Statistics										
	FG	FGA	FG%	3FG	FG	3PT%	FT	FTA	FT%	PTS	PTS/G	FG	FGA	FG%	3FG	FGA	3PT%	FT	FTA	FT%	PTS	PTS/G
Kenley McCarn	28	63	.444	6	20	.300	17	19	.895	79	19.8	56	126	.444	12	40	.300	34	38	.895	158	19.8
S. Currie-Jelks	91	170	.535	3	14	.214	28	42	.667	213	13.3	178	333	.535	6	28	.214	56	84	.667	418	13.5
Paige Pipkin	48	114	.421	18	50	.360	17	23	.739	131	10.9	278	691	.402	103	295	.349	144	184	.783	803	9.9
Shae Littleford	52	131	.397	11	40	.275	46	56	.821	161	10.7	186	484	.384	39	136	.287	167	215	.777	578	10.9
Anaya Brown	44	115	.383	12	33	.364	39	56	.696	139	7.7	84	219	.384	24	64	.375	75	108	.694	267	7.6
Seygan Robins	41	120	.342	29	81	.358	27	30	.900	138	7.7	212	547	.388	148	357	.415	97	110	.882	669	8.3
Josie Storey	37	108	.343	29	89	.326	16	20	.800	119	6.6	70	208	.337	55	171	.322	31	38	.816	226	6.5
Lexi Rubel	22	64	.344	5	14	.357	14	19	.737	63	4.2	44	127	.346	10	28	.357	26	36	.722	124	4.3
Diamond Cannon	14	31	.452	0	7	.000	4	6	.667	32	2.3	28	62	.452	0	14	.000	8	12	.667	64	2.3
Sydneey Boykin	8	21	.381	5	14	.357	2	4	.500	23	1.6	13	38	.342	7	24	.292	4	8	.500	37	1.4
Ella Thompson	2	8	.250	0	3	.000	0	0	.000	4	1.3	52	124	.419	26	65	.400	11	17	.647	141	5.2

TOTALS	Overall Statistics									Career Statistics								
	ORB	DRB	TOTAL	PF	FO	A	TO	A/TO	Hi Pts	ORB	DRB	TOTAL	PF	FO	A	TO	A/TO	Hi Pts
Kenley McCarn	3	14	17	9	0	4	14	0.3	79	6	28	34	18	0	8	28	0.3	158
S. Currie-Jelks	32	73	105	49	2	12	29	0.4	213	63	142	205	96	4	24	55	0.4	418
Paige Pipkin	6	24	30	24	0	27	26	1.0	131	44	210	254	158	2	196	187	1.0	803
Shae Littleford	11	38	49	43	0	53	53	1.0	161	30	120	150	133	1	149	166	0.9	578
Anaya Brown	23	83	106	51	3	17	30	0.6	139	45	159	204	100	6	33	59	0.6	267
Seygan Robins	3	30	33	28	2	51	64	0.8	138	22	148	170	140	4	241	225	1.1	669
Josie Storey	4	32	36	44	3	23	21	1.1	119	8	60	68	85	6	46	39	1.2	226
Lexi Rubel	23	43	66	24	1	22	35	0.6	63	44	85	129	46	2	42	69	0.6	124
Diamond Cannon	5	18	23	14	0	5	13	0.4	32	10	36	46	28	0	10	26	0.4	64
Sydneey Boykin	1	1	2	6	0	1	6	0.2	23	2	2	4	12	0	2	11	0.2	37
Ella Thompson	0	6	6	4	0	4	2	2.0	4	12	90	102	50	1	17	26	0.7	141

# SEASON/OVC STATISTICS

SUMMARY	Overall Statistics											OVC Statistics										
	GP	GS	Min/G	FG%	3PT%	FT%	R/G	A/G	STL	BLK	PTS/G	GP	GS	Min/G	FG%	3PT%	FT%	R/G	A/G	STL	BLK	PTS/G
Kenley McCarn	4	3	33.5	.444	.300	.895	4.3	1.0	5	3	19.8											
S. Currie-Jelks	16	15	27.1	.535	.214	.667	6.6	0.8	15	14	13.3	5	4	26.6	.578	.000	.692	6.8	1.2	5	5	12.2
Paige Pipkin	12	9	30.1	.421	.360	.739	2.5	2.3	13	3	10.9	1	1	31.0	.308	.500	.500	4.0	0.0	0	0	11.0
Shae Littleford	15	15	33.3	.397	.275	.821	3.3	3.5	24	1	10.7	7	7	35.9	.433	.267	.800	3.9	3.3	11	0	12.9
Anaya Brown	18	10	28.4	.383	.364	.696	5.9	0.9	17	17	7.7	7	7	34.3	.394	.235	.667	7.3	1.0	10	12	10.9
Seygan Robins	18	17	30.7	.342	.358	.900	1.8	2.8	34	2	7.7	7	7	32.1	.268	.172	.882	2.4	3.4	14	1	6.0
Josie Storey	18	9	22.5	.343	.326	.800	2.0	1.3	21	1	6.6	7	6	30.6	.403	.404	.786	3.6	1.7	9	0	11.7
Lexi Rubel	15	11	25.5	.344	.357	.737	4.4	1.5	16	5	4.2	7	3	25.9	.333	.429	.714	4.7	2.1	9	1	3.7
Diamond Cannon	14	0	11.6	.452	.000	.667	1.6	0.4	7	2	2.3	4	0	15.8	.417	.000	.500	1.8	1.0	3	1	2.8
Sydneey Boykin	14	1	7.6	.381	.357	.500	0.1	0.1	1	1	1.6	5	0	12.4	.600	.571	.500	0.0	0.2	0	1	3.6
Ella Thompson	3	0	17.7	.250	.000	.000	2.0	1.3	1	0	1.3											
Total.....	18			.410	.323	.764	30.1	12.2	154	49	61.2	7			.411	.312	.742	31.6	13.1	61	21	59.6
Opponents.....	18			.415	.331	.711	34.6	13.9	160	57	62.3	7			.405	.303	.693	30.0	12.6	61	26	57.0

SCORING	Overall Statistics											OVC Statistics										
	FG	FGA	FG%	3FG	FGA	3PT%	FT	FTA	FT%	PTS	PTS/G	FG	FGA	FG%	3FG	FGA	3PT%	FT	FTA	FT%	PTS	PTS/G
Kenley McCarn	28	63	.444	6	20	.300	17	19	.895	79	19.8											
S. Currie-Jelks	91	170	.535	3	14	.214	28	42	.667	213	13.3	26	45	.578	0	3	.000	9	13	.692	61	12.2
Paige Pipkin	48	114	.421	18	50	.360	17	23	.739	131	10.9	4	13	.308	2	4	.500	1	2	.500	11	11.0
Shae Littleford	52	131	.397	11	40	.275	46	56	.821	161	10.7	29	67	.433	4	15	.267	28	35	.800	90	12.9
Anaya Brown	44	115	.383	12	33	.364	39	56	.696	139	7.7	26	66	.394	4	17	.235	20	30	.667	76	10.9
Seygan Robins	41	120	.342	29	81	.358	27	30	.900	138	7.7	11	41	.268	5	29	.172	15	17	.882	42	6.0
Josie Storey	37	108	.343	29	89	.326	16	20	.800	119	6.6	25	62	.403	21	52	.404	11	14	.786	82	11.7
Lexi Rubel	22	64	.344	5	14	.357	14	19	.737	63	4.2	9	27	.333	3	7	.429	5	7	.714	26	3.7
Diamond Cannon	14	31	.452	0	7	.000	4	6	.667	32	2.3	5	12	.417	0	4	.000	1	2	.500	11	2.8
Sydneey Boykin	8	21	.381	5	14	.357	2	4	.500	23	1.6	6	10	.600	4	7	.571	2	4	.500	18	3.6
Ella Thompson	2	8	.250	0	3	.000	0	0	.000	4	1.3											
Total.....	387	945	.410	118	365	.323	210	275	.764	1102	61.2	141	343	.411	43	138	.312	92	124	.742	417	59.6
Opponents.....	396	955	.415	118	356	.331	212	298	.711	1122	62.3	142	351	.405	36	119	.303	79	114	.693	399	57.0

TOTALS	Overall Statistics									OVC Statistics								
	ORB	DRB	TOTAL	PF	FO	A	TO	A/TO	Hi Pts	ORB	DRB	TOTAL	PF	FO	A	TO	A/TO	Hi Pts
Kenley McCarn	3	14	17	9	0	4	14	0.3	31									
S. Currie-Jelks	32	73	105	49	2	12	29	0.4	30	10	24	34	10	0	6	8	0.8	30
Paige Pipkin	6	24	30	24	0	27	26	1.0	23	3	1	4	2	0	0	1	0.0	11
Shae Littleford	11	38	49	43	0	53	53	1.0	21	7	20	27	21	0	23	28	0.8	21
Anaya Brown	23	83	106	51	3	17	30	0.6	17	10	41	51	21	1	7	15	0.5	17
Seygan Robins	3	30	33	28	2	51	64	0.8	16	2	15	17	10	1	24	30	0.8	13
Josie Storey	4	32	36	44	3	23	21	1.1	20	3	22	25	20	1	12	15	0.8	20
Lexi Rubel	23	43	66	24	1	22	35	0.6	12	12	21	33	12	0	15	11	1.4	7
Diamond Cannon	5	18	23	14	0	5	13	0.4	8	2	5	7	5	0	4	4	1.0	6
Sydneey Boykin	1	1	2	6	0	1	6	0.2	9	0	0	0	4	0	1	4	0.3	9
Ella Thompson	0	6	6	4	0	4	2	2.0	2									
Total.....	143	399	542	296	11	219	311	0.7	84	59	162	221	105	3	92	125	0.7	77
Opponents.....	189	434	623	295	-	251	326	0.8	89	59	151	210	119	2	88	118	0.7	71



# SEASON STATISTICS

RECORD:	OVERALL	HOME	AWAY	NEUTRAL
ALL GAMES	7-11	3-3	3-6	1-2
CONFERENCE	3-4	2-1	1-3	0-0
NON-CONFERENCE	4-7	1-2	2-3	1-2

##	Player	GP	GS	Min	Avg	TOTAL			3-PTS			FREE THROWS			REBOUNDS				PF	FO	A	TO	Blk	Stl	Pts	Avg
						FG	FGA	Pct	3FG	FGA	Pct	FT	FTA	Pct	Off	Def	Tot	Avg								
44	Kenley McCarn	4	3	134	33.5	28	63	.444	6	20	.300	17	19	.895	3	14	17	4.3	9	0	4	14	3	5	79	19.8
23	S. Currie-Jelks	16	15	434	27.1	91	170	.535	3	14	.214	28	42	.667	32	73	105	6.6	49	2	12	29	14	15	213	13.3
25	Paige Pipkin	12	9	361	30.1	48	114	.421	18	50	.360	17	23	.739	6	24	30	2.5	24	0	27	26	3	13	131	10.9
11	Shae Littleford	15	15	500	33.3	52	131	.397	11	40	.275	46	56	.821	11	38	49	3.3	43	0	53	53	1	24	161	10.7
04	Anaya Brown	18	10	510	28.3	44	115	.383	12	33	.364	39	56	.696	23	83	106	5.9	51	3	17	30	17	17	139	7.7
05	Seygan Robins	18	17	552	30.7	41	120	.342	29	81	.358	27	30	.900	3	30	33	1.8	28	2	51	64	2	34	138	7.7
33	Josie Storey	18	9	405	22.5	37	108	.343	29	89	.326	16	20	.800	4	32	36	2.0	44	3	23	21	1	21	119	6.6
12	Lexi Rubel	15	11	382	25.5	22	64	.344	5	14	.357	14	19	.737	23	43	66	4.4	24	1	22	35	5	16	63	4.2
03	Diamond Cannon	15	0	163	10.9	14	31	.452	0	7	.000	4	6	.667	5	18	23	1.5	14	0	5	13	2	7	32	2.1
00	Sydneey Boykin	14	1	106	7.6	8	21	.381	5	14	.357	2	4	.500	1	1	2	0.1	6	0	1	6	1	1	23	1.6
02	Ella Thompson	3	0	53	17.7	2	8	.250	0	3	.000	0	0	.000	0	6	6	2.0	4	0	4	2	0	1	4	1.3
TM	TEAM.....														32	37	69	3.8	0		18				0	
	Total.....	18				387	945	.410	118	365	.323	210	275	.764	143	399	542	30.1	296	11	219	311	49	154	1102	61.2
	Opponents.....	18				396	955	.415	118	356	.331	212	298	.711	189	434	623	34.6	295	-	251	326	57	160	1122	62.3

Team Statistics	UTM	OPP	Date	Opponent	Score	Attend
SCORING	1048	1066	11/10/22	TROY	84-89	1147
Points per game	61.6	62.7	11/14/22	ARKANSAS ST.	73-54	1309
Scoring margin	-1.1	-	11/17/22	at Missouri	55-60	2107
FIELD GOALS-ATT	371-901	377-901	11/21/22	vs Marshall	57-70	99
Field goal pct	.412	.418	11/22/22	vs Norfolk St.	55-70	83
3 POINT FG-ATT	111-342	113-341	11/23/22	vs Purdue Fort Wayne	81-51	117
3-point FG pct	.325	.331	11/30/22	MURRAY ST.	52-71	1389
3-pt FG made per game	6.5	6.6	12/04/22	at Vanderbilt	66-54	1913
FREE THROWS-ATT	195-258	199-281	12/12/22	at South Dakota St.	36-75	743
Free throw pct	.756	.708	12/14/22	at South Dakota	67-61	1426
F-Throws made per game	11.5	11.7	12/17/22	at Missouri St.	59-68	2131
REBOUNDS	514	594	* 12/29/22	at Little Rock	44-45	2709
Rebounds per game	30.2	34.9	* 12/31/22	MOREHEAD ST.	63-48	1216
Rebounding margin	-4.7	-	* 01/05/23	SOUTHEAST MISSOURI	77-58	1297
ASSISTS	206	240	* 01/07/23	TENNESSEE TECH	49-61	1404
Assists per game	12.1	14.1	* 01/12/23	at Tennessee St.	67-71	274
TURNOVERS	287	308	* 01/14/23	at Southern Ind.	63-60	1056
Turnovers per game	16.9	18.1	* 01/19/23	at Southeast Missouri	54-56	470
Turnover margin	+1.2	-	\$ = Hostilo Community Classic			
Assist/turnover ratio	0.7	0.8	! = OVC Basketball Championship			
STEALS	146	144	* = Conference game			
Steals per game	8.6	8.5				
BLOCKS	46	54				
Blocks per game	2.7	3.2				
ATTENDANCE	7762	12658				
Home games-Avg/Game	6-1294	8-1545				
Neutral site-Avg/Game	-	3-100				

Score By Periods:	1st	2nd	3rd	4th	Total
UT Martin	252	249	284	317	1102
Opponents	256	278	268	320	1122

# OVC STATISTICS

RECORD:	OVERALL	HOME	AWAY	NEUTRAL
ALL GAMES	3-4	2-1	1-3	0-0
CONFERENCE	3-4	2-1	1-3	0-0
NON-CONFERENCE	0-0	0-0	0-0	0-0

##	Player	GP	GS	Min	Avg	TOTAL			3-PTS			FREE THROWS			REBOUNDS				PF	FO	A	TO	Blk	Stl	Pts	Avg
						FG	FGA	Pct	3FG	FGA	Pct	FT	FTA	Pct	Off	Def	Tot	Avg								
11	Shae Littleford	7	7	251	35.9	29	67	.433	4	15	.267	28	35	.800	7	20	27	3.9	21	0	23	28	0	11	90	12.9
23	S. Currie-Jelks	5	4	133	26.6	26	45	.578	0	3	.000	9	13	.692	10	24	34	6.8	10	0	6	8	5	5	61	12.2
33	Josie Storey	7	6	214	30.6	25	62	.403	21	52	.404	11	14	.786	3	22	25	3.6	20	1	12	15	0	9	82	11.7
25	Paige Pipkin	1	1	31	31.0	4	13	.308	2	4	.500	1	2	.500	3	1	4	4.0	2	0	0	1	0	0	11	11.0
04	Anaya Brown	7	7	239	34.1	26	66	.394	4	17	.235	20	30	.667	10	41	51	7.3	21	1	7	15	12	10	76	10.9
05	Seygan Robins	7	7	225	32.1	11	41	.268	5	29	.172	15	17	.882	2	15	17	2.4	10	1	24	30	1	14	42	6.0
12	Lexi Rubel	7	3	181	25.9	9	27	.333	3	7	.429	5	7	.714	12	21	33	4.7	12	0	15	11	1	9	26	3.7
00	Sydneey Boykin	5	0	62	12.4	6	10	.600	4	7	.571	2	4	.500	0	0	0	0.0	4	0	1	4	1	0	18	3.6
03	Diamond Cannon	5	0	64	12.8	5	12	.417	0	4	.000	1	2	.500	2	5	7	1.4	5	0	4	4	1	3	11	2.2
TM	TEAM.....														10	13	23	3.3	0			9			0	
	Total.....	7				141	343	.411	43	138	.312	92	124	.742	59	162	221	31.6	105	3	92	125	21	61	417	59.6
	Opponents.....	7				142	351	.405	36	119	.303	79	114	.693	59	151	210	30.0	119	-	88	118	26	61	399	57.0

Team Statistics	UTM	OPP
SCORING	417	399
Points per game	59.6	57.0
Scoring margin	+2.6	-
FIELD GOALS-ATT	141-343	142-351
Field goal pct	.411	.405
3 POINT FG-ATT	43-138	36-119
3-point FG pct	.312	.303
3-pt FG made per game	6.1	5.1
FREE THROWS-ATT	92-124	79-114
Free throw pct	.742	.693
F-Throws made per game	13.1	11.3
REBOUNDS	221	210
Rebounds per game	31.6	30.0
Rebounding margin	+1.6	-
ASSISTS	92	88
Assists per game	13.1	12.6
TURNOVERS	125	118
Turnovers per game	17.9	16.9
Turnover margin	-1.0	-
Assist/turnover ratio	0.7	0.7
STEALS	61	61
Steals per game	8.7	8.7
BLOCKS	21	26
Blocks per game	3.0	3.7
ATTENDANCE	3917	4509
Home games-Avg/Game	3-1306	4-1127
Neutral site-Avg/Game	-	0-0

Date	Opponent	Score	Attend
* 12/29/22	at Little Rock	L 44-45	2709
* 12/31/22	MOREHEAD ST.	W 63-48	1216
* 01/05/23	SOUTHEAST MISSOURI	W 77-58	1297
* 01/07/23	TENNESSEE TECH	L 49-61	1404
* 01/12/23	at Tennessee St.	L 67-71	274
* 01/14/23	at Southern Ind.	W 63-60	1056
* 01/19/23	at Southeast Missouri	L 54-56	470

! = OVC Basketball Championship  
\* = Conference game

Score By Periods:	1st	2nd	3rd	4th	Total
UT Martin	102	92	105	118	417
Opponents	78	119	86	116	399

# RADIO/TV CALL SHEET



0

**SYDNEEY BOYKIN**G • 5-9 • Junior  
Clarksville, Tenn.


2

**ELLA THOMPSON**F • 5-11 • Sophomore  
Bardstow, Ky.

3

**DIAMOND CANNON**F • 5-10 • Junior  
Detroit, Mich.

4

**ANAYA BROWN**F • 6-1 • Freshman  
Lexington, Ky.

5

**SEYGAN ROBINS**G • 5-8 • Graduate  
Harrodsburg, Ky.


11

**SHAE LITTLEFORD**G • 5-7 • Sophomore  
Charleston, Ill.

12

**LEXI RUBEL**G/F • 6-1 • Freshman  
Cape Girardeau, Mo.

20

**HALEY HALLETT**F • 6-1 • Freshman  
Savannah, Tenn.

23

**SHARNECE CURRIE-JELKS**F • 6-2 • Freshman  
Jackson, Tenn.


25

**PAIGE PIPKIN**G • 5-10 • Graduate  
Henderson, Tenn.

32

**ALLY COLLETT**G • 5-7 • R-Sophomore  
London, Ky.

33

**JOSIE STOREY**G • 5-10 • Freshman  
Mountain View, Ark.

44

**KENLEY McCARN**G/F • 5-11 • Freshman  
Melbourne, Ark.

## COACHING STAFF

**KEVIN McMILLAN**HEAD COACH  
14th Season**GARNER SMALL**ASSISTANT COACH  
First Season**MADDIE WALDROP**ASSISTANT COACH  
First Season**STACIE EVANS**DIRECTOR OF OPERATIONS  
13th Season**KINLEIGH HARRIS**GRADUATE ASSISTANT  
First Season