



# UT MARTIN SKYHAWKS

## WOMEN'S BASKETBALL 2022-23 GAME NOTES



SEVEN OVC CHAMPIONSHIPS • FOUR OVC TOURNAMENT TITLES • FOUR NCAA TOURNAMENT APPEARANCES • SIX WOMENS NIT QUALIFIERS

### THE MATCHUP



#### UT MARTIN SKYHAWKS | 5-8, 1-1 OVC

**Head Coach:** Kevin McMillan (Rhodes College, 1989)  
**Career Record:** 257-168 (14th season)  
**Record at UTM:** Same

**Points:** Sharnece Currie-Jelks (13.1) **Steals:** Seygan Robins (1.9)  
**Rebounds:** Sharnece Currie-Jelks (6.6) **Blocks:** Sharnece Currie-Jelks (0.9)  
**Assists:** Shae Littleford (3.3)

PPG ..... 60.9  
 Opp. PPG ..... 62.8  
 Margin ..... -1.8  
 FG% ..... 40.5  
 3PT FG% ..... 34.0  
 FT% ..... 78.4  
 RPG ..... 30.0  
 APG ..... 11.7  
 TPG ..... 16.7  
 SPG ..... 8.5  
 BPG ..... 2.5

VS

#### SOUTHEAST MISSOURI REDHAWKS | 5-8, 0-2 OVC

**Head Coach:** Rekha Patterson (North Carolina A&T, 2001)  
**Career Record:** 106-115 (8th season)  
**Record at SEMO:** Same

**Points:** Kennedy Watkins (9.6) **Steals:** Kiyley Flowers (2.8)  
**Rebounds:** Kennedy Watkins (5.0) **Blocks:** Kennedy Watkins (0.7)  
**Assists:** Kori Tomlin (2.3)

PPG ..... 56.5  
 Opp. PPG ..... 64.4  
 Margin ..... -7.9  
 FG% ..... 35.8  
 3PT FG% ..... 30.0  
 FT% ..... 67.6  
 RPG ..... 32.9  
 APG ..... 10.5  
 TPG ..... 20.5  
 SPG ..... 10.4  
 BPG ..... 3.1

### PROBABLE STARTING LINEUP



**SEYGAN ROBINS**  
 8.5 PPG • 2.0 RPG  
 2.6 APG • 1.9 SPG



**SHAE LITTLEFORD**  
 9.5 PPG • 3.0 RPG  
 3.4 APG • 1.5 SPG



**JOSIE STOREY**  
 4.0 PPG • 1.2 RPG  
 1.2 APG • 1.2 SPG



**ANAYA BROWN**  
 6.2 PPG • 5.2 RPG  
 0.9 APG • 0.8 SPG



**SHARNECE CURRIE-JELKS**  
 13.1 PPG • 6.6 RPG  
 0.9 APG • 0.9 SPG

### FULL COURT PRESS



#### PLAYER TO WATCH

**#33 • JOSIE STOREY**  
 5-10 • Mountain View, Ark. • Fr.

Freshman guard Josie Storey stepped up for the Skyhawks in a big way against Morehead State by scoring a career-high 15 points in the home victory.

After starting three contests on the previous road swing, Storey re-entered the starting rotation against the Eagles by pacing the team in scoring along with notching four steals and three assists.

- The University of Tennessee at Martin women's basketball team continues its homestand with an Ohio Valley Conference matchup against Southeast Missouri on Thursday, Jan. 5. Tipoff from the Kathleen and Tom Elam Center is slated for 5:30 p.m. and will be broadcast on ESPN+.
- The Skyhawks (5-8, 1-1 OVC) open the 2023 calendar year in the midst of a three-game homestand after spending over a month on the road. The squad enjoyed its return to the friendly confines of the Elam Center with a New Year's Eve victory over Morehead State by a final score of 63-48. With the win, UT Martin improved its home record against OVC foes to 96-17 (84.9 winning percentage) since 2009.
- Despite playing with a limited roster, UT Martin still placed four players in double figures in the win against Morehead State. Freshman Josie Storey paced the squad with a career-high 15 points while also tallying four steals and three assists. Not far behind was the Preseason All-OVC tandem of Seygan Robins and Shae Littleford which each scored 13 points while combining for seven assists and seven steals. Fellow freshman Sharnece Currie-Jelks also eclipsed double-digits in the scoring column for the 10th time this season with 12 points while adding eight rebounds.
- The coaching matchup between UT Martin's Kevin McMillan and Southeast Missouri's Rekha Patterson features the two longest tenured coaches in the OVC. McMillan boasts a 257-168 career record in 14 seasons while Patterson is 106-115 in eight campaigns. During that time the Skyhawks have won six conference titles and four tournament championships while the Redhawks won one tournament title in 2020.
- Southeast Missouri (5-8, 0-2 OVC) is seeking its first league victory of the season after dropping back-to-back matchups to Southern Indiana and SIUE last week. The Redhawks are led by Preseason All-OVC honoree Kennedy Watkins with 9.6 points and 5.0 rebounds per game. In the team's most recent outing, Jaliyah Green (6.0 ppg, 2.6 rpg) scored a career-high 18 points to lead the team.
- Thursday's matchup marks the 77th meeting between the two programs with UT Martin holding a 44-32 advantage in the series. The Skyhawks have won four consecutive meetings against the Redhawks while winning five straight matchups in the Elam Center dating back to 2017.

### SERIES HISTORY

UTM leads series 44-32

**Last Meeting** ..... Feb. 24, 2022  
**Game Result** ..... W, 70-49  
**Streak** ..... UTM W4  
**First Meeting** ..... Feb. 15, 1977  
**UTM vs. SEMO in Martin** ..... 24-12  
**UTM vs. SEMO in Cape Girardeau** ..... 19-19  
**McMillan vs. Southeast Missouri** ..... 23-3

### 2022-23 SCHEDULE/RESULTS

| BREAKDOWN | OVERALL RECORD: |  | 5-8 |
|-----------|-----------------|--|-----|
|           | OVC             |  | 1-1 |
|           | NON-CONFERENCE  |  | 4-7 |
|           | HOME            |  | 2-2 |
|           | AWAY            |  | 2-4 |
|           | NEUTRAL         |  | 1-2 |

### NOVEMBER

| Date | Day | Opponent              | TV         | Time (CT) |
|------|-----|-----------------------|------------|-----------|
| 10   | THU | TROY                  | ESPN+      | L, 89-84  |
| 14   | MON | ARKANSAS STATE        | ESPN+      | W, 73-54  |
| 17   | THU | at Missouri           | SECN+      | L, 60-55  |
| 21   | MON | vs. Marshall          | BeTheBeast | L, 70-57  |
| 22   | TUE | vs. Norfolk State     | BeTheBeast | L, 70-55  |
| 23   | WED | vs. Purdue Fort Wayne | BeTheBeast | W, 81-51  |
| 30   | WED | MURRAY STATE          | ESPN+      | L, 71-52  |

### DECEMBER

| Date | Day | Opponent              | TV    | Time (CT) |
|------|-----|-----------------------|-------|-----------|
| 4    | SUN | at Vanderbilt         | SECN  | W, 66-54  |
| 12   | MON | at South Dakota State | ESPN+ | L, 75-36  |
| 14   | WED | at South Dakota       | MidCo | W, 67-61  |
| 17   | SAT | at Missouri State     | ESPN+ | W, 68-59  |
| 22   | THU | at Evansville         | ESPN+ | Postponed |
| 29   | THU | at Little Rock*       | -     | L, 45-45  |
| 31   | SAT | MOREHEAD STATE*       | ESPN+ | W, 63-48  |

### JANUARY

| Date | Day | Opponent               | TV    | Time (CT) |
|------|-----|------------------------|-------|-----------|
| 5    | THU | SOUTHEAST MISSOURI*    | ESPN+ | 5:30 pm   |
| 7    | SAT | TENNESSEE TECH*        | ESPN+ | 1 pm      |
| 12   | THU | at Tennessee State*    | ESPN+ | 5:30 pm   |
| 14   | SAT | at Southern Indiana*   | ESPN+ | 5 pm      |
| 19   | THU | at Southeast Missouri* | ESPN+ | 5 pm      |
| 21   | SAT | EASTERN ILLINOIS*      | ESPN+ | 1 pm      |
| 26   | THU | LINDENWOOD*            | ESPN+ | 5:30 pm   |
| 28   | SAT | SOUTHERN INDIANA*      | ESPN+ | 1 pm      |

### FEBRUARY

| Date | Day | Opponent             | TV    | Time (CT) |
|------|-----|----------------------|-------|-----------|
| 2    | THU | at SIUE*             | ESPN+ | 11 am     |
| 4    | SAT | at Lindenwood*       | ESPN+ | 1 pm      |
| 9    | THU | at Eastern Illinois* | ESPN+ | 5 pm      |
| 11   | SAT | LITTLE ROCK*         | ESPN+ | 1 pm      |
| 16   | THU | SIUE*                | ESPN+ | 5:30 pm   |
| 18   | SAT | at Tennessee Tech*   | ESPN+ | 1 pm      |
| 23   | THU | TENNESSEE STATE*     | ESPN+ | 5:30 pm   |
| 25   | SAT | at Morehead State*   | ESPN+ | Noon      |

### MARCH

| Date | Day | Opponent                     | TV | Time (CT) |
|------|-----|------------------------------|----|-----------|
| 1-4  | -   | OVC Basketball Championship! |    |           |

# Hostilo Community Classic - Savannah, Ga.  
 ! OVC Championship - Evansville, Ind.  
 Home games in **BOLD CAPS** in Elam Center  
 \* Ohio Valley Conference game

## UNIVERSITY INFORMATION

|                     |                            |
|---------------------|----------------------------|
| Location            | Martin, Tenn.              |
| Founded             | 1900; Senior College, 1951 |
| Enrollment          | 6,873                      |
| Nickname            | Skyhawks                   |
| Colors              | Navy Blue & Orange         |
| Affiliation         | NCAA Division I            |
| Conference          | Ohio Valley                |
| Chancellor          | Dr. Keith Carver           |
| Athletics Director  | Kurt McGuffin              |
| Athletics Office    | 731-881-7660               |
| Assistant AD/SWA    | Danelle Fabianich          |
| Ticket Office Phone | 731-881-7207               |

## COACHING STAFF

|                     |                            |
|---------------------|----------------------------|
| Head Coach          | Kevin McMillan (14th year) |
| Alma Mater          | Rhodes, 1989               |
| Career Record       | 257-168                    |
| Record at UT Martin | Same                       |
| E-mail              | dmcml10@utm.edu            |
| Office Phone        | 731-881-7681               |

## TEAM INFORMATION

|                               |           |
|-------------------------------|-----------|
| 2021-22 Overall Record        | 12-18     |
| 2021-22 OVC Record/Finish     | 9-9 (6th) |
| Home                          | 5-8       |
| Away                          | 5-6       |
| Neutral                       | 2-4       |
| Letter Winners Returning/Lost | 4/8       |
| Starters Returning/Lost       | 4/2       |
| Newcomers                     | 9         |

## PROGRAM HISTORY

|                            |         |
|----------------------------|---------|
| First Year of Basketball   | 1969    |
| All-Time Basketball Record | 691-772 |
| Record at Home             | 338-212 |
| All-Time OVC Record        | 286-232 |

## SPORTS INFORMATION

|                 |   |
|-----------------|---|
| WBB Contact     | Alex Boggis                             |
| Email           | dboggis@utm.edu                         |
| Office Phone    | 731-881-7964                            |
| Cell Phone      | 618-357-1536                            |
| Press Row Phone | 731-881-7694                            |
| Mailing Address | 1022 Elam Center<br>Martin, Tenn. 38238 |
| Website         | www.UTMSports.com                       |



## SKYHAWKS IN PRINT

The name of our institution is the University of Tennessee at Martin and if abbreviated, should be referred to as UT Martin. The University of Tennessee at Martin should be used as the first reference in a news story. UT Martin should be used in subsequent references and UTM is acceptable in headlines.

Tennessee-Martin, UT-Martin, UT or Martin should NEVER be used. The description Skyhawks should be used to represent all UT Martin athletic teams. Hawks should never be used.

## MEET THE SKYHAWKS



**Front Row:** Shae Littleford, Diamond Cannon, Paige Pipkin, Seygan Robins, Sydneey Boykin and Kenley McCarn.  
**Second Row:** Haley Hallett, Ella Thompson, Sharnecce Currie-Jelks, Clara Garland, Anaya Brown, Lexi Rubel and Josie Storey.



## NUMERICAL ROSTER

| No. | Name                   | Pos. | Ht.  | Class | Hometown (Previous School)             |
|-----|------------------------|------|------|-------|--|
| 0   | Sydneey Boykin         | G    | 5-9  | Jr.   | Clarksville, Tenn. (Mercer)            |
| 2   | Ella Thompson          | F    | 5-11 | So.   | Bardstown, Ky. (Bethlehem HS)          |
| 3   | Diamond Cannon         | F    | 5-10 | Jr.   | Detroit, Mich. (Bradley)               |
| 4   | Anaya Brown            | F    | 6-1  | Fr.   | Lexington, Ky. (Lafayette HS)          |
| 5   | Seygan Robins          | G    | 5-8  | Gr.   | Harrodsburg, Ky. (Louisville)          |
| 11  | Shae Littleford        | G    | 5-7  | So.   | Charleston, Ill. (Charleston HS)       |
| 12  | Lexi Rubel             | G    | 6-1  | Fr.   | Cape Girardeau, Mo. (Notre Dame HS)    |
| 20  | Haley Hallett          | F    | 6-1  | Fr.   | Savannah, Tenn. (Hardin County HS)     |
| 23  | Sharnecce Currie-Jelks | F    | 6-2  | Fr.   | Jackson, Tenn. (Southside HS)          |
| 25  | Paige Pipkin           | G    | 5-10 | Gr.   | Henderson, Tenn. (Chester County HS)   |
| 33  | Josie Storey           | G    | 5-10 | Fr.   | Mountain View, Ark. (Mountain View HS) |
| 44  | Kenley McCarn          | G    | 5-11 | Fr.   | Melbourne, Ark. (Melbourne HS)         |



## COACHING AND SUPPORT STAFF

|                               | Name            | Experience  | Alma Mater           |
|-------------------------------|-----------------|-------------|----------------------|
| <b>Head Coach</b>             | Kevin McMillan  | 14th season | Rhodes College, 1989 |
| <b>Assistant Coach</b>        | Garner Small    | 1st season  | Olivet College, 2014 |
|                               | Maddie Waldrop  | 1st season  | UT Martin, 2021      |
| <b>Director of Operations</b> | Stacie Evans    | 13th season | UT Martin, 2004      |
| <b>Graduate Assistant</b>     | Kinleigh Harris | 1st season  | UT Martin, 2022      |



## ROSTER INFORMATION

## BY CLASS

**Graduate (2):** Pipkin, Robins  
**Juniors (2):** Boykin, Cannon  
**Sophomores (2):** Littleford, Thompson  
**Freshmen (6):** Brown, Currie-Jelks, Hallett, McCarn, Rubel, Storey

## BY HOME STATE

**Arkansas (2):** McCarn, Storey  
**Illinois (1):** Littleford  
**Kentucky (3):** Brown, Robins, Thompson  
**Michigan (1):** Cannon  
**Missouri (1):** Rubel  
**Tennessee (4):** Boykin, Currie-Jelks, Hallett, Pipkin

## BY POSITION

**Guards (7)**  
 Boykin  
 Littleford  
 McCarn  
 Pipkin  
 Robins  
 Rubel  
 Storey

**Forwards (6)**  
 Brown  
 Cannon  
 Currie-Jelks  
 Hallett  
 Thompson

## PRONUNCIATION GUIDE

4 **Uh-nay-uh** Brown  
 5 **Say-ghen** Robins  
 11 **Shay** Littleford  
 23 **Shar-niece** Currie-Jelks





0

## SYDNEEY BOYKIN

Junior • G • 5-9 • Clarksville, Tenn. (Mercer)

| GP-GS                              | PPG     | RPG    | APG     | SPG    | BPG    | MPG     |
|------------------------------------|---------|--------|---------|--------|--------|---------|
| 10-1                               | 0.5     | 0.2    | 0.0     | 0.1    | 0.0    | 5.0     |
| FG%: .182   3FG%: .143   FT%: .000 |         |        |         |        |        |         |
| CAREER HIGHS                       | Pts: 11 | Reb: 5 | Asst: 3 | Stl: 3 | Blk: 1 | Min: 26 |

- Played six minutes vs. Morehead State
- Earned first career start against Marshall
- Played two seasons at Mercer; Played in 49 games
- Helped Bears win back-to-back SoCon tournaments
- Tallied 48 points, 54 rebounds, 23 assists, 12 steals
- Scored career-high 11 points vs. Western Carolina in 20-21
- Majoring in sociology



2

## ELLA THOMPSON

Sophomore • F • 5-11 • Bardstown, Ky. (Bethlehem HS)

| GP-GS                              | PPG     | RPG     | APG     | SPG    | BPG    | MPG     |
|------------------------------------|---------|---------|---------|--------|--------|---------|
| 3-0                                | 1.3     | 2.0     | 1.3     | 0.3    | 0.0    | 17.7    |
| FG%: .250   3FG%: .000   FT%: .000 |         |         |         |        |        |         |
| CAREER HIGHS                       | Pts: 14 | Reb: 12 | Asst: 1 | Stl: 3 | Blk: 2 | Min: 38 |

- Out indefinitely with back injury | Could miss rest of season
- Made season debut at South Dakota State, tallying two points
- Missed first eight game with injury
- Scored in double figures four times
- Notched 10 or more rebounds twice
- Scored career-high 15 points vs. Belmont
- Tallied career-high 12 rebounds vs. SIUE
- First career double-double at Morehead State (14 pts, 10 reb)
- Majoring in business management



3

## DIAMOND CANNON

Junior • F • 5-10 • Detroit, Mich. (Bradley)

| GP-GS                              | PPG    | RPG    | APG     | SPG    | BPG    | MPG     |
|------------------------------------|--------|--------|---------|--------|--------|---------|
| 10-0                               | 2.1    | 1.6    | 0.1     | 0.4    | 0.1    | 9.9     |
| FG%: .474   3FG%: .000   FT%: .750 |        |        |         |        |        |         |
| CAREER HIGHS                       | Pts: 8 | Reb: 4 | Asst: 1 | Stl: 2 | Blk: 0 | Min: 12 |

- Did not see game action vs Little Rock/Morehead State (illness)
- Tallied career-highs in points (8) and rebounds (4) vs Purdue Fort Wayne
- Played one season at Bradley; Saw action in five games
- Played two seasons at Columbia State CC
- 2020-21 NJCAA All-American | 20.1 ppg, 9.3 rpg, 2.2 apg
- Tabbed 2020-21 TCCAA Player of the Year
- Scored 20 points or more 11 times in 2020-21
- Majoring in sociology



Pronunciation  
\*Uh-nay-uh\*

4

## ANAYA BROWN

Freshman • F • 6-1 • Lexington, Ky. (Lafayette HS)

| GP-GS                              | PPG     | RPG     | APG     | SPG    | BPG    | MPG     |
|------------------------------------|---------|---------|---------|--------|--------|---------|
| 13-5                               | 6.2     | 5.2     | 0.9     | 0.8    | 0.5    | 25.8    |
| FG%: .348   3FG%: .478   FT%: .719 |         |         |         |        |        |         |
| CAREER HIGHS                       | Pts: 12 | Reb: 11 | Asst: 4 | Stl: 2 | Blk: 2 | Min: 37 |

- Tallied five pints, seven rebounds vs. Morehead State
- Equalled career-high with 12 points at Little Rock
- Started last five games
- Notched first double-double with 10 pts, 11 rebs at South Dakota
- Scored in double figures three times
- Averaged 17.8 points, 9.4 rebounds per game as a senior
- Named Region 11 Player of the Year | Miss Kentucky finalist
- Majoring in exercise science and wellness



Pronunciation  
\*Say-ghen\*

5

## SEYGAN ROBINS

Graduate • G • 5-8 • Harrodsburg, Ky. (Louisville)

| GP-GS                              | PPG     | RPG    | APG     | SPG    | BPG    | MPG     |
|------------------------------------|---------|--------|---------|--------|--------|---------|
| 13-12                              | 8.5     | 2.0    | 2.6     | 1.9    | 0.1    | 30.9    |
| FG%: .374   3FG%: .443   FT%: .941 |         |        |         |        |        |         |
| CAREER HIGHS                       | Pts: 26 | Reb: 7 | Asst: 6 | Stl: 5 | Blk: 1 | Min: 39 |

- Tallied 13 points, five steals and three assists vs. Morehead State
- Averaging 8.2 ppg, 3.0 rpg, 3.0 apg, 2.3 spg vs SEMO in career
- Preseason All-OVC
- Scored career-high 26 points vs. SIUE in OVC Tourney
- Scored in double figures 21 times | 6x this season
- Knocked down three or more 3PT FGs in 18 career games
- Tallied four or more assists in 24 games
- Graduated in 2021 | Pursuing Master's in special education



Pronunciation  
\*Shay\*

11

## SHAE LITTLEFORD

Sophomore • G • 5-7 • Charleston, Ill. (Charleston HS)

| GP-GS                              | PPG     | RPG    | APG     | SPG    | BPG    | MPG     |
|------------------------------------|---------|--------|---------|--------|--------|---------|
| 10-10                              | 9.5     | 3.0    | 3.4     | 1.5    | 0.1    | 32.5    |
| FG%: .393   3FG%: .290   FT%: .870 |         |        |         |        |        |         |
| CAREER HIGHS                       | Pts: 21 | Reb: 6 | Asst: 8 | Stl: 6 | Blk: 1 | Min: 40 |

- Tallied 13 points, four assists, two steals vs. Morehead State
- Averaging 9.0 ppg, 3.5 spg, 2.0 apg, 1.5 rpg vs SEMO in career
- Tallied 14 points, career-high eight assists at Vanderbilt
- 2022-23 Preseason All-OVC | '21-22 OVC All-Newcomer team
- Scored career-high 21 points vs. Morehead State (2/16/22)
- Scored in double figures 19 times
- 3x OVC Freshman of the Week last season
- Tallied four or more steals in five games
- Majoring in sports business



12

## LEXI RUBLE

Freshman • G • 6-1 • Cape Girardeau, Mo. (Notre Dame HS)

| GP-GS                              | PPG     | RPG    | APG     | SPG    | BPG    | MPG     |
|------------------------------------|---------|--------|---------|--------|--------|---------|
| 10-8                               | 4.4     | 4.0    | 1.1     | 1.0    | 0.5    | 23.6    |
| FG%: .349   3FG%: .333   FT%: .786 |         |        |         |        |        |         |
| CAREER HIGHS                       | Pts: 12 | Reb: 7 | Asst: 3 | Stl: 3 | Blk: 1 | Min: 31 |

- Tallied five points, five rebounds vs. Morehead State
- Miss three games with foot injury
- Tallied career-highs in points (12) and rebounds (7) vs. Purdue Fort Wayne
- Averaged a double-double w/ 15.9 ppg, 10.3 rpg, 4.9 apg
- Scored 1,463 points while leaving ND as program's all-time leader in rebounds (970), assists (434) and steals (289)
- Three-time Class 5 All-State selection and district POY
- Majoring in exercise science and wellness




20

## HALEY HALLETT

Freshman • F • 6-1 • Savannah, Tenn. (Hardin County HS)

| GP-GS                              | PPG    | RPG    | APG     | SPG    | BPG    | MPG    |
|------------------------------------|--------|--------|---------|--------|--------|--------|
| 0-0                                | 0.0    | 0.0    | 0.0     | 0.0    | 0.0    | 0.0    |
| FG%: .000   3FG%: .000   FT%: .000 |        |        |         |        |        |        |
| CAREER HIGHS                       | Pts: 0 | Reb: 0 | Asst: 0 | Stl: 0 | Blk: 0 | Min: 0 |

- Has not played this season (medical) | Expected to redshirt
- Prepped at Hardin County HS
- Garnered All-West Tennessee honors
- Averaged 10.0 points, 5.2 rebounds and 20 blocks as junior



Pronunciation  
\*Shar-niece\*  
23

## SHARNECCE CURRIE-JELKS

Freshman • F • 6-2 • Jackson, Tenn. (Southside HS)

| GP-GS                              | PPG     | RPG     | APG     | SPG    | BPG    | MPG     |
|------------------------------------|---------|---------|---------|--------|--------|---------|
| 13-13                              | 13.1    | 6.6     | 0.9     | 0.9    | 0.9    | 28.1    |
| FG%: .503   3FG%: .231   FT%: .656 |         |         |         |        |        |         |
| CAREER HIGHS                       | Pts: 23 | Reb: 15 | Asst: 3 | Stl: 2 | Blk: 4 | Min: 33 |

- Tallied 12 points, eight rebounds vs. Morehead State
- Scored career-high 23 points at South Dakota
- Ranks in OVC top-five in points (5th), rebounds (5th), FG% (2nd)
- Snapped eight straight games in double figures at Little Rock
- Named 3x OVC Freshman of the Week (11/29)/(12/6)/(12/20)
- Tallied double-double vs. Troy | 14 points, 15 rebounds
- Scored in double figures 10 times this season | 20+ twice
- Majoring in nursing



25

## PAIGE PIPKIN

Graduate • G • 5-10 • Henderson, Tenn. (Chester County HS)

| GP-GS                              | PPG     | RPG    | APG     | SPG    | BPG    | MPG     |
|------------------------------------|---------|--------|---------|--------|--------|---------|
| 12-9                               | 10.9    | 2.5    | 2.3     | 1.1    | 0.3    | 30.1    |
| FG%: .421   3FG%: .360   FT%: .739 |         |        |         |        |        |         |
| CAREER HIGHS                       | Pts: 33 | Reb: 9 | Asst: 7 | Stl: 5 | Blk: 2 | Min: 40 |

- Missed game against Morehead State (foot injury)
- Averaging 16.5 ppg, 2.0 apg, 2.0 spg vs. SEMO last season
- Tallied season-high 23 points, five rebounds vs. Arkansas State
- 2022-23 Preseason All-OVC | 2021-22 All-OVC second team
- Scored career-high 33 points at Austin Peay
- Tallied career-high nine rebounds vs. No. 24 Virginia Tech
- Scored in double figures 30 times | 20+ 5x | 30+ once
- 4x OVC Commissioner's Honor Roll | 2021-22 OVC Medal of Honor
- Graduate in 2021 | Expected to graduate w/ MBA in Dec. 22



33

## JOSIE STOREY

Freshman • G • 5-10 • Mountain View, Ark. (Mountain View HS)

| GP-GS                              | PPG     | RPG    | APG     | SPG    | BPG    | MPG     |
|------------------------------------|---------|--------|---------|--------|--------|---------|
| 13-4                               | 4.0     | 1.2    | 1.2     | 1.2    | 0.1    | 18.5    |
| FG%: .298   3FG%: .267   FT%: .857 |         |        |         |        |        |         |
| CAREER HIGHS                       | Pts: 15 | Reb: 4 | Asst: 5 | Stl: 4 | Blk: 0 | Min: 37 |

- Scored career-high 15 points vs. Morehead State
- Started three consecutive games (SDSU, USD & MO State)
- Tallied three steals against Norfolk State
- Scored career-high 9 points at Missouri
- Averaged 25.0 ppg as senior
- Tallied 37 points, eight rebounds vs. Valley Springs
- Helped team to back-to-back state titles in 2019 and 2020
- Majoring in exercise science and wellness



44

## KENLEY McCARN

Freshman • G/F • 5-11 • Melbourne, Ark. (Melbourne HS)

| GP-GS                              | PPG     | RPG    | APG     | SPG    | BPG    | MPG     |
|------------------------------------|---------|--------|---------|--------|--------|---------|
| 4-3                                | 19.8    | 4.3    | 1.0     | 1.3    | 0.8    | 33.5    |
| FG%: .444   3FG%: .300   FT%: .895 |         |        |         |        |        |         |
| CAREER HIGHS                       | Pts: 31 | Reb: 7 | Asst: 1 | Stl: 2 | Blk: 2 | Min: 38 |

- Out indefinitely with foot injury | Could miss rest of season
- Scored in double figures in all four games played
- Named OVC Player of the Week | 2x Freshman of the Week
- Scored 31 points vs. Troy | Program record for Skyhawk debut
- Led team to four straight state titles | 130-7 overall record
- Named MaxPreps Small Town All-American second team
- Named 2A state tournament MPV in three straight seasons
- Majoring in accounting

## UT MARTIN ANALYTICAL SUMMARY

The plus/minus stat reflects how the team did while that player is on the court. If a player is a +5, it means his team outscored the opponent by five points while he was on the court. If he has a -3, then the opposing team outscored his team by three points while he was on the court.

NCAA

### NET RANKINGS

| Team               | NET | Prev |
|--------------------|-----|------|
| Tennessee Tech     | 172 | 171  |
| UT Martin          | 185 | 184  |
| Eastern Illinois   | 203 | 201  |
| Southern Indiana   | 249 | 249  |
| Little Rock        | 260 | 256  |
| Southeast Missouri | 288 | 285  |
| Morehead State     | 321 | 325  |
| SIUE               | 336 | 335  |
| Tennessee State    | 342 | 342  |
| Lindenwood         | 345 | 346  |

| Player                           | 22-23 | Avg/Gm | Best +/- Performance              |
|----------------------------------|-------|--------|-----------------------------------|
| #0 - Sydneey Boykin (10)         | -18   | -1.8   | +5 vs. Murray State (11/30)       |
| #2 - Ella Thompson (3)           | -14   | -4.7   | +9 at South Dakota (12/14)        |
| #3 - Diamond Cannon (10)         | -26   | -2.6   | +5 vs. Purdue Fort Wayne (11/23)  |
| #4 - Anaya Brown (13)            | -32   | -2.4   | +11 vs. Morehead State (12/31)    |
| #5 - Seygan Robins (13)          | +2    | +0.2   | +26 vs. Purdue Fort Wayne (11/23) |
| #11 - Shae Littleford (10)       | +29   | +2.9   | +26 vs. Purdue Fort Wayne (11/23) |
| #12 - Lexi Rubel (10)            | 0     | 0.0    | +25 vs. Purdue Fort Wayne (11/23) |
| #20 - Haley Hallett (0)          | -     | -      | -                                 |
| #23 - Sharnece Currie-Jelks (13) | -7    | -0.5   | +25 vs. Purdue Fort Wayne (11/23) |
| #25 - Paige Pipkin (12)          | -33   | -2.7   | +22 vs. Purdue Fort Wayne (11/23) |
| #33 - Josie Storey (13)          | -14   | -1.1   | +14 vs. Morehead State (12/31)    |
| #44 - Kenley McCarn (4)          | -1    | -0.25  | +15 vs. Arkansas State (11/14)    |

## QUICK HITS

**McMILLAN AMONGST OVC LEADERBOARD**

• With a career record of 257-168, UT Martin head coach **Kevin McMillan** currently ranks third in total wins in Ohio Valley Conference history. McMillan also ranks first amongst active coaches.

| Cochan (Program)               | W          | L          | %           |
|--------------------------------|------------|------------|-------------|
| 1. Larry Inman (MTSU/EKU/TSU)  | 545        | 352        | .606        |
| 2. Bill Worrell (TTU)          | 408        | 190        | .682        |
| 3. <b>Kevin McMillan (UTM)</b> | <b>257</b> | <b>168</b> | <b>.605</b> |
| 4. Lewis Bivens (MTSU)         | 182        | 103        | .639        |
| 5. Marynell Meadors (TTU)      | 181        | 100        | .730        |

**NEW YEAR BRINGS STRONG PLAY**

• Under head coach Kevin McMillan, UT Martin has posted a 171-54 record when the calendar switches to a new year over the past 12 seasons - including a 73-26 in January, 74-14 in February and 24-14 in March.

**STEPPING INTO OVC PLAY**

• The Skyhawks are looking to continue their recent success with the opening of league play. UT Martin has ranked amongst the OVC leaders for over a decade by boasting a 162-45 record (78.1 winning percentage) against league foes while claiming six regular season titles and four tournament crowns since the 2010-11 season.

**OVC ACTION BRINGS NEW RIVALS**

• The 2022-23 season brings in three new programs to the Ohio Valley Conference with the addition of Lindenwood, Little Rock and Southern Indiana into the league. Little Rock joins the OVC from the Sun Belt while both Lindenwood and Southern Indiana join the league from the Division II ranks where they were both members of the GLVC.

**CURRIE-JELKS NAMED OVC FRESHMAN OF THE WEEK (AGAIN)**

• Forward **Sharnecce Currie-Jelks** has picked up three OVC Freshman of the Week honors after stringing together nine consecutive games in double figures. She picked up her first honor in Week 3 (Nov. 21-27) after scoring in double figures in all three games of the Hostilo Hoops Community Classic against foes Marshall, Norfolk State and Purdue Fort Wayne. Currie-Jelks averaged 16.0 points and 4.7 rebounds per game while shooting 51.4 percent from the floor. Then she averaged 14.5 points and 8.0 rebounds per game after a pair of Week 4 matchups against Murray State and Vanderbilt. She picked up another after averaging 17.0 points and 4.7 rebounds per game against South Dakota State, South Dakota and Missouri State.

**ON THE ROAD AGAIN**

• UT Martin wrapped up its lengthy season-long five game road trip with a heart-breaking loss to Little Rock on a buzzer-beating three-pointer. The Skyhawks picked up two wins on the trip against Vanderbilt and South Dakota while falling to South Dakota State, Missouri State and Little Rock.

**CURRIE-JELKS LEADS THE WAY**

• Freshman forward **Sharnecce Currie-Jelks** has been a force through the first 11 games of her Skyhawk career. Currie-Jelks has been named OVC Freshman of the Week three times already while scoring in double figures in nine contests - including a pair of 20+ point performances against South Dakota (23) and Purdue Fort Wayne (21). She also notched her first career double-double in her collegiate debut against Troy with 14 points and 15 rebounds.

**MID-MAJOR TOP 25**

| Team                  | Rec. | Pts. | Conf            |
|-----------------------|------|------|-----------------|
| 1. Gonzaga (30)       | 12-2 | 774  | West Coast      |
| 2. Columbia           | 10-2 | 725  | Ivy League      |
| 3. FGCU (1)           | 11-2 | 699  | ASUN            |
| 4. Princeton          | 7-3  | 646  | Ivy League      |
| 5. South Dakota State | 9-5  | 633  | Summit          |
| 6. Toledo             | 9-2  | 630  | Mid-American    |
| 7. Drake              | 5-3  | 555  | Missouri Valley |
| 8. Stephen F. Austin  | 10-2 | 539  | WAC             |
| 9. Cleveland State    | 11-1 | 532  | Horizon         |
| 10. Bowling Green     | 10-1 | 493  | Mid-American    |
| 11. Drexel            | 8-3  | 447  | Colonial        |
| 12. James Madison     | 10-2 | 420  | Sun Belt        |
| 13. Kent State        | 7-3  | 409  | Mid-American    |
| 14. Green Bay         | 9-4  | 344  | Horizon         |
| 15. Ball State        | 9-3  | 324  | Mid-American    |
| 16. Illinois State    | 6-4  | 311  | Missouri Valley |
| 17. Portland          | 8-5  | 271  | West Coast      |
| 18. Youngstown State  | 8-3  | 210  | Horizon         |
| 19. Northern Iowa     | 5-4  | 146  | Missouri Valley |
| 20. Vermont           | 9-4  | 117  | America East    |
| 21. UC Irvine         | 8-3  | 102  | Big West        |
| 22. ETSU              | 12-3 | 83   | Southern        |
| 23. Old Dominion      | 8-5  | 81   | Sun Belt        |
| 24. Grand Canyon      | 8-3  | 72   | WAC             |
| 25. Quinnipiac        | 6-5  | 61   | Metro Atlantic  |

**BROWN CHURNS A DOUBLE-DOUBLE**

• Freshman forward **Anaya Brown** became just the third active member of the Skyhawks - joining **Ella Thompson** and **Sharnecce Currie-Jelks** - to record a double-double with an impressive contest at South Dakota. Brown helped lead the Skyhawks to a victory after tallying 10 points and 11 rebounds - both career highs.

**SHOOT GOOD, FEEL GOOD**

• Like most teams, when the Skyhawks shoot well, the results usually follow. In the team's four wins this season, UT Martin has shot at least 40 percent from the floor with the team's best night coming against Purdue Fort Wayne in which they made 54.5 percent. Conversely, in the Skyhawks eight losses, they have only shot over 40 percent against Troy.

**MASTER PIPKIN, THE DOUBLE GRADUATE**

• Graduate guard **Paige Pipkin** has not only been a standout performer on the court during her tenure with the Skyhawks, but also has two degrees with her name on it. After graduating with a bachelor's degree in accounting in May of 2021, Pipkin recently completed her Master's in business administration in December of 2023.

**YOUTH MOVEMENT IS MAKING WAVES**

• UT Martin has benefitted from the strong outings by their freshman class this season. Of the team's 62.6 points per game this season, the Skyhawks' freshmen have combined to score 53.2 percent (388 points) of the team's offensive output. Meanwhile, the graduate tandem of **Paige Pipkin** and **Seygan Robins** have combined for 31.4 percent.

**SKYHAWKS KNOCK OFF ANOTHER POWER-FIVE PROGRAM**

• With a 66-54 win against Vanderbilt on Dec. 4, the Skyhawks picked up their fourth win against a Power 5 program in the school's Division I history. The win marked the team's first victory since knocking off Alabama in 2015 (83-65) and the most recent road win since also upsetting Alabama in 2013 (75-57). Overall, the Skyhawks have program wins against Alabama, Ole Miss and Vanderbilt.

**FRESHMEN ARE CLEANING UP WEEKLY OVC HONORS**

• UT Martin has claimed five of the OVC Freshman of the Week honors this season. Guard **Kenley McCarn** garnered back-to-back selections in Week 1 and 2 while forward **Sharnecce Currie-Jelks** claimed consecutive honors in Week 3 and 4 and another in Week 6.

**CURRIE-JELKS NAMED TO HOSTILO HOOPS ALL-TOURNAMENT TEAM**

• Freshman **Sharnecce Currie-Jelks** was named to the Hostilo Hoops Community Classic All-Tournament team after scoring in double figures in all three contests and averaging 16.0 points and 4.7 rebounds per game. While shooting 51.4 percent from the field during the tournament, she scored a career-high 21 points in the win over Purdue Fort Wayne.

**THAT 70'S SHOW**

• 70 has proven to be the magic number for the Skyhawks in recent history. Under the direction of head coach Kevin McMillan, UT Martin is 187-38 when eclipsing the 70-point plateau. When the Skyhawks have scored 80 points or more, they are 116-9 during the same span.

**SKYHAWK TRIO GARNERS PRESEASON HONORS**

• The Skyhawk trio of **Paige Pipkin**, **Shae Littleford** and **Seygan Robins** were recognized as Preseason All-Ohio Valley Conference honorees. Meanwhile, the Skyhawks were picked to finish second in the league standings in a preseason poll of the league's head coaches and sports information directors. **Pipkin** was an All-OVC second team selection after averaging 12.3 points and 4.1 rebounds per game. **Littleford** was added to the OVC All-Newcomer team after averaging 11.0 points and 2.0 assists per game. Meanwhile, **Robins** averaged 9.8 points and 2.8 assists.

**McCARN EARNS PAIR OF OVC WEEKLY HONORS**

• Newcomer **Kenley McCarn** picked up a pair of OVC honors after an impressive debut performance by being named both OVC Player of the Week and Freshman of the Week. McCarn averaged 31.0 points, 3.0 rebounds, 2.0 blocks and 1.0 assists for the week while shooting 63.1 percent from the floor and 100 percent from the free throw stripe.

**DOWN BUT NOT OUT**

• UT Martin faced a second half deficit as large as 10 points against Arkansas State before rallying to pick up a 73-54 victory for the team's first win of the season. The Skyhawks held the Red Wolves to just 21 points in the second half and finished the game on a 23-2 run to pull away for the 19-point victory.

**DEBUT FOR THE RECORD BOOKS**

• Skyhawk freshman **Kenley McCarn** wasted no time in making her presence known this season by scoring 31 points in the season-opener against Troy. McCarn scored 31 points while making 12-of-19 field goal attempts and 6-of-6 free throw attempts to rank as the most points by a Skyhawk in their debut.

**FRESHMAN DOUBLE-DOUBLE**

• Freshman forward **Sharnecce Currie-Jelks** had a big night in her collegiate debut by recording a double-double against Troy. Currie-Jelks tallied 14 points and 15 rebounds in her first official game since her junior season of high school. The contest also marked the first time a Skyhawk had tallied 15 or more rebounds since current assistant coach Maddie Waldrop tallied 16 boards against Tennessee State in 2019.





## SKYHAWK RECORD WHEN...

|                                 |     |
|---------------------------------|-----|
| Playing at home.....            | 2-2 |
| Playing on the road.....        | 2-4 |
| Playing on a neutral floor..... | 1-2 |
| Playing Top-25 Opponent.....    | 0-0 |
| Playing day games.....          | 4-1 |
| Playing night games.....        | 1-7 |
| Playing in white uniforms.....  | 2-3 |
| Playing in navy uniforms.....   | 2-2 |
| Playing in orange uniforms..... | 1-3 |

|                           |     |
|---------------------------|-----|
| Leading at halftime.....  | 2-2 |
| Trailing at halftime..... | 3-6 |
| Tied at halftime.....     | 0-0 |

|  |     |
|--|-----|
| Game decided by 1-4 points.....        | 0-1 |
| Game decided by 5-9 points.....        | 1-3 |
| Game decided by 10-14 points.....      | 1-1 |
| Game decided by 15 points or more..... | 3-3 |
| Scoring less than 60 points.....       | 0-7 |
| Scoring 60-69 points.....              | 3-0 |
| Scoring 70-79 points.....              | 1-0 |
| Scoring 80-89 points.....              | 1-1 |
| Scoring 90-99 points.....              | 0-0 |
| Scoring 100 or more points.....        | 0-0 |
| Allowing less than 50 points.....      | 1-1 |
| Allowing 50-59 points.....             | 3-0 |
| Allowing 60-69 points.....             | 1-2 |
| Allowing 70-79 points.....             | 0-4 |
| Allowing 80 or more points.....        | 0-1 |

|  |     |
|--|-----|
| Finishing with better FG%.....         | 5-2 |
| Finishing with worse FG%.....          | 0-5 |
| Shooting 50% or better on FGs.....     | 1-1 |
| Shooting under 50% on FGs.....         | 3-7 |
| Finishing with better 3PT FG%.....     | 2-3 |
| Finishing with worse 3PT FG%.....      | 3-5 |
| Shooting 40% or better on 3PT FGs..... | 2-2 |
| Shooting under 40% on 3PT FGs.....     | 3-6 |

|                           |     |
|---------------------------|-----|
| Leading in rebounds.....  | 3-1 |
| Trailing in rebounds..... | 1-7 |
| Tied in rebounds.....     | 1-0 |
| Leading in assists.....   | 4-1 |
| Trailing in assists.....  | 1-7 |
| Tied in assists.....      | 0-0 |
| Leading in steals.....    | 3-3 |
| Trailing in steals.....   | 0-5 |
| Tied in steals.....       | 2-0 |
| Leading in blocks.....    | 1-2 |
| Trailing in blocks.....   | 3-6 |
| Tied in blocks.....       | 1-0 |

|  |     |
|--|-----|
| Committing fewer turnovers than opponent.....    | 4-3 |
| Committing more turnovers than opponent.....     | 0-3 |
| Committing same number of turnovers.....         | 1-1 |
| Winning on points in the paint.....              | 4-1 |
| Losing on points in the paint.....               | 1-6 |
| Scoring the same number of points in paint.....  | 0-0 |
| Scoring more bench points.....                   | 1-2 |
| Scoring fewer bench points.....                  | 4-5 |
| Scoring the same number of bench points.....     | 0-0 |
| Scoring more fastbreak points.....               | 4-1 |
| Scoring fewer fastbreak points.....              | 1-6 |
| Scoring the same number of fastbreak points..... | 0-0 |

|  |     |
|--|-----|
| A Skyhawk scores 20+ points.....       | 3-1 |
| A Skyhawk scores 30+ points.....       | 0-1 |
| A Skyhawk records a double-double..... | 1-1 |

|                          |     |
|--------------------------|-----|
| Playing in November..... | 2-5 |
| Playing in December..... | 3-2 |
| Playing in January.....  | 0-0 |
| Playing in February..... | 0-0 |
| Playing in March.....    | 0-0 |

## QUICK HITS

**HOME COURT ADVANTAGE**

• UT Martin has tallied 272 home victories since 1995, making the Elam Center a daunting place for visiting teams. During McMillan's tenure the Skyhawks have posted a 132-35 record at home since taking over as head coach, posting an .786 winning percentage. The Skyhawks have also posted a 96-17 home record (85.0 percent) against OVC foes during the same span.

**UT Martin Record at Home Under McMillan**

|              |      |              |      |
|--------------|------|--------------|------|
| 2018-19..... | 14-1 | 2010-11..... | 10-0 |
| 2019-20..... | 13-1 | 2012-13..... | 10-5 |
| 2011-12..... | 12-1 | 2014-15..... | 10-2 |
| 2013-14..... | 11-1 | 2020-21..... | 9-1  |
| 2015-16..... | 11-1 | 2009-10..... | 7-4  |
| 2017-18..... | 11-3 | 2016-17..... | 7-6  |
| 2021-22..... | 5-8  | 2022-23..... | 2-2  |

**FOUR SKYHAWKS REACH DOUBLE FIGURES**

• UT Martin has shown balance this season by placing four players in double figures in two contests. The Skyhawks did it the first time against Troy before also repeating the feat against South Dakota. The performance was in stark contrast to last season in which it took the Skyhawks 14 games until they placed four players in double-digits offensively.

**FRESHMEN STARTERS**

• UT Martin saw its freshman class carry a heavy load in the team's season-opener against Troy. The Skyhawks started three freshman in the contest while bringing two others off the bench. The contest marked the first time since 2010-11 that the Skyhawks started three or more true freshmen in a season opener.

**SKYHAWKS MATCH UP AGAINST THE BEST**

• UT Martin has never shyed away from playing some of the best teams in the country under head coach **Kevin McMillan**. Since taking over in 2009-10, McMillan and the Skyhawks have played 28 nationally ranked opponents. This season the Skyhawks are set to play nationally ranked and defending WNIT champion South Dakota State along with seven other programs which earned postseason berths in 2021-22.

**SKYHAWKS RETURN OFFENSIVE PRODUCTION**

• The Skyhawks return 70.8 percent of their offensive production in the team's four returners from last year's squad. **Paige Pipkin** led the team with 12.3 points per game while **Shae Littleford** also averaged double figures with 11.0 points per game. The team also welcomes back the squad's third and sixth leading scorers in **Seygan Robins** (9.8 ppg) and **Ella Thompson** (6.3 ppg) combining for 39.6 of the team's 70.8 points per contest.

**SKYHAWKS PICKED TO FINISH SECOND IN OVC**

• In a poll of the OVC's head coaches and sports information directors, UT Martin has been picked to finish second in the league's preseason poll. The Skyhawks garnered 134 points overall and four first place votes.

**2022-23 OVC Predicted Order of Finish**

|    |  |
|----|--|
| 1. | Tennessee Tech (11 first place votes) - 147  |
| 2. | <b>UT Martin (4 first place votes) - 134</b> |
| 3. | Little Rock (4 first place votes) - 129      |
| 4. | Eastern Illinois - 115                       |
| 5. | Tennessee State (1 first place vote) - 95    |
| 6. | SIUE - 83                                    |
| 7. | Southern Indiana - 66                        |
| 8. | Southeast Missouri - 61                      |
| 9. | Lindenwood - 33                              |
|    | Morehead State - 33                          |

**EIGHT SKYHAWKS NAMED TO OVC COMMISSIONER'S HONOR ROLL**

• The Skyhawk women's basketball team featured eight players which were named to the OVC Commissioner's Honor Roll for the 2021-22 academic year with at least a 3.25 Grade Point Average. Included on that list are returners **Shae Littleford**, **Paige Pipkin**, **Seygan Robins** and **Ella Thompson**.

**McMILLAN'S CHAMPIONSHIP PEDIGREE**

• UT Martin has won 10 OVC championship under Kevin McMillan including six regular season titles (2011-12, 2013-14, 2014-15, 2015-16, 2019-20, 2020-21) and four OVC tournament crowns (2011, 2012, 2013, 2014). His 10 titles lead all active OVC coaches - men or women.

| Coch, School                         | Season | Tourn. | Total |
|--------------------------------------|--------|--------|-------|
| Kevin McMillan, UT Martin (W)        | 6      | 4      | 10    |
| Rekha Patterson, SEMO (W)            | 0      | 1      | 1     |
| Preston Spradlin, Morehead State (M) | 0      | 1      | 1     |

**UT MARTIN FROM DEEP**

• The Skyhawks have made a three-pointer field goal in 436 consecutive games, a streak which dates back to Feb. 3, 2009 against Austin Peay and ranks seventh nationally.

| Program                                  | Total      |
|--|------------|
| 1. Iowa State (Feb. 1995-Pres.)          | 847        |
| 2. Chattanooga (Dec. 16, 1999-Pres.)     | 696        |
| 3. Milwaukee (2002-Pres.)                | 594        |
| 4. UC Davis (Feb. 15, 2003-Pres.)        | 553        |
| 5. Bowling Green (Feb. 12, 2005-Pres.)   | 540        |
| 6. Austin Peay (2006-Pres.)              | 475        |
| 7. <b>UT Martin (Feb. 3, 2009-Pres.)</b> | <b>436</b> |

**250 WINS AND CLIMBING**

• UT Martin head coach **Kevin McMillan** picked up his 250th career victory with a 60-57 win over Austin Peay on Feb. 14. With the win, McMillan became the sixth head coach in OVC history to eclipse 250 career victories - men's and women's.

| Coch (Program)                 | W          | L          | %           |
|--------------------------------|------------|------------|-------------|
| 1. Larry Inman (MTSU/EKU/TSU)  | 545        | 352        | .606        |
| 2. Dave Loos (APSU)            | 420        | 410        | .506        |
| 3. Bill Worrell (TTU)          | 408        | 190        | .682        |
| 4. Cal Luther (MUR/UTM)        | 319        | 283        | .530        |
| 5. E.A. Diddle (WKU)           | 296        | 143        | .674        |
| 6. <b>Kevin McMillan (UTM)</b> | <b>256</b> | <b>168</b> | <b>.605</b> |

**LITTLEFORD AND PIPKIN GARNER OVC MEDALS OF HONOR**

• The Skyhawk duo of **Shae Littleford** and **Paige Pipkin** earned OVC Academic Medal of Honor awards after stellar academic seasons in 2021-22. The OVC Academic Medal of Honor is given annually to the student-athletes who achieve the highest grade point average in a Conference-sponsored sport. Each of the 287 OVC Medal of Honor recipients for the 2021-22 academic year carried a perfect 4.0 GPA.

**SKYHAWK BIRTHDAYS**

|                        |                   |
|------------------------|-------------------|
| Haley Hallett          | January 14, 2004  |
| Seygan Robins          | February 17, 1999 |
| Josie Storey           | March 4, 2004     |
| Ella Thompson          | March 14, 2003    |
| Anaya Brown            | March 27, 2004    |
| Sydnee Boykin          | April 3, 2002     |
| Sharnecce Currie-Jelks | May 27, 2004      |
| Paige Pipkin           | October 4, 1998   |
| Kenley McCarn          | October 8, 2003   |
| Diamond Cannon         | October 14, 2000  |
| Lexi Rubel             | October 22, 2003  |
| Shae Littleford        | October 25, 2002  |

**2023 OVC BASKETBALL CHAMPIONSHIP RETURNS TO EVANSVILLE**

• For the sixth straight year, the Ohio Valley Conference Board of Presidents has awarded the 2023 OVC Women's Basketball Championship to the Ford Center in Evansville, Ind. The OVC Basketball Championship is scheduled for March 1-4 and will feature eight women's teams with a merit-based double-bye system.

**KATHLEEN AND TOM ELAM CENTER**

• Built in 1963, the Kathleen and Tom Elam Center was named in honor of longtime UT Board of Trustees member Col. Tom Elam and his wife, Kathleen. The Elam Center houses both the women's and men's basketball teams with all home games being played in Skyhawk Arena. In addition of Skyhawk Arena, which holds a seating capacity of approximately 4,300 seats, the Elam Center also houses both teams locker rooms, training facility and weight room.

# OHIO VALLEY CONFERENCE



## OVC WEEKLY AWARDS

### OVC PLAYER OF THE WEEK

| Date    | Player               | Team             |
|---------|----------------------|------------------|
| Nov. 15 | <b>Kenley McCarn</b> | <b>UT Martin</b> |
|         | Gia Adams            | Tennessee State  |
| Nov. 22 | Lariah Washington    | Eastern Illinois |
| Nov. 29 | Ajulu Thatha         | SIUE             |
|         | Meredith Riley       | Southern Indiana |
| Dec. 6  | Lariah Washington    | Eastern Illinois |
| Dec. 13 | Meredith Raley       | Southern Indiana |
| Dec. 20 | Lariah Washington    | Eastern Illinois |
| Dec. 27 | Mary McGrath         | Lindenwood       |
|         | Hannah Haithcock     | Southern Indiana |
| Jan. 3  | Ajulu Thatha         | SIUE             |
| Jan. 10 | -                    | -                |
| Jan. 17 | -                    | -                |
| Jan. 24 | -                    | -                |
| Jan. 31 | -                    | -                |
| Feb. 7  | -                    | -                |
| Feb. 14 | -                    | -                |
| Feb. 21 | -                    | -                |
| Feb. 28 | -                    | -                |

### OVC NEWCOMER OF THE WEEK

| Date    | Player               | Team             |
|---------|----------------------|------------------|
| Nov. 15 | Jaiyah Smith         | Little Rock      |
| Nov. 22 | Macy McGlone         | Eastern Illinois |
| Nov. 29 | Veronica Charles     | Morehead State   |
| Dec. 6  | Veronica Charles     | Morehead State   |
| Dec. 13 | Erica Haynes-Overton | Tennessee State  |
| Dec. 20 | Nikki Metcalfe       | Little Rock      |
| Dec. 27 | KK Rodriguez         | SIUE             |
| Jan. 3  | Veronica Charles     | Morehead State   |
|         | Erica Haynes-Overton | Tennessee State  |
| Jan. 10 | -                    | -                |
| Jan. 17 | -                    | -                |
| Jan. 24 | -                    | -                |
| Jan. 31 | -                    | -                |
| Feb. 7  | -                    | -                |
| Feb. 14 | -                    | -                |
| Feb. 21 | -                    | -                |
| Feb. 28 | -                    | -                |

### OVC FRESHMAN OF THE WEEK

| Date    | Player                        | Team               |
|---------|-------------------------------|--------------------|
| Nov. 15 | <b>Kenley McCarn</b>          | <b>UT Martin</b>   |
| Nov. 22 | <b>Kenley McCarn</b>          | <b>UT Martin</b>   |
| Nov. 29 | <b>Sharnecce Currie-Jelks</b> | <b>UT Martin</b>   |
| Dec. 6  | <b>Sharnecce Currie-Jelks</b> | <b>UT Martin</b>   |
| Dec. 13 | Faith Lee                     | Little Rock        |
|         | Alecia Doyle                  | Southeast Missouri |
| Dec. 20 | <b>Sharnecce Currie-Jelks</b> | <b>UT Martin</b>   |
| Dec. 27 | Faith Lee                     | Little Rock        |
| Jan. 3  | Reagan Hurst                  | Tennessee Tech     |
| Jan. 10 | -                             | -                  |
| Jan. 17 | -                             | -                  |
| Jan. 24 | -                             | -                  |
| Jan. 31 | -                             | -                  |
| Feb. 7  | -                             | -                  |
| Feb. 14 | -                             | -                  |
| Feb. 21 | -                             | -                  |
| Feb. 28 | -                             | -                  |



## OVC STANDINGS

| SCHOOL             | OVC        | PCT.        | H          | A          | STREAK    | OVERALL    | PCT.        | H          | A          | N          | STREAK    |
|--------------------|------------|-------------|------------|------------|-----------|------------|-------------|------------|------------|------------|-----------|
| Eastern Illinois   | 2-0        | 1.000       | 2-0        | 0-0        | W2        | 10-3       | .769        | 6-2        | 4-1        | 0-0        | W2        |
| Tennessee Tech     | 2-0        | 1.000       | 0-0        | 2-0        | W2        | 8-4        | .667        | 5-0        | 3-4        | 0-0        | W2        |
| Little Rock        | 2-0        | 1.000       | 1-0        | 1-0        | W2        | 5-8        | .385        | 4-3        | 1-5        | 0-0        | W2        |
| <b>UT Martin</b>   | <b>1-1</b> | <b>.500</b> | <b>1-0</b> | <b>0-1</b> | <b>W1</b> | <b>5-8</b> | <b>.385</b> | <b>2-2</b> | <b>2-4</b> | <b>1-2</b> | <b>W1</b> |
| Southern Indiana   | 1-1        | .500        | 1-0        | 0-1        | L1        | 7-6        | .538        | 5-1        | 2-5        | 0-0        | L1        |
| Morehead State     | 1-1        | .500        | 0-0        | 1-1        | L1        | 5-8        | .385        | 4-1        | 1-7        | 0-0        | L1        |
| SIUE               | 1-1        | .500        | 0-1        | 1-0        | W1        | 2-11       | .154        | 0-4        | 2-6        | 0-1        | W1        |
| Southeast Missouri | 0-2        | .000        | 0-1        | 0-1        | L2        | 5-8        | .385        | 5-1        | 0-6        | 0-1        | L2        |
| Tennessee State    | 0-2        | .000        | 0-2        | 0-0        | L2        | 5-8        | .385        | 5-3        | 0-5        | 0-0        | L2        |
| Lindenwood         | 0-2        | .000        | 0-1        | 0-1        | L2        | 1-12       | .077        | 1-3        | 0-6        | 0-3        | L4        |



## OVC SCHEDULE AT A GLANCE

### Saturday, December 31

|                                       |      |       |
|---------------------------------------|------|-------|
| SIUE at Southeast Missouri*           | Noon | ESPN+ |
| Southern Indiana at Eastern Illinois* | 1 pm | ESPN+ |
| Little Rock at Tennessee State*       | 1 pm | ESPN+ |
| Morehead State at UT Martin*          | 1 pm | ESPN+ |
| Tennessee Tech at Lindenwood*         | 1 pm | ESPN+ |

### Wednesday, January 4

|                            |      |       |
|----------------------------|------|-------|
| Lindenwood at Little Rock* | 5 pm | ESPN+ |
|----------------------------|------|-------|

### Thursday, January 5

|                                     |         |       |
|-------------------------------------|---------|-------|
| Tennessee State at SIUE*            | 3 pm    | ESPN+ |
| Southern Indiana at Morehead State* | 4 pm    | ESPN+ |
| Eastern Illinois at Tennessee Tech* | 5:30 pm | ESPN+ |
| Southeast Missouri at UT Martin*    | 5:30 pm | ESPN+ |



## PRESEASON HONORS

### Predicted Order of Finish

|    |   |            |
|----|---|------------|
| 1. | Tennessee Tech (11 first-place votes)     | 147        |
| 2. | <b>UT Martin (Four first-place votes)</b> | <b>134</b> |
| 3. | Little Rock (Four first-place votes)      | 129        |
| 4. | Eastern Illinois                          | 115        |
| 5. | Tennessee State (One first-place vote)    | 95         |
| 6. | SIUE                                      | 83         |
| 7. | Southern Indiana                          | 66         |
| 8. | Southeast Missouri                        | 61         |
| 9. | Lindenwood                                | 33         |
|    | Morehead State                            | 33         |

### Preseason All-OVC Team

|                                     |          |            |
|-------------------------------------|----------|------------|
| Lariah Washington, Eastern Illinois | G        | Sr.        |
| <b>Paige Pipkin, UT Martin</b>      | <b>G</b> | <b>Gr.</b> |
| Gia Adams, Tennessee State          | G        | So.        |
| <b>Shae Littleford, UT Martin</b>   | <b>G</b> | <b>So.</b> |
| Mikayla Kinnard, SIUE               | G        | Sr.        |
| Jada Guinn, Tennessee Tech          | G        | Sr.        |
| Jordan Brock, Tennessee Tech        | G        | Gr.        |
| Anna Walker, Tennessee Tech         | F        | Jr.        |
| <b>Seygan Robins, UT Martin</b>     | <b>G</b> | <b>Gr.</b> |
| Hannah Haithcock, Southern Indiana  | F        | Sr.        |
| Kennedi Watkins, Southeast Missouri | F        | So.        |
| Morgan Litwiller, Eastern Illinois  | F        | Sr.        |



## STATISTICAL LEADERS

### SCORING

| Rk. | Name                     | GP | FG | 3FG | FT | PTS | PPG  |
|-----|--------------------------|----|----|-----|----|-----|------|
| 1.  | Lariah Washington-EIU    | 13 | 94 | 14  | 48 | 250 | 19.2 |
| 2.  | Hannah Haithcock-USI     | 13 | 78 | 1   | 43 | 200 | 15.4 |
| 3.  | Gia Adams-TSU            | 13 | 62 | 16  | 40 | 180 | 13.8 |
| 4.  | Meredith Raley-USI       | 13 | 62 | 9   | 44 | 177 | 13.6 |
| 5.  | Erica Haynes-Overton-TSU | 13 | 58 | 8   | 49 | 173 | 13.3 |
| 6.  | Sharnecce Currie-Jel-UTM | 13 | 73 | 3   | 21 | 170 | 13.1 |
|     | Vanessa Shafford-USI     | 13 | 62 | 31  | 15 | 170 | 13.1 |
| 8.  | Maaliya Owens-TTU        | 11 | 53 | 24  | 8  | 138 | 12.5 |
| 9.  | Veronica Charles-MOR     | 13 | 60 | 22  | 18 | 160 | 12.3 |
| 10. | Mary McGrath-LIN         | 13 | 60 | 18  | 8  | 146 | 11.2 |

### REBOUNDING

| Rk. | Name                  | GP | OFF | DEF | TOT | RPG |
|-----|-----------------------|----|-----|-----|-----|-----|
| 1.  | Sierra McCullough-TSU | 10 | 26  | 48  | 74  | 7.4 |
| 2.  | Vanessa Shafford-USI  | 13 | 17  | 74  | 91  | 7.0 |
| 3.  | Macy McGlone-EIU      | 13 | 35  | 55  | 90  | 6.9 |
| 4.  | Ajulu Thatha-SIUE     | 13 | 28  | 61  | 89  | 6.8 |
| 5.  | Angelique Francis-LR  | 11 | 25  | 48  | 73  | 6.6 |

### ASSISTS

| Rk. | Name                   | GP | NO. | APG |
|-----|------------------------|----|-----|-----|
| 1.  | Jaiyah Harris-Smith-LR | 13 | 67  | 5.2 |
| 2.  | Sandra Lin-MOR         | 13 | 65  | 5.0 |
| 3.  | Miah Monahan-EIU       | 13 | 60  | 4.6 |
| 4.  | Jada Guinn-TTU         | 12 | 44  | 3.7 |
| 5.  | Shae Littleford-UTM    | 10 | 34  | 3.4 |



## GET TO KNOW McMILLAN

### EDUCATION

- Undergraduate: Rhodes College, 1989
- Masters: Middle Tennessee, 2007

### PLAYING CAREER HIGHLIGHTS

- Began career at Wake Forrest in 1985
- Played three years at Rhodes College, 86-89
- 1988 SCAC Player of the Year
- Three-time SCAC All-Conference Selection
- Ranked No. 9 all-time Rhodes (1,372 pts)

### CAREER HISTORY

#### UT MARTIN (2009-PRESENT)

- Head Coach
- 257-168 in 14 seasons
- Went to four consecutive NCAA Tournaments
- Posted seven 20-win seasons
- Four-time OVC Coach of the Year
- Won six OVC season championships
- Won four OVC Tournament championships
- Led team to nine postseason berths

#### GIBSON COUNTY HS (2007-09)

- Head Coach
- 62-6 record in two seasons
- Won state championship in 2008-09

#### MIDDLE TENNESSEE (2005-07)

- Assistant Coach
- Went to back-to-back NCAA Tournaments

#### WESTVIEW HS (1997-2005)

- Head Coach
- 196-73 record in eight seasons

#### MILLINGTON CENTRAL HS (1990-97)

- Head Coach
- 177-47 in seven seasons

### CHAMPIONSHIPS

#### OVC CHAMPIONSHIP

- 2012, 2014, 2015, 2016, 2020, 2021

#### OVC TOURNAMENT CHAMPIONSHIP

- 2011, 2012, 2013, 2014

### COACHING HONORS

- 2009-10 OVC Coach of the Year
- 2010-11 TSWA Women's Coach of the Year
- 2014-15 OVC Coach of the Year
- 2015-16 OVC Coach of the Year
- 2020-21 OVC Coach of the Year



## BY THE NUMBERS

- **Overall:** 257-168 (.605)
- **OVC Play:** 170-55 (.756) | **Non-OVC:** 86-110
- **Home:** 132-36 | **Away:** 97-104 | **Neutral:** 27-23
- **Conference Championships:** Six (12, 14, 15, 16, 20, 21)
- **Postseason:** 24-17 | **NCAA:** 0-4 | **WNIT:** 3-4



## McMILLAN AT A GLANCE

In his 14 seasons as a NCAA Division I head coach, Kevin McMillan has racked up **257** total wins to serve as the OVC's active leader,

**257**

**10**

McMillan has led the Skyhawks to **10** OVC championships in his 13 seasons - including six regular season and four tournament crowns.

McMillan has led the Skyhawks to the postseason **nine** times in 13 seasons - including four consecutive NCAA Tournaments from 2010-14.

**9**



## HEAD COACH KEVIN McMILLAN



## YEAR-BY-YEAR HEAD COACHING RECORD

| YEAR    | OVERALL |      | OVC     |       | FINISH                      | POSTSEASON                  |
|---------|---------|------|---------|-------|-----------------------------|-----------------------------|
| 2009-10 | 11-19   | .366 | 8-10    | .444  | 4th                         | -                           |
| 2010-11 | 21-11   | .656 | 14-4    | .777  | 2nd                         | NCAA Tournament First Round |
| 2011-12 | 23-9    | .719 | 15-1    | .938  | 1st                         | NCAA Tournament First Round |
| 2012-13 | 19-15   | .559 | 11-5    | .688  | 4th                         | NCAA Tournament First Round |
| 2013-14 | 24-8    | .750 | 15-1    | .938  | 1st                         | NCAA Tournament First Round |
| 2014-15 | 22-11   | .667 | 16-0    | 1.000 | 1st                         | WNIT First Round            |
| 2015-16 | 22-10   | .688 | 14-2    | .875  | 1st                         | WNIT Second Round           |
| 2016-17 | 12-19   | .387 | 8-8     | .500  | 4th                         | -                           |
| 2017-18 | 19-15   | .559 | 13-5    | .722  | 2nd                         | WNIT First Round            |
| 2018-19 | 23-9    | .718 | 13-5    | .722  | 2nd                         | -                           |
| 2019-20 | 22-10   | .688 | 16-2    | .888  | 1st                         | WNIT Qualifier (Canceled)   |
| 2020-21 | 22-6    | .785 | 17-2    | .898  | 1st                         | WNIT Memphis Regional       |
| 2021-22 | 12-18   | .413 | 9-9     | .500  | 6th                         | -                           |
| 2022-23 | 5-8     | .384 | 1-1     | .500  | -                           | -                           |
| OVERALL | 257-168 | .605 | 170-555 | .756  | Nine Postseason Appearances |                             |

The eighth head coach in UT Martin women's basketball history, Kevin McMillan is in his 14th year at the helm of the Skyhawk program as the school's all-time wins leader with 252 career victories.

Overall, the Skyhawks have won 10 Ohio Valley Conference titles during his 13 seasons at UT Martin – including six regular season titles and four tournament crowns. The Skyhawks reached the postseason in six consecutive seasons and nine seasons overall while reaching the NCAA Tournament in 2011, 2012, 2013 and 2014 while earning a bid to the Women's NIT in 2015, 2016, 2018, 2020 (canceled) and 2021. Additionally, the program has recorded eight 20-win seasons in the past 11 years with the Skyhawks posting a 252-160 record under McMillan, including a 169-54 mark in conference play. His 252 victories rank as the third-highest win total in OVC history, as he accounts for four OVC Coach of the Year awards.

Off the court, McMillan's teams have exceeded the average NCAA Academic Progress Rate in each of his 13 seasons. He has produced two OVC Scholar-Athletes (the highest individual honor in the league) and has graduated 100 percent of his student-athletes who have completed their eligibility in his Skyhawk tenure.

In 2021-22, the Skyhawks battled injuries and illness most of the season before finishing the campaign with a 12-18 overall record while going 9-9 in OVC play. The season snapped a streak of 12 consecutive years in which the Skyhawks finished in the top four of the OVC standings after entering the OVC Basketball Championship as the sixth seed. UT Martin boasted a pair of postseason awards as Paige Pipkin (All-OVC second team) and Shae Littleford (All-Newcomer) represented the squad.

Despite the 2020-21 season facing numerous challenges related to COVID-19 the Skyhawks posted yet another banner year. UT Martin notched its 11th 20-win season in program history after going 22-6 overall while posting a 17-2 mark in league play for the team's seventh regular season championship. In addition to the team's championship run, the squad earned a berth to the WNIT where they posted a pair of wins over Louisiana and Illinois State to become the first team in OVC history to record multiple victories in the same postseason.

Highlighting the season individually was the play of All-OVC forwards Chelsey Perry and Dasia Young who both earned first team honors. Perry was named the OVC Player of the Year for the second straight season after leading the league in multiple statistical categories including scoring (22.9 ppg), field goal percentage (50.2 percent) and field goals made (164). Following the season, Perry made waves by becoming the highest selection in OVC history by being selected 26th overall in the WNBA Draft by the Indiana Fever.

The Skyhawks posted their sixth league title in program history in 2019-20 after posting a 22-10 overall record while going 16-2 in league action. UT Martin would receive a berth into the Women's NIT after falling in the OVC Basketball Championship finals but the postseason event would be canceled because of COVID-19. In a season in which injuries plagued the roster, the Skyhawks continually rose to the occasions with its 10th 20-win season in program history while featuring a pair of All-OVC first-team performers in Perry and Maddie Waldrop.

Perry dominated postseason honors by being named WBCA Coaches' All-American honorable mention, a finalist for the Becky Hammon Mid-Major Player of the Year and OVC Player of the Year selection after ranking first nationally in field goal made (286), second in total points (740) and third in both points per game (23.1) and field goal attempts (386). Meanwhile, Waldrop earned her first All-OVC honor after ranking amongst OVC leaders in defensive rebounds (5.9, fourth), field goal percentage (48.6, fifth), rebounding (7.8 rpg, seventh) and scoring (12.7 ppg, eighth).

Despite having one of the youngest teams in the country on a program which featured just one senior on the roster, the Skyhawks still managed to meet program expectations throughout the 2018-19 season. The Skyhawks would post a 23-9 overall mark while finishing tied for second in the league standings with a record of 13-5. The team's 23 wins tied for the most wins in program history while appearing in the OVC Basketball Championship title contest for the seventh time in the last nine seasons. Highlighting the season was the emergence of senior Emanyne Robertson who put the finishing touches on her career with an All-OVC first team and OVC Defense Player of the Year selection. Meanwhile, sophomore Chelsey Perry earned All-OVC second team honors while freshman



Brittini Moore was selected to the OVC All-Newcomer squad.

McMillan saw the Skyhawks return to the postseason for the seventh time in his tenure in 2017-18 with another appearance in the Women's NIT. The Skyhawks would ultimately post a 19-15 overall mark while notching a 13-5 mark in league play to earn the No. 2 seed in the OVC Basketball Championship – where the squad advanced to the tournament finals before falling to No. 22 ranked Belmont in overtime. With the league's automatic bid to the Women's NIT, the Skyhawks would travel to Indiana where they fell to the eventual tournament champions.

Faced with one of the youngest rosters in the nation – boasting just four returners and an abundance of key injuries – the Skyhawks' 2016-17 campaign was a year of highs and lows. UT Martin would post a 12-19 overall record while finishing 8-8 in league play – earning the No. 4 seed in the OVC Basketball Championship before ultimately falling in the tournament semifinals. While the season failed to meet expectations, the squad found growth as three Skyhawks earned All-OVC honors. Spray highlighted the season by becoming just the program's third OVC Freshman of the Year while joining Feldhaus and Mason on the All-OVC second team.

The Skyhawks found success once again during the 2015-16 season, notching the program's eighth 20-win season after finishing with a 22-10 overall record and a 14-2 league mark despite playing with just seven healthy scholarship players for much of the year. The Skyhawks notched their third consecutive regular season title, ranking as the third program in conference history and first since 1993. After winning the season championship, the Skyhawks clinched their sixth straight postseason berth, earning a berth in the Women's NIT where they advanced to the second round before falling to Western Kentucky after defeating Memphis – notching the program's first postseason victory since 1999. With the squad's success, McMillan notched his second straight OVC Coach of the Year award – marking just the second time in league history that a coach has won the award in back-to-back seasons.

The 2014-15 season kept with the theme of several program firsts within McMillan's tenure while the squad's 22-11 overall record marked the program's seventh 20-win season. UT Martin notched yet another piece of OVC history after becoming just the sixth team in league history to finish the conference season with an unblemished record and just the second to finish 16-0. With the perfect conference record, the Skyhawks clinched their third OVC season title in the last four years while posting a league record of 46-2 during the stretch. The season also served as the fifth consecutive postseason appearance for the Skyhawks after earning an invitation to the Women's National Invitational Tournament against Ole Miss.

McMillan's 2013-14 squad recorded its sixth OVC championship during a four-year period with both a regular season and tournament championship. The McMillan led Skyhawks set new program records in victories with 24, while setting a new single season scoring record with 2,681 points en route to receiving the program's first votes in the USA TODAY Sports Top 25 Coaches' Poll and a near upset in the NCAA Tournament against No. 7 North Carolina.

The Skyhawks were led by the play of two premier senior guards in Heather Butler and Jasmine Newsome. Butler finished her career as UT Martin and the OVC's all-time leading scorer with 2,865 career points after being named the league's Player of the Year. Butler finished tied for 16th on the NCAA's all-time scoring list while scoring in double figures every game of her career, spanning 129 games and ranking fifth all-time. She also left the Skyhawks as the best three-point shooter in NCAA history after tying the career three-pointers record with 392.

Joining Butler with postseason accolades was the highly decorated Newsome. Newsome notched her third OVC Defensive Player of the Year honor while finishing her Skyhawk career as the school and league's second all-time leading scorer – second to Butler – with 2,566 career points. The two-time OVC Player of the Year was also named All-Mid Major Player of the Year and Mid Major All-American by College Sports Madness.

In his fourth year, the Skyhawks notched their third consecutive OVC Tournament championship during the 2012-13 season, downing No. 2 seed Tennessee Tech 87-80 in overtime on March 9, 2013. With the victory, UT Martin would advance to their third straight trip to the NCAA Tournament, to take on the Notre Dame Fighting Irish. The Skyhawks suffered a 97-64 setback to the eventual National Championship runner-up despite Butler scoring a tournament-best 37 points in the contest.

In 2011-12, McMillan's Skyhawks captured their second OVC Tournament championship in program history, downing No. 3 seed Tennessee Tech 82-65 on March 5. With the victory, UT Martin advanced to make its second consecutive NCAA Tournament appearance, traveling to the Horizon Center in Rosemont, Ill., to take on the Tennessee Lady Vols. The Skyhawks suffered a 72-49 setback to the hands of alumnus Pat Head Summitt.

Consisting of a roster of mostly West Tennessee players, the Skyhawks went 23-9 with a 15-1 OVC mark despite having a relatively young roster which featured just one senior. The 23-win season was the second consecutive 20-win slate for the Skyhawks while also leading the nation in scoring with 80.1 points per game. The Skyhawks were also the nation's top team in assist-to-turnover ratio (1.43) and sixth in assists (17.7 apg).

The 2010-11 season laid the foundation for the future, as three different Skyhawks combined to win an OVC Record 13 Freshmen of the Week honors along with the OVC Team Sportsmanship Award. McMillan's guided the team to a second place finish during the regular season before winning the program's first OVC Tournament title. With the title, the Skyhawks earned its first berth in the NCAA Tournament and played at Cameron Indoor Arena against the Duke Blue Devils.

The Skyhawks went 21-11 with a 14-4 OVC mark in 2010-11 despite having a roster that was the youngest team in America (only two years of Division-I experience heading into the season). The 20-win season was the first since 1998-99 and fourth 20-win campaign in program history.

McMillan's first season at UT Martin was a transformation in every sense of the work as he took over a program that had just finished 2-27 and went winless in conference play. Under his direction the Skyhawks finished the 2010-11 season with an overall record 11-19 while making the program's first OVC Tournament appearance since 2006-07. McMillan took his team all the way to the semifinals of the tournament along with being named OVC Coach of the Year and TSWA Women's Co-Head Coach of the Year.

Prior to being named head coach of the Skyhawks on June 15, 2009, McMillan posted a decorated career as a high school coach within the state of Tennessee. Through his 17 years in the prep ranks, the accumulated a record of 435-126 while winning one state championships and sporting six state tournament appearances. He has had coaching stints at Gibson County High School in Dyer (2007-09), Westview High School in Martin (1997-2005) and Millington High School in Millington (1990-97). McMillan was twice named the Jackson Sun's West Tennessee Coach of the Year in 2003 and 2009, while being tabbed district Coach of the Year 10 times. He also spent two season as an assistant coach at Middle Tennessee State.

McMillan played basketball at Wake Forest for one season (1985) before transferring to Rhodes College to finish out his career from 1986-89. At Rhodes, he was a three-time all-conference selection and in 1988 was named the Southern Collegiate Athletic Conference Player of the Year. In only three seasons, he scored 1,372 career points and still ranks ninth all-time at Rhodes for career points scored.

McMillan received his bachelor's degree in math and business in 1989 from Rhodes, then completed his master's in health and human performance at Middle Tennessee in 2007. He has two sons, Matt and Ben, along with one daughter, Alli.

## McMILLAN VS. ALL OPPONENTS

|                    |       |                          |         |
|--------------------|-------|--------------------------|---------|
| Air Force          | 2-0   | Mississippi Valley State | 2-0     |
| Alabama            | 2-1   | Missouri                 | 0-6     |
| Alabama Huntsville | 2-0   | Missouri State           | 0-1     |
| Arizona            | 0-1   | Morehead State           | 14-7    |
| Arkansas           | 0-1   | Murray State             | 24-7    |
| Arkansas State     | 5-3   | Nebraska                 | 0-1     |
| Austin Peay        | 22-5  | Norfolk State            | 0-1     |
| Baylor             | 0-1   | North Carolina           | 0-1     |
| Belmont            | 10-12 | North Carolina A&T       | 2-1     |
| Bowling Green      | 0-1   | North Dakota             | 1-0     |
| Central Arkansas   | 1-1   | Northern Kentucky        | 0-1     |
| Cincinnati         | 2-0   | Northwestern             | 0-4     |
| Chattanooga        | 2-4   | Notre Dame               | 0-1     |
| Christian Brothers | 1-0   | Ole Miss                 | 0-1     |
| Colorado           | 0-1   | Ohio                     | 0-1     |
| Dayton             | 0-1   | Ohio State               | 0-1     |
| DePaul             | 0-1   | Oral Roberts             | 0-1     |
| Duke               | 0-1   | Pepperdine               | 0-1     |
| Eastern Illinois   | 22-9  | Purdue                   | 0-3     |
| Eastern Kentucky   | 17-2  | Purdue Fort Wayne        | 1-0     |
| Eastern Washington | 0-1   | Quinnipiac               | 1-0     |
| Evansville         | 6-1   | Rhodes College           | 1-0     |
| Florida State      | 0-1   | Saint Louis              | 2-2     |
| George Washington  | 0-0   | Saint Mary's             | 0-1     |
| Georgia State      | 1-1   | Samford                  | 4-2     |
| Gonzaga            | 0-2   | SIUE                     | 16-8    |
| Hawaii             | 0-1   | South Dakota             | 1-0     |
| Houston Baptist    | 1-0   | South Dakota State       | 0-1     |
| Illinois           | 0-2   | Southeast Missouri       | 23-3    |
| Illinois State     | 3-1   | Southern Illinois        | 6-4     |
| Indiana            | 0-2   | Southern Mississippi     | 2-0     |
| Indiana State      | 1-3   | Stanford                 | 0-1     |
| Iowa               | 0-1   | Tennessee                | 0-1     |
| IUPUI              | 1-1   | Tennessee State          | 15-4    |
| Jacksonville State | 14-3  | Tennessee Tech           | 13-6    |
| Kansas State       | 0-1   | Troy                     | 0-1     |
| Kentucky           | 0-2   | UAB                      | 0-1     |
| Lamar              | 0-1   | Vanderbilt               | 1-4     |
| Lipscomb           | 2-0   | Virginia Tech            | 0-1     |
| Little Rock        | 0-1   | Western Carolina         | 2-0     |
| Louisiana          | 1-0   | Western Kentucky         | 1-1     |
| Louisville         | 0-12  | Winthrop                 | 1-0     |
| Marshall           | 0-2   |                          |         |
| Memphis            | 1-2   | Total                    | 257-168 |
| Miami (Ohio)       | 2-0   |                          |         |
| Mississippi State  | 0-2   |                          |         |

## McMILLAN'S RECORD WHEN...

|  |                          |
|--|--------------------------|
| Home Record:                               | 129-36                   |
| Road Record:                               | 97-107                   |
| Neutral:                                   | 28-25                    |
| OVC Overall:                               | 170-55                   |
| OVC Home:                                  | 97-17                    |
| OVC Road:                                  | 73-38                    |
| Ranked opponents:                          | 0-28                     |
| Top 10 opponents:                          | 0-12                     |
| Leading at half:                           | 203-34                   |
| Trailing at half:                          | 48-130                   |
| Tied at half:                              | 7-4                      |
| UTM outshoots opponent:                    | 207-22                   |
| Opponent outshoots UTM:                    | 47-145                   |
| UTM shoots more free throws:               | 177-49                   |
| Opponent shoots more free throws:          | 73-105                   |
| UTM shoots the same amount of free throws: | 7-11                     |
| UTM outrebounds opponent:                  | 125-15                   |
| Opponent outrebounds UTM:                  | 125-144                  |
| UTM causes more turnovers:                 | 204-64                   |
| Opponents causes more turnovers:           | 45-85                    |
| UTM ties in turnovers:                     | 62-16                    |
| Nonconference tournaments:                 | 5-16                     |
| OVC Tournament:                            | 21-9                     |
| NCAA Tournament:                           | 0-4                      |
| WNIT:                                      | 3-4                      |
| Record in November:                        | 36-47                    |
| Record in December:                        | 37-53                    |
| Record in January:                         | 74-32                    |
| Record in February:                        | 81-18                    |
| Record in March:                           | 26-16                    |
| Games decided by less than five points:    | 42-48                    |
| Games decided by 6-10 points:              | 53-34                    |
| Games decided by 11-20 points:             | 76-44                    |
| Games decided by 20+ points:               | 86-21                    |
| UTM scores 59 or less points:              | 14-82                    |
| UTM scores 60-69 points:                   | 53-49                    |
| UTM scores 70-79 points:                   | 73-30                    |
| UTM scores 80-89 points:                   | 73-9                     |
| UTM scores 90-99 points:                   | 27-0                     |
| UTM scores 100+ points:                    | 16-0                     |
| Overtime record:                           | 4-10                     |
| Record after a loss:                       | 88-67                    |
| Longest winning streak:                    | 18 games (2014-15)       |
| Longest losing streak:                     | 6 games (2009/2017/2021) |

# BREAKING DOWN SOUTHEAST MISSOURI



## SERIES HISTORY

- Overall: 44-32
- In Martin: 24-12
- In Cape Girardeau: 19-19
- Active Streak: UTM W4
- McMillan vs. Southeast Missouri: 23-3

### LAST 10 MEETINGS (8-2)

| Date     | H/A/N | Result   |
|----------|-------|----------|
| 2/28/18  | N     | W, 63-60 |
| 1/5/19   | A     | W, 80-73 |
| 2/14/19  | H     | W, 61-50 |
| 2/13/20  | A     | L, 71-69 |
| 2/29/20  | H     | W, 78-72 |
| 3/7/20   | N     | L, 67-47 |
| 12/18/20 | A     | W, 61-58 |
| 2/1/21   | H     | W, 80-70 |
| 2/3/22   | H     | W, 70-66 |
| 2/24/22  | A     | W, 70-49 |



## LAST MEETING

Cape Girardeau, Mo. | Feb. 24, 2022

### UT Martin 70

| ##      | Player               | GS | MIN | FG   | 3PT   | FT   | O-B-T | PF      | A  | TO | B  | S | P  | T  |
|---------|----------------------|----|-----|------|-------|------|-------|---------|----|----|----|---|----|----|
| 34      | Forbes, Holly        | *  | 28  | 8-12 | 1-2   | 2-4  | 2-4-6 | 2       | 2  | 2  | 0  | 2 | 19 |    |
| 35      | Pipkin, Paige        | *  | 22  | 5-9  | 3-4   | 1-2  | 0-0-0 | 3       | 1  | 1  | 0  | 1 | 14 |    |
| 02      | Thompson, Ella       | *  | 24  | 3-6  | 2-4   | 2-2  | 0-4-4 | 2       | 0  | 0  | 0  | 1 | 10 |    |
| 11      | Littleford, Shae     | *  | 26  | 1-5  | 0-1   | 5-6  | 0-1-1 | 2       | 1  | 4  | 0  | 6 | 7  |    |
| 31      | Grant, Kyannah       | *  | 19  | 0-2  | 0-0   | 2-2  | 0-1-1 | 1       | 4  | 0  | 0  | 2 | 2  |    |
| 10      | Johnson, Raegan      |    | 10  | 5-6  | 1-2   | 0-0  | 0-1-1 | 1       | 1  | 0  | 0  | 0 | 11 |    |
| 05      | Robins, Seygan       |    | 29  | 1-5  | 1-3   | 2-2  | 1-5-6 | 1       | 2  | 2  | 0  | 2 | 5  |    |
| 25      | Simpson-Whiteley, S. |    | 4   | 1-3  | 0-0   | 0-0  | 1-1-2 | 1       | 0  | 0  | 0  | 0 | 2  |    |
| 23      | Harrison, Hayley     |    | 15  | 0-4  | 0-3   | 0-0  | 0-2-2 | 4       | 3  | 0  | 0  | 1 | 0  |    |
| 00      | Davis, Emma          |    | 10  | 0-1  | 0-1   | 0-0  | 0-1-1 | 1       | 0  | 0  | 0  | 0 | 0  |    |
| 32      | Melby, Gabi          |    | 9   | 0-0  | 0-0   | 0-0  | 0-0-0 | 1       | 0  | 0  | 0  | 1 | 0  |    |
| 12      | Hurst, Mia           |    | 4   | 0-1  | 0-1   | 0-0  | 0-0-0 | 0       | 0  | 2  | 0  | 1 | 0  |    |
| TM TEAM |                      |    | 0   | 0-0  | 0-0   | 0-0  | 1-0-1 | 0       | 0  | 1  | 0  | 0 | 0  |    |
| Totals  |                      |    | -   | 200  | 24-54 | 8-21 | 14-18 | 5-20-25 | 19 | 14 | 12 | 0 | 17 | 70 |

| Shooting Summary | FG     | 3PT     | FT     |
|------------------|--------|---------|--------|
| 1st Quarter      | 40.00% | 42.86%  | 60.00% |
| 2nd Quarter      | 57.14% | 100.00% | 66.67% |
| 3rd Quarter      | 41.67% | 0.00%   | 90.00% |
| 4th Quarter      | 38.46% | 14.29%  | 0.00%  |
| Total            | 44.4%  | 38.1%   | 77.8%  |

### Southeast Missouri 49

| ##      | Player            | GS | MIN | FG   | 3PT   | FT   | O-B-T | PF      | A  | TO | B  | S | P  | T  |
|---------|-------------------|----|-----|------|-------|------|-------|---------|----|----|----|---|----|----|
| 24      | Jalayah Green     | *  | 33  | 5-10 | 1-4   | 2-2  | 0-4-4 | 1       | 3  | 5  | 1  | 0 | 13 |    |
| 14      | Kennedi Watkins   | *  | 29  | 3-5  | 0-0   | 5-6  | 1-5-6 | 1       | 2  | 2  | 2  | 2 | 11 |    |
| 13      | Deanay Watson     | *  | 21  | 4-8  | 0-0   | 0-0  | 0-3-3 | 2       | 0  | 1  | 0  | 1 | 8  |    |
| 10      | Taelour Pruitt    | *  | 19  | 1-2  | 1-2   | 2-2  | 0-1-1 | 0       | 1  | 1  | 0  | 0 | 5  |    |
| 00      | Johne Stewart     | *  | 27  | 0-4  | 0-2   | 0-0  | 0-2-2 | 1       | 3  | 5  | 0  | 2 | 0  |    |
| 15      | Halle Smith       |    | 23  | 5-5  | 0-0   | 0-1  | 1-4-5 | 1       | 0  | 0  | 0  | 1 | 0  |    |
| 01      | Kori Tomlin       |    | 19  | 0-2  | 0-1   | 2-2  | 0-2-2 | 2       | 1  | 5  | 0  | 1 | 2  |    |
| 03      | Chandler Davis    |    | 13  | 0-5  | 0-1   | 0-0  | 0-1-1 | 2       | 0  | 1  | 0  | 0 | 0  |    |
| 30      | Diona Reed        |    | 8   | 0-3  | 0-0   | 0-0  | 2-2-4 | 3       | 0  | 1  | 2  | 1 | 0  |    |
| 44      | Michaela Mayfield |    | 8   | 0-1  | 0-0   | 0-2  | 0-0-0 | 2       | 1  | 0  | 0  | 0 | 0  |    |
| TM TEAM |                   |    | 0   | 0-0  | 0-0   | 0-0  | 0-0-0 | 0       | 0  | 0  | 0  | 0 | 0  |    |
| Totals  |                   |    | -   | 200  | 18-45 | 2-10 | 11-15 | 4-24-28 | 15 | 11 | 21 | 5 | 7  | 49 |

| Shooting Summary | FG     | 3PT    | FT      |
|------------------|--------|--------|---------|
| 1st Quarter      | 37.50% | 0.00%  | 57.14%  |
| 2nd Quarter      | 40.00% | 0.00%  | 75.00%  |
| 3rd Quarter      | 42.86% | 0.00%  | 100.00% |
| 4th Quarter      | 38.46% | 66.67% | 100.00% |
| Total            | 40.0%  | 20.0%  | 73.3%   |

| Score by Periods  | 1st | 2nd | 3rd | 4th | Total |
|-------------------|-----|-----|-----|-----|-------|
| UT Martin         | 18  | 22  | 19  | 11  | 70    |
| Southeast Mo. St. | 10  | 11  | 14  | 14  | 49    |



## SOUTHEAST MISSOURI SEASON STATISTICS

### Game Records

| Record         | Overall | Home | Away | Neutral |
|----------------|---------|------|------|---------|
| ALL GAMES      | 5-8     | 5-1  | 0-6  | 0-1     |
| CONFERENCE     | 0-2     | 0-1  | 0-1  | 0-0     |
| NON-CONFERENCE | 5-6     | 5-0  | 0-5  | 0-1     |

### Score by Periods

| Team              | 1st | 2nd | 3rd | 4th | OT | TOT |
|-------------------|-----|-----|-----|-----|----|-----|
| Southeast Mo. St. | 149 | 181 | 245 | 159 | 0  | 734 |
| Opponents         | 223 | 203 | 222 | 189 | 0  | 837 |

### Team Box Score

| No.       | Player             | GP-GS | MIN    | AVG  | FG-FGA  | FG%  | 3FG-3FGA | 3FG% | FT-FTA  | FT%  | OFF | DEF | TOT | AVG  | PF  | DQ | A   | TO  | BLK | STL | PTS | AVG  |
|-----------|--------------------|-------|--------|------|---------|------|----------|------|---------|------|-----|-----|-----|------|-----|----|-----|-----|-----|-----|-----|------|
| 14        | WATKINS, Kennedi   | 13-12 | 288:22 | 22.2 | 49-111  | .441 | 2-5      | .400 | 25-43   | .581 | 21  | 44  | 65  | 5.0  | 37  | 1  | 9   | 43  | 9   | 15  | 125 | 9.6  |
| 34        | BUSSARD, Sophie    | 13-11 | 376:28 | 29.0 | 35-87   | .402 | 10-21    | .476 | 23-29   | .793 | 18  | 31  | 49  | 3.8  | 22  | 0  | 24  | 26  | 2   | 16  | 103 | 7.9  |
| 22        | DOYLE, Alecia      | 13-9  | 271:45 | 20.9 | 36-101  | .356 | 7-19     | .368 | 22-26   | .846 | 17  | 14  | 31  | 2.4  | 20  | 0  | 11  | 19  | 0   | 11  | 101 | 7.8  |
| 0         | HENDERSON, Rahmena | 13-4  | 306:13 | 23.6 | 33-108  | .306 | 11-38    | .289 | 18-27   | .667 | 9   | 31  | 40  | 3.1  | 20  | 0  | 11  | 31  | 2   | 19  | 95  | 7.3  |
| 24        | GREEN, Jaliyah     | 13-3  | 267:05 | 20.5 | 27-66   | .409 | 8-22     | .364 | 16-25   | .640 | 8   | 26  | 34  | 2.6  | 25  | 0  | 16  | 20  | 5   | 10  | 78  | 6.0  |
| 15        | SMITH, Halle       | 13-6  | 181:36 | 14.0 | 24-58   | .414 | 6-25     | .240 | 14-18   | .778 | 13  | 31  | 44  | 3.4  | 27  | 0  | 3   | 20  | 7   | 5   | 68  | 5.2  |
| 25        | FLOWERS, Kitley    | 10-9  | 228:18 | 22.8 | 15-55   | .273 | 7-26     | .269 | 10-14   | .714 | 3   | 28  | 31  | 3.1  | 34  | 1  | 23  | 28  | 1   | 28  | 47  | 4.7  |
| 1         | TOMLIN, Kori       | 13-6  | 322:39 | 24.8 | 15-61   | .246 | 7-33     | .212 | 7-9     | .778 | 1   | 16  | 17  | 1.3  | 19  | 0  | 30  | 22  | 0   | 15  | 44  | 3.4  |
| 23        | STALLINGS, Tamia   | 13-5  | 143:50 | 11.1 | 11-32   | .344 | 0-0      | .000 | 5-8     | .625 | 13  | 18  | 31  | 2.4  | 32  | 1  | 6   | 21  | 7   | 8   | 27  | 2.1  |
| 30        | REED, Diona        | 9-0   | 54:32  | 6.1  | 6-20    | .300 | 0-0      | .000 | 4-8     | .500 | 7   | 14  | 21  | 2.3  | 15  | 0  | 1   | 9   | 5   | 1   | 16  | 1.8  |
| 3         | DAVIS, Chandler    | 11-0  | 56:32  | 5.1  | 7-12    | .583 | 1-3      | .333 | 2-5     | .400 | 4   | 3   | 7   | 0.6  | 6   | 0  | 1   | 10  | 0   | 2   | 17  | 1.5  |
| 44        | MAYFIELD, Michaela | 5-0   | 25:11  | 5.0  | 1-8     | .125 | 1-4      | .250 | 2-4     | .500 | 3   | 1   | 4   | 0.8  | 0   | 0  | 1   | 2   | 0   | 1   | 5   | 1.0  |
| 2         | HARRISON, Tykara   | 3-0   | 07:44  | 2.6  | 0-4     | .000 | 0-3      | .000 | 2-4     | .500 | 0   | 0   | 0   | 0.0  | 0   | 0  | 0   | 1   | 0   | 0   | 2   | 0.7  |
| 5         | SION, Julia        | 9-0   | 66:15  | 7.4  | 3-7     | .429 | 0-0      | .000 | 0-2     | .000 | 7   | 13  | 20  | 2.2  | 9   | 0  | 1   | 3   | 2   | 4   | 6   | 0.7  |
| 12        | BROWN, Tyra        | 1-0   | 03:30  | 3.5  | 0-1     | .000 | 0-1      | .000 | 0-0     | .000 | 0   | 0   | 0   | 0.0  | 0   | 0  | 0   | 1   | 0   | 0   | 0   | 0.0  |
| Team      |                    |       |        |      |         |      |          |      |         |      | 18  | 16  | 34  |      |     |    |     | 11  |     |     |     |      |
| Total     |                    | 13    | 2600   |      | 262-731 | .358 | 60-200   | .300 | 150-222 | .676 | 142 | 286 | 428 | 32.9 | 266 | 3  | 137 | 267 | 40  | 135 | 734 | 56.5 |
| Opponents |                    | 13    | 2600   |      | 272-685 | .397 | 78-227   | .344 | 215-307 | .700 | 143 | 334 | 477 | 36.7 | 204 | 1  | 155 | 268 | 30  | 118 | 837 | 64.4 |

### Team Statistics

|                        | SEMO    | OPP     |
|------------------------|---------|---------|
| Scoring                | 734     | 837     |
| Points per game        | 56.5    | 64.4    |
| Scoring margin         | -7.9    | -       |
| Field goals-att        | 262-731 | 272-685 |
| Field goal pct         | .358    | .397    |
| 3 point fg-att         | 60-200  | 78-227  |
| 3-point FG pct         | .300    | .344    |
| 3-pt FG made per game  | 4.6     | 6.0     |
| Free throws-att        | 150-222 | 215-307 |
| Free throw pct         | .676    | .700    |
| F-Throws made per game | 11.5    | 16.5    |
| Rebounds               | 428     | 477     |
| Rebounds per game      | 32.9    | 36.7    |
| Rebounding margin      | -3.8    | -       |
| Assists                | 137     | 155     |
| Assists per game       | 10.5    | 11.9    |
| Turnovers              | 267     | 268     |
| Turnovers per game     | 20.5    | 20.6    |
| Turnover margin        | +0.1    | -       |
| Assist/turnover ratio  | 0.5     | 0.6     |
| Steals                 | 135     | 118     |
| Steals per game        | 10.4    | 9.1     |
| Blocks                 | 40      | 30      |
| Blocks per game        | 3.1     | 2.3     |
| Winning streak         | 0       | -       |
| Home win streak        | 0       | -       |
| Attendance             | 4105    | 8534    |
| Home games-Avg/Game    | 6-684   | 6-1422  |
| Neutral site-Avg/Game  | -       | 1-210   |

### Team Results

| Date       | Opponent           | Score   | Att. |
|------------|--------------------|---------|------|
| 11/07/2022 | St. Louis Pharmacy | W 60-48 | 2225 |
| 11/10/2022 | at Ole Miss        | L 57-83 | 1945 |
| 11/13/2022 | at Missouri        | L 50-62 | 2693 |
| 11/18/2022 | LeMoyn-Owen        | W 76-45 | 370  |
| 11/26/2022 | vs Rhode Island    | L 49-66 | 210  |
| 11/27/2022 | at UCF             | L 41-67 | 228  |
| 12/01/2022 | Rust               | W 63-60 | 365  |
| 12/04/2022 | at Kansas          | L 51-88 | 2049 |
| 12/07/2022 | Western Ill.       | W 63-55 | 475  |
| 12/18/2022 | at Evansville      | L 53-64 | 350  |
| 12/20/2022 | UIC                | W 56-55 | 205  |
| 12/29/2022 | at Southern Ind.   | L 54-68 | 1269 |
| 12/31/2022 | SIUE               | L 61-76 | 465  |



## SOUTHEAST MISSOURI REDHAWKS ROSTER

| No. | Name              | Pos. | Ht.  | Class | Hometown / Previous School)                 |
|-----|-------------------|------|------|-------|---|
| 0   | Rahmena Henderson | G    | 5-8  | Jr.   | Neptune, N.J. / Sam Houston State           |
| 1   | Kori Tomlin       | G    | 5-3  | Sr.   | St. Louis, Mo. / Moberly Area CC            |
| 2   | Tykara Harrison   | G    | 5-9  | Fr.   | Romeoville, Ill. / Romeoville HS            |
| 3   | Chandler Davis    | G    | 5-5  | Jr.   | Alpharetta, Ga. / Saint Francis HS          |
| 5   | Julia Sion        | F    | 6-2  | Jr.   | Port Arthur, Texas / Northwestern State     |
| 14  | Kennedi Watkins   | F    | 5-10 | So.   | Ballwin, Mo. / Marquette HS                 |
| 15  | Halle Smith       | F    | 6-0  | So.   | Belle, Mo. / Belle HS                       |
| 22  | Alecia Doyle      | G    | 5-8  | Fr.   | Herrin, Ill. / Carterville HS               |
| 23  | Tamia Stallings   | F    | 6-0  | Sr.   | Brookhaven, Miss. / Jacksonville            |
| 24  | Jalayah Green     | G    | 5-10 | So.   | Wentzville, Mo. / Holt HS                   |
| 25  | Kitley Flowers    | G    | 5-7  | So.   | Raymore, Mo. / Grand Canyon                 |
| 30  | Diona Reed        | C    | 6-5  | So.   | Millington, Tenn. / Briarcrest Christian HS |
| 34  | Sophie Bussard    | G    | 5-8  | R-Jr. | Silver Lake, Ind. / Tippecanoe Valley HS    |
| 44  | Michaela Mayfield | F    | 5-10 | Jr.   | Gurdon, Ark. / Gurdon HS                    |

Head Coach: Rekha Patterson

| TEAM GAME HIGHS AND LOWS |                                       |                                      |                                       |                                       |
|--------------------------|---------------------------------------|--------------------------------------|---------------------------------------|---------------------------------------|
| UT MARTIN                |                                       | OPPONENT                             |                                       |                                       |
|                          | HIGH                                  | LOW                                  | HIGH                                  | LOW                                   |
| • Points                 | 84 vs. Troy (11/10)                   | 36 at South Dakota State (12/12)     | 89 vs. Troy (11/10)                   | 48 vs. Morehead State (12/31)         |
| • First Quarter Points   | 28 vs. Purdue Fort Wayne (11/23)      | 6 at South Dakota State (12/12)      | 21 vs. Norfolk State (11/22)          | 7 at Little Rock (12/29)              |
| • Second Quarter Points  | 20 vs. Troy (11/10)                   | 7, 2x, vs. Morehead State (12/31)    | 24 at Little Rock (12/29)             | 8, 2x, vs. Purdue Fort Wayne (11/23)  |
| • First-Half Points      | 42 vs. Purdue Fort Wayne (11/23)      | 15 at South Dakota State (12/12)     | 41 vs. Murray State (11/30)           | 20 at Vanderbilt (12/4)               |
| • Third Quarter Points   | 23 vs. Morehead State (12/31)         | 9 at Missouri (11/17)                | 24, 2x, at South Dakota State (12/12) | 5 at Little Rock (12/29)              |
| • Fourth Quarter Points  | 26, 2x, vs. Arkansas State (11/14)    | 9 at South Dakota State (12/12)      | 31 vs. Troy (11/10)                   | 6 vs. Arkansas State (11/14)          |
| • Second-Half Points     | 47 vs. Troy (11/10)                   | 21 at South Dakota State (12/12)     | 53 vs. Troy (11/10)                   | 14 at Little Rock (12/29)             |
| • Field Goals Made       | 31 vs. Troy (11/10)                   | 14 at South Dakota State (12/12)     | 32 vs. Troy (11/10)                   | 17 at Little Rock (12/29)             |
| • Field Goal Att.        | 58 at Vanderbilt (12/4)               | 44 at Little Rock (12/29)            | 84 vs. Troy (11/10)                   | 42 at Vanderbilt (12/4)               |
| • Field Goal %           | 56.4 vs. Troy (11/10)                 | 29.8 at South Dakota State (12/12)   | 56.5 at South Dakota State (12/12)    | 31.1 vs. Purdue Fort Wayne (11/23)    |
| • 3-PT Field Goals Made  | 10, 2x, vs. Morehead State (12/31)    | 5, 2x, at Little Rock (12/29)        | 10, 3x, at South Dakota State (12/12) | 3 at Little Rock (12/29)              |
| • 3-PT Field Goal Att.   | 26, 2x, vs. Morehead State (12/31)    | 12 at Little Rock (12/29)            | 33 vs. Troy (11/10)                   | 11 at Little Rock (12/29)             |
| • 3-PT Field Goal %      | 47.4 at Missouri (11/17)              | 21.1 vs. Murray State (11/30)        | 62.5 vs. Murray State (11/30)         | 24.0 at Missouri (11/17)              |
| • FT Made                | 15, 2x, vs. Norfolk State (11/22)     | 3 at South Dakota State (12/12)      | 16 vs. Norfolk State (11/22)          | 2 vs. Morehead State (12/31)          |
| • FT Attempts            | 20 vs. Arkansas State (11/14)         | 4 at Vanderbilt (12/4)               | 27 at Missouri State (12/17)          | 5 vs. Morehead State (12/31)          |
| • FT Percentage          | 100.0, 2x, vs. Morehead State (12/31) | 42.9 at South Dakota State (12/12)   | 92.9 vs. Murray State (11/30)         | 36.5 vs. Arkansas State (11/14)       |
| • Offensive Rebounds     | 14 vs. Arkansas State (11/14)         | 4, 2x, at South Dakota State (12/12) | 25 vs. Troy (11/10)                   | 5 vs. Morehead State (12/31)          |
| • Defensive Rebounds     | 30, 2x, vs. Purdue Fort Wayne (11/23) | 11 vs. Norfolk State (11/22)         | 33 vs. Murray State (11/30)           | 17 vs. Purdue Fort Wayne (11/23)      |
| • Total Rebounds         | 40 vs. Arkansas State (11/14)         | 18 vs. Norfolk State (11/22)         | 45 at Missouri State (12/17)          | 26 vs. Morehead State (12/31)         |
| • Assists                | 17 at South Dakota (12/14)            | 7, 2x, at South Dakota State (12/12) | 22 at South Dakota State (12/12)      | 10, 2x, vs. Purdue Fort Wayne (11/23) |
| • Steals                 | 16 vs. Morehead State (12/31)         | 6, 3x, at South Dakota (12/14)       | 19 vs. Troy (11/10)                   | 0 vs. Arkansas State (11/14)          |
| • Blocked Shots          | 8 vs. Murray State (11/30)            | 0 vs. Norfolk State (11/22)          | 6 vs. Arkansas State (11/14)          | 1, 2x, at South Dakota (12/14)        |
| • Turnovers              | 29 vs. Troy (11/10)                   | 6 vs. Arkansas State (11/14)         | 25 vs. Norfolk State (11/22)          | 13 vs. Troy (11/10)                   |
| • Fouls                  | 23 at Vanderbilt (12/4)               | 8 vs. Morehead State (12/31)         | 22 vs. Arkansas State (11/14)         | 13, 2x, vs. Morehead State (12/31)    |

| INDIVIDUAL GAME HIGHS   |  |  |
|-------------------------|--|--|
| UT MARTIN               |  | OPPONENT   |
| • Points                | 31, Kenley McCarn vs. Troy (11/10)                     | 31, Katelyn Young vs. Murray State (11/30)       |
| • Field Goals Made      | 12, Kenley McCarn vs. Troy (11/10)                     | 10, Katelyn Young vs. Murray State (11/30)       |
| • Field Goals Attempted | 19, 3x, Sharnecce Currie-Jelks at South Dakota (12/14) | 15, 2x, Katelyn Young vs. Murray State (11/30)   |
| • 3-Point FGs Made      | 5, Seygan Robins at South Dakota (12/14)               | 5, Roshala Scott vs. Marshall (11/21)            |
| • 3-Point FGs Att.      | 9, Seygan Robins at Vanderbilt (12/4)                  | 8, Mailyn Wilkerson vs. Arkansas State (11/14)   |
| • Free Throws Made      | 7, Sharnecce Currie-Jelks vs. Norfolk State (11/22)    | 8, Katelyn Young vs. Murray State (11/30)        |
| • Free Throws Att.      | 8, Sharnecce Currie-Jelks vs. Norfolk State (11/22)    | 8, Katelyn Young vs. Murray State (11/30)        |
| • Offensive Rebounds    | 4, Sharnecce Currie-Jelks vs. Troy (11/10)             | 9, 2x, Makoye Diawara vs. Norfolk State (11/22)  |
| • Defensive Rebounds    | 11, Sharnecce Currie-Jelks vs. Troy (11/10)            | 10, 2x, Katelyn Young vs. Murray State (11/30)   |
| • Total Rebounds        | 15, Sharnecce Currie-Jelks vs. Troy (11/10)            | 16, Makoye Diawara vs. Norfolk State (11/22)     |
| • Assists               | 8, Shae Littleford at Vanderbilt (12/4)                | 10, Sharonica Hartsfield vs. Troy (11/10)        |
| • Steals                | 5, Seygan Robins vs. Morehead State (12/31)            | 8, Sharonica Hartsfield vs. Troy (11/10)         |
| • Blocked Shots         | 4, Sharnecce Currie-Jelks vs. Murray State (11/30)     | 3, Kiayra Ellis vs. Arkansas State (11/14)       |
| • Turnovers             | 8, 2x, Shae Littleford vs. Norfolk State (11/22)       | 7, Deja Francis vs. Norfolk State (11/22)        |
| • Minutes Played        | 39, Shae Littleford vs. Arkansas State (11/14)         | 38, Izzy Higginbottom vs. Arkansas State (11/14) |





## MISCELLANEOUS STATS

### Double-Figure Scoring Games

| Player                 | 19-20 | 20-21 | 21-22 | 22-23 | Career |
|------------------------|-------|-------|-------|-------|--------|
| Paige Pipkin           | -     | 8     | 16    | 6     | 30     |
| Seygan Robins          | -     | 7     | 8     | 5     | 20     |
| Shae Littleford        | -     | -     | 14    | 5     | 19     |
| Sharnecce Currie-Jelks | -     | -     | -     | 10    | 10     |
| Kenley McCarn          | -     | -     | -     | 4     | 4      |
| Anaya Brown            | -     | -     | -     | 3     | 3      |
| Ella Thompson          | -     | -     | 3     | -     | 3      |
| Josie Storey           | -     | -     | -     | 1     | 1      |

### 20-Point Scoring Games

| Player                 | 19-20 | 20-21 | 21-22 | 22-23 | Career |
|------------------------|-------|-------|-------|-------|--------|
| Paige Pipkin           | -     | 1     | 3     | 1     | 5      |
| Sharnecce Currie-Jelks | -     | -     | -     | 2     | 2      |
| Shae Littleford        | -     | -     | 1     | -     | 1      |
| Seygan Robins          | -     | 0     | 1     | -     | 1      |
| Kenley McCarn          | -     | -     | -     | 1     | 1      |

### 30-Point Scoring Games

| Player        | 19-20 | 20-21 | 21-22 | 22-23 | Career |
|---------------|-------|-------|-------|-------|--------|
| Paige Pipkin  | -     | 0     | 1     | -     | 1      |
| Kenley McCarn | -     | -     | -     | 1     | 1      |

### Double-Figure Rebounding Games

| Player                 | 19-20 | 20-21 | 21-22 | 22-23 | Career |
|------------------------|-------|-------|-------|-------|--------|
| Ella Thompson          | -     | -     | 2     | -     | 2      |
| Sharnecce Currie-Jelks | -     | -     | -     | 1     | 1      |
| Anaya Brown            | -     | -     | -     | 1     | 1      |

### Double-Doubles

| Player                 | 19-20 | 20-21 | 21-22 | 22-23 | Career |
|------------------------|-------|-------|-------|-------|--------|
| Ella Thompson          | -     | -     | 1     | -     | 1      |
| Sharnecce Currie-Jelks | -     | -     | -     | 1     | 1      |
| Anaya Brown            | -     | -     | -     | 1     | 1      |

### 5+ Assist Games

| Player          | 19-20 | 20-21 | 21-22 | 22-23 | Career |
|-----------------|-------|-------|-------|-------|--------|
| Paige Pipkin    | -     | 5     | 2     | -     | 7      |
| Seygan Robins   | -     | 5     | 2     | 2     | 9      |
| Shae Littleford | -     | -     | 1     | 3     | 4      |
| Josie Storey    | -     | -     | -     | 1     | 1      |

### 3+ Steal Games

| Player          | 19-20 | 20-21 | 21-22 | 22-23 | Career |
|-----------------|-------|-------|-------|-------|--------|
| Seygan Robins   | -     | 6     | 5     | 4     | 16     |
| Paige Pipkin    | -     | 1     | 7     | 2     | 10     |
| Shae Littleford | -     | -     | 6     | 3     | 9      |
| Ella Thompson   | -     | -     | 3     | -     | 3      |
| Josie Storey    | -     | -     | -     | 1     | 1      |
| Lexi Rubel      | -     | -     | -     | 1     | 1      |

### 3+ Block Games

| Player                 | 19-20 | 20-21 | 21-22 | 22-23 | Career |
|------------------------|-------|-------|-------|-------|--------|
| Sharnecce Currie-Jelks | -     | -     | -     | 1     | 1      |



## GAME-BY-GAME STARTERS

| Date    | Opponent               | G          | G      | G      | G/F   | F            | Record   |
|---------|------------------------|------------|--------|--------|-------|--------------|----------|
| Nov. 10 | TROY                   | Littleford | Robins | McCarn | Rubel | Currie-Jelks | 0-1      |
| Nov. 14 | ARKANSAS ST            | Littleford | Robins | McCarn | Rubel | Currie-Jelks | 1-1      |
| Nov. 17 | at Missouri            | Littleford | Robins | McCarn | Rubel | Currie-Jelks | 1-2      |
| Nov. 21 | vs. Marshall           | Littleford | Boykin | Pipkin | Rubel | Currie-Jelks | 1-3      |
| Nov. 22 | vs. Norfolk State      | Littleford | Robins | Pipkin | Rubel | Currie-Jelks | 1-4      |
| Nov. 23 | vs. Purdue Fort Wayne  | Littleford | Robins | Pipkin | Rubel | Currie-Jelks | 2-4      |
| Nov. 30 | MURRAY STATE           | Littleford | Robins | Pipkin | Rubel | Currie-Jelks | 2-5      |
| Dec. 4  | at Vanderbilt          | Littleford | Robins | Pipkin | Rubel | Currie-Jelks | 3-5      |
| Dec. 12 | at South Dakota State  | Robins     | Pipkin | Storey | Brown | Currie-Jelks | 3-6      |
| Dec. 14 | at South Dakota        | Robins     | Pipkin | Storey | Brown | Currie-Jelks | 4-6      |
| Dec. 17 | at Missouri State      | Robins     | Pipkin | Storey | Brown | Currie-Jelks | 4-7      |
| Dec. 29 | at Little Rock*        | Littleford | Robins | Pipkin | Brown | Currie-Jelks | 4-8, 0-1 |
| Dec. 31 | MOREHEAD STATE*        | Littleford | Robins | Storey | Brown | Currie-Jelks | 5-8, 1-1 |
| Jan. 5  | SOUTHEAST MISSOURI*    | -          | -      | -      | -     | -            | -        |
| Jan. 7  | TENNESSEE TECH*        | -          | -      | -      | -     | -            | -        |
| Jan. 12 | at Tennessee State*    | -          | -      | -      | -     | -            | -        |
| Jan. 14 | at Southern Indiana*   | -          | -      | -      | -     | -            | -        |
| Jan. 19 | at Southeast Missouri* | -          | -      | -      | -     | -            | -        |
| Jan. 21 | EASTERN ILLINOIS*      | -          | -      | -      | -     | -            | -        |
| Jan. 26 | LINDENWOOD*            | -          | -      | -      | -     | -            | -        |
| Jan. 28 | SOUTHERN INDIANA*      | -          | -      | -      | -     | -            | -        |
| Feb. 2  | at SIUE*               | -          | -      | -      | -     | -            | -        |
| Feb. 4  | at Lindenwood*         | -          | -      | -      | -     | -            | -        |
| Feb. 9  | at Eastern Illinois*   | -          | -      | -      | -     | -            | -        |
| Feb. 11 | LITTLE ROCK*           | -          | -      | -      | -     | -            | -        |
| Feb. 16 | SIUE*                  | -          | -      | -      | -     | -            | -        |
| Feb. 18 | at Tennessee Tech*     | -          | -      | -      | -     | -            | -        |
| Feb. 23 | TENNESSEE STATE*       | -          | -      | -      | -     | -            | -        |
| Feb. 25 | at Morehead State*     | -          | -      | -      | -     | -            | -        |



## LEADS AND DEFICITS

| Date    | Opponent               | Largest Lead | Largest Deficit | Scoring Margin | Time Led | Time Trailed | Lead/Ties Changes | Result   |
|---------|------------------------|--------------|-----------------|----------------|----------|--------------|-------------------|----------|
| Nov. 10 | TROY                   | 5            | 14              | -5             | 18:16    | 16:09        | 13/10             | L, 89-84 |
| Nov. 14 | ARKANSAS ST            | 19           | 10              | +19            | 15:30    | 22:05        | 8/1               | W, 73-54 |
| Nov. 17 | at Missouri            | 5            | 14              | -5             | 14:45    | 20:44        | 14/5              | L, 60-55 |
| Nov. 21 | vs. Marshall           | 0            | 16              | -13            | 0:00     | 39:23        | 0/0               | L, 70-57 |
| Nov. 22 | vs. Norfolk State      | 0            | 23              | -15            | 0:00     | 38:06        | 0/0               | L, 70-55 |
| Nov. 23 | vs. Purdue Fort Wayne  | 30           | 0               | +30            | 39:21    | 0:00         | 0/0               | W, 81-51 |
| Nov. 30 | MURRAY STATE           | 3            | 21              | -19            | 2:13     | 36:55        | 1/1               | L, 71-52 |
| Dec. 4  | at Vanderbilt          | 21           | 3               | +12            | 34:15    | 1:56         | 3/3               | W, 66-54 |
| Dec. 12 | at South Dakota State  | 2            | 43              | -39            | 0:24     | 35:33        | 3/3               | L, 75-36 |
| Dec. 14 | at South Dakota        | 11           | 6               | +6             | 24:52    | 11:13        | 6/4               | W, 67-61 |
| Dec. 17 | at Missouri State      | 3            | 9               | -9             | 2:42     | 32:45        | 2/4               | L, 68-59 |
| Dec. 29 | at Little Rock*        | 6            | 13              | -1             | 12:21    | 26:13        | 3/1               | L, 45-44 |
| Dec. 31 | MOREHEAD STATE*        | 18           | 3               | +15            | 35:30    | 2:24         | 2/1               | W, 63-48 |
| Jan. 5  | SOUTHEAST MISSOURI*    | -            | -               | -              | -        | -            | -                 | -        |
| Jan. 7  | TENNESSEE TECH*        | -            | -               | -              | -        | -            | -                 | -        |
| Jan. 12 | at Tennessee State*    | -            | -               | -              | -        | -            | -                 | -        |
| Jan. 14 | at Southern Indiana*   | -            | -               | -              | -        | -            | -                 | -        |
| Jan. 19 | at Southeast Missouri* | -            | -               | -              | -        | -            | -                 | -        |
| Jan. 21 | EASTERN ILLINOIS*      | -            | -               | -              | -        | -            | -                 | -        |
| Jan. 26 | LINDENWOOD*            | -            | -               | -              | -        | -            | -                 | -        |
| Jan. 28 | SOUTHERN INDIANA*      | -            | -               | -              | -        | -            | -                 | -        |
| Feb. 2  | at SIUE*               | -            | -               | -              | -        | -            | -                 | -        |
| Feb. 4  | at Lindenwood*         | -            | -               | -              | -        | -            | -                 | -        |
| Feb. 9  | at Eastern Illinois*   | -            | -               | -              | -        | -            | -                 | -        |
| Feb. 11 | LITTLE ROCK*           | -            | -               | -              | -        | -            | -                 | -        |
| Feb. 16 | SIUE*                  | -            | -               | -              | -        | -            | -                 | -        |
| Feb. 18 | at Tennessee Tech*     | -            | -               | -              | -        | -            | -                 | -        |
| Feb. 23 | TENNESSEE STATE*       | -            | -               | -              | -        | -            | -                 | -        |
| Feb. 25 | at Morehead State*     | -            | -               | -              | -        | -            | -                 | -        |



## GAME-BY-GAME LEADERS

| Date    | Opponent               | Points                   | Rebounds                | Assists          | Steals                | Blocks           |
|---------|------------------------|--------------------------|-------------------------|------------------|-----------------------|------------------|
| Nov. 10 | TROY                   | McCarn (31)              | Currie-Jelks (15)       | Littleford (5)   | Littleford (4)        | McCarn (2)       |
| Nov. 14 | ARKANSAS ST            | Pipkin (23)              | Currie-Jelks (8)        | Littleford (6)   | Pipkin (3)            | 3 Tied (1)       |
| Nov. 17 | at Missouri            | McCarn (15)              | Brown (8)               | Littleford (3)   | 3 Tied (2)            | Rubel (1)        |
| Nov. 21 | vs. Marshall           | McCarn (14)              | Rubel (6)               | Pipkin (4)       | Robins (3)            | Brown (1)        |
| Nov. 22 | vs. Norfolk State      | Currie-Jelks (15)        | 3 Tied (3)              | Robins (5)       | Littleford/Storey (3) | None             |
| Nov. 23 | vs. Purdue Fort Wayne  | Currie-Jelks (21)        | Ruble/Brown (7)         | Robins (4)       | 3 Tied (2)            | 3 Tied (1)       |
| Nov. 30 | MURRAY STATE           | Currie-Jelks (13)        | Currie-Jelks (9)        | Pipkin (4)       | 3 Tied (3)            | Currie-Jelks (4) |
| Dec. 4  | at Vanderbilt          | Pipkin (19)              | Currie-Jelks (7)        | Littleford (8)   | Rubel (3)             | Pipkin (1)       |
| Dec. 12 | at South Dakota State  | Currie-Jelks (14)        | Brown (5)               | Robins (3)       | 3 Tied (2)            | Currie-Jelks (1) |
| Dec. 14 | at South Dakota        | Currie-Jelks (23)        | Brown (11)              | Storey (5)       | Robins (4)            | Brown (2)        |
| Dec. 17 | at Missouri State      | Currie-Jelks/Robins (14) | Brown (8)               | Brown/Pipkin (2) | Robins (4)            | 3 Tied (1)       |
| Dec. 29 | at Little Rock*        | Brown (12)               | Currie-Jelks/Robins (7) | Robins (4)       | Brown/Rubel (1)       | Brown (1)        |
| Dec. 31 | MOREHEAD STATE*        | Storey (15)              | Currie-Jelks (8)        | Littleford (4)   | Robins (5)            | Currie-Jelks (2) |
| Jan. 5  | SOUTHEAST MISSOURI*    | -                        | -                       | -                | -                     | -                |
| Jan. 7  | TENNESSEE TECH*        | -                        | -                       | -                | -                     | -                |
| Jan. 12 | at Tennessee State*    | -                        | -                       | -                | -                     | -                |
| Jan. 14 | at Southern Indiana*   | -                        | -                       | -                | -                     | -                |
| Jan. 19 | at Southeast Missouri* | -                        | -                       | -                | -                     | -                |
| Jan. 21 | EASTERN ILLINOIS*      | -                        | -                       | -                | -                     | -                |
| Jan. 26 | LINDENWOOD*            | -                        | -                       | -                | -                     | -                |
| Jan. 28 | SOUTHERN INDIANA*      | -                        | -                       | -                | -                     | -                |
| Feb. 2  | at SIUE*               | -                        | -                       | -                | -                     | -                |
| Feb. 4  | at Lindenwood*         | -                        | -                       | -                | -                     | -                |
| Feb. 9  | at Eastern Illinois*   | -                        | -                       | -                | -                     | -                |
| Feb. 11 | LITTLE ROCK*           | -                        | -                       | -                | -                     | -                |
| Feb. 16 | SIUE*                  | -                        | -                       | -                | -                     | -                |
| Feb. 18 | at Tennessee Tech*     | -                        | -                       | -                | -                     | -                |
| Feb. 23 | TENNESSEE STATE*       | -                        | -                       | -                | -                     | -                |
| Feb. 25 | at Morehead State*     | -                        | -                       | -                | -                     | -                |

# LAST TIME IT HAPPENED

## SCORING

|                                   |   |
|-----------------------------------|---|
| <b>UTM Scored..</b>               |   |
| <b>70-79 points</b> .....         | 73 vs. Arkansas State (11/14/22)            |
| <b>80-89 points</b> .....         | 81 vs. Purdue Fort Wayne (11/23/22)         |
| <b>90-99 points</b> .....         | 98 vs. Murray State (1/16/20)               |
| <b>100+ points</b> .....          | 110 vs. Mississippi Valley State (12/29/18) |
| <b>Fewer than 40 points</b> ..... | 36 at South Dakota State (12/12/22)         |

|                            |  |
|----------------------------|--|
| <b>A UTM player had...</b> |  |
| <b>20-29 points</b> .....  | Sharnecce Currie-Jelks (23) at South Dakota (12/14/22) |
| <b>30+ points</b> .....    | Kenley McCarn (31) vs. Troy (11/10/22)                 |
| <b>40+ points</b> .....    | Chelsey Perry (42) vs. Lipscomb (12/16/19)             |

|                                     |   |
|-------------------------------------|---|
| <b>Two UT Martin players had...</b> |   |
| <b>20+ points</b> .....             | Perry (28)/Young (22) at Morehead State (1/23/21)         |
| <b>25+ points</b> .....             | Jones (29) & Ward (26) at Tennessee Tech (1/15/15)        |
| <b>30+ points</b> .....             | Newsome (36) and Butler (35) vs. Tennessee Tech (1/20/14) |

|   |  |
|---|--|
| <b>UTM had...double-figures scorers</b> |  |
| <b>Four</b> .....                       | Josie Storey (15), Shae Littleford (13), Seygan Robins (13) and Sharnecce Currie-Jelks (12) vs. Morehead State (12/31/22)              |
| <b>Five</b> .....                       | Robins (18), Waldrop (12), Hicks (12), Young (11) and Pipkin (10) vs. Eastern Kentucky (2/20/21)                                       |
| <b>Six</b> .....                        | Taylor (23), Robertson (16), Mason (14), Feldhaus (13), Spray (11) and Eubank (11) vs. Jacksonville State (12/29/16)                   |
| <b>Seven</b> .....                      | Perry (15), Robertson (15), Hicks (14), Davis (11), Hudson (11), Waldrop (10) and Griffin (10) vs. Mississippi Valley State (12/29/18) |

|   |  |
|---|--|
| <b>UTM had...players score at least 20 points</b> |  |
| <b>Two</b> .....                                  | Perry (28)/Young (22) at Morehead State (1/23/21)              |
| <b>Three</b> .....                                | Butler (33), Newsome (24), Jones (20) at Murray State (1/4/14) |

## DOUBLE-DOUBLES

|  |  |
|--|--|
| <b>A UTM player...</b>                       |  |
| <b>Had a double-double</b> .....             | Anaya Brown (10p, 11r) at South Dakota (12/14/22)                              |
| <b>Two UTM players w/double-double</b> ..... | Chelsey Perry (28p, 14r) and Maddie Waldrop (22p, 13r) at Austin Peay (1/4/20) |

## SHOOTING

|                               |   |
|-------------------------------|---|
| <b>UTM Shot...</b>            |   |
| <b>50-59% FG</b> .....        | 54.5 (30-55) vs. Purdue Fort Wayne (11/23/22) |
| <b>60% FG or better</b> ..... | 60.5 percent (32-53) at Chattanooga (12/2/17) |
| <b>Less than 30% FG</b> ..... | 29.4 percent (15-51) at Belmont (1/29/22)     |

|                                  |  |
|----------------------------------|--|
| <b>A UTM player...</b>           |  |
| <b>Made 5-7 3-pointers</b> ..... | Seygan Robins (5) at South Dakota (12/14/22) |
| <b>8+ 3-pointers</b> .....       | Kendall Spray (8) vs. Murray State (2/3/18)  |

|                                       |                                  |
|---------------------------------------|----------------------------------|
| <b>A UTM team...</b>                  |                                  |
| <b>Made 10+ 3-pointers</b> .....      | 10 vs. Morehead State (12/31/22) |
| <b>Made 15+ 3-pointers</b> .....      | 17 at Missouri (12/17/16)        |
| <b>Did not make a 3-pointer</b> ..... | at Austin Peay (2/3/09)          |

|                                     |   |
|-------------------------------------|---|
| <b>A UTM player...</b>              |   |
| <b>Made 10+ FTs in a game</b> ..... | Dasia Young (16) vs. Eastern Illinois (3/3/21)* |
| <b>Made 12+ FTs in a game</b> ..... | Dasia Young (16) vs. Eastern Illinois (3/3/21)* |
| <b>Made 15+ FTs in a game</b> ..... | Dasia Young (16) vs. Eastern Illinois (3/3/21)* |

|   |   |
|---|---|
| <b>UT Martin as a team...</b>           |   |
| <b>Made 25+ FTs in a game</b> .....     | 26 (32) vs. Jacksonville State (2/8/20) |
| <b>Made 30+ FTs in a game</b> .....     | 31 (38) vs. SIUE (1/25/14)              |
| <b>Attempted 25FTs in a game</b> .....  | 27 (20) vs. SIUE (3/2/22)*              |
| <b>Attempted more than 30 FTs</b> ..... | 31 (21) vs. Morehead State (2/18/21)    |

## REBOUNDING

|   |   |
|---|---|
| <b>A UTM player had...</b>                |   |
| <b>10-14 rebounds</b> .....               | Anaya Brown (11) at South Dakota (12/14/22)                               |
| <b>15-19 rebounds</b> .....               | Sharnecce Currie-Jelks (15) vs. Troy (11/10/22)                           |
| <b>20+ rebounds</b> .....                 | None  |
| <b>Two UTM Players w/ 10+ Rebs</b> .....  | Perry (14)/Waldrop (13) at Austin Peay (1/4/20)                           |
| <b>2-straight 10+ rebound games</b> ..... | Chelsey Perry vs Austin Peay (1/14/21)                                    |
| .....                                     | vs. Murray State (1/16/21)  |
| <b>2-straight 14+ rebound games</b> ..... | Ashia Jones at SIUE (14 on 2/8/14), at Southeast Missouri (15 on 2/15/14) |

|                                |  |
|--------------------------------|--|
| <b>A UTM team had...</b>       |  |
| <b>40+ rebounds</b> .....      | 40 vs. Arkansas State (11/14/22)           |
| <b>50+ rebounds</b> .....      | 56 vs. Mississippi Valley State (12/29/18) |
| <b>15+ off. rebounds</b> ..... | 15 vs. SIUE (3/2/22)*                      |
| <b>20+ off. rebounds</b> ..... | 23 at Murray State (1/2/20)                |
| <b>25+ off. rebounds</b> ..... | 28 vs. Christian Brothers (11/19/18)       |

## ASSISTS

|                            |  |
|----------------------------|--|
| <b>A UTM player had...</b> |  |
| <b>5-9 assists</b> .....   | Josie Storey (5) at South Dakota (12/14/22)    |
| <b>10+ assists</b> .....   | Tamiah Stanford (10) vs. Murray State (3/4/20) |

|                                |                                  |
|--------------------------------|----------------------------------|
| <b>As a team UT Martin...</b>  |                                  |
| <b>Had 15-19 assists</b> ..... | 15 vs. Morehead State (12/31/22) |
| <b>20-24 assists</b> .....     | 23 vs. Belmont (3/6/21)*         |
| <b>25+ assists</b> .....       | 26 vs. Murray State (3/4/20)     |

## BLOCKS

|                            |  |
|----------------------------|--|
| <b>A UTM players...</b>    |  |
| <b>Had 3+ blocks</b> ..... | Sharnecce Currie-Jelks (4) vs. Murray State (11/30/22) |
| <b>Had 5+ blocks</b> ..... | Demi Burdick (5) at Eastern Illinois (2/27/21)         |

|                               |                                 |
|-------------------------------|---------------------------------|
| <b>As a team UT Martin...</b> |                                 |
| <b>Had 5+ blocks</b> .....    | 5 vs. Morehead State (2/16/22)  |
| <b>Had 10+ blocks</b> .....   | 10 vs. Tennessee Tech (3/5/21)* |

## STEALS

|                            |  |
|----------------------------|--|
| <b>A UTM player had...</b> |  |
| <b>5-9 steals</b> .....    | Seygan Robins (5) vs. Morehead State (12/31/22)  |
| <b>10+ steals</b> .....    | Ashia Jones (11) at Miami (12/15/14) *UTM Record |

|                               |                                  |
|-------------------------------|----------------------------------|
| <b>As a team UT Martin...</b> |                                  |
| <b>10-14 steals</b> .....     | 12 vs. SIUE (3/2/22)*            |
| <b>15+ steals</b> .....       | 16 vs. Morehead State (12/31/22) |

## MISCELLANEOUS

|                                |  |
|--------------------------------|--|
| <b>A UTM team...</b>           |  |
| <b>Played an OT game</b> ..... | L, 71-63 vs. No. 6 Louisville (12/19/19) |
| <b>Played a 2OT game</b> ..... | L, 71-63 vs. No. 6 Louisville (12/19/19) |

|   |   |
|---|---|
| <b>A UTM Player...</b>                  |   |
| <b>Buzzer-beater</b> .....              | Ashton Feldhaus vs. SIUE (1/21/17)                |
| <b>To force OT</b> .....                | Janekia Mason at Jacksonville State (1/25/18)     |
| <b>Buzzer-beating 3-pointer</b> .....   | Taylor Hall vs. Eastern Illinois (2/11/12)        |
| <b>3-pointer to force OT</b> .....      | Janekia Mason at Jacksonville State (1/25/18)     |
| <b>Game-winner &lt;2 secs</b> .....     | Chelsey Perry (1.1) at Murray State (2/13/21)     |
| <b>Free Throw With &lt;5 secs</b> ..... | Seygan Robins (1.3) vs. Illinois State (11/20/21) |
| <b>Four-point play</b> .....            | Kendall Spray at Murray State (1/28/17)           |

\* Occurred during the OVC Tournament  
\$ Occurred during the NCAA Tournament or WNIT



# RECORD BOOK AT A GLANCE

## SINGLE-GAME TEAM RECORDS

### Most Points

116 vs. Austin Peay (3/1/14)

### Most Field Goals Made

50 vs. Trevecca (1976-77)

### Most Field Goals Attempted

97, 36 made, vs. Jacksonville State (1/6/90)

### Most 3-Point Field Goals Made

18, of 43, at Southern Miss (11/16/11)

18, of 35, vs. North Dakota (11/14/16)

### Most 3-Point Field Goals Attempted

47, 17 made, at Morehead State (1/7/16)

### Most Free Throws Made

39, of 55, vs. Troy State (1/13/86)

### Most Free Throws Attempted

55, 39 made, vs. Troy State (1/13/86)

55, 37 made, at Eastern Kentucky (12/3/98)

### Most Rebounds

63 vs. Bethel (12/7/91)

### Most Assists

31 vs. Morehead State (1/10/15)

### Most Blocks

12 vs. Mississippi Valley State (12/29/18)

12 vs. SIUE (2/9/13)

### Most Forced Turnovers

36 at Southern Illinois (12/23/13)

### Most Steals

28 vs. Bethel (12/14/90)

## SINGLE-GAME INDIVIDUAL RECORDS

### Most Points:

44, Ashia Jones at Murray State (1/31/15)

44, Heather Butler vs. Austin Peay (3/1/14)

44, Heather Butler at Eastern Kentucky (2/3/14)

44, Jasmine Newsome vs. Quinnipiac (11/16/13)

### Most Field Goals Made

18, Angela Reaves vs. Delta State (1982-83)

### Most Field Goals Attempted

34, Heather Butler vs. Baylor (11/17/12)

### Best Field Goal Percentage

12-12, Chastity Bohannon vs. Tennessee St (2/24/98)

10-10, Andreika Jackson vs. Eastern Illinois (2/11/06)

### Most 3-Point Field Goals Made

11-of-18, Kendall Spray vs. Rhodes (12/7/17)

### Most 3-Point Field Goals Attempted

19, Jaclissa Haislip at Murray State (1/29/11)

### Most Free Throws Made

16, Dasia Young vs. Eastern Illinois (3/3/21)

16, Jasmine Newsome vs. Quinnipiac (11/16/13)

16, Jasmine Newsome at Tennessee St (1/2/12)

16, Tessa Fields vs Evansville (11/13/98)

### Most Free Throws Attempted

20, Jasmine Newsome at Tennessee St (1/2/12)

### Most Rebounds

27, Mary Kate Long vs. West Georgia (1/17/87)

### Most Assists

14, Jasmine Newsome vs. Austin Peay (3/1/14)

### Most Blocks

8, Chelsey Perry vs. IUPUI (11/25/19)

8, Rickiesha Bryant vs. Murray State (2/23/13)

8, Mary Kate Long vs. Lambuth (11/21/86)

### Most Steals

11, Ashia Jones at Miami (Ohio) (12/15/14)

## SINGLE-SEASON RECORDS

### Most Points

772, Ashia Jones (2014-15)

### Most Field Goals Made

287 of 548, Ashia Jones (2014-15)

### Most Field Goals Attempted

704, 264 made, Heather Butler (2012-13)

### Best Field Goal Percentage

64.2, (129-201), Rickiesha Bryant (2012-13)

### Most 3-Point Field Goals Made

125 of 294, Kendall Spray (2017-18)

### Most 3-Point Field Goals Attempted

319, 105 made, Heather Butler (2012-13)

### Most Free Throws Made

198 of 261, Ashia Jones (2014-15)

### Most Free Throws Attempted

261, 198 made, Ashia Jones (2014-15)

### Most Rebounds

372, Phyllisha Mitchell (2005-09)

### Most Assists

193, Jasmine Newsome (2011-12)

### Most Blocks

87, Rickiesha Bryant (2012-13)

### Most Steals

156, Gwen Long (1989-90)

## CAREER RECORDS

### Most Points

2,865, Heather Butler (2010-14)

### Most Field Goals Made

958 of 2,417, Heather Butler (2010-14)

### Most Field Goals Attempted

2,417, 958 made, Heather Butler (2010-14)

### Best Field Goal Percentage

53.2, (747-of-1,404), Mary Kate Long (1985-89)

### Most 3-Point Field Goals Made

392 of 1074, Heather Butler (2010-14)

### Most 3-Point Field Goals Attempted

1074, 392 made, Heather Butler (2010-14)

### Most Free Throws Made

620 of 759, Jasmine Newsome (2010-14)

### Most Free Throws Attempted

759, 620 made, Jasmine Newsome (2010-14)

759, 564 made, Tara Tansil (1991-94)

### Most Rebounds

1,318, Mary Kate Long (1985-89)

### Most Assists

691, Jasmine Newsome (2010-14)

### Most Blocks

228, Chelsey Perry (2017-2021)

### Most Steals

411, Gwen Long (1985-88, 1989-90)

# PLAYER SUMMARIES



## SYDNEEY BOYKIN

G | 5-9 | Jr. | Clarksville, Tenn. | Mercer

| SEASON HIGHS |   |          |                                       | CAREER HIGHS |                                       |          |                                       |
|--------------|---|----------|---------------------------------------|--------------|---------------------------------------|----------|---------------------------------------|
| Points       | 5 vs. Marshall (11/21/22)               | Points   | 11 at Western Carolina (2/4/21)       | Points       | 5 at Western Carolina (2/4/21)        | Points   | 11 at Western Carolina (2/4/21)       |
| FG Made      | 2 vs. Marshall (11/21/22)               | FG Made  | 5 at Western Carolina (2/4/21)        | FG Made      | 7 at Western Carolina (2/4/21)        | FG Made  | 5 at Western Carolina (2/4/21)        |
| FG Att.      | 6 vs. Marshall (11/21/22)               | FG Att.  | 7 at Western Carolina (2/4/21)        | FG Att.      | 7 at Western Carolina (2/4/21)        | FG Att.  | 7 at Western Carolina (2/4/21)        |
| 3PG Made     | 1 vs. Marshall (11/21/22)               | 3PG Made | 1 vs. Marshall (11/21/22)             | 3PG Made     | 1 vs. Marshall (11/21/22)             | 3PG Made | 1 vs. Marshall (11/21/22)             |
| 3PG Att.     | 4 vs. Marshall (11/21/22)               | 3PG Att. | 4 vs. Marshall (11/21/22)             | 3PG Att.     | 4 vs. Marshall (11/21/22)             | 3PG Att. | 4 vs. Marshall (11/21/22)             |
| FT Made      | N/A                                     | FT Made  | 4 vs. South Carolina State (12/15/20) | FT Made      | 4 vs. South Carolina State (12/15/20) | FT Made  | 4 vs. South Carolina State (12/15/20) |
| FT Att.      | N/A                                     | FT Att.  | 4 vs. South Carolina State (12/15/20) | FT Att.      | 4 vs. South Carolina State (12/15/20) | FT Att.  | 4 vs. South Carolina State (12/15/20) |
| Rebounds     | 1, 2x, at South Dakota State (12/12/22) | Rebounds | 5 at Western Carolina (2/4/21)        | Rebounds     | 5 at Western Carolina (2/4/21)        | Rebounds | 5 at Western Carolina (2/4/21)        |
| Assists      | N/A                                     | Assists  | 3 at UNCW (12/29/20)                  | Assists      | 3 at UNCW (12/29/20)                  | Assists  | 3 at UNCW (12/29/20)                  |
| Steals       | 1 at South Dakota State (12/12/22)      | Steals   | 3 at Western Carolina (2/4/21)        | Steals       | 3 at Western Carolina (2/4/21)        | Steals   | 3 at Western Carolina (2/4/21)        |
| Blocks       | N/A                                     | Blocks   | 1, 2x, at Western Carolina (2/4/21)   | Blocks       | 1, 2x, at Western Carolina (2/4/21)   | Blocks   | 1, 2x, at Western Carolina (2/4/21)   |
| Minutes      | 15 vs. Marshall (11/21/22)              | Minutes  | 26 at Western Carolina (2/4/21)       | Minutes      | 26 at Western Carolina (2/4/21)       | Minutes  | 26 at Western Carolina (2/4/21)       |

| MISCELLANEOUS CAREER STATISTICS |               |                |   |
|---------------------------------|---------------|----------------|---|
| Games Played                    | 58   9 at UTM | Double-Doubles | 1 |
| Games Started                   | 1             | 10+ Points     | 1 |
| Led Team In Scoring             | 1             | 20+ Points     | 0 |
| Led Team In Rebounding          | 0             | 5+ Rebounds    | 1 |
| Led Team In Assists             | 0             | 10+ Rebounds   | 0 |
| Led Team In Steals              | 0             | 5+ Assists     | 0 |
| Led Team In Blocks              | 0             | 3+ Steals      | 1 |

| BOYKIN GAME-BY-GAME STATISTICS |          |         |     |     |     |       |       |    |   |    |   |   |     |
|--------------------------------|----------|---------|-----|-----|-----|-------|-------|----|---|----|---|---|-----|
| Date                           | Opp      | GS      | Min | FG  | 3FG | FT    | O-D-R | PF | A | TO | S | B | PTS |
| N10                            | TROY     | -       | -   | -   | -   | DNP   | -     | -  | - | -  | - | - | -   |
| N14                            | ASU      | -       | -   | -   | -   | DNP   | -     | -  | - | -  | - | - | -   |
| N17                            | at MIZ   | 0:01    | 0-0 | 0-0 | 0-0 | 0-0-0 | 0     | 0  | 0 | 0  | 0 | 0 | 0   |
| N21                            | vs MAR   | * 15:04 | 2-6 | 1-4 | 0-0 | 0-0-0 | 1     | 0  | 1 | 0  | 0 | 0 | 5   |
| N22                            | vs NSU   | 8:50    | 0-2 | 0-1 | 0-0 | 0-0-0 | 0     | 0  | 0 | 0  | 0 | 0 | 0   |
| N23                            | vs PFW   | 8:35    | 0-1 | 0-0 | 0-0 | 1-0-1 | 0     | 0  | 0 | 0  | 0 | 0 | 0   |
| N30                            | MUR      | 1:27    | 0-0 | 0-0 | 0-0 | 0-0-0 | 0     | 0  | 0 | 0  | 0 | 0 | 0   |
| D4                             | at VU    | 0:07    | 0-0 | 0-0 | 0-0 | 0-0-0 | 0     | 0  | 0 | 0  | 0 | 0 | 0   |
| D12                            | at SDSU  | 7:19    | 0-2 | 0-2 | 0-0 | 0-1-1 | 1     | 0  | 1 | 1  | 0 | 0 | 0   |
| D14                            | at SD    | 1:28    | 0-0 | 0-0 | 0-0 | 0-0-0 | 0     | 0  | 0 | 0  | 0 | 0 | 0   |
| D17                            | at MOST  | 1:20    | 0-0 | 0-0 | 0-0 | 0-0-0 | 0     | 0  | 0 | 0  | 0 | 0 | 0   |
| D29                            | at LR*   | -       | -   | -   | -   | DNP   | -     | -  | - | -  | - | - | -   |
| D31                            | MOR*     | 6:14    | 0-0 | 0-0 | 0-0 | 0-0-0 | 0     | 0  | 0 | 0  | 0 | 0 | 0   |
| J5                             | SEMO*    | -       | -   | -   | -   | -     | -     | -  | - | -  | - | - | -   |
| J7                             | TTU*     | -       | -   | -   | -   | -     | -     | -  | - | -  | - | - | -   |
| J12                            | at TSU*  | -       | -   | -   | -   | -     | -     | -  | - | -  | - | - | -   |
| J14                            | at USI*  | -       | -   | -   | -   | -     | -     | -  | - | -  | - | - | -   |
| J19                            | at SEMO* | -       | -   | -   | -   | -     | -     | -  | - | -  | - | - | -   |
| J21                            | EIU*     | -       | -   | -   | -   | -     | -     | -  | - | -  | - | - | -   |
| J26                            | LIN*     | -       | -   | -   | -   | -     | -     | -  | - | -  | - | - | -   |
| J28                            | USI*     | -       | -   | -   | -   | -     | -     | -  | - | -  | - | - | -   |
| F2                             | at SIUE* | -       | -   | -   | -   | -     | -     | -  | - | -  | - | - | -   |
| F4                             | at LIN*  | -       | -   | -   | -   | -     | -     | -  | - | -  | - | - | -   |
| F9                             | at EIU*  | -       | -   | -   | -   | -     | -     | -  | - | -  | - | - | -   |
| F11                            | LR*      | -       | -   | -   | -   | -     | -     | -  | - | -  | - | - | -   |
| F16                            | SIUE*    | -       | -   | -   | -   | -     | -     | -  | - | -  | - | - | -   |
| F18                            | at TTU*  | -       | -   | -   | -   | -     | -     | -  | - | -  | - | - | -   |
| F23                            | TSU*     | -       | -   | -   | -   | -     | -     | -  | - | -  | - | - | -   |
| F25                            | at MOR*  | -       | -   | -   | -   | -     | -     | -  | - | -  | - | - | -   |

| BOYKIN CAREER STATISTICS |    |    |     |     |       |    |     |     |         |          |    |     |         |
|--------------------------|----|----|-----|-----|-------|----|-----|-----|---------|----------|----|-----|---------|
| Year                     | GP | GS | Min | Avg | Total | FG | FGA | Pct | F-Throw | Rebounds | PF | Ass | Scoring |
| 2020-21*                 | 23 | 0  | 200 | 8.7 | 11    | 29 | 379 | 0   | 5       | 0.00     | 9  | 13  | 692     |
| 2021-22*                 | 26 | 0  | 195 | 7.5 | 6     | 19 | 316 | 0   | 1       | 0.00     | 5  | 8   | 625     |
| 2022-23                  | 10 | 1  | 50  | 5.0 | 2     | 11 | 182 | 1   | 7       | .143     | 0  | 0   | .000    |
| TOTAL                    | 10 | 1  | 50  | 5.0 | 2     | 11 | 182 | 1   | 7       | .143     | 0  | 0   | .000    |
| All*                     | 59 | 1  | 445 | 7.5 | 19    | 59 | 322 | 1   | 13      | .077     | 14 | 21  | .667    |

\*Played 2020-21 and 2021-22 seasons at Mercer\*



## ELLA THOMPSON

F | 5-11 | So. | Bardstown, Ky. | Bethlehem HS

| SEASON HIGHS |                                     |          |                                       | CAREER HIGHS |                                       |          |                                       |
|--------------|-------------------------------------|----------|---------------------------------------|--------------|---------------------------------------|----------|---------------------------------------|
| Points       | 2, 2x, at South Dakota (12/14/22)   | Points   | 14 at Morehead State (1/24/22)        | Points       | 5, 2x, at Morehead State (1/24/22)    | Points   | 14 at Morehead State (1/24/22)        |
| FG Made      | 1, 2x, at South Dakota (12/14/22)   | FG Made  | 10, 2x, vs. Tennessee State (2/5/22)  | FG Made      | 10, 2x, vs. Tennessee State (2/5/22)  | FG Made  | 10, 2x, vs. Tennessee State (2/5/22)  |
| FG Att.      | 4 at South Dakota State (12/12/22)  | FG Att.  | 3, 2x, vs. Eastern Illinois (1/27/22) | FG Att.      | 3, 2x, vs. Eastern Illinois (1/27/22) | FG Att.  | 3, 2x, vs. Eastern Illinois (1/27/22) |
| 3PG Made     | N/A                                 | 3PG Made | 5, 2x, vs. Tennessee State (2/5/22)   | 3PG Made     | 5, 2x, vs. Tennessee State (2/5/22)   | 3PG Made | 5, 2x, vs. Tennessee State (2/5/22)   |
| 3PG Att.     | 2 at South Dakota State (12/12/22)  | 3PG Att. | 2, 2x, vs. SIUE (1/1/22)              | 3PG Att.     | 2, 2x, vs. SIUE (1/1/22)              | 3PG Att. | 2, 2x, vs. SIUE (1/1/22)              |
| FT Made      | N/A                                 | FT Made  | 2, 3x, vs. Morehead State (2/16/22)   | FT Made      | 2, 3x, vs. Morehead State (2/16/22)   | FT Made  | 2, 3x, vs. Morehead State (2/16/22)   |
| FT Att.      | N/A                                 | FT Att.  | 12 vs. SIUE (1/1/22)                  | FT Att.      | 12 vs. SIUE (1/1/22)                  | FT Att.  | 12 vs. SIUE (1/1/22)                  |
| Rebounds     | 3 at South Dakota (12/14/22)        | Rebounds | 4 at South Dakota (12/14/22)          | Rebounds     | 4 at South Dakota (12/14/22)          | Rebounds | 4 at South Dakota (12/14/22)          |
| Assists      | 4 at South Dakota (12/14/22)        | Assists  | 3, 3x, at SIUE (2/10/22)              | Assists      | 3, 3x, at SIUE (2/10/22)              | Assists  | 3, 3x, at SIUE (2/10/22)              |
| Steals       | 1 at South Dakota State (12/12/22)  | Steals   | 2 at Morehead State (1/24/22)         | Steals       | 2 at Morehead State (1/24/22)         | Steals   | 2 at Morehead State (1/24/22)         |
| Blocks       | N/A                                 | Blocks   | 38 at Morehead State (1/24/22)        | Blocks       | 38 at Morehead State (1/24/22)        | Blocks   | 38 at Morehead State (1/24/22)        |
| Minutes      | 21 at South Dakota State (12/12/22) | Minutes  |                                       | Minutes      |                                       | Minutes  |                                       |

| MISCELLANEOUS CAREER STATISTICS |    |                |   |
|---------------------------------|----|----------------|---|
| Games Played                    | 24 | Double-Doubles | 1 |
| Games Started                   | 21 | 10+ Points     | 4 |
| Led Team In Scoring             | 1  | 20+ Points     | 0 |
| Led Team In Rebounding          | 7  | 5+ Rebounds    | 8 |
| Led Team In Assists             | 0  | 10+ Rebounds   | 2 |
| Led Team In Steals              | 1  | 5+ Assists     | 0 |
| Led Team In Blocks              | 3  | 3+ Steals      | 3 |

| THOMPSON GAME-BY-GAME STATISTICS |          |       |     |     |     |       |       |    |   |    |   |   |     |
|----------------------------------|----------|-------|-----|-----|-----|-------|-------|----|---|----|---|---|-----|
| Date                             | Opp      | GS    | Min | FG  | 3FG | FT    | O-D-R | PF | A | TO | S | B | PTS |
| N10                              | TROY     | -     | -   | -   | -   | DNP   | -     | -  | - | -  | - | - | -   |
| N14                              | ASU      | -     | -   | -   | -   | DNP   | -     | -  | - | -  | - | - | -   |
| N17                              | at MIZ   | -     | -   | -   | -   | DNP   | -     | -  | - | -  | - | - | -   |
| N21                              | vs MAR   | -     | -   | -   | -   | DNP   | -     | -  | - | -  | - | - | -   |
| N22                              | vs NSU   | -     | -   | -   | -   | DNP   | -     | -  | - | -  | - | - | -   |
| N23                              | vs PFW   | -     | -   | -   | -   | DNP   | -     | -  | - | -  | - | - | -   |
| N30                              | MUR      | -     | -   | -   | -   | DNP   | -     | -  | - | -  | - | - | -   |
| D4                               | at VU    | -     | -   | -   | -   | DNP   | -     | -  | - | -  | - | - | -   |
| D12                              | at SDSU  | 21:09 | 1-4 | 0-2 | 0-0 | 0-0-0 | 1     | 0  | 2 | 1  | 0 | 2 | 2   |
| D14                              | at SD    | 14:19 | 1-2 | 0-0 | 0-0 | 0-3-3 | 0     | 4  | 0 | 0  | 0 | 0 | 2   |
| D17                              | at MOST  | 16:49 | 0-2 | 0-1 | 0-0 | 0-3-3 | 3     | 0  | 0 | 0  | 0 | 0 | 0   |
| D29                              | at LR*   | -     | -   | -   | -   | DNP   | -     | -  | - | -  | - | - | -   |
| D31                              | MOR*     | -     | -   | -   | -   | DNP   | -     | -  | - | -  | - | - | -   |
| J5                               | SEMO*    | -     | -   | -   | -   | -     | -     | -  | - | -  | - | - | -   |
| J7                               | TTU*     | -     | -   | -   | -   | -     | -     | -  | - | -  | - | - | -   |
| J12                              | at TSU*  | -     | -   | -   | -   | -     | -     | -  | - | -  | - | - | -   |
| J14                              | at USI*  | -     | -   | -   | -   | -     | -     | -  | - | -  | - | - | -   |
| J19                              | at SEMO* | -     | -   | -   | -   | -     | -     | -  | - | -  | - | - | -   |
| J21                              | EIU*     | -     | -   | -   | -   | -     | -     | -  | - | -  | - | - | -   |
| J26                              | LIN*     | -     | -   | -   | -   | -     | -     | -  | - | -  | - | - | -   |
| J28                              | USI*     | -     | -   | -   | -   | -     | -     | -  | - | -  | - | - | -   |
| F2                               | at SIUE* | -     | -   | -   | -   | -     | -     | -  | - | -  | - | - | -   |
| F4                               | at LIN*  | -     | -   | -   | -   | -     | -     | -  | - | -  | - | - | -   |
| F9                               | at EIU*  | -     | -   | -   | -   | -     | -     | -  | - | -  | - | - | -   |
| F11                              | LR*      | -     | -   | -   | -   | -     | -     | -  | - | -  | - | - | -   |
| F16                              | SIUE*    | -     | -   | -   | -   | -     | -     | -  | - | -  | - | - | -   |
| F18                              | at TTU*  | -     | -   | -   | -   | -     | -     | -  | - | -  | - | - | -   |
| F23                              | TSU*     | -     | -   | -   | -   | -     | -     | -  | - | -  | - | - | -   |
| F25                              | at MOR*  | -     | -   | -   | -   | -     | -     | -  | - | -  | - | - | -   |

| THOMPSON CAREER STATISTICS |    |    |     |      |       |     |      |     |         |          |    |     |         |
|----------------------------|----|----|-----|------|-------|-----|------|-----|---------|----------|----|-----|---------|
| Year                       | GP | GS | Min | Avg  | Total | FG  | FGA  | Pct | F-Throw | Rebounds | PF | Ass | Scoring |
| 2021-22                    | 21 | 19 | 562 | 26.8 | 48    | 108 | 444  | 26  | 59      | .441     | 11 | 17  | .647    |
| 2022-23                    | 3  | 0  | 53  | 17.7 | 2     | 8   | .250 | 0   | 3       | .000     | 0  | 6   | 6.0     |
| TOTAL                      | 24 | 19 | 615 | 25.6 | 50    | 116 | .431 | 26  | 62      | .419     | 11 | 17  | .647    |

# PLAYER SUMMARIES



## DIAMOND CANNON

F | 5-10 | Jr. | Detroit, Mich. | Bradley

### SEASON HIGHS

|          |                                    |
|----------|------------------------------------|
| Points   | 8 vs. Purdue Fort Wayne (11/23/22) |
| FG Made  | 3 vs. Purdue Fort Wayne (11/23/22) |
| FG Att.  | 5 vs. Purdue Fort Wayne (11/23/22) |
| 3PG Made | N/A                                |
| 3FG Att. | N/A                                |
| FT Made  | 2 vs. Purdue Fort Wayne (11/23/22) |
| FT Att.  | 2, 3x, at South Dakota (12/14/22)  |
| Rebounds | 4 vs. Purdue Fort Wayne (11/23/22) |
| Assists  | N/A                                |
| Steals   | 2 vs. Norfolk State (11/23/22)     |
| Blocks   | 1 at South Dakota (12/14/22)       |
| Minutes  | 18 at Missouri State (12/17/22)    |

### CAREER HIGHS

|          |                                    |
|----------|------------------------------------|
| Points   | 8 vs. Purdue Fort Wayne (11/23/22) |
| FG Made  | 3 vs. Purdue Fort Wayne (11/23/22) |
| FG Att.  | 5 vs. Purdue Fort Wayne (11/23/22) |
| 3PG Made | 1, 2x, at LSU (12/18/21)           |
| 3FG Att. | 2 at South Dakota (12/6/21)        |
| FT Made  | 2 vs. Purdue Fort Wayne (11/23/22) |
| FT Att.  | 2, 4x, at South Dakota (12/14/22)  |
| Rebounds | 4 vs. Purdue Fort Wayne (11/23/22) |
| Assists  | 1 vs. Upper Iowa (11/15/21)        |
| Steals   | 2 vs. Norfolk State (11/23/22)     |
| Blocks   | 1 at South Dakota (12/14/22)       |
| Minutes  | 18 at Missouri State (12/17/22)    |

### MISCELLANEOUS CAREER STATISTICS

|                        |                |                |   |
|------------------------|----------------|----------------|---|
| Games Played           | 15   10 at UTM | Double-Doubles | 0 |
| Games Started          | 0              | 10+ Points     | 0 |
| Led Team In Scoring    | 0              | 20+ Points     | 0 |
| Led Team In Rebounding | 0              | 5+ Rebounds    | 0 |
| Led Team In Assists    | 0              | 10+ Rebounds   | 0 |
| Led Team In Steals     | 0              | 5+ Assists     | 0 |
| Led Team In Blocks     | 0              | 3+ Steals      | 0 |

### CANNON GAME-BY-GAME STATISTICS

| Date | Opp      | GS | Min   | FG  | 3FG | FT  | O-D-R | PF | A | T | S | B | PTS |
|------|----------|----|-------|-----|-----|-----|-------|----|---|---|---|---|-----|
| N10  | TROY     |    | 6:08  | 0-1 | 0-0 | 0-0 | 0-1-1 | 4  | 0 | 1 | 0 | 0 | 0   |
| N14  | ASU      | -  | -     | -   | -   | DNP | -     | -  | - | - | - | - | -   |
| N17  | at MIZ   |    | 0:01  | 0-0 | 0-0 | 0-0 | 0-0-0 | 0  | 0 | 0 | 0 | 0 | 0   |
| N21  | vs MAR   |    | 10:59 | 0-1 | 0-0 | 0-0 | 0-1-1 | 0  | 0 | 1 | 0 | 0 | 0   |
| N22  | vs NSU   |    | 11:45 | 2-2 | 0-0 | 0-0 | 0-1-1 | 2  | 0 | 1 | 2 | 0 | 4   |
| N23  | vs PFW   |    | 11:04 | 3-5 | 0-0 | 2-2 | 1-3-4 | 1  | 0 | 1 | 1 | 0 | 8   |
| N30  | MUR      |    | 10:20 | 2-3 | 0-0 | 1-2 | 2-1-3 | 0  | 0 | 2 | 0 | 0 | 5   |
| D4   | at VU    |    | 3:25  | 0-0 | 0-0 | 0-0 | 0-0-0 | 0  | 0 | 1 | 0 | 0 | 0   |
| D12  | at SDSU  |    | 13:46 | 0-1 | 0-1 | 0-0 | 0-3-3 | 0  | 0 | 0 | 0 | 0 | 0   |
| D14  | at SD    |    | 14:07 | 0-3 | 0-2 | 0-0 | 0-2-2 | 2  | 1 | 1 | 0 | 1 | 0   |
| D17  | at MOST  |    | 17:53 | 2-3 | 0-0 | 0-0 | 0-1-1 | 0  | 0 | 1 | 1 | 0 | 4   |
| D29  | at LR*   | -  | -     | -   | -   | DNP | -     | -  | - | - | - | - | -   |
| D31  | MOR*     | -  | -     | -   | -   | DNP | -     | -  | - | - | - | - | -   |
| J5   | SEMO*    | -  | -     | -   | -   | -   | -     | -  | - | - | - | - | -   |
| J7   | TTU*     | -  | -     | -   | -   | -   | -     | -  | - | - | - | - | -   |
| J12  | at TSU*  | -  | -     | -   | -   | -   | -     | -  | - | - | - | - | -   |
| J14  | at USI*  | -  | -     | -   | -   | -   | -     | -  | - | - | - | - | -   |
| J19  | at SEMO* | -  | -     | -   | -   | -   | -     | -  | - | - | - | - | -   |
| J21  | EIU*     | -  | -     | -   | -   | -   | -     | -  | - | - | - | - | -   |
| J26  | LIN*     | -  | -     | -   | -   | -   | -     | -  | - | - | - | - | -   |
| J28  | USI*     | -  | -     | -   | -   | -   | -     | -  | - | - | - | - | -   |
| F2   | at SIUE* | -  | -     | -   | -   | -   | -     | -  | - | - | - | - | -   |
| F4   | at LIN*  | -  | -     | -   | -   | -   | -     | -  | - | - | - | - | -   |
| F9   | at EIU*  | -  | -     | -   | -   | -   | -     | -  | - | - | - | - | -   |
| F11  | LR*      | -  | -     | -   | -   | -   | -     | -  | - | - | - | - | -   |
| F16  | SIUE*    | -  | -     | -   | -   | -   | -     | -  | - | - | - | - | -   |
| F18  | at TTU*  | -  | -     | -   | -   | -   | -     | -  | - | - | - | - | -   |
| F23  | TSU*     | -  | -     | -   | -   | -   | -     | -  | - | - | - | - | -   |
| F25  | at MOR*  | -  | -     | -   | -   | -   | -     | -  | - | - | - | - | -   |

### CANNON CAREER STATISTICS

|          |    |    |     |     | Total |     |      | 3-Point |     |      | F-Throw |     |      | Rebounds |     |     |     |    |     | Scoring |     |     |     |     |
|----------|----|----|-----|-----|-------|-----|------|---------|-----|------|---------|-----|------|----------|-----|-----|-----|----|-----|---------|-----|-----|-----|-----|
| Year     | GP | GS | Min | Avg | FG    | FGA | Pct  | FG      | FGA | Pct  | FT      | FTA | Pct  | Off      | Def | Tot | Avg | PF | Ass | TO      | Blk | Stl | Pts | Avg |
| 2021-22* | 5  | 0  | 14  | 2.8 | 3     | 6   | .500 | 2       | 4   | .500 | 1       | 2   | .500 | 1        | 2   | 3   | 0.6 | 2  | 1   | 0       | 0   | 0   | 9   | 1.8 |
| 2022-23  | 10 | 0  | 99  | 9.9 | 9     | 19  | .474 | 0       | 3   | .000 | 3       | 4   | .750 | 3        | 13  | 16  | 1.6 | 9  | 1   | 9       | 1   | 4   | 21  | 2.1 |
| TOTAL    | 15 | 0  | 113 | 9.9 | 9     | 19  | .474 | 2       | 7   | .286 | 4       | 6   | .667 | 3        | 13  | 16  | 1.6 | 9  | 1   | 9       | 1   | 4   | 30  | 2.0 |
| All*     | 10 | 0  | 113 | 7.5 | 12    | 25  | .480 | 2       | 7   | .286 | 4       | 6   | .667 | 4        | 15  | 19  | 1.3 | 11 | 2   | 9       | 1   | 4   | 21  | 2.1 |

\*Played 2021-22 seasons at Bradley\*



## ANAYA BROWN

F | 6-1 | Fr. | Lexington, Ky. | Lafayette HS

### SEASON HIGHS

|          |   |
|----------|---|
| Points   | 12, 2x, at Little Rock (12/29/22)       |
| FG Made  | 4 at Little Rock (12/29/22)             |
| FG Att.  | 9 at Little Rock (12/29/22)             |
| 3PG Made | 3, 2x, vs. Purdue Fort Wayne (11/23/22) |
| 3FG Att. | 4, 3x, vs. Morehead State (12/31/22)    |
| FT Made  | 6 at Missouri State (12/17/22)          |
| FT Att.  | 8 at Missouri State (12/17/22)          |
| Rebounds | 11 at South Dakota (12/14/22)           |
| Assists  | 4 vs. Marshall (11/21/22)               |
| Steals   | 2, 2x, at Missouri State (12/17/22)     |
| Blocks   | 2 at South Dakota (12/14/22)            |
| Minutes  | 38 at South Dakota (12/14/22)           |

### CAREER HIGHS

|          |   |
|----------|---|
| Points   | 12, 2x, at Little Rock (12/29/22)       |
| FG Made  | 4 at Little Rock (12/29/22)             |
| FG Att.  | 9 at Little Rock (12/29/22)             |
| 3PG Made | 3, 2x, vs. Purdue Fort Wayne (11/23/22) |
| 3FG Att. | 4, 3x, vs. Morehead State (12/31/22)    |
| FT Made  | 5 at South Dakota (12/14/22)            |
| FT Att.  | 8 at Missouri State (12/17/22)          |
| Rebounds | 11 at South Dakota (12/14/22)           |
| Assists  | 4 vs. Marshall (11/21/22)               |
| Steals   | 2, 2x, at Missouri State (12/17/22)     |
| Blocks   | 2 at South Dakota (12/14/22)            |
| Minutes  | 38 at South Dakota (12/14/22)           |

### MISCELLANEOUS CAREER STATISTICS

|                        |    |                |   |
|------------------------|----|----------------|---|
| Games Played           | 13 | Double-Doubles | 1 |
| Games Started          | 5  | 10+ Points     | 2 |
| Led Team In Scoring    | 1  | 20+ Points     | 0 |
| Led Team In Rebounding | 3  | 5+ Rebounds    | 5 |
| Led Team In Assists    | 1  | 10+ Rebounds   | 1 |
| Led Team In Steals     | 1  | 5+ Assists     | 0 |
| Led Team In Blocks     | 1  | 3+ Steals      | 0 |

### BROWN GAME-BY-GAME STATISTICS

| Date | Opp      | GS | Min   | FG  | 3FG | FT  | O-D-R   | PF | A | T | S | B | PTS |
|------|----------|----|-------|-----|-----|-----|---------|----|---|---|---|---|-----|
| N10  | TROY     |    | 27:13 | 1-2 | 1-2 | 0-0 | 0-3-3   | 3  | 2 | 4 | 1 | 0 | 3   |
| N14  | ASU      |    | 15:01 | 0-3 | 0-0 | 3-4 | 2-4-6   | 3  | 0 | 1 | 0 | 0 | 3   |
| N17  | at MIZ   |    | 26:33 | 3-5 | 3-4 | 0-0 | 0-8-8   | 0  | 0 | 0 | 0 | 0 | 9   |
| N21  | vs MAR   |    | 19:31 | 3-6 | 2-3 | 0-0 | 0-1-1   | 1  | 4 | 0 | 1 | 0 | 8   |
| N22  | vs NSU   |    | 21:34 | 2-5 | 1-2 | 1-2 | 1-2-3   | 2  | 1 | 1 | 1 | 0 | 6   |
| N23  | vs PFW   |    | 21:47 | 2-6 | 0-1 | 3-4 | 3-4-7   | 1  | 2 | 1 | 0 | 0 | 7   |
| N30  | MUR      |    | 24:26 | 1-3 | 0-1 | 0-0 | 1-0-1   | 3  | 1 | 0 | 0 | 1 | 2   |
| D4   | at VU    |    | 19:59 | 1-2 | 1-1 | 0-0 | 1-0-1   | 1  | 0 | 2 | 1 | 0 | 3   |
| D12  | at SDSU  | *  | 24:31 | 0-4 | 0-0 | 0-0 | 0-5-5   | 5  | 1 | 4 | 2 | 0 | 0   |
| D14  | at SD    | *  | 37:34 | 2-4 | 1-1 | 5-6 | 1-10-11 | 3  | 1 | 2 | 0 | 2 | 10  |
| D17  | at MOST  | *  | 33:06 | 3-9 | 0-2 | 6-8 | 3-5-8   | 5  | 2 | 0 | 2 | 1 | 12  |
| D29  | at LR*   | *  | 36:30 | 4-9 | 2-3 | 2-4 | 1-4-5   | 2  | 0 | 2 | 1 | 1 | 12  |
| D31  | MOR*     | *  | 28:15 | 1-8 | 1-4 | 2-2 | 1-6-7   | 3  | 1 | 1 | 2 | 1 | 5   |
| J5   | SEMO*    | -  | -     | -   | -   | -   | -       | -  | - | - | - | - | -   |
| J7   | TTU*     | -  | -     | -   | -   | -   | -       | -  | - | - | - | - | -   |
| J12  | at TSU*  | -  | -     | -   | -   | -   | -       | -  | - | - | - | - | -   |
| J14  | at USI*  | -  | -     | -   | -   | -   | -       | -  | - | - | - | - | -   |
| J19  | at SEMO* | -  | -     | -   | -   | -   | -       | -  | - | - | - | - | -   |
| J21  | EIU*     | -  | -     | -   | -   | -   | -       | -  | - | - | - | - | -   |
| J26  | LIN*     | -  | -     | -   | -   | -   | -       | -  | - | - | - | - | -   |
| J28  | USI*     | -  | -     | -   | -   | -   | -       | -  | - | - | - | - | -   |
| F2   | at SIUE* | -  | -     | -   | -   | -   | -       | -  | - | - | - | - | -   |
| F4   | at LIN*  | -  | -     | -   | -   | -   | -       | -  | - | - | - | - | -   |
| F9   | at EIU*  | -  | -     | -   | -   | -   | -       | -  | - | - | - | - | -   |
| F11  | LR*      | -  | -     | -   | -   | -   | -       | -  | - | - | - | - | -   |
| F16  | SIUE*    | -  | -     | -   | -   | -   | -       | -  | - | - | - | - | -   |
| F18  | at TTU*  | -  | -     | -   | -   | -   | -       | -  | - | - | - | - | -   |
| F23  | TSU*     | -  | -     | -   | -   | -   | -       | -  | - | - | - | - | -   |
| F25  | at MOR*  | -  | -     | -   | -   | -   | -       | -  | - | - | - | - | -   |

### BROWN CAREER STATISTICS

|         |    |    |     | Total |    |     | 3-Point |    |     | F-Throw |    |     | Rebounds |     |     |     |     |    |     |    |     |     |     |     | Scoring |  |
|---------|----|----|-----|-------|----|-----|---------|----|-----|---------|----|-----|----------|-----|-----|-----|-----|----|-----|----|-----|-----|-----|-----|---------|--|
| Year    | GP | GS | Min | Avg   | FG | FGA | Pct     | FG | FGA | Pct     | FT | FTA | Pct      | Off | Def | Tot | Avg | PF | Ass | TO | Blk | Stl | Pts | Avg |         |  |
| 2022-23 | 13 | 5  | 335 | 25.8  | 23 | 66  | .348    | 11 | 23  | .478    | 23 | 32  | .719     | 15  | 52  | 67  | 5.2 | 35 | 11  | 18 | 7   | 10  | 80  | 6.2 |         |  |
| TOTAL   | 13 | 5  | 335 | 25.8  | 23 | 66  | .348    | 11 | 23  | .478    | 23 | 32  | .719     | 15  | 52  | 67  | 5.2 | 35 | 11  | 18 | 7   | 10  | 80  | 6.2 |         |  |



## PLAYER SUMMARIES

5



## SEYGAN ROBINS

G | 5-8 | Gr. | Harrodsburg, Ky. | Louisville

## SEASON HIGHS

|          |                                      |
|----------|--------------------------------------|
| Points   | 16 at South Dakota (12/14/22)        |
| FG Made  | 5, 4x, at Missouri State (12/17/22)  |
| FG Att.  | 13 at Vanderbilt (12/5/22)           |
| 3PG Made | 5 at South Dakota (12/14/22)         |
| 3FG Att. | 9, 2x, vs. Morehead State (12/31/22) |
| FT Made  | 4 vs. Norfolk State (11/22/22)       |
| FT Att.  | 4 vs. Norfolk State (11/22/22)       |
| Rebounds | 7 at Little Rock (12/29/22)          |
| Assists  | 5, 2x, at Vanderbilt (12/5/22)       |
| Steals   | 5 vs. Morehead State (12/31/22)      |
| Blocks   | 1 vs. Purdue Fort Wayne (11/23/22)   |
| Minutes  | 38, 3x, at Little Rock (12/29/22)    |

## CAREER HIGHS

|          |   |
|----------|---|
| Points   | 26 vs. SIUE (3/2/22)                    |
| FG Made  | 7 vs. SIUE (3/2/22)                     |
| FG Att.  | 15 vs. SIUE (3/2/22)                    |
| 3PG Made | 6, 3x, vs. SIUE (3/2/22)                |
| 3FG Att. | 12 vs. SIUE (3/2/22)                    |
| FT Made  | 6 vs. SIUE (3/2/22)                     |
| FT Att.  | 6 vs. SIUE (3/2/22)                     |
| Rebounds | 7, 2x, at Little Rock (12/29/22)        |
| Assists  | 6, 4x, vs. SIUE (3/2/22)                |
| Steals   | 5, 2x, vs. Morehead State (12/31/22)    |
| Blocks   | 1, 6x, vs. Purdue Fort Wayne (11/23/22) |
| Minutes  | 39, 2x, at Kansas State (11/12/21)      |

## MISCELLANEOUS CAREER STATISTICS

|                        |                |                |    |
|------------------------|----------------|----------------|----|
| Games Played           | 87   59 at UTM | Double-Doubles | 0  |
| Games Started          | 49 at UTM      | 10+ Points     | 18 |
| Led Team In Scoring    | 5              | 20+ Points     | 1  |
| Led Team In Rebounding | 1              | 5+ Rebounds    | 8  |
| Led Team In Assists    | 26             | 10+ Rebounds   | 0  |
| Led Team In Steals     | 19             | 5+ Assists     | 8  |
| Led Team In Blocks     | 3              | 3+ Steals      | 14 |

## ROBINS GAME-BY-GAME STATISTICS

| Date | Opp      | GS | Min   | FG   | 3FG | FT  | O-D-R | PF | A | T | S | B | PTS |
|------|----------|----|-------|------|-----|-----|-------|----|---|---|---|---|-----|
| N10  | TROY     | *  | 31:16 | 5-12 | 4-8 | 0-0 | 0-1-1 | 0  | 0 | 8 | 1 | 0 | 14  |
| N14  | ASU      | *  | 16:36 | 0-6  | 0-1 | 0-0 | 0-2-2 | 0  | 1 | 1 | 0 | 0 | 0   |
| N17  | at MIZ   | *  | 28:01 | 1-3  | 1-2 | 0-0 | 0-0-0 | 2  | 1 | 1 | 0 | 0 | 3   |
| N21  | vs MAR   | *  | 19:36 | 1-3  | 1-2 | 0-0 | 0-0-0 | 1  | 1 | 0 | 3 | 0 | 3   |
| N22  | vs NSU   | *  | 26:42 | 2-4  | 2-4 | 4-4 | 0-1-1 | 1  | 5 | 1 | 0 | 0 | 10  |
| N23  | vs PFW   | *  | 28:30 | 2-5  | 2-3 | 3-3 | 0-3-3 | 0  | 4 | 2 | 2 | 1 | 9   |
| N30  | MUR      | *  | 35:46 | 2-7  | 1-5 | 2-2 | 0-1-1 | 1  | 3 | 2 | 3 | 0 | 7   |
| D4   | at VU    | *  | 30:33 | 5-13 | 4-9 | 0-0 | 0-1-1 | 5  | 5 | 4 | 1 | 0 | 14  |
| D12  | at SDSU  | *  | 32:41 | 2-7  | 2-5 | 0-0 | 1-1-2 | 1  | 3 | 7 | 2 | 0 | 6   |
| D14  | at SD    | *  | 37:44 | 5-9  | 5-8 | 1-2 | 0-2-2 | 3  | 3 | 3 | 4 | 0 | 16  |
| D17  | at MOST  | *  | 38:04 | 5-10 | 2-5 | 2-2 | 0-3-3 | 4  | 1 | 5 | 4 | 0 | 14  |
| D29  | at LR*   | *  | 38:02 | 0-2  | 0-0 | 2-2 | 0-7-7 | 0  | 4 | 5 | 0 | 0 | 2   |
| D31  | MOR*     | *  | 37:02 | 4-10 | 3-9 | 2-2 | 0-3-3 | 1  | 3 | 4 | 5 | 0 | 13  |
| J5   | SEMO*    | -  | -     | -    | -   | -   | -     | -  | - | - | - | - | -   |
| J7   | TTU*     | -  | -     | -    | -   | -   | -     | -  | - | - | - | - | -   |
| J12  | at TSU*  | -  | -     | -    | -   | -   | -     | -  | - | - | - | - | -   |
| J14  | at USI*  | -  | -     | -    | -   | -   | -     | -  | - | - | - | - | -   |
| J19  | at SEMO* | -  | -     | -    | -   | -   | -     | -  | - | - | - | - | -   |
| J21  | EIU*     | -  | -     | -    | -   | -   | -     | -  | - | - | - | - | -   |
| J26  | LIN*     | -  | -     | -    | -   | -   | -     | -  | - | - | - | - | -   |
| J28  | USI*     | -  | -     | -    | -   | -   | -     | -  | - | - | - | - | -   |
| F2   | at SIUE* | -  | -     | -    | -   | -   | -     | -  | - | - | - | - | -   |
| F4   | at LIN*  | -  | -     | -    | -   | -   | -     | -  | - | - | - | - | -   |
| F9   | at EIU*  | -  | -     | -    | -   | -   | -     | -  | - | - | - | - | -   |
| F11  | LR*      | -  | -     | -    | -   | -   | -     | -  | - | - | - | - | -   |
| F16  | SIUE*    | -  | -     | -    | -   | -   | -     | -  | - | - | - | - | -   |
| F18  | at TTU*  | -  | -     | -    | -   | -   | -     | -  | - | - | - | - | -   |
| F23  | TSU*     | -  | -     | -    | -   | -   | -     | -  | - | - | - | - | -   |
| F25  | at MOR*  | -  | -     | -    | -   | -   | -     | -  | - | - | - | - | -   |

## ROBINS CAREER STATISTICS

| Year     | GP | GS | Min  | Avg  | FG  | FGA | Pct  | 3-Point | F-Throw | Rebounds | PF | Def | Tot  | Avg | Stl | Blk | Scoring                   |
|----------|----|----|------|------|-----|-----|------|---------|---------|----------|----|-----|------|-----|-----|-----|---------------------------|
|          |    |    |      |      |     |     |      |         |         |          |    |     |      |     |     |     |                           |
| 2018-19* | 26 | 0  | 195  | 7.5  | 13  | 37  | .351 | 8       | 30      | 267      | 7  | 12  | 583  | 2   | 11  | 13  | 0.5                       |
| 2019-20* | 2  | 0  | 22   | 11.0 | 0   | 5   | .000 | 0       | 4       | .000     | 0  | 6   | 6    | 3.0 | 5   | 1   | 2                         |
| 2020-21  | 27 | 27 | 834  | 30.9 | 69  | 162 | .426 | 48      | 106     | .453     | 23 | 29  | .793 | 10  | 50  | 68  | 2.37                      |
| 2021-22  | 19 | 10 | 579  | 30.5 | 61  | 154 | .396 | 42      | 96      | .438     | 23 | 24  | .958 | 6   | 40  | 46  | 2.4                       |
| 2022-23  | 13 | 12 | 402  | 30.9 | 34  | 91  | .374 | 27      | 61      | .443     | 16 | 17  | .941 | 1   | 25  | 26  | 2.0                       |
| TOTAL    | 59 | 49 | 1815 | 30.8 | 164 | 407 | .403 | 117     | 263     | .445     | 62 | 70  | .886 | 17  | 115 | 132 | 2.2                       |
| All*     | 87 | 49 | 2032 | 23.4 | 177 | 449 | .394 | 125     | 297     | .421     | 69 | 82  | .841 | 19  | 132 | 151 | 1.7                       |
|          |    |    |      |      |     |     |      |         |         |          |    |     |      |     |     |     | 129 199 168 6 103 548 6.3 |

\*Played 2018-19 and 2019-20 seasons at Louisville

11



## SHAE LITTLEFORD

G | 5-7 | So. | Charleston, Ill. | Charleston HS

## SEASON HIGHS

|          |                                      |
|----------|--------------------------------------|
| Points   | 19 vs. Arkansas State (11/14/22)     |
| FG Made  | 6 vs. Arkansas State (11/14/22)      |
| FG Att.  | 14, 2x, vs. Murray State (11/30/22)  |
| 3PG Made | 2, 3x, at Vanderbilt (12/5/22)       |
| 3FG Att. | 7 at Vanderbilt (12/5/22)            |
| FT Made  | 6 vs. Troy (11/10/22)                |
| FT Att.  | 6, 2x, vs. Arkansas State (11/14/22) |
| Rebounds | 5, 2x, vs. Arkansas State (11/14/22) |
| Assists  | 8 at Vanderbilt (12/5/22)            |
| Steals   | 4 vs. Troy (11/10/22)                |
| Blocks   | 1 vs. Murray State (11/30/22)        |
| Minutes  | 39 vs. Arkansas State (11/14/22)     |

## CAREER HIGHS

|          |                                       |
|----------|---------------------------------------|
| Points   | 21 vs. Morehead State (2/16/22)       |
| FG Made  | 6, 3x, vs. Arkansas State (11/14/22)  |
| FG Att.  | 14, 2x, vs. Arkansas State (11/14/22) |
| 3PG Made | 4 vs. Morehead State (2/16/22)        |
| 3FG Att. | 7 at Vanderbilt (12/5/21)             |
| FT Made  | 8 vs. SIUE (3/2/22)                   |
| FT Att.  | 12 vs. SIUE (3/2/22)                  |
| Rebounds | 6 vs. Saint Louis (12/5/21)           |
| Assists  | 8 at Vanderbilt (12/5/22)             |
| Steals   | 6 at Southeast Missouri (2/24/22)     |
| Blocks   | 1, 4x, vs. Murray State (11/30/22)    |
| Minutes  | 40, 5x, vs. Belmont (2/7/22)          |

## MISCELLANEOUS CAREER STATISTICS

|                        |    |                |    |
|------------------------|----|----------------|----|
| Games Played           | 34 | Double-Doubles | 0  |
| Games Started          | 33 | 10+ Points     | 19 |
| Led Team In Scoring    | 4  | 20+ Points     | 1  |
| Led Team In Rebounding | 1  | 5+ Rebounds    | 4  |
| Led Team In Assists    | 8  | 10+ Rebounds   | 0  |
| Led Team In Steals     | 10 | 5+ Assists     | 3  |
| Led Team In Blocks     | 2  | 3+ Steals      | 10 |

## LITTLEFORD GAME-BY-GAME STATISTICS

| Date | Opp      | GS | Min   | FG   | 3FG | FT  | O-D-R | PF | A | T | S | B | PTS |
|------|----------|----|-------|------|-----|-----|-------|----|---|---|---|---|-----|
| N10  | TROY     | *  | 25:42 | 1-3  | 0-0 | 6-6 | 1-4-5 | 4  | 5 | 2 | 4 | 0 | 8   |
| N14  | ASU      | *  | 39:28 | 6-14 | 2-5 | 5-6 | 3-2-5 | 3  | 6 | 0 | 1 | 0 | 19  |
| N17  | at MIZ   | *  | 22:13 | 0-3  | 0-0 | 2-2 | 0-2-2 | 4  | 3 | 5 | 2 | 0 | 2   |
| N21  | vs MAR   | *  | 26:11 | 0-5  | 0-2 | 0-0 | 0-1-1 | 2  | 3 | 2 | 0 | 0 | 0   |
| N22  | vs NSU   | *  | 30:55 | 2-7  | 0-4 | 2-2 | 0-0-0 | 0  | 1 | 8 | 3 | 0 | 6   |
| N23  | vs PFW   | *  | 34:55 | 5-7  | 1-2 | 0-0 | 0-4-4 | 3  | 3 | 3 | 0 | 0 | 11  |
| N30  | MUR      | *  | 36:40 | 4-14 | 2-5 | 1-3 | 0-2-2 | 2  | 1 | 2 | 3 | 1 | 11  |
| D4   | at VU    | *  | 36:05 | 5-11 | 2-7 | 2-2 | 0-3-3 | 4  | 8 | 3 | 0 | 0 | 14  |
| D12  | at SDSU  | -  | -     | -    | -   | DNP | -     | -  | - | - | - | - | -   |
| D14  | at SD    | -  | -     | -    | -   | DNP | -     | -  | - | - | - | - | -   |
| D17  | at MOST  | -  | -     | -    | -   | DNP | -     | -  | - | - | - | - | -   |
| D29  | at LR*   | *  | 38:42 | 5-10 | 1-2 | 0-0 | 1-3-4 | 2  | 0 | 4 | 0 | 0 | 11  |
| D31  | MOR*     | *  | 36:44 | 5-10 | 1-4 | 2-2 | 2-2-4 | 3  | 4 | 2 | 2 | 0 | 13  |
| J5   | SEMO*    | -  | -     | -    | -   | -   | -     | -  | - | - | - | - | -   |
| J7   | TTU*     | -  | -     | -    | -   | -   | -     | -  | - | - | - | - | -   |
| J12  | at TSU*  | -  | -     | -    | -   | -   | -     | -  | - | - | - | - | -   |
| J14  | at USI*  | -  | -     | -    | -   | -   | -     | -  | - | - | - | - | -   |
| J19  | at SEMO* | -  | -     | -    | -   | -   | -     | -  | - | - | - | - | -   |
| J21  | EIU*     | -  | -     | -    | -   | -   | -     | -  | - | - | - | - | -   |
| J26  | LIN*     | -  | -     | -    | -   | -   | -     | -  | - | - | - | - | -   |
| J28  | USI*     | -  | -     | -    | -   | -   | -     | -  | - | - | - | - | -   |
| F2   | at SIUE* | -  | -     | -    | -   | -   | -     | -  | - | - | - | - | -   |
| F4   | at LIN*  | -  | -     | -    | -   | -   | -     | -  | - | - | - | - | -   |
| F9   | at EIU*  | -  | -     | -    | -   | -   | -     | -  | - | - | - | - | -   |
| F11  | LR*      | -  | -     | -    | -   | -   | -     | -  | - | - | - | - | -   |
| F16  | SIUE*    | -  | -     | -    | -   | -   | -     | -  | - | - | - | - | -   |
| F18  | at TTU*  | -  | -     | -    | -   | -   | -     | -  | - | - | - | - | -   |
| F23  | TSU*     | -  | -     | -    | -   | -   | -     | -  | - | - | - | - | -   |
| F25  | at MOR*  | -  | -     | -    | -   | -   | -     | -  | - | - | - | - | -   |

## LITTLEFORD CAREER STATISTICS

| Year    | GP | GS | Min  | Avg  | FG  | FGA | Pct  | 3-Point | F-Throw | Rebounds | PF  | Def | Tot  | Avg | Stl | Blk | Scoring                |
|---------|----|----|------|------|-----|-----|------|---------|---------|----------|-----|-----|------|-----|-----|-----|------------------------|
|         |    |    |      |      |     |     |      |         |         |          |     |     |      |     |     |     |                        |
| 2021-22 | 24 | 23 | 827  | 34.5 | 83  | 226 | .367 | 18      | 59      | .305     | 81  | 109 | .743 | 8   | 50  | 58  | 2.4                    |
| 2022-23 | 10 | 10 | 325  | 32.5 | 33  | 84  | .393 | 9       | 31      | .290     | 20  | 23  | .870 | 7   | 23  | 30  | 3.0                    |
| TOTAL   | 34 | 33 | 1152 | 33.9 | 116 | 310 | .374 | 27      | 90      | .300     | 101 | 132 | .765 | 15  | 73  | 88  | 2.6                    |
|         |    |    |      |      |     |     |      |         |         |          |     |     |      |     |     |     | 78 83 97 4 57 360 10.6 |

# PLAYER SUMMARIES

12



LEXI RUBEL

G/F | 6-1 | Fr. | Cape Girardeau, Mo. | Notre Dame HS

23



SHARNECCE CURRIE-JELKS

F | 6-2 | Fr. | Jackson, Tenn. | Southside HS

## SEASON HIGHS

|          |   |
|----------|---|
| Points   | 12 vs. Purdue Fort Wayne (11/23/22)     |
| FG Made  | 4 vs. Purdue Fort Wayne (11/23/22)      |
| FG Att.  | 8 vs. Murray State (11/30/22)           |
| 3PG Made | 1, 2x, vs. Purdue Fort Wayne (11/23/22) |
| 3FG Att. | 3 vs. Murray State (11/30/22)           |
| FT Made  | 3 vs. Purdue Fort Wayne (11/23/22)      |
| FT Att.  | 4 vs. Purdue Fort Wayne (11/23/22)      |
| Rebounds | 7 vs. Purdue Fort Wayne (11/23/22)      |
| Assists  | 3 vs. Murray State (11/30/22)           |
| Steals   | 3 at Vanderbilt (12/5/22)               |
| Blocks   | 1, 5x, vs. Morehead State (12/31/22)    |
| Minutes  | 31 vs. Arkansas State (11/14/22)        |

## CAREER HIGHS

|          |   |
|----------|---|
| Points   | 12 vs. Purdue Fort Wayne (11/23/22)     |
| FG Made  | 4 vs. Purdue Fort Wayne (11/23/22)      |
| FG Att.  | 8 vs. Murray State (11/30/22)           |
| 3PG Made | 1, 2x, vs. Purdue Fort Wayne (11/23/22) |
| 3FG Att. | 3 vs. Murray State (11/30/22)           |
| FT Made  | 3 vs. Purdue Fort Wayne (11/23/22)      |
| FT Att.  | 4 vs. Purdue Fort Wayne (11/23/22)      |
| Rebounds | 7 vs. Purdue Fort Wayne (11/23/22)      |
| Assists  | 3 vs. Murray State (11/30/22)           |
| Steals   | 3 at Vanderbilt (12/5/22)               |
| Blocks   | 1, 5x, vs. Morehead State (12/31/22)    |
| Minutes  | 31 vs. Arkansas State (11/14/22)        |

## MISCELLANEOUS CAREER STATISTICS

|                        |    |                |   |
|------------------------|----|----------------|---|
| Games Played           | 10 | Double-Doubles | 0 |
| Games Started          | 8  | 10+ Points     | 1 |
| Led Team In Scoring    | 0  | 20+ Points     | 0 |
| Led Team In Rebounding | 2  | 5+ Rebounds    | 4 |
| Led Team In Assists    | 0  | 10+ Rebounds   | 0 |
| Led Team In Steals     | 3  | 5+ Assists     | 0 |
| Led Team In Blocks     | 2  | 3+ Steals      | 0 |

## RUBEL GAME-BY-GAME STATISTICS

| Date | Opp      | GS | Min   | FG  | 3FG | FT  | O-D-R | PF | A | TO | S | B | PTS |
|------|----------|----|-------|-----|-----|-----|-------|----|---|----|---|---|-----|
| N10  | TROY     | *  | 12:52 | 0-0 | 0-0 | 0-0 | 0-1-1 | 1  | 0 | 2  | 0 | 0 | 0   |
| N14  | ASU      | *  | 31:15 | 3-4 | 0-0 | 1-2 | 2-3-5 | 0  | 2 | 2  | 1 | 1 | 7   |
| N17  | at MIZ   | *  | 26:24 | 2-4 | 0-0 | 0-0 | 1-2-3 | 1  | 1 | 4  | 0 | 1 | 4   |
| N21  | vs MAR   | *  | 20:29 | 2-4 | 1-1 | 2-2 | 2-4-6 | 1  | 1 | 2  | 0 | 0 | 7   |
| N22  | vs NSU   | *  | 23:12 | 1-6 | 0-0 | 1-1 | 1-1-2 | 5  | 0 | 5  | 1 | 0 | 3   |
| N23  | vs PFW   | *  | 24:24 | 4-7 | 1-2 | 3-4 | 1-6-7 | 0  | 0 | 5  | 1 | 1 | 12  |
| N30  | MUR      | *  | 25:05 | 1-8 | 0-3 | 2-3 | 1-3-4 | 3  | 3 | 3  | 1 | 1 | 4   |
| D4   | at VU    | *  | 35:31 | 0-4 | 0-1 | 0-0 | 3-2-5 | 1  | 0 | 1  | 3 | 0 | 0   |
| D12  | at SDSU  | -  | -     | -   | -   | DNP | -     | -  | - | -  | - | - | -   |
| D14  | at SD    | -  | -     | -   | -   | DNP | -     | -  | - | -  | - | - | -   |
| D17  | at MOST  | -  | -     | -   | -   | DNP | -     | -  | - | -  | - | - | -   |
| D29  | at LR*   |    | 13:48 | 1-3 | 0-1 | 0-0 | 0-2-2 | 1  | 2 | 0  | 1 | 0 | 2   |
| D31  | MOR*     |    | 20:53 | 1-3 | 1-1 | 2-2 | 4-1-5 | 0  | 2 | 2  | 2 | 1 | 5   |
| J5   | SEMO*    | -  | -     | -   | -   | -   | -     | -  | - | -  | - | - | -   |
| J7   | TTU*     | -  | -     | -   | -   | -   | -     | -  | - | -  | - | - | -   |
| J12  | at TSU*  | -  | -     | -   | -   | -   | -     | -  | - | -  | - | - | -   |
| J14  | at USI*  | -  | -     | -   | -   | -   | -     | -  | - | -  | - | - | -   |
| J19  | at SEMO* | -  | -     | -   | -   | -   | -     | -  | - | -  | - | - | -   |
| J21  | EIU*     | -  | -     | -   | -   | -   | -     | -  | - | -  | - | - | -   |
| J26  | LIN*     | -  | -     | -   | -   | -   | -     | -  | - | -  | - | - | -   |
| J28  | USI*     | -  | -     | -   | -   | -   | -     | -  | - | -  | - | - | -   |
| F2   | at SIUE* | -  | -     | -   | -   | -   | -     | -  | - | -  | - | - | -   |
| F4   | at LIN*  | -  | -     | -   | -   | -   | -     | -  | - | -  | - | - | -   |
| F9   | at EIU*  | -  | -     | -   | -   | -   | -     | -  | - | -  | - | - | -   |
| F11  | LR*      | -  | -     | -   | -   | -   | -     | -  | - | -  | - | - | -   |
| F16  | SIUE*    | -  | -     | -   | -   | -   | -     | -  | - | -  | - | - | -   |
| F18  | at TTU*  | -  | -     | -   | -   | -   | -     | -  | - | -  | - | - | -   |
| F23  | TSU*     | -  | -     | -   | -   | -   | -     | -  | - | -  | - | - | -   |
| F25  | at MOR*  | -  | -     | -   | -   | -   | -     | -  | - | -  | - | - | -   |

## RUBEL CAREER STATISTICS

|         |    |    |     | Total |    |     | 3-Point |    |     | F-Throw |    |     | Rebounds |     |     |     |     |    |     |    |     |     | Scoring |     |
|---------|----|----|-----|-------|----|-----|---------|----|-----|---------|----|-----|----------|-----|-----|-----|-----|----|-----|----|-----|-----|---------|-----|
| Year    | GP | GS | Min | Avg   | FG | FGA | Pct     | FG | FGA | Pct     | FT | FTA | Pct      | Off | Def | Tot | Avg | PF | Ast | TO | Blk | Stl | Pts     | Avg |
| 2022-23 | 10 | 8  | 236 | 23.6  | 15 | 43  | .349    | 3  | 9   | .333    | 11 | 14  | .786     | 15  | 25  | 40  | 4.0 | 13 | 11  | 26 | 5   | 10  | 44      | 4.4 |
| TOTAL   | 10 | 8  | 236 | 23.6  | 15 | 43  | .349    | 3  | 9   | .333    | 11 | 14  | .786     | 15  | 25  | 40  | 4.0 | 13 | 11  | 26 | 5   | 10  | 44      | 4.4 |

## SEASON HIGHS

|          |                                     |
|----------|-------------------------------------|
| Points   | 23 at South Dakota (12/14/22)       |
| FG Made  | 10, 2x, at South Dakota (12/14/22)  |
| FG Att.  | 19 at South Dakota (12/14/22)       |
| 3PG Made | 1, 3x, at Missouri State (12/17/22) |
| 3FG Att. | 4 at Missouri State (12/17/22)      |
| FT Made  | 7 vs. Norfolk State (11/22/22)      |
| FT Att.  | 8 vs. Norfolk State (11/22/22)      |
| Rebounds | 15 vs. Troy (11/10/22)              |
| Assists  | 3 at Little Rock (12/29/22)         |
| Steals   | 2, 3x, at Vanderbilt (12/5/22)      |
| Blocks   | 4 vs. Murray State (11/30/22)       |
| Minutes  | 34 vs. Morehead State (12/31/22)    |

## CAREER HIGHS

|          |                                     |
|----------|-------------------------------------|
| Points   | 23 at South Dakota (12/14/22)       |
| FG Made  | 10, 2x, at South Dakota (12/14/22)  |
| FG Att.  | 19 at South Dakota (12/14/22)       |
| 3PG Made | 1, 3x, at Missouri State (12/17/22) |
| 3FG Att. | 4 at Missouri State (12/17/22)      |
| FT Made  | 7 vs. Norfolk State (11/22/22)      |
| FT Att.  | 8 vs. Norfolk State (11/22/22)      |
| Rebounds | 15 vs. Troy (11/10/22)              |
| Assists  | 3 at Little Rock (12/29/22)         |
| Steals   | 2, 2x, vs. Murray State (11/30/22)  |
| Blocks   | 4 vs. Murray State (11/30/22)       |
| Minutes  | 34 vs. Morehead State (12/31/22)    |

## MISCELLANEOUS CAREER STATISTICS

|                        |    |                |    |
|------------------------|----|----------------|----|
| Games Played           | 13 | Double-Doubles | 1  |
| Games Started          | 13 | 10+ Points     | 10 |
| Led Team In Scoring    | 6  | 20+ Points     | 2  |
| Led Team In Rebounding | 7  | 5+ Rebounds    | 10 |
| Led Team In Assists    | 0  | 10+ Rebounds   | 1  |
| Led Team In Steals     | 1  | 5+ Assists     | 0  |
| Led Team In Blocks     | 4  | 3+ Blocks      | 1  |

## CURRIE-JELKS GAME-BY-GAME STATISTICS

| Date | Opp      | GS | Min   | FG    | 3FG | FT  | O-D-R   | PF | A | TO | S | B | PTS |
|------|----------|----|-------|-------|-----|-----|---------|----|---|----|---|---|-----|
| N10  | TROY     | *  | 32:07 | 7-9   | 0-0 | 0-0 | 4-11-15 | 3  | 0 | 2  | 0 | 1 | 14  |
| N14  | ASU      | *  | 24:34 | 0-2   | 0-0 | 2-4 | 3-5-8   | 3  | 0 | 0  | 0 | 1 | 2   |
| N17  | at MIZ   | *  | 23:57 | 4-7   | 0-0 | 0-1 | 1-3-4   | 5  | 0 | 1  | 0 | 0 | 8   |
| N21  | vs MAR   | *  | 28:25 | 5-12  | 1-2 | 1-2 | 2-3-5   | 2  | 0 | 3  | 1 | 0 | 12  |
| N22  | vs NSU   | *  | 26:55 | 4-13  | 0-1 | 7-8 | 2-1-3   | 4  | 1 | 1  | 1 | 0 | 15  |
| N23  | vs PFW   | *  | 22:45 | 10-12 | 1-1 | 0-0 | 2-4-6   | 2  | 2 | 2  | 2 | 0 | 21  |
| N30  | MUR      | *  | 29:18 | 6-12  | 0-1 | 1-3 | 2-7-9   | 4  | 1 | 4  | 2 | 4 | 13  |
| D4   | at VU    | *  | 29:06 | 7-12  | 0-0 | 2-2 | 3-4-7   | 3  | 0 | 1  | 2 | 0 | 16  |
| D12  | at SDSU  | *  | 30:08 | 7-13  | 0-1 | 0-2 | 1-3-4   | 4  | 2 | 0  | 1 | 1 | 14  |
| D14  | at SD    | *  | 24:32 | 10-19 | 0-1 | 3-3 | 2-2-4   | 5  | 0 | 2  | 0 | 1 | 23  |
| D17  | at MOST  | *  | 29:14 | 5-14  | 1-4 | 3-4 | 0-6-6   | 4  | 0 | 5  | 1 | 1 | 14  |
| D29  | at LR*   | *  | 30:13 | 2-6   | 0-1 | 2-3 | 0-7-7   | 4  | 3 | 1  | 0 | 0 | 6   |
| D31  | MOR*     | *  | 33:40 | 6-14  | 0-1 | 0-0 | 3-5-8   | 1  | 2 | 2  | 1 | 2 | 12  |
| J5   | SEMO*    | -  | -     | -     | -   | -   | -       | -  | - | -  | - | - | -   |
| J7   | TTU*     | -  | -     | -     | -   | -   | -       | -  | - | -  | - | - | -   |
| J12  | at TSU*  | -  | -     | -     | -   | -   | -       | -  | - | -  | - | - | -   |
| J14  | at USI*  | -  | -     | -     | -   | -   | -       | -  | - | -  | - | - | -   |
| J19  | at SEMO* | -  | -     | -     | -   | -   | -       | -  | - | -  | - | - | -   |
| J21  | EIU*     | -  | -     | -     | -   | -   | -       | -  | - | -  | - | - | -   |
| J26  | LIN*     | -  | -     | -     | -   | -   | -       | -  | - | -  | - | - | -   |
| J28  | USI*     | -  | -     | -     | -   | -   | -       | -  | - | -  | - | - | -   |
| F2   | at SIUE* | -  | -     | -     | -   | -   | -       | -  | - | -  | - | - | -   |
| F4   | at LIN*  | -  | -     | -     | -   | -   | -       | -  | - | -  | - | - | -   |
| F9   | at EIU*  | -  | -     | -     | -   | -   | -       | -  | - | -  | - | - | -   |
| F11  | LR*      | -  | -     | -     | -   | -   | -       | -  | - | -  | - | - | -   |
| F16  | SIUE*    | -  | -     | -     | -   | -   | -       | -  | - | -  | - | - | -   |
| F18  | at TTU*  | -  | -     | -     | -   | -   | -       | -  | - | -  | - | - | -   |
| F23  | TSU*     | -  | -     | -     | -   | -   | -       | -  | - | -  | - | - | -   |
| F25  | at MOR*  | -  | -     | -     | -   | -   | -       | -  | - | -  | - | - | -   |

## CURRIE-JELKS CAREER STATISTICS

|         |    |    |     | Total |    |     | 3-Point |    |     | F-Throw |    |     | Rebounds |     |     |     |     |    |     |    |     |     | Scoring |      |
|---------|----|----|-----|-------|----|-----|---------|----|-----|---------|----|-----|----------|-----|-----|-----|-----|----|-----|----|-----|-----|---------|------|
| Year    | GP | GS | Min | Avg   | FG | FGA | Pct     | FG | FGA | Pct     | FT | FTA | Pct      | Off | Def | Tot | Avg | PF | Ast | TO | Blk | Stl | Pts     | Avg  |
| 2022-23 | 13 | 13 | 365 | 28.1  | 73 | 145 | .503    | 3  | 13  | .231    | 21 | 32  | .656     | 25  | 61  | 86  | 6.6 | 44 | 11  | 24 | 11  | 11  | 170     | 13.1 |
| TOTAL   | 13 | 13 | 365 | 28.1  | 73 | 145 | .503    | 3  | 13  | .231    | 21 | 32  | .656     | 25  | 61  | 86  | 6.6 | 44 | 11  | 24 | 11  | 11  | 170     | 13.1 |

## PLAYER SUMMARIES

25

## PAIGE PIPKIN

G | 5-10 | Gr. | Henderson, Tenn. | Chester County HS



## SEASON HIGHS

|          |  |
|----------|--|
| Points   | 23 vs. Arkansas State (11/14/22)         |
| FG Made  | 10 vs. Arkansas State (11/14/22)         |
| FG Att.  | 16 vs. Arkansas State (11/14/22)         |
| 3PG Made | 3 at Vanderbilt (12/5/22)                |
| 3FG Att. | 7 at Vanderbilt (12/5/22)                |
| FT Made  | 4 at South Dakota (12/14/22)             |
| FT Att.  | 5 vs. Troy (11/10/22)                    |
| Rebounds | 5, 2x, vs. Arkansas State (11/14/22)     |
| Assists  | 4, 2x, vs. Murray State (11/30/22)       |
| Steals   | 3, 2x, vs. Murray State (11/30/22)       |
| Blocks   | 1, 3x, at Vanderbilt (12/5/22)           |
| Minutes  | 34, 2x, at South Dakota State (12/12/22) |

## CAREER HIGHS

|          |                                       |
|----------|---------------------------------------|
| Points   | 33 at Austin Peay (12/30/21)          |
| FG Made  | 11 at Austin Peay (12/30/21)          |
| FG Att.  | 17 at Austin Peay (12/30/21)          |
| 3PG Made | 6 vs. Morehead State (2/18/21)        |
| 3FG Att. | 8 vs. Morehead State (2/18/21)        |
| FT Made  | 8 at Austin Peay (12/30/21)           |
| FT Att.  | 9 at Austin Peay (12/30/21)           |
| Rebounds | 9 vs. No. 24 Virginia Tech (11/27/21) |
| Assists  | 7 at Morehead State (1/24/22)         |
| Steals   | 5, 3x, vs. SIUE (3/2/22)              |
| Blocks   | 2 at Morehead State (1/23/21)         |
| Minutes  | 40, 3x, vs. Bowling Green (12/21/21)  |

## MISCELLANEOUS CAREER STATISTICS

|                        |    |                |    |
|------------------------|----|----------------|----|
| Games Played           | 69 | Double-Doubles | 0  |
| Games Started          | 65 | 10+ Points     | 30 |
| Led Team In Scoring    | 17 | 20+ Points     | 5  |
| Led Team In Rebounding | 9  | 5+ Rebounds    | 13 |
| Led Team In Assists    | 21 | 10+ Rebounds   | 0  |
| Led Team In Steals     | 18 | 5+ Assists     | 7  |
| Led Team In Blocks     | 7  | 3+ Steals      | 10 |

## PIPKIN GAME-BY-GAME STATISTICS

| Date | Opp      | GS | Min   | FG    | 3FG | FT  | O-D-R | PF | A | T | S | B | PTS |
|------|----------|----|-------|-------|-----|-----|-------|----|---|---|---|---|-----|
| N10  | TROY     |    | 23:07 | 5-9   | 2-6 | 2-5 | 1-4-5 | 2  | 4 | 4 | 0 | 0 | 14  |
| N14  | ASU      |    | 28:23 | 10-16 | 2-4 | 1-1 | 0-5-5 | 0  | 1 | 0 | 3 | 0 | 23  |
| N17  | at MIZ   |    | 27:51 | 1-6   | 1-3 | 2-2 | 0-1-1 | 1  | 1 | 2 | 2 | 0 | 5   |
| N21  | vs MAR   | *  | 23:09 | 3-6   | 2-3 | 0-0 | 0-1-1 | 1  | 4 | 0 | 1 | 0 | 8   |
| N22  | vs NSU   | *  | 27:17 | 2-5   | 2-5 | 0-0 | 1-2-3 | 3  | 2 | 2 | 1 | 0 | 6   |
| N23  | vs PFW   | *  | 27:04 | 2-8   | 1-4 | 1-1 | 0-1-1 | 2  | 2 | 5 | 2 | 1 | 6   |
| N30  | MUR      | *  | 32:00 | 3-7   | 1-2 | 3-3 | 1-1-2 | 2  | 4 | 1 | 3 | 1 | 10  |
| D4   | at VU    | *  | 34:07 | 8-15  | 3-7 | 0-0 | 0-3-3 | 4  | 3 | 1 | 1 | 1 | 19  |
| D12  | at SDSU  | *  | 34:23 | 2-8   | 1-6 | 2-3 | 0-2-2 | 4  | 1 | 2 | 0 | 0 | 7   |
| D14  | at SD    | *  | 34:55 | 4-10  | 1-4 | 4-4 | 0-1-1 | 2  | 3 | 3 | 0 | 0 | 13  |
| D17  | at MOST  | *  | 35:45 | 4-11  | 0-2 | 1-2 | 0-2-2 | 1  | 2 | 5 | 0 | 0 | 9   |
| D29  | at LR*   | *  | 31:25 | 4-13  | 2-4 | 1-2 | 3-1-4 | 2  | 0 | 1 | 0 | 0 | 11  |
| D31  | MOR*     | -  | -     | -     | -   | DNP | -     | -  | - | - | - | - | -   |
| J5   | SEMO*    | -  | -     | -     | -   | -   | -     | -  | - | - | - | - | -   |
| J7   | TTU*     | -  | -     | -     | -   | -   | -     | -  | - | - | - | - | -   |
| J12  | at TSU*  | -  | -     | -     | -   | -   | -     | -  | - | - | - | - | -   |
| J14  | at USI*  | -  | -     | -     | -   | -   | -     | -  | - | - | - | - | -   |
| J19  | at SEMO* | -  | -     | -     | -   | -   | -     | -  | - | - | - | - | -   |
| J21  | EIU*     | -  | -     | -     | -   | -   | -     | -  | - | - | - | - | -   |
| J26  | LIN*     | -  | -     | -     | -   | -   | -     | -  | - | - | - | - | -   |
| J28  | USI*     | -  | -     | -     | -   | -   | -     | -  | - | - | - | - | -   |
| F2   | at SIUE* | -  | -     | -     | -   | -   | -     | -  | - | - | - | - | -   |
| F4   | at LIN*  | -  | -     | -     | -   | -   | -     | -  | - | - | - | - | -   |
| F9   | at EIU*  | -  | -     | -     | -   | -   | -     | -  | - | - | - | - | -   |
| F11  | LR*      | -  | -     | -     | -   | -   | -     | -  | - | - | - | - | -   |
| F16  | SIUE*    | -  | -     | -     | -   | -   | -     | -  | - | - | - | - | -   |
| F18  | at TTU*  | -  | -     | -     | -   | -   | -     | -  | - | - | - | - | -   |
| F23  | TSU*     | -  | -     | -     | -   | -   | -     | -  | - | - | - | - | -   |
| F25  | at MOR*  | -  | -     | -     | -   | -   | -     | -  | - | - | - | - | -   |

## PIPKIN CAREER STATISTICS

| Year    | GP | GS | Min  | Avg  | Total | 3-Point | F-Throw | Rebounds   | PF  | Ast  | TO  | Blk | Stl   | Scoring |
|---------|----|----|------|------|-------|---------|---------|------------|-----|------|-----|-----|-------|---------|
|         |    |    |      |      | FG    | FGA     | Pct     | FT         | FTA | Pct  | Off | Def | Tot   | Pts     |
| 2017-18 | -  | -  | -    | -    | -     | -       | -       | Redshirted | -   | -    | -   | -   | -     | -       |
| 2018-19 | 3  | 3  | 55   | 18.3 | 4     | 16      | .250    | 0          | 7   | .000 | 0   | 0   | 0.000 | 8       |
| 2019-20 | -  | -  | -    | -    | -     | -       | -       | Injured    | -   | -    | -   | -   | -     | -       |
| 2020-21 | 26 | 25 | 687  | 26.4 | 65    | 159     | .409    | 29         | 75  | .387 | 30  | 41  | .732  | 189     |
| 2021-22 | 28 | 28 | 914  | 32.6 | 113   | 288     | .392    | 38         | 113 | .336 | 80  | 97  | .825  | 344     |
| 2022-23 | 12 | 9  | 361  | 30.1 | 48    | 114     | .421    | 18         | 50  | .360 | 17  | 23  | .739  | 131     |
| TOTAL   | 69 | 65 | 2017 | 29.2 | 230   | 577     | .399    | 85         | 245 | .347 | 127 | 161 | .789  | 672     |
|         |    |    |      |      |       |         |         |            |     |      |     |     |       | 9.7     |

33

## JOSIE STOREY

G | 5-10 | Fr. | Mountain View, Ark. | Mountain View HS



## SEASON HIGHS

|          |   |
|----------|---|
| Points   | 15 vs. Morehead State (12/31/22)        |
| FG Made  | 5 vs. Morehead State (12/31/22)         |
| FG Att.  | 10 vs. Morehead State (12/31/22)        |
| 3PG Made | 4 vs. Morehead State (12/31/22)         |
| 3FG Att. | 7 vs. Morehead State (12/31/22)         |
| FT Made  | 2 vs. Purdue Fort Wayne (11/23/22)      |
| FT Att.  | 2, 2x, at South Dakota State (12/12/22) |
| Rebounds | 4 vs. Morehead State (12/31/22)         |
| Assists  | 5 at South Dakota (12/14/22)            |
| Steals   | 4 vs. Morehead State (12/31/22)         |
| Blocks   | 1 at Missouri State (12/17/22)          |
| Minutes  | 37 vs. Morehead State (12/31/22)        |

## CAREER HIGHS

|          |   |
|----------|---|
| Points   | 15 vs. Morehead State (12/31/22)        |
| FG Made  | 5 vs. Morehead State (12/31/22)         |
| FG Att.  | 10 vs. Morehead State (12/31/22)        |
| 3PG Made | 4 vs. Morehead State (12/31/22)         |
| 3FG Att. | 7 vs. Morehead State (12/31/22)         |
| FT Made  | 2 vs. Purdue Fort Wayne (11/23/22)      |
| FT Att.  | 2, 2x, at South Dakota State (12/12/22) |
| Rebounds | 4 vs. Morehead State (12/31/22)         |
| Assists  | 5 at South Dakota (12/14/22)            |
| Steals   | 4 vs. Morehead State (12/31/22)         |
| Blocks   | 1 at Missouri State (12/17/22)          |
| Minutes  | 37 vs. Morehead State (12/31/22)        |

## MISCELLANEOUS CAREER STATISTICS

|                        |    |                |   |
|------------------------|----|----------------|---|
| Games Played           | 13 | Double-Doubles | 0 |
| Games Started          | 4  | 10+ Points     | 1 |
| Led Team In Scoring    | 1  | 20+ Points     | 0 |
| Led Team In Rebounding | 0  | 5+ Rebounds    | 0 |
| Led Team In Assists    | 1  | 10+ Rebounds   | 0 |
| Led Team In Steals     | 1  | 5+ Assists     | 1 |
| Led Team In Blocks     | 0  | 3+ Steals      | 2 |

## STOREY GAME-BY-GAME STATISTICS

| Date | Opp      | GS | Min   | FG   | 3FG | FT  | O-D-R | PF | A | T | S | B | PTS |
|------|----------|----|-------|------|-----|-----|-------|----|---|---|---|---|-----|
| N10  | TROY     |    | 3:37  | 0-0  | 0-0 | 0-0 | 0-1-1 | 1  | 1 | 0 | 0 | 0 | 0   |
| N14  | ASU      |    | 7:20  | 0-3  | 0-3 | 0-0 | 0-1-1 | 0  | 0 | 0 | 1 | 0 | 0   |
| N17  | at MIZ   |    | 6:52  | 3-4  | 3-4 | 0-0 | 0-1-1 | 1  | 1 | 1 | 0 | 0 | 9   |
| N21  | vs MAR   |    | 16:24 | 0-3  | 0-3 | 0-0 | 1-2-3 | 2  | 1 | 0 | 0 | 0 | 0   |
| N22  | vs NSU   |    | 22:50 | 2-6  | 1-5 | 0-0 | 0-0-0 | 2  | 1 | 1 | 3 | 0 | 5   |
| N23  | vs PFW   |    | 21:16 | 2-4  | 1-3 | 2-2 | 0-0-1 | 4  | 2 | 0 | 1 | 0 | 7   |
| N30  | MUR      |    | 4:58  | 0-2  | 0-2 | 0-0 | 0-0-0 | 0  | 0 | 0 | 1 | 0 | 0   |
| D4   | at VU    |    | 11:07 | 0-1  | 0-1 | 0-0 | 0-0-0 | 5  | 0 | 0 | 1 | 0 | 0   |
| D12  | at SDSU  | *  | 36:03 | 2-8  | 2-6 | 1-2 | 0-1-1 | 2  | 0 | 0 | 2 | 0 | 7   |
| D14  | at SD    | *  | 35:21 | 1-7  | 1-6 | 0-0 | 0-3-3 | 2  | 5 | 2 | 2 | 0 | 3   |
| D17  | at MOST  | *  | 27:49 | 2-8  | 0-4 | 2-2 | 0-0-0 | 5  | 0 | 2 | 1 | 1 | 6   |
| D29  | at LR*   |    | 11:20 | 0-1  | 0-1 | 0-0 | 0-0-0 | 2  | 0 | 1 | 0 | 0 | 0   |
| D31  | MOR*     | *  | 37:12 | 5-10 | 4-7 | 1-1 | 0-4-4 | 0  | 3 | 3 | 4 | 0 | 15  |
| J5   | SEMO*    | -  | -     | -    | -   | -   | -     | -  | - | - | - | - | -   |
| J7   | TTU*     | -  | -     | -    | -   | -   | -     | -  | - | - | - | - | -   |
| J12  | at TSU*  | -  | -     | -    | -   | -   | -     | -  | - | - | - | - | -   |
| J14  | at USI*  | -  | -     | -    | -   | -   | -     | -  | - | - | - | - | -   |
| J19  | at SEMO* | -  | -     | -    | -   | -   | -     | -  | - | - | - | - | -   |
| J21  | EIU*     | -  | -     | -    | -   | -   | -     | -  | - | - | - | - | -   |
| J26  | LIN*     | -  | -     | -    | -   | -   | -     | -  | - | - | - | - | -   |
| J28  | USI*     | -  | -     | -    | -   | -   | -     | -  | - | - | - | - | -   |
| F2   | at SIUE* | -  | -     | -    | -   | -   | -     | -  | - | - | - | - | -   |
| F4   | at LIN*  | -  | -     | -    | -   | -   | -     | -  | - | - | - | - | -   |
| F9   | at EIU*  | -  | -     | -    | -   | -   | -     | -  | - | - | - | - | -   |
| F11  | LR*      | -  | -     | -    | -   | -   | -     | -  | - | - | - | - | -   |
| F16  | SIUE*    | -  | -     | -    | -   | -   | -     | -  | - | - | - | - | -   |
| F18  | at TTU*  | -  | -     | -    | -   | -   | -     | -  | - | - | - | - | -   |
| F23  | TSU*     | -  | -     | -    | -   | -   | -     | -  | - | - | - | - | -   |
| F25  | at MOR*  | -  | -     | -    | -   | -   | -     | -  | - | - | - | - | -   |

## STOREY CAREER STATISTICS

| Year    | GP | GS | Min | Avg  | Total | 3-Point | F-Throw | Rebounds | PF  | Ast  | TO  | Blk | Stl  | Scoring |
|---------|----|----|-----|------|-------|---------|---------|----------|-----|------|-----|-----|------|---------|
|         |    |    |     |      | FG    | FGA     | Pct     | FT       | FTA | Pct  | Off | Def | Tot  | Pts     |
| 2022-23 | 13 | 4  | 240 | 18.5 | 17    | 57      | .298    | 12       | 45  | .267 | 6   | 7   | .857 | 52      |
| TOTAL   | 13 | 4  | 240 | 18.5 | 17    | 57      | .298    | 12       | 45  | .267 | 6   | 7   | .857 | 52      |
|         |    |    |     |      |       |         |         |          |     |      |     |     |      | 4.0     |



# PLAYER SUMMARIES



## KENLEY McCARN

G/F | 5-11 | Fr. | Melbourne, Ark. | Melbourne HS

### SEASON HIGHS

|          |                                |
|----------|--------------------------------|
| Points   | 31 vs. Troy (11/10/22)         |
| FG Made  | 12 vs. Troy (11/10/22)         |
| FG Att.  | 19, 2x, at Missouri (11/17/22) |
| 3PG Made | 2, 2x, vs. Marshall (11/21/22) |
| 3FG Att. | 6 at Missouri (11/17/22)       |
| FT Made  | 8 at Missouri (11/17/22)       |
| FT Att.  | 9 at Missouri (11/17/22)       |
| Rebounds | 7 at Missouri (11/17/22)       |
| Assists  | 2 vs. Marshall (11/21/22)      |
| Steals   | 2, 2x, vs. Marshall (11/21/22) |
| Blocks   | 2 vs. Troy (11/10/22)          |
| Minutes  | 38 vs. Troy (11/10/22)         |

### CAREER HIGHS

|          |                                |
|----------|--------------------------------|
| Points   | 31 vs. Troy (11/10/22)         |
| FG Made  | 12 vs. Troy (11/10/22)         |
| FG Att.  | 19, 2x, at Missouri (11/17/22) |
| 3PG Made | 2, 2x, vs. Marshall (11/21/22) |
| 3FG Att. | 6 at Missouri (11/17/22)       |
| FT Made  | 8 at Missouri (11/17/22)       |
| FT Att.  | 9 at Missouri (11/17/22)       |
| Rebounds | 7 at Missouri (11/17/22)       |
| Assists  | 2 vs. Marshall (11/21/22)      |
| Steals   | 2, 2x, vs. Marshall (11/21/22) |
| Blocks   | 2 vs. Troy (11/10/22)          |
| Minutes  | 38 vs. Troy (11/10/22)         |

### MISCELLANEOUS CAREER STATISTICS

|                        |   |                |   |
|------------------------|---|----------------|---|
| Games Played           | 4 | Double-Doubles | 0 |
| Games Started          | 3 | 10+ Points     | 4 |
| Led Team In Scoring    | 3 | 20+ Points     | 1 |
| Led Team In Rebounding | 0 | 5+ Rebounds    | 1 |
| Led Team In Assists    | 0 | 10+ Rebounds   | 0 |
| Led Team In Steals     | 2 | 5+ Assists     | 0 |
| Led Team In Blocks     | 1 | 3+ Steals      | 0 |

### McCARN GAME-BY-GAME STATISTICS

| Date | Opp      | GS | Min   | FG    | 3FG | FT  | O-D-R | PF | A | T | S | B | PTS |
|------|----------|----|-------|-------|-----|-----|-------|----|---|---|---|---|-----|
| N10  | TROY     | *  | 37:58 | 12-19 | 1-4 | 6-6 | 2-1-3 | 2  | 1 | 6 | 0 | 2 | 31  |
| N14  | ASU      | *  | 37:24 | 7-17  | 2-5 | 3-3 | 1-3-4 | 1  | 1 | 0 | 1 | 1 | 19  |
| N17  | at MIZ   | *  | 38:07 | 5-19  | 1-6 | 4-4 | 0-7-7 | 2  | 0 | 2 | 2 | 0 | 15  |
| N21  | vs MAR   |    | 20:12 | 4-8   | 2-5 | 4-6 | 0-3-3 | 4  | 2 | 6 | 2 | 0 | 14  |
| N22  | vs NSU   | -  | -     | -     | -   | DNP | -     | -  | - | - | - | - | -   |
| N23  | vs PFW   | -  | -     | -     | -   | DNP | -     | -  | - | - | - | - | -   |
| N30  | MUR      | -  | -     | -     | -   | DNP | -     | -  | - | - | - | - | -   |
| D4   | at VU    | -  | -     | -     | -   | DNP | -     | -  | - | - | - | - | -   |
| D12  | at SDSU  | -  | -     | -     | -   | DNP | -     | -  | - | - | - | - | -   |
| D14  | at SD    | -  | -     | -     | -   | DNP | -     | -  | - | - | - | - | -   |
| D17  | at MOST  | -  | -     | -     | -   | DNP | -     | -  | - | - | - | - | -   |
| D29  | at LR*   | -  | -     | -     | -   | DNP | -     | -  | - | - | - | - | -   |
| D31  | MOR*     | -  | -     | -     | -   | DNP | -     | -  | - | - | - | - | -   |
| J5   | SEMO*    | -  | -     | -     | -   | -   | -     | -  | - | - | - | - | -   |
| J7   | TTU*     | -  | -     | -     | -   | -   | -     | -  | - | - | - | - | -   |
| J12  | at TSU*  | -  | -     | -     | -   | -   | -     | -  | - | - | - | - | -   |
| J14  | at USI*  | -  | -     | -     | -   | -   | -     | -  | - | - | - | - | -   |
| J19  | at SEMO* | -  | -     | -     | -   | -   | -     | -  | - | - | - | - | -   |
| J21  | EIU*     | -  | -     | -     | -   | -   | -     | -  | - | - | - | - | -   |
| J26  | LIN*     | -  | -     | -     | -   | -   | -     | -  | - | - | - | - | -   |
| J28  | USI*     | -  | -     | -     | -   | -   | -     | -  | - | - | - | - | -   |
| F2   | at SIUE* | -  | -     | -     | -   | -   | -     | -  | - | - | - | - | -   |
| F4   | at LIN*  | -  | -     | -     | -   | -   | -     | -  | - | - | - | - | -   |
| F9   | at EIU*  | -  | -     | -     | -   | -   | -     | -  | - | - | - | - | -   |
| F11  | LR*      | -  | -     | -     | -   | -   | -     | -  | - | - | - | - | -   |
| F16  | SIUE*    | -  | -     | -     | -   | -   | -     | -  | - | - | - | - | -   |
| F18  | at TTU*  | -  | -     | -     | -   | -   | -     | -  | - | - | - | - | -   |
| F23  | TSU*     | -  | -     | -     | -   | -   | -     | -  | - | - | - | - | -   |
| F25  | at MOR*  | -  | -     | -     | -   | -   | -     | -  | - | - | - | - | -   |

### McCARN CAREER STATISTICS

|         |    |    |     | Total |    |     | 3-Point |    |     | F-Throw |    |     | Rebounds |     |     |     |     |    |     |    |     | Scoring |     |      |
|---------|----|----|-----|-------|----|-----|---------|----|-----|---------|----|-----|----------|-----|-----|-----|-----|----|-----|----|-----|---------|-----|------|
| Year    | GP | GS | Min | Avg   | FG | FGA | Pct     | FG | FGA | Pct     | FT | FTA | Pct      | Off | Def | Tot | Avg | PF | Ast | TO | Blk | Stl     | Pts | Avg  |
| 2022-23 | 4  | 3  | 134 | 33.5  | 28 | 63  | .444    | 6  | 20  | .300    | 17 | 19  | .895     | 3   | 14  | 17  | 4.3 | 9  | 4   | 14 | 3   | 5       | 79  | 19.8 |
| TOTAL   | 4  | 3  | 134 | 33.5  | 28 | 63  | .444    | 6  | 20  | .300    | 17 | 19  | .895     | 3   | 14  | 17  | 4.3 | 9  | 4   | 14 | 3   | 5       | 79  | 19.8 |



### CATEGORY LEADERS

| POINTS          | G  | Pts | Pts/G |
|-----------------|----|-----|-------|
| S. Currie-Jelks | 13 | 170 | 13.1  |
| Paige Pipkin    | 12 | 131 | 10.9  |
| Seygan Robins   | 13 | 111 | 8.5   |
| Shae Littleford | 10 | 95  | 9.5   |
| Anaya Brown     | 13 | 80  | 6.2   |

| FG PERCENTAGE   | FG | ATT | Pct  |
|-----------------|----|-----|------|
| S. Currie-Jelks | 73 | 145 | .503 |
| Diamond Cannon  | 9  | 19  | .474 |
| Kenley McCarn   | 28 | 63  | .444 |
| Paige Pipkin    | 48 | 114 | .421 |
| Shae Littleford | 33 | 84  | .393 |

| FIELD GOAL ATT  | G  | Att | Att/G |
|-----------------|----|-----|-------|
| S. Currie-Jelks | 13 | 145 | 11.2  |
| Paige Pipkin    | 12 | 114 | 9.5   |
| Seygan Robins   | 13 | 91  | 7.0   |
| Shae Littleford | 10 | 84  | 8.4   |
| Anaya Brown     | 13 | 66  | 5.1   |

| FIELD GOALS     | G  | Made | M/G |
|-----------------|----|------|-----|
| S. Currie-Jelks | 13 | 73   | 5.6 |
| Paige Pipkin    | 12 | 48   | 4.0 |
| Seygan Robins   | 13 | 34   | 2.6 |
| Shae Littleford | 10 | 33   | 3.3 |
| Kenley McCarn   | 4  | 28   | 7.0 |

| 3-POINT %     | 3FG | ATT | Pct  |
|---------------|-----|-----|------|
| Anaya Brown   | 11  | 23  | .478 |
| Seygan Robins | 27  | 61  | .443 |
| Paige Pipkin  | 18  | 50  | .360 |
| Lexi Rubel    | 3   | 9   | .333 |
| Kenley McCarn | 6   | 20  | .300 |

| 3-POINT FG ATT  | G  | Att | Att/G |
|-----------------|----|-----|-------|
| Seygan Robins   | 13 | 61  | 4.7   |
| Paige Pipkin    | 12 | 50  | 4.2   |
| Josie Storey    | 13 | 45  | 3.5   |
| Shae Littleford | 10 | 31  | 3.1   |
| Anaya Brown     | 13 | 23  | 1.8   |

| 3-POINT FGS     | G  | Made | M/G |
|-----------------|----|------|-----|
| Seygan Robins   | 13 | 27   | 2.1 |
| Paige Pipkin    | 12 | 18   | 1.5 |
| Josie Storey    | 13 | 12   | 0.9 |
| Anaya Brown     | 13 | 11   | 0.8 |
| Shae Littleford | 10 | 9    | 0.9 |

| FT %            | FT | ATT | Pct  |
|-----------------|----|-----|------|
| Seygan Robins   | 16 | 17  | .941 |
| Kenley McCarn   | 17 | 19  | .895 |
| Shae Littleford | 20 | 23  | .870 |
| Josie Storey    | 6  | 7   | .857 |
| Lexi Rubel      | 11 | 14  | .786 |

| FREE THROW ATT  | G  | Att | Att/G |
|-----------------|----|-----|-------|
| S. Currie-Jelks | 13 | 32  | 2.5   |
| Anaya Brown     | 13 | 32  | 2.5   |
| Shae Littleford | 10 | 23  | 2.3   |
| Paige Pipkin    | 12 | 23  | 1.9   |
| Kenley McCarn   | 4  | 19  | 4.8   |

| FREE THROWS     | G  | Made | M/G |
|-----------------|----|------|-----|
| Anaya Brown     | 13 | 23   | 1.8 |
| S. Currie-Jelks | 13 | 21   | 1.6 |
| Shae Littleford | 10 | 20   | 2.0 |
| Kenley McCarn   | 4  | 17   | 4.3 |
| Paige Pipkin    | 12 | 17   | 1.4 |

| REBOUNDS        | G  | Reb | Reb/G |
|-----------------|----|-----|-------|
| S. Currie-Jelks | 13 | 86  | 6.6   |
| Anaya Brown     | 13 | 67  | 5.2   |
| Lexi Rubel      | 10 | 40  | 4.0   |
| Paige Pipkin    | 12 | 30  | 2.5   |
| Shae Littleford | 10 | 30  | 3.0   |

| ASSISTS         | G  | No. | A/G |
|-----------------|----|-----|-----|
| Seygan Robins   | 13 | 34  | 2.6 |
| Shae Littleford | 10 | 34  | 3.4 |
| Paige Pipkin    | 12 | 27  | 2.3 |
| Josie Storey    | 13 | 15  | 1.2 |
| Lexi Rubel      | 10 | 11  | 1.1 |

| STEALS          | G  | No. | S/G |
|-----------------|----|-----|-----|
| Seygan Robins   | 13 | 25  | 1.9 |
| Josie Storey    | 13 | 16  | 1.2 |
| Shae Littleford | 10 | 15  | 1.5 |
| Paige Pipkin    | 12 | 13  | 1.1 |
| S. Currie-Jelks | 13 | 11  | 0.8 |

| OFFENSIVE REB   | G  | No. | Avg/G |
|-----------------|----|-----|-------|
| S. Currie-Jelks | 13 | 25  | 1.9   |
| Anaya Brown     | 13 | 15  | 1.2   |
| Lexi Rubel      | 10 | 15  | 1.5   |
| Shae Littleford | 10 | 7   | 0.7   |
| Paige Pipkin    | 12 | 6   | 0.5   |

| DEFENSIVE REB   | G  | No. | Avg/G |
|-----------------|----|-----|-------|
| S. Currie-Jelks | 13 | 61  | 4.7   |
| Anaya Brown     | 13 | 52  | 4.0   |
| Seygan Robins   | 13 | 25  | 1.9   |
| Lexi Rubel      | 10 | 25  | 2.5   |
| Paige Pipkin    | 12 | 24  | 2.0   |

| BLOCKED SHOTS   | G  | No. | Blk/G |
|-----------------|----|-----|-------|
| S. Currie-Jelks | 13 | 11  | 0.8   |
| Anaya Brown     | 13 | 7   | 0.5   |
| Lexi Rubel      | 10 | 5   | 0.5   |
| Paige Pipkin    | 12 | 3   | 0.3   |
| Kenley McCarn   | 4  | 3   | 0.8   |

| MINUTES         | G  | No. | Min/G |
|-----------------|----|-----|-------|
| Seygan Robins   | 13 | 402 | 30.9  |
| S. Currie-Jelks | 13 | 365 | 28.1  |
| Paige Pipkin    | 12 | 361 | 30.1  |
| Anaya Brown     | 13 | 335 | 25.8  |
| Shae Littleford | 10 | 325 | 32.5  |

# TEAM GAME-BY-GAME

| Opponent             | Date     | Score | W/L | Total |     |      | 3-Pointers |     |      | Free Throws |     |       | Rebounds |     |     |      | PF  | A   | TO  | Blk | Stl | Pts | Avg  |
|----------------------|----------|-------|-----|-------|-----|------|------------|-----|------|-------------|-----|-------|----------|-----|-----|------|-----|-----|-----|-----|-----|-----|------|
|                      |          |       |     | FG    | FGA | Pct  | 3FG        | FGA | Pct  | FT          | FTA | Pct   | Off      | Def | Tot | Avg  |     |     |     |     |     |     |      |
| TROY                 | 11/10/22 | 84-89 | L   | 31    | 55  | .564 | 8          | 20  | .400 | 14          | 17  | .824  | 8        | 30  | 38  | 38.0 | 20  | 13  | 29  | 3   | 6   | 84  | 84.0 |
| ARKANSAS ST.         | 11/14/22 | 73-54 | W   | 26    | 65  | .400 | 6          | 18  | .333 | 15          | 20  | .750  | 14       | 26  | 40  | 39.0 | 10  | 11  | 6   | 3   | 7   | 73  | 78.5 |
| at Missouri          | 11/17/22 | 55-60 | L   | 19    | 51  | .373 | 9          | 19  | .474 | 8           | 9   | .889  | 4        | 25  | 29  | 35.7 | 16  | 7   | 17  | 1   | 6   | 55  | 70.7 |
| vs Marshall          | 11/21/22 | 57-70 | L   | 20    | 54  | .370 | 9          | 24  | .375 | 8           | 12  | .667  | 8        | 18  | 26  | 33.2 | 18  | 12  | 15  | 1   | 7   | 57  | 67.2 |
| vs Norfolk St.       | 11/22/22 | 55-70 | L   | 17    | 50  | .340 | 6          | 22  | .273 | 15          | 17  | .882  | 7        | 11  | 18  | 30.2 | 19  | 11  | 20  | 0   | 12  | 55  | 64.8 |
| vs Purdue Fort Wayne | 11/23/22 | 81-51 | W   | 30    | 55  | .545 | 7          | 16  | .438 | 14          | 16  | .875  | 8        | 30  | 38  | 31.5 | 13  | 15  | 19  | 3   | 9   | 81  | 67.5 |
| MURRAY ST.           | 11/30/22 | 52-71 | L   | 19    | 56  | .339 | 4          | 19  | .211 | 10          | 16  | .625  | 7        | 15  | 22  | 30.1 | 15  | 13  | 14  | 8   | 13  | 52  | 65.3 |
| at Vanderbilt        | 12/04/22 | 66-54 | W   | 26    | 58  | .448 | 10         | 26  | .385 | 4           | 4   | 1.000 | 11       | 16  | 27  | 29.8 | 23  | 16  | 16  | 1   | 9   | 66  | 65.4 |
| at South Dakota St.  | 12/12/22 | 36-75 | L   | 14    | 47  | .298 | 5          | 23  | .217 | 3           | 7   | .429  | 4        | 17  | 21  | 28.8 | 18  | 7   | 18  | 1   | 9   | 36  | 62.1 |
| at South Dakota      | 12/14/22 | 67-61 | W   | 23    | 54  | .426 | 8          | 22  | .364 | 13          | 15  | .867  | 4        | 27  | 31  | 29.0 | 17  | 17  | 14  | 4   | 6   | 67  | 62.6 |
| at Missouri St.      | 12/17/22 | 59-68 | L   | 21    | 57  | .368 | 3          | 18  | .167 | 14          | 18  | .778  | 9        | 22  | 31  | 29.2 | 22  | 5   | 18  | 3   | 9   | 59  | 62.3 |
| at Little Rock       | 12/29/22 | 44-45 | L   | 16    | 44  | .364 | 5          | 12  | .417 | 7           | 11  | .636  | 6        | 28  | 34  | 29.6 | 13  | 10  | 15  | 1   | 2   | 44  | 60.8 |
| MOREHEAD ST.         | 12/31/22 | 63-48 | W   | 22    | 55  | .400 | 10         | 26  | .385 | 9           | 9   | 1.000 | 12       | 23  | 35  | 30.0 | 8   | 15  | 16  | 4   | 16  | 63  | 60.9 |
| UT Martin            |          | 792   |     | 284   | 701 | .405 | 90         | 265 | .340 | 134         | 171 | .784  | 102      | 288 | 390 | 30.0 | 212 | 152 | 217 | 33  | 111 | 792 | 60.9 |
| Opponents            |          | 816   |     | 290   | 698 | .415 | 93         | 273 | .341 | 143         | 205 | .698  | 142      | 327 | 469 | 36.1 | 202 | 189 | 237 | 39  | 115 | 816 | 62.8 |



## SPECIALTY TEAM STATS

| Date    | Opponent              | Result   | POINTS IN THE PAINT |      |       | POINTS OFF TURNOVERS |      |       | 2ND CHANCE POINTS |      |       | FAST BREAK POINTS |      |       | BENCH POINTS |      |       |
|---------|-----------------------|----------|---------------------|------|-------|----------------------|------|-------|-------------------|------|-------|-------------------|------|-------|--------------|------|-------|
|         |                       |          | UTM                 | OPP. | DIFF. | UTM                  | OPP. | DIFF. | UTM               | OPP. | DIFF. | UTM               | OPP. | DIFF. | UTM          | OPP. | DIFF. |
| Nov. 10 | TROY                  | L, 89-84 | 36                  | 32   | +4    | 6                    | 32   | -26   | 14                | 20   | -6    | 8                 | 17   | -9    | 17           | 40   | -23   |
| Nov. 14 | ARKANSAS STATE        | W, 73-54 | 40                  | 12   | +28   | 23                   | 5    | +18   | 12                | 6    | +6    | 8                 | 4    | +4    | 26           | 12   | +14   |
| Nov. 17 | at Missouri           | L, 60-55 | 18                  | 26   | -8    | 11                   | 15   | -4    | 5                 | 3    | +2    | 0                 | 7    | -7    | 23           | 25   | -2    |
| Nov. 21 | vs. Marshall          | L, 70-57 | 14                  | 36   | -22   | 7                    | 17   | -10   | 4                 | 9    | -5    | 6                 | 12   | -6    | 25           | 13   | +12   |
| Nov. 22 | vs. Norfolk State     | L, 70-55 | 18                  | 42   | -24   | 22                   | 19   | +3    | 4                 | 21   | -17   | 7                 | 0    | +7    | 15           | 2    | +13   |
| Nov. 23 | vs. Purdue Fort Wayne | W, 81-51 | 40                  | 20   | +20   | 22                   | 13   | +9    | 12                | 7    | +5    | 15                | 2    | +13   | 22           | 25   | -3    |
| Nov. 30 | MURRAY STATE          | L, 71-52 | 24                  | 28   | -4    | 10                   | 8    | +2    | 10                | 0    | +10   | 3                 | 10   | -7    | 7            | 19   | -12   |
| Dec. 4  | at Vanderbilt         | W, 66-54 | 28                  | 14   | +14   | 28                   | 11   | +17   | 9                 | 5    | +4    | 5                 | 2    | +3    | 3            | 20   | -17   |
| Dec. 12 | at South Dakota State | L, 75-36 | 12                  | 26   | -14   | 4                    | 20   | -16   | 5                 | 7    | -2    | 0                 | 6    | -6    | 2            | 34   | -32   |
| Dec. 14 | at South Dakota       | W, 67-61 | 26                  | 24   | +2    | 11                   | 10   | +1    | 5                 | 7    | -2    | 5                 | 8    | -3    | 2            | 21   | -19   |
| Dec. 17 | at Missouri State     | L, 68-59 | 28                  | 38   | -10   | 13                   | 19   | -6    | 11                | 19   | -8    | 6                 | 1    | +5    | 4            | 27   | -23   |
| Dec. 29 | at Little Rock*       | L, 45-44 | 18                  | 24   | -6    | 6                    | 10   | -4    | 5                 | 7    | -2    | 2                 | 9    | -7    | 2            | 14   | -12   |
| Dec. 31 | MOREHEAD STATE*       | W, 63-48 | 20                  | 22   | -2    | 23                   | 6    | +17   | 6                 | 7    | -1    | 14                | 9    | +5    | 5            | 31   | -26   |



Troy at UT Martin  
11/10/22 | 6 pm at Elam Center - Martin, Tenn.

## Troy 89 • 2-0

| ##      | Player                | GS | MIN | FG    | 3PT   | FT    | O-B-T    | PF | A  | T  | B | S  | PTS |
|---------|-----------------------|----|-----|-------|-------|-------|----------|----|----|----|---|----|-----|
| 05      | Jada Walton           | *  | 24  | 7-15  | 2-7   | 2-2   | 1-6-7    | 0  | 4  | 1  | 2 | 18 |     |
| 10      | Tai'Sheka Porchia     | *  | 29  | 6-15  | 0-1   | 2-2   | 9-2-11   | 1  | 0  | 1  | 0 | 14 |     |
| 03      | Makayia Hallmon       | *  | 22  | 4-13  | 1-5   | 0-0   | 1-0-1    | 3  | 3  | 3  | 1 | 9  |     |
| 22      | Sharonica Hartsfield* | *  | 32  | 2-8   | 0-3   | 2-4   | 3-1-4    | 3  | 10 | 3  | 0 | 8  | 6   |
| 02      | Felmas Koranga        | *  | 18  | 1-4   | 0-0   | 0-0   | 3-5-8    | 1  | 0  | 1  | 0 | 0  | 2   |
| 00      | Gabbi Cartagena       |    | 10  | 5-6   | 4-5   | 0-0   | 0-1-1    | 0  | 1  | 1  | 0 | 14 |     |
| 11      | Ja'Mia Hollings       |    | 15  | 3-4   | 0-1   | 3-5   | 2-0-2    | 4  | 1  | 1  | 0 | 1  | 9   |
| 04      | Jashanti Simmons      |    | 14  | 1-5   | 1-3   | 3-6   | 2-0-2    | 1  | 1  | 0  | 0 | 2  | 6   |
| 01      | Mary Delgado          |    | 12  | 2-7   | 2-5   | 0-0   | 0-1-1    | 2  | 0  | 2  | 0 | 1  | 6   |
| 23      | Shaniah Nunn          |    | 7   | 0-5   | 0-3   | 3-4   | 0-0-0    | 1  | 0  | 0  | 0 | 1  | 3   |
| 20      | Janeen Camp           |    | 6   | 1-2   | 0-0   | 0-0   | 2-1-3    | 3  | 1  | 0  | 0 | 0  | 2   |
| 21      | Ke'Ajia Williams      |    | 11  | 0-0   | 0-0   | 0-0   | 2-2-4    | 2  | 0  | 0  | 0 | 1  | 0   |
| TM TEAM |                       |    | 0   | 0-0   | 0-0   | 0-0   | 0-0-0    | 0  | 0  | 0  | 0 | 0  | 0   |
| Totals  |                       | -  | 200 | 32-84 | 10-33 | 15-23 | 25-19-44 | 21 | 21 | 13 | 2 | 19 | 89  |

## UT Martin 84 • 0-1

| ##      | Player          | GS | MIN | FG    | 3PT  | FT    | O-B-T   | PF | A  | T  | B | S | PTS |
|---------|-----------------|----|-----|-------|------|-------|---------|----|----|----|---|---|-----|
| 44      | Kenley McCarn   | *  | 38  | 12-19 | 1-4  | 6-6   | 2-1-3   | 2  | 1  | 6  | 2 | 0 | 31  |
| 23      | S. Currie-Jelks | *  | 33  | 7-9   | 0-0  | 0-0   | 4-11-15 | 3  | 0  | 2  | 1 | 0 | 14  |
| 05      | Seygan Robins   | *  | 31  | 5-12  | 4-8  | 0-0   | 0-1-1   | 0  | 0  | 8  | 0 | 1 | 14  |
| 11      | Shae Littleford | *  | 25  | 1-3   | 0-0  | 6-6   | 1-4-5   | 4  | 5  | 2  | 0 | 4 | 8   |
| 12      | Lexi Rubel      | *  | 12  | 0-0   | 0-0  | 0-0   | 0-1-1   | 1  | 0  | 2  | 0 | 0 | 0   |
| 25      | Paige Pipkin    | *  | 24  | 5-9   | 2-6  | 2-5   | 1-4-5   | 2  | 4  | 4  | 0 | 0 | 14  |
| 04      | Anaya Brown     |    | 27  | 1-2   | 1-2  | 0-0   | 0-3-3   | 3  | 2  | 4  | 0 | 1 | 3   |
| 03      | Diamond Cannon  |    | 6   | 0-1   | 0-0  | 0-0   | 0-1-1   | 4  | 0  | 1  | 0 | 0 | 0   |
| 33      | Josie Storey    |    | 4   | 0-0   | 0-0  | 0-0   | 0-1-1   | 1  | 1  | 0  | 0 | 0 | 0   |
| TM TEAM |                 |    | 0   | 0-0   | 0-0  | 0-0   | 0-3-3   | 0  | 0  | 0  | 0 | 0 | 0   |
| Totals  |                 | -  | 200 | 35-85 | 8-20 | 14-17 | 8-30-38 | 20 | 13 | 29 | 3 | 6 | 84  |

## Score by Periods

|           | 1st | 2nd | 3rd | 4th | Total |
|-----------|-----|-----|-----|-----|-------|
| Troy      | 18  | 18  | 22  | 31  | 89    |
| UT Martin | 17  | 20  | 21  | 26  | 84    |



Arkansas State at UT Martin  
11/14/22 | 6 pm at Elam Center - Martin, Tenn.

## Arkansas State 54 • 0-2

| ##      | Player            | GS | MIN | FG    | 3PT  | FT   | O-B-T   | PF | A  | T  | B | S | PTS |
|---------|-------------------|----|-----|-------|------|------|---------|----|----|----|---|---|-----|
| 11      | Mallyn Wilkerson  | *  | 35  | 5-10  | 4-8  | 0-0  | 0-2-2   | 2  | 0  | 5  | 0 | 0 | 14  |
| 23      | Izzy Higginbottom | *  | 38  | 3-12  | 2-7  | 2-2  | 0-5-5   | 2  | 5  | 2  | 1 | 0 | 10  |
| 15      | Annaleise Griffin | *  | 38  | 2-11  | 0-1  | 4-6  | 3-10-13 | 3  | 4  | 1  | 1 | 0 | 8   |
| 24      | Laurny Pendleton  | *  | 28  | 3-8   | 0-2  | 0-0  | 0-1-1   | 5  | 2  | 3  | 0 | 0 | 6   |
| 42      | Melodie Kapinga   | *  | 18  | 1-1   | 0-0  | 2-4  | 2-2-4   | 4  | 0  | 0  | 1 | 0 | 4   |
| 00      | Jade Upshaw       |    | 23  | 4-8   | 2-5  | 0-0  | 1-1-2   | 2  | 1  | 4  | 0 | 0 | 10  |
| 03      | Tierney Echols    |    | 4   | 1-1   | 0-0  | 0-0  | 0-1-1   | 1  | 0  | 1  | 0 | 0 | 2   |
| 30      | Kiayra Ellis      |    | 16  | 0-1   | 0-0  | 0-0  | 0-5-5   | 3  | 0  | 2  | 3 | 0 | 0   |
| TM TEAM |                   |    | 0   | 0-0   | 0-0  | 0-0  | 2-1-3   | 0  | 0  | 1  | 0 | 0 | 0   |
| Totals  |                   | -  | 200 | 19-52 | 8-23 | 8-12 | 8-28-36 | 22 | 12 | 19 | 6 | 0 | 54  |

## UT Martin 73 • 1-1

| ##      | Player          | GS | MIN | FG    | 3PT  | FT    | O-B-T    | PF | A  | T | B | S | PTS |
|---------|-----------------|----|-----|-------|------|-------|----------|----|----|---|---|---|-----|
| 11      | Shae Littleford | *  | 39  | 6-14  | 2-5  | 5-6   | 3-2-5    | 3  | 6  | 0 | 0 | 1 | 19  |
| 44      | Kenley McCarn   | *  | 38  | 7-17  | 2-5  | 3-3   | 1-3-4    | 1  | 1  | 0 | 1 | 1 | 19  |
| 12      | Lexi Rubel      | *  | 31  | 3-4   | 0-0  | 1-2   | 2-3-5    | 0  | 2  | 2 | 1 | 1 | 7   |
| 23      | S. Currie-Jelks | *  | 25  | 0-2   | 0-0  | 2-4   | 3-5-8    | 3  | 0  | 0 | 1 | 0 | 2   |
| 05      | Seygan Robins   | *  | 17  | 0-6   | 0-1  | 0-0   | 0-2-2    | 0  | 1  | 1 | 0 | 0 | 0   |
| 25      | Paige Pipkin    |    | 28  | 10-16 | 2-4  | 1-1   | 0-5-5    | 0  | 1  | 0 | 0 | 3 | 23  |
| 04      | Anaya Brown     |    | 15  | 0-3   | 0-0  | 3-4   | 2-4-6    | 3  | 0  | 1 | 0 | 0 | 3   |
| 33      | Josie Storey    |    | 7   | 0-3   | 0-3  | 0-0   | 0-1-1    | 0  | 0  | 0 | 0 | 1 | 0   |
| TM TEAM |                 |    | 0   | 0-0   | 0-0  | 0-0   | 3-1-4    | 0  | 0  | 2 | 0 | 0 | 0   |
| Totals  |                 | -  | 200 | 26-65 | 6-18 | 15-20 | 14-26-40 | 10 | 11 | 6 | 3 | 7 | 73  |

## Score by Periods

|              | 1st | 2nd | 3rd | 4th | Total |
|--------------|-----|-----|-----|-----|-------|
| Arkansas St. | 13  | 20  | 15  | 6   | 54    |
| UT Martin    | 11  | 16  | 20  | 26  | 73    |



UT Martin at Missouri  
11/17/22 | 7 pm at Mizzou Arena - Columbia, Mo.

## UT Martin 55 • 1-2

| ##      | Player          | GS | MIN | FG    | 3PT  | FT  | O-B-T   | PF | A | T  | B | S | PTS |
|---------|-----------------|----|-----|-------|------|-----|---------|----|---|----|---|---|-----|
| 44      | Kenley McCarn   | *  | 38  | 5-19  | 1-6  | 4-4 | 0-7-7   | 2  | 0 | 2  | 0 | 2 | 15  |
| 23      | S. Currie-Jelks | *  | 23  | 4-7   | 0-0  | 0-1 | 1-3-4   | 5  | 0 | 1  | 0 | 0 | 8   |
| 12      | Lexi Rubel      | *  | 28  | 2-4   | 0-0  | 0-0 | 1-2-3   | 1  | 1 | 4  | 1 | 0 | 4   |
| 05      | Seygan Robins   | *  | 28  | 1-3   | 1-2  | 0-0 | 0-0-0   | 2  | 1 | 1  | 0 | 0 | 3   |
| 11      | Shae Littleford | *  | 22  | 0-3   | 0-0  | 2-2 | 0-2-2   | 4  | 3 | 5  | 0 | 2 | 2   |
| 04      | Anaya Brown     |    | 27  | 3-5   | 3-4  | 0-0 | 0-8-8   | 0  | 0 | 0  | 0 | 0 | 9   |
| 33      | Josie Storey    |    | 6   | 3-4   | 3-4  | 0-0 | 0-1-1   | 1  | 1 | 1  | 0 | 0 | 9   |
| 25      | Paige Pipkin    |    | 28  | 1-6   | 1-3  | 2-2 | 0-1-1   | 1  | 1 | 2  | 0 | 2 | 5   |
| 00      | Sydnee Boykin   | +  | 0   | 0-0   | 0-0  | 0-0 | 0-0-0   | 0  | 0 | 0  | 0 | 0 | 0   |
| 03      | Diamond Cannon  | +  | 0   | 0-0   | 0-0  | 0-0 | 0-0-0   | 0  | 0 | 0  | 0 | 0 | 0   |
| TM TEAM |                 |    | 0   | 0-0   | 0-0  | 0-0 | 2-1-3   | 0  | 0 | 1  | 0 | 0 | 0   |
| Totals  |                 | -  | 200 | 19-51 | 9-19 | 8-9 | 4-25-29 | 16 | 7 | 17 | 1 | 6 | 55  |

## Missouri 60 • 5-0

| ##      | Player          | GS | MIN | FG    | 3PT  | FT    | O-B-T   | PF | A  | T  | B | S | PTS |
|---------|-----------------|----|-----|-------|------|-------|---------|----|----|----|---|---|-----|
| 43      | Hayley Frank    | *  | 36  | 4-11  | 2-7  | 5-6   | 1-5-6   | 1  | 3  | 4  | 0 | 2 | 15  |
| 01      | Lauren Hansen   | *  | 37  | 3-13  | 1-8  | 4-4   | 0-3-3   | 2  | 1  | 2  | 0 | 1 | 11  |
| 13      | Haley Troup     | *  | 31  | 3-7   | 1-3  | 2-2   | 1-2-3   | 2  | 2  | 4  | 0 | 1 | 9   |
| 10      | Katlyn Gilbert  | *  | 22  | 0-2   | 0-1  | 0-0   | 0-1-1   | 4  | 3  | 2  | 1 | 1 | 0   |
| 32      | Jayla Kelly     | *  | 6   | 0-1   | 0-0  | 0-0   | 0-1-1   | 1  | 0  | 3  | 1 | 0 | 0   |
| 02      | Sara-Rose Smith |    | 32  | 5-9   | 2-4  | 0-0   | 3-9-12  | 1  | 1  | 2  | 0 | 2 | 12  |
| 24      | Ashton Judd     |    | 23  | 5-7   | 0-2  | 1-2   | 1-5-6   | 4  | 1  | 0  | 0 | 1 | 11  |
| 20      | Sarah Linthacum |    | 13  | 1-2   | 0-0  | 0-0   | 1-1-2   | 1  | 1  | 0  | 0 | 0 | 2   |
| TM TEAM |                 |    | 0   | 0-0   | 0-0  | 0-0   | 0-2-2   | 0  | 0  | 0  | 0 | 0 | 0   |
| Totals  |                 | -  | 200 | 21-52 | 6-25 | 12-14 | 7-29-36 | 15 | 12 | 17 | 2 | 8 | 60  |

## Score by Periods

|           | 1st | 2nd | 3rd | 4th | Total |
|-----------|-----|-----|-----|-----|-------|
| UT Martin | 15  | 11  | 9   | 20  | 55    |
| Missouri  | 13  | 12  | 14  | 21  | 60    |



Marshall vs UT Martin  
11/21/22 | 7 pm at Enmarket Arena - Savannah, Ga.

## Marshall 70 • 2-1

| ##      | Player             | GS | MIN | FG    | 3PT  | FT    | O-B-T    | PF | A  | T  | B | S  | PTS |
|---------|--------------------|----|-----|-------|------|-------|----------|----|----|----|---|----|-----|
| 02      | Roshala Scott      | *  | 32  | 7-10  | 5-7  | 0-1   | 2-6-8    | 1  | 4  | 5  | 1 | 0  | 19  |
| 04      | Abby Beeman        | *  | 36  | 4-9   | 1-2  | 7-7   | 1-6-7    | 1  | 5  | 2  | 0 | 3  | 16  |
| 25      | Mahogany Matthews* | *  | 30  | 1-10  | 0-0  | 2-3   | 1-1-2    | 3  | 0  | 1  | 2 | 2  | 16  |
| 00      | Kia Silvius        | *  | 30  | 7-13  | 0-0  | 4-6   | 1-5-6    | 1  | 2  | 1  | 0 | 3  | 6   |
| 01      | Kendall Miller     | *  | 15  | 0-1   | 0-0  | 0-0   | 0-2-2    | 0  | 1  | 3  | 0 | 0  | 0   |
| 15      | Sydni Scott        |    | 22  | 4-12  | 0-5  | 0-0   | 2-1-3    | 3  | 2  | 0  | 1 | 2  | 8   |
| 22      | Ashley Tudor       |    | 14  | 1-2   | 1-1  | 0-0   | 0-4-4    | 3  | 1  | 2  | 0 | 0  | 3   |
| 21      | Terah Harness      |    | 12  | 1-3   | 0-2  | 0-0   | 1-2-3    | 0  | 0  | 1  | 0 | 0  | 2   |
| 23      | Meredith Maier     |    | 4   | 0-1   | 0-1  | 0-0   | 2-1-3    | 0  | 0  | 1  | 1 | 0  | 0   |
| 20      | Peyton Ilderton    |    | 3   | 0-1   | 0-1  | 0-0   | 0-0-0    | 0  | 0  | 1  | 0 | 0  | 0   |
| 05      | Samantha Lafon     |    | 2   | 0-0   | 0-0  | 0-0   | 0-0-0    | 2  | 0  | 0  | 0 | 0  | 0   |
| TM TEAM |                    |    | 0   | 0-0   | 0-0  | 0-0   | 0-0-0    | 0  | 0  | 1  | 0 | 0  | 0   |
| Totals  |                    | -  | 200 | 25-52 | 7-19 | 13-17 | 10-28-38 | 14 | 15 | 18 | 5 | 10 | 70  |

## UT Martin 57 • 1-3

| ##      | Player          | GS | MIN | FG    | 3PT  | FT   | O-B-T   | PF | A  | T  | B | S | PTS |
|---------|-----------------|----|-----|-------|------|------|---------|----|----|----|---|---|-----|
| 23      | S. Currie-Jelks | *  | 29  | 5-12  | 1-2  | 1-2  | 2-3-5   | 2  | 0  | 3  | 0 | 1 | 12  |
| 25      | Paige Pipkin    | *  | 23  | 3-6   | 2-3  | 0-0  | 0-1-1   | 1  | 4  | 0  | 0 | 1 | 8   |
| 12      | Lexi Rubel      | *  | 21  | 2-4   | 1-1  | 2-2  | 2-4-6   | 1  | 1  | 2  | 0 | 0 | 7   |
| 00      | Sydnee Boykin   | *  | 15  | 2-6   | 1-4  | 0-0  | 0-0-0   | 1  | 0  | 1  | 0 | 0 | 5   |
| 11      | Shae Littleford | *  | 26  | 0-5   | 0-2  | 0-0  | 0-1-1   | 2  | 3  | 2  | 0 | 0 | 0   |
| 44      | Kenley McCarn   |    | 20  | 4-8   | 2-5  | 4-6  | 0-3-3   | 4  | 2  | 6  | 0 | 2 | 14  |
| 04      | Anaya Brown     |    | 19  | 3-6   | 1-2  | 1-2  | 1-1-2   | 4  | 0  | 0  | 1 | 0 | 8   |
| 05      | Seygan Robins   |    | 20  | 1-3   | 1-2  | 0-0  | 0-0-0   | 1  | 1  | 0  | 0 | 3 | 3   |
| 33      | Josie Storey    |    | 16  | 0-3   | 0-3  | 0-0  | 1-2-3   | 2  | 1  | 0  | 0 | 0 | 0   |
| 03      | Diamond Cannon  |    | 11  | 0-1   | 0-0  | 0-0  | 0-1-1   | 0  | 0  | 1  | 0 | 0 | 0   |
| TM TEAM |                 |    | 0   | 0-0   | 0-0  | 0-0  | 2-2-4   | 0  | 0  | 0  | 0 | 0 | 0   |
| Totals  |                 | -  | 200 | 20-54 | 9-24 | 8-12 | 8-18-26 | 18 | 12 | 15 | 1 | 7 | 57  |

## Score by Periods

|  | 1st | 2nd | 3rd | 4th | Total |
|--|-----|-----|-----|-----|-------|
|--|-----|-----|-----|-----|-------|





Murray State at UT Martin  
11/30/22 | 6 pm at Elam Center - Martin, Tenn.

**Murray State 71 • 4-1**

| ##     | Player              | GS | MIN | FG    | 3PT   | FT    | O-B-T   | PF | A  | T  | B | S | PTS |
|--------|---------------------|----|-----|-------|-------|-------|---------|----|----|----|---|---|-----|
| 31     | Katelyn Young       | *  | 32  | 10-15 | 3-3   | 8-8   | 2-10-12 | 2  | 4  | 4  | 0 | 1 | 31  |
| 14     | Macey Turley        | *  | 34  | 4-5   | 3-3   | 0-0   | 3-3-6   | 3  | 3  | 5  | 0 | 0 | 11  |
| 21     | Bria Sanders-Woods* | 31 | 2-6 | 1-2   | 1-2   | 0-6-6 | 2       | 4  | 3  | 1  | 3 | 6 |     |
| 32     | Alexis Burpo        | *  | 18  | 1-3   | 0-0   | 0-0   | 0-2-2   | 0  | 1  | 0  | 0 | 0 | 2   |
| 13     | Jaidah Black        | *  | 15  | 0-2   | 0-0   | 2-2   | 0-4-4   | 0  | 1  | 1  | 0 | 1 | 2   |
| 22     | Hannah McKay        |    | 23  | 3-5   | 0-0   | 2-2   | 0-2-2   | 4  | 4  | 3  | 0 | 0 | 8   |
| 02     | Jordyn Hughes       |    | 20  | 2-7   | 2-6   | 0-0   | 0-1-1   | 0  | 1  | 2  | 0 | 0 | 6   |
| 03     | Briley Pena         |    | 5   | 1-2   | 1-2   | 0-0   | 0-0-0   | 1  | 0  | 0  | 0 | 0 | 3   |
| 11     | Cayson Conner       |    | 14  | 1-2   | 0-0   | 0-0   | 0-0-0   | 2  | 2  | 2  | 0 | 1 | 2   |
| 15     | Fruzsina Horvath    |    | 7   | 0-1   | 0-0   | 0-0   | 1-3-4   | 0  | 0  | 2  | 0 | 0 | 0   |
| 12     | Jenna Walker        |    | 1   | 0-0   | 0-0   | 0-0   | 0-0-0   | 0  | 0  | 0  | 0 | 0 | 0   |
| TM     | TEAM                |    | 0   | 0-0   | 0-0   | 0-0   | 3-2-5   | 0  | 0  | 1  | 0 | 0 | 0   |
| Totals |                     | -  | 200 | 24-48 | 10-16 | 13-14 | 9-33-42 | 14 | 20 | 23 | 1 | 6 | 71  |

**UT Martin 52 • 2-5**

| ##     | Player          | GS | MIN | FG    | 3PT  | FT    | O-B-T   | PF | A  | T  | B | S  | PTS |
|--------|-----------------|----|-----|-------|------|-------|---------|----|----|----|---|----|-----|
| 23     | S. Currie-Jelks | *  | 29  | 6-12  | 0-1  | 1-3   | 2-7-9   | 4  | 1  | 4  | 2 | 13 |     |
| 11     | Shae Littleford | *  | 36  | 4-14  | 2-5  | 1-3   | 0-2-2   | 2  | 1  | 2  | 1 | 3  | 11  |
| 25     | Paige Pipkin    | *  | 33  | 3-7   | 1-2  | 3-3   | 1-1-2   | 2  | 4  | 1  | 1 | 3  | 10  |
| 05     | Seygan Robins   | *  | 36  | 2-7   | 1-5  | 2-2   | 0-1-1   | 1  | 3  | 2  | 0 | 3  | 7   |
| 12     | Lexi Rubel      | *  | 25  | 1-8   | 0-3  | 2-3   | 1-3-4   | 3  | 3  | 3  | 1 | 1  | 4   |
| 03     | Diamond Cannon  | 10 | 2-3 | 0-0   | 1-2  | 2-1-3 | 0       | 0  | 2  | 0  | 0 | 5  |     |
| 04     | Anaya Brown     | 25 | 1-3 | 0-1   | 0-0  | 1-0-1 | 3       | 1  | 0  | 1  | 0 | 2  |     |
| 33     | Josie Storey    | 5  | 0-2 | 0-2   | 0-0  | 0-0-0 | 0       | 0  | 0  | 0  | 1 | 0  |     |
| 00     | Sydney Boykin   | 1  | 0-0 | 0-0   | 0-0  | 0-0-0 | 0       | 0  | 0  | 0  | 0 | 0  |     |
| TM     | TEAM            | 0  | 0-0 | 0-0   | 0-0  | 0-0-0 | 0       | 0  | 0  | 0  | 0 | 0  |     |
| Totals |                 | -  | 200 | 19-56 | 4-19 | 10-16 | 7-15-22 | 15 | 13 | 14 | 8 | 13 | 52  |

**Score by Periods**

|            | 1st | 2nd | 3rd | 4th | Total |
|------------|-----|-----|-----|-----|-------|
| Murray St. | 18  | 23  | 13  | 17  | 71    |
| UT Martin  | 13  | 15  | 13  | 11  | 52    |



UT Martin at Vanderbilt  
12/4/22 | 11 am at Memorial Gymnasium - Nashville, Tenn.

**UT Martin 66 • 3-5**

| ##     | Player           | GS | MIN | F6    | 3PT   | FT  | O-B-T    | PF | A  | T  | B | S | PTS |
|--------|------------------|----|-----|-------|-------|-----|----------|----|----|----|---|---|-----|
| 25     | Pipkin, Paige    | *  | 35  | 8-15  | 3-7   | 0-0 | 0-3-3    | 4  | 3  | 1  | 1 | 1 | 19  |
| 23     | Currie-Jelks, S. | *  | 29  | 7-12  | 0-0   | 2-2 | 3-4-7    | 3  | 0  | 1  | 0 | 2 | 16  |
| 11     | Littleford, Shae | *  | 36  | 5-11  | 2-7   | 2-2 | 0-3-3    | 4  | 8  | 3  | 0 | 0 | 14  |
| 05     | Robins, Seygan   | *  | 30  | 5-13  | 4-9   | 0-0 | 0-1-1    | 5  | 5  | 4  | 0 | 1 | 14  |
| 12     | Rubel, Lexi      | *  | 36  | 0-4   | 0-1   | 0-0 | 3-2-5    | 1  | 0  | 1  | 0 | 3 | 0   |
| 04     | Brown, Anaya     |    | 19  | 1-2   | 1-1   | 0-0 | 1-0-1    | 1  | 0  | 2  | 0 | 1 | 3   |
| 33     | Storey, Josie    |    | 11  | 0-1   | 0-1   | 0-0 | 0-0-0    | 5  | 0  | 0  | 0 | 1 | 0   |
| 03     | Cannon, Diamond  |    | 4   | 0-0   | 0-0   | 0-0 | 0-0-0    | 0  | 0  | 1  | 0 | 0 | 0   |
| 00     | Boykin, Sydney   |    | 0+  | 0-0   | 0-0   | 0-0 | 0-0-0    | 0  | 0  | 0  | 0 | 0 | 0   |
| TM     | TEAM             |    | 0   | 0-0   | 0-0   | 0-0 | 4-3-7    | 0  | 0  | 3  | 0 | 0 | 0   |
| Totals |                  | -  | 200 | 26-58 | 10-26 | 4-4 | 11-16-27 | 23 | 16 | 16 | 1 | 9 | 66  |

**Vanderbilt 54 • 6-5**

| ##     | Player             | GS | MIN | F6    | 3PT  | FT     | O-B-T    | PF | A  | T  | B | S | PTS |
|--------|--------------------|----|-----|-------|------|--------|----------|----|----|----|---|---|-----|
| 14     | Marnelle Garraud   | *  | 39  | 7-15  | 3-6  | 2-3    | 0-2-2    | 2  | 5  | 3  | 0 | 3 | 19  |
| 02     | Jada Brown         | *  | 31  | 2-3   | 2-3  | 0-0    | 0-0-0    | 2  | 1  | 4  | 0 | 1 | 6   |
| 35     | Sacha Washington   | *  | 19  | 2-8   | 0-0  | 2-3    | 4-3-7    | 4  | 3  | 7  | 1 | 1 | 6   |
| 21     | Bella LaChance     | *  | 31  | 1-5   | 1-1  | 0-0    | 0-1-1    | 1  | 2  | 2  | 0 | 0 | 3   |
| 05     | Yaubryon Chambers* | 26 | 0-0 | 0-0   | 0-0  | 1-3-4  | 2        | 0  | 3  | 1  | 1 | 0 |     |
| 32     | Amauri Williams    | 14 | 2-3 | 0-0   | 4-7  | 1-2-3  | 1        | 0  | 2  | 0  | 0 | 0 | 8   |
| 24     | Ryanne Allen       | 21 | 2-4 | 1-2   | 2-2  | 1-2-3  | 1        | 1  | 1  | 1  | 1 | 7 |     |
| 12     | Demi Washington    | 19 | 2-4 | 0-0   | 1-3  | 0-2-2  | 0        | 0  | 1  | 0  | 0 | 0 | 5   |
| TM     | TEAM               | 0  | 0-0 | 0-0   | 0-0  | 5-5-10 | 0        | 0  | 1  | 0  | 0 | 0 | 0   |
| Totals |                    | -  | 200 | 18-42 | 7-12 | 11-18  | 12-20-32 | 13 | 12 | 24 | 3 | 7 | 54  |

**Score by Periods**

|            | 1st | 2nd | 3rd | 4th | Total |
|------------|-----|-----|-----|-----|-------|
| UT Martin  | 11  | 17  | 21  | 17  | 66    |
| Vanderbilt | 9   | 11  | 11  | 23  | 54    |



UT Martin at South Dakota State  
12/12/22 | 6 pm at Frost Arena - Brookings, SD

**UT Martin 36 • 3-6**

| ##     | Player           | GS | MIN | FG    | 3PT  | FT  | O-B-T   | PF | A | T  | B | S | PTS |
|--------|------------------|----|-----|-------|------|-----|---------|----|---|----|---|---|-----|
| 23     | Currie-Jelks, S. | *  | 30  | 7-13  | 0-1  | 0-2 | 1-3-4   | 4  | 2 | 0  | 1 | 1 | 14  |
| 33     | Storey, Josie    | *  | 36  | 2-8   | 2-6  | 1-2 | 0-1-1   | 2  | 0 | 0  | 0 | 2 | 7   |
| 25     | Pipkin, Paige    | *  | 35  | 2-8   | 1-6  | 2-3 | 0-2-2   | 4  | 1 | 2  | 0 | 0 | 7   |
| 05     | Robins, Seygan   | *  | 33  | 2-7   | 2-5  | 0-0 | 1-1-2   | 1  | 3 | 7  | 0 | 2 | 6   |
| 04     | Brown, Anaya     | *  | 25  | 0-4   | 0-0  | 0-0 | 0-5-5   | 5  | 1 | 4  | 0 | 2 | 0   |
| 02     | Thompson, Ella   |    | 21  | 1-4   | 0-2  | 0-0 | 0-0-0   | 1  | 0 | 2  | 0 | 1 | 2   |
| 03     | Cannon, Diamond  |    | 13  | 0-1   | 0-1  | 0-0 | 0-3-3   | 0  | 0 | 0  | 0 | 0 | 0   |
| 00     | Boykin, Sydney   |    | 7   | 0-2   | 0-2  | 0-0 | 0-1-1   | 1  | 0 | 1  | 0 | 1 | 0   |
| TM     | TEAM             |    | 0   | 0-0   | 0-0  | 0-0 | 2-1-3   | 0  | 0 | 2  | 0 | 0 | 0   |
| Totals |                  | -  | 200 | 14-47 | 5-23 | 3-7 | 4-17-21 | 18 | 7 | 18 | 1 | 9 | 36  |

**South Dakota State 75 • 7-4**

| ##     | Player             | GS | MIN | FG    | 3PT   | FT    | O-B-T   | PF | A  | T  | B | S  | PTS |
|--------|--------------------|----|-----|-------|-------|-------|---------|----|----|----|---|----|-----|
| 44     | Myah Selland       | *  | 24  | 4-6   | 1-2   | 2-2   | 3-2-5   | 0  | 2  | 2  | 2 | 2  | 11  |
| 33     | Pahton Burckhard   | *  | 24  | 4-5   | 2-2   | 0-0   | 0-6-6   | 2  | 4  | 1  | 0 | 2  | 10  |
| 20     | Tori Nelson        | *  | 23  | 4-6   | 1-2   | 0-0   | 1-3-4   | 0  | 3  | 3  | 0 | 3  | 9   |
| 13     | Haley Timmer       | *  | 21  | 3-4   | 1-2   | 1-1   | 0-3-3   | 1  | 4  | 1  | 0 | 1  | 8   |
| 10     | Dru Gylten         | *  | 21  | 1-2   | 1-2   | 0-0   | 0-3-3   | 0  | 5  | 1  | 0 | 0  | 3   |
| 22     | Madysen Vlastuin   |    | 20  | 5-8   | 3-5   | 1-1   | 0-1-1   | 0  | 1  | 1  | 0 | 0  | 14  |
| 03     | Madison Mathiowetz |    | 19  | 1-5   | 1-3   | 4-4   | 1-0-1   | 0  | 2  | 0  | 0 | 0  | 7   |
| 24     | Mesa Byom          |    | 5   | 2-3   | 0-1   | 2-2   | 0-2-2   | 0  | 0  | 0  | 0 | 0  | 6   |
| 31     | Brooklyn Meyer     |    | 13  | 1-5   | 0-0   | 2-3   | 1-6-7   | 2  | 0  | 2  | 1 | 2  | 4   |
| 12     | Kallie Theisen     |    | 15  | 1-1   | 0-0   | 1-3   | 0-3-3   | 1  | 0  | 4  | 0 | 1  | 3   |
| 05     | Ellie Colbeck      |    | 10  | 0-0   | 0-0   | 0-0   | 0-1-1   | 2  | 1  | 1  | 0 | 0  | 0   |
| 42     | Regan Nesheim      |    | 5   | 0-1   | 0-1   | 0-0   | 0-0-0   | 0  | 0  | 0  | 0 | 0  | 0   |
| TM     | TEAM               |    | 0   | 0-0   | 0-0   | 0-0   | 0-2-2   | 0  | 0  | 1  | 0 | 0  | 0   |
| Totals |                    | -  | 200 | 26-46 | 10-20 | 13-16 | 6-32-38 | 8  | 22 | 17 | 3 | 10 | 75  |

**Score by Periods**

|                  | 1st | 2nd | 3rd | 4th | Total |
|------------------|-----|-----|-----|-----|-------|
| UT Martin        | 6   | 9   | 12  | 9   | 36    |
| South Dakota St. | 15  | 16  | 24  | 20  | 75    |



UT Martin at South Dakota  
12/14/22 | 3:30 pm at Sanford Coyote Sports Center - Vermillion, SD

**UT Martin 36 • 4-6**

| ##     | Player           | GS | MIN | FG    | 3PT  | FT    | O-B-T   | PF | A  | T  | B | S | PTS |
|--------|------------------|----|-----|-------|------|-------|---------|----|----|----|---|---|-----|
| 23     | Currie-Jelks, S. | *  | 25  | 10-19 | 0-1  | 3-3   | 2-2-4   | 5  | 0  | 2  | 1 | 0 | 23  |
| 05     | Robins, Seygan   | *  | 38  | 5-9   | 5-8  | 1-2   | 0-2-2   | 3  | 3  | 3  | 0 | 4 | 16  |
| 25     | Pipkin, Paige    | *  | 34  | 4-10  | 1-4  | 4-4   | 0-1-1   | 2  | 3  | 3  | 0 | 0 | 13  |
| 04     | Brown, Anaya     | *  | 38  | 2-4   | 1-1  | 5-6   | 1-10-11 | 3  | 1  | 2  | 2 | 0 | 10  |
| 33     | Storey, Josie    | *  | 35  | 1-7   | 1-6  | 0-0   | 0-3-3   | 2  | 5  | 2  | 0 | 2 | 3   |
| 02     | Thompson, Ella   | 14 | 1-2 | 0-0   | 0-0  | 0-3-3 | 0       | 4  | 0  | 0  | 0 | 0 | 2   |
| 03     | Cannon, Diamond  | 15 | 0-3 | 0-2   | 0-0  | 0-2-2 | 2       | 1  | 1  | 1  | 0 | 0 | 0   |
| 00     | Boykin, Sydney   | 1  | 0-0 | 0-0   | 0-0  | 0-0-0 | 0       | 0  | 0  | 0  | 0 | 0 | 0   |
| TM     | TEAM             | 0  | 0-0 | 0-0   | 0-0  | 1-4-5 | 0       | 0  | 1  | 0  | 0 | 0 | 0   |
| Totals |                  | -  | 200 | 23-54 | 8-22 | 13-15 | 4-27-31 | 17 | 17 | 14 | 4 | 6 | 67  |

**South Dakota 61 • 4-7**

| ##     | Player               | GS | MIN | FG    | 3PT  | FT    | O-B-T   | PF | A  | T  | B | S | PTS |
|--------|----------------------|----|-----|-------|------|-------|---------|----|----|----|---|---|-----|
| 21     | Grace Larkins        | *  | 26  | 4-13  | 1-6  | 3-4   | 1-5-6   | 5  | 5  | 5  | 0 | 3 | 12  |
| 30     | Jeniah Ugofsky       | *  | 26  | 2-6   | 0-0  | 7-8   | 1-3-4   | 2  | 2  | 0  | 0 | 0 | 11  |
| 10     | Morgan Hansen        | *  | 12  | 3-8   | 2-4  | 0-0   | 0-1-1   | 1  | 0  | 2  | 0 | 0 | 8   |
| 03     | Macy Guebert         | *  | 35  | 2-4   | 2-4  | 1-2   | 0-1-1   | 5  | 1  | 1  | 0 | 1 | 7   |
| 41     | Alexi Hempel         | *  | 18  | 1-3   | 0-1  | 0-0   | 1-2-3   | 1  | 1  | 0  | 0 | 0 | 2   |
| 26     | Cassidy Carson       | 29 | 5-8 | 2-5   | 0-0  | 1-1-2 | 1       | 3  | 3  | 1  | 0 | 1 | 12  |
| 02     | Nicole Avila-Ambrosi | 25 | 2-9 | 1-6   | 1-1  | 1-2-3 | 1       | 1  | 1  | 0  | 0 | 0 | 6   |
| 24     | Walker Demers        | 10 | 1-1 | 0-0   | 0-0  | 0-1-1 | 0       | 3  | 2  | 0  | 1 | 1 | 2   |
| 00     | Carley Duffney       | 19 | 0-1 | 0-1   | 1-2  | 1-3-4 | 0       | 0  | 0  | 0  | 0 | 1 | 1   |
| TM     | TEAM                 | 0  | 0-0 | 0-0   | 0-0  | 1-5-6 | 0       | 0  | 0  | 0  | 0 | 0 | 0   |
| Totals |                      | -  | 200 | 20-53 | 8-27 | 13-17 | 7-24-31 | 19 | 13 | 14 | 1 | 6 | 61  |

**Score by Periods**

|              | 1st | 2nd | 3rd | 4th | Total |
|--------------|-----|-----|-----|-----|-------|
| UT Martin    | 14  | 13  | 22  | 18  | 67    |
| South Dakota | 14  | 16  | 10  | 21  | 61    |



UT Martin at Missouri State  
12/17/22 | 1 pm at Great Southern Bank Arena - Springfield, Mo.

**UT Martin 59 • 4-7**

| ## | Player | GS | MIN | FG | 3PT | FT | O-B-T | PF | A | T | B | S |
|----|--------|----|-----|----|-----|----|-------|----|---|---|---|---|
|----|--------|----|-----|----|-----|----|-------|----|---|---|---|---|



Morehead State at UT Martin  
12/31/22 | 1 pm at Elam Center - Martin, Tenn.

Morehead State 48 • 5-8, 1-1

| ##     | Player              | GS | MIN | FG    | 3PT  | FT  | O-B-T   | PF | A  | T  | B | S | PTS |
|--------|---------------------|----|-----|-------|------|-----|---------|----|----|----|---|---|-----|
| 33     | Isabel Gonzalez     | *  | 16  | 3-5   | 2-4  | 0-1 | 0-2-2   | 1  | 1  | 0  | 2 | 0 | 8   |
| 00     | Veronica Charles    | *  | 38  | 2-5   | 0-3  | 0-0 | 0-2-2   | 3  | 3  | 3  | 0 | 3 | 4   |
| 22     | Hallie Rhodes       | *  | 15  | 1-2   | 0-0  | 1-2 | 1-0-1   | 1  | 3  | 2  | 1 | 0 | 3   |
| 13     | Crystal Corley      | *  | 13  | 1-5   | 0-0  | 0-0 | 0-3-3   | 2  | 0  | 1  | 1 | 0 | 2   |
| 03     | Sandra Lin          | *  | 30  | 0-1   | 0-1  | 0-0 | 1-3-4   | 0  | 3  | 6  | 0 | 1 | 0   |
| 20     | Melissa Secchiaroli |    | 24  | 4-10  | 4-9  | 0-0 | 1-3-4   | 2  | 4  | 2  | 0 | 1 | 12  |
| 14     | Sophie Benharouga   |    | 18  | 5-6   | 1-2  | 0-0 | 0-2-2   | 2  | 0  | 1  | 0 | 2 | 11  |
| 12     | Tolisha Walker      |    | 13  | 2-4   | 0-0  | 1-2 | 1-3-4   | 1  | 0  | 1  | 0 | 0 | 5   |
| 15     | Aina Subirats       |    | 13  | 1-4   | 1-4  | 0-0 | 0-0-0   | 0  | 0  | 2  | 0 | 0 | 3   |
| 10     | Erola Aliberch      |    | 8   | 0-1   | 0-0  | 0-0 | 0-0-0   | 0  | 0  | 2  | 0 | 0 | 0   |
| 34     | Valentina Saric     |    | 8   | 0-3   | 0-2  | 0-0 | 0-0-0   | 0  | 0  | 0  | 1 | 1 | 0   |
| 11     | Jayden Rhodes       |    | 4   | 0-0   | 0-0  | 0-0 | 0-0-0   | 1  | 0  | 0  | 0 | 0 | 0   |
| TM     | TEAM                |    | 0   | 0-0   | 0-0  | 0-0 | 1-3-4   | 0  | 0  | 0  | 0 | 0 | 0   |
| Totals |                     | -  | 200 | 19-46 | 8-25 | 2-5 | 5-21-26 | 13 | 14 | 20 | 5 | 8 | 48  |

UT Martin 63 • 5-8, 1-1

| ##     | Player           | GS | MIN | FG    | 3PT   | FT  | O-B-T    | PF | A  | T  | B | S  | PTS |
|--------|------------------|----|-----|-------|-------|-----|----------|----|----|----|---|----|-----|
| 33     | Storey, Josie    | *  | 37  | 5-10  | 4-7   | 1-1 | 0-4-4    | 0  | 3  | 3  | 0 | 4  | 15  |
| 05     | Robins, Seygan   | *  | 37  | 4-10  | 3-9   | 2-2 | 0-3-3    | 1  | 3  | 4  | 0 | 5  | 13  |
| 11     | Littleford, Shae | *  | 37  | 5-10  | 1-4   | 2-2 | 2-2-4    | 3  | 4  | 2  | 0 | 2  | 13  |
| 23     | Currie-Jelks, S. | *  | 34  | 6-14  | 0-1   | 0-0 | 3-5-8    | 1  | 2  | 2  | 2 | 1  | 12  |
| 04     | Brown, Anaya     | *  | 28  | 1-8   | 1-4   | 2-2 | 1-6-7    | 3  | 1  | 1  | 1 | 2  | 5   |
| 12     | Rubel, Lexi      |    | 21  | 1-3   | 1-1   | 2-2 | 4-1-5    | 0  | 2  | 2  | 1 | 2  | 5   |
| 00     | Boykin, Sydneey  |    | 6   | 0-0   | 0-0   | 0-0 | 0-0-0    | 0  | 0  | 0  | 0 | 0  | 0   |
| TM     | TEAM             |    | 0   | 0-0   | 0-0   | 0-0 | 2-2-4    | 0  | 0  | 2  | 0 | 0  | 0   |
| Totals |                  | -  | 200 | 22-55 | 10-26 | 9-9 | 12-23-35 | 8  | 15 | 16 | 4 | 16 | 63  |

Score by Periods

|              | 1st | 2nd | 3rd | 4th | Total |
|--------------|-----|-----|-----|-----|-------|
| Morehead St. | 10  | 16  | 12  | 10  | 48    |
| UT Martin    | 18  | 7   | 23  | 15  | 63    |

# SEASON/CAREER STATISTICS

| SUMMARY         | Overall Statistics |       |      |      |      |     |     |     |     |       | Career Statistics |       |      |      |      |     |     |     |     |       |
|-----------------|--------------------|-------|------|------|------|-----|-----|-----|-----|-------|-------------------|-------|------|------|------|-----|-----|-----|-----|-------|
|                 | GP-GS              | Min/G | FG%  | 3PT% | FT%  | R/G | A/G | STL | BLK | PTS/G | GP-GS             | Min/G | FG%  | 3PT% | FT%  | R/G | A/G | STL | BLK | PTS/G |
| Kenley McCarn   | 4-3                | 33.5  | .444 | .300 | .895 | 4.3 | 1.0 | 5   | 3   | 19.8  | 4-3               | 33.5  | .444 | .300 | .895 | 4.3 | 1.0 | 5   | 3   | 19.8  |
| S. Currie-Jelks | 13-13              | 28.1  | .503 | .231 | .656 | 6.6 | 0.8 | 11  | 11  | 13.1  | 13-13             | 28.1  | .503 | .231 | .656 | 6.6 | 0.8 | 11  | 11  | 13.1  |
| Paige Pipkin    | 12-9               | 30.1  | .421 | .360 | .739 | 2.5 | 2.3 | 13  | 3   | 10.9  | 69-65             | 29.2  | .399 | .347 | .789 | 3.2 | 2.4 | 90  | 18  | 9.7   |
| Shae Littleford | 10-10              | 32.5  | .393 | .290 | .870 | 3.0 | 3.4 | 15  | 1   | 9.5   | 34-33             | 33.9  | .374 | .300 | .765 | 2.6 | 2.4 | 57  | 4   | 10.6  |
| Seygan Robins   | 13-12              | 30.9  | .374 | .443 | .941 | 2.0 | 2.6 | 25  | 1   | 8.5   | 59-49             | 30.8  | .403 | .445 | .886 | 2.2 | 3.0 | 92  | 5   | 8.6   |
| Anaya Brown     | 13-5               | 25.8  | .348 | .478 | .719 | 5.2 | 0.8 | 10  | 7   | 6.2   | 13-5              | 25.8  | .348 | .478 | .719 | 5.2 | 0.8 | 10  | 7   | 6.2   |
| Lexi Rubel      | 10-8               | 23.6  | .349 | .333 | .786 | 4.0 | 1.1 | 10  | 5   | 4.4   | 10-8              | 23.6  | .349 | .333 | .786 | 4.0 | 1.1 | 10  | 5   | 4.4   |
| Josie Storey    | 13-4               | 18.5  | .298 | .267 | .857 | 1.2 | 1.2 | 16  | 1   | 4.0   | 13-4              | 18.5  | .298 | .267 | .857 | 1.2 | 1.2 | 16  | 1   | 4.0   |
| Diamond Cannon  | 10-0               | 9.9   | .474 | .000 | .750 | 1.6 | 0.1 | 4   | 1   | 2.1   | 10-0              | 9.9   | .474 | .000 | .750 | 1.6 | 0.1 | 4   | 1   | 2.1   |
| Ella Thompson   | 3-0                | 17.7  | .250 | .000 | .000 | 2.0 | 1.3 | 1   | 0   | 1.3   | 24-19             | 25.6  | .431 | .419 | .647 | 4.0 | 0.5 | 23  | 5   | 5.7   |
| Sydneey Boykin  | 10-1               | 5.0   | .182 | .143 | .000 | 0.2 | 0.0 | 1   | 0   | 0.5   | 10-1              | 5.0   | .182 | .143 | .000 | 0.2 | 0.0 | 1   | 0   | 0.5   |

| SCORING         | Overall Statistics |     |      |     |    |      |    |     |      |     |       | Career Statistics |     |      |     |     |      |     |     |      |     |       |
|-----------------|--------------------|-----|------|-----|----|------|----|-----|------|-----|-------|-------------------|-----|------|-----|-----|------|-----|-----|------|-----|-------|
|                 | FG                 | FGA | FG%  | 3FG | FG | 3PT% | FT | FTA | FT%  | PTS | PTS/G | FG                | FGA | FG%  | 3FG | FGA | 3PT% | FT  | FTA | FT%  | PTS | PTS/G |
| Kenley McCarn   | 28                 | 63  | .444 | 6   | 20 | .300 | 17 | 19  | .895 | 79  | 19.8  | 28                | 63  | .444 | 6   | 20  | .300 | 17  | 19  | .895 | 79  | 19.8  |
| S. Currie-Jelks | 73                 | 145 | .503 | 3   | 13 | .231 | 21 | 32  | .656 | 170 | 13.1  | 73                | 145 | .503 | 3   | 13  | .231 | 21  | 32  | .656 | 170 | 13.1  |
| Paige Pipkin    | 48                 | 114 | .421 | 18  | 50 | .360 | 17 | 23  | .739 | 131 | 10.9  | 230               | 577 | .399 | 85  | 245 | .347 | 127 | 161 | .789 | 672 | 9.7   |
| Shae Littleford | 33                 | 84  | .393 | 9   | 31 | .290 | 20 | 23  | .870 | 95  | 9.5   | 116               | 310 | .374 | 27  | 90  | .300 | 101 | 132 | .765 | 360 | 10.6  |
| Seygan Robins   | 34                 | 91  | .374 | 27  | 61 | .443 | 16 | 17  | .941 | 111 | 8.5   | 164               | 407 | .403 | 117 | 263 | .445 | 62  | 70  | .886 | 507 | 8.6   |
| Anaya Brown     | 23                 | 66  | .348 | 11  | 23 | .478 | 23 | 32  | .719 | 80  | 6.2   | 23                | 66  | .348 | 11  | 23  | .478 | 23  | 32  | .719 | 80  | 6.2   |
| Lexi Rubel      | 15                 | 43  | .349 | 3   | 9  | .333 | 11 | 14  | .786 | 44  | 4.4   | 15                | 43  | .349 | 3   | 9   | .333 | 11  | 14  | .786 | 44  | 4.4   |
| Josie Storey    | 17                 | 57  | .298 | 12  | 45 | .267 | 6  | 7   | .857 | 52  | 4.0   | 17                | 57  | .298 | 12  | 45  | .267 | 6   | 7   | .857 | 52  | 4.0   |
| Diamond Cannon  | 9                  | 19  | .474 | 0   | 3  | .000 | 3  | 4   | .750 | 21  | 2.1   | 9                 | 19  | .474 | 0   | 3   | .000 | 3   | 4   | .750 | 21  | 2.1   |
| Ella Thompson   | 2                  | 8   | .250 | 0   | 3  | .000 | 0  | 0   | .000 | 4   | 1.3   | 50                | 116 | .431 | 26  | 62  | .419 | 11  | 17  | .647 | 137 | 5.7   |
| Sydneey Boykin  | 2                  | 11  | .182 | 1   | 7  | .143 | 0  | 0   | .000 | 5   | 0.5   | 2                 | 11  | .182 | 1   | 7   | .143 | 0   | 0   | .000 | 5   | 0.5   |

|                 | Overall Statistics |     |       |    |    |    |    |      |        | Career Statistics |     |       |     |    |     |     |      |        |
|-----------------|--------------------|-----|-------|----|----|----|----|------|--------|-------------------|-----|-------|-----|----|-----|-----|------|--------|
| TOTALS          | ORB                | DRB | TOTAL | PF | FO | A  | TO | A/TO | Hi Pts | ORB               | DRB | TOTAL | PF  | FO | A   | TO  | A/TO | Hi Pts |
| Kenley McCarn   | 3                  | 14  | 17    | 9  | 0  | 4  | 14 | 0.3  | 79     | 3                 | 14  | 17    | 9   | 0  | 4   | 14  | 0.3  | 79     |
| S. Currie-Jelks | 25                 | 61  | 86    | 44 | 2  | 11 | 24 | 0.5  | 170    | 25                | 61  | 86    | 44  | 2  | 11  | 24  | 0.5  | 170    |
| Paige Pipkin    | 6                  | 24  | 30    | 24 | 0  | 27 | 26 | 1.0  | 131    | 38                | 186 | 224   | 134 | 2  | 169 | 161 | 1.0  | 672    |
| Shae Littleford | 7                  | 23  | 30    | 27 | 0  | 34 | 31 | 1.1  | 95     | 15                | 73  | 88    | 78  | 1  | 83  | 97  | 0.9  | 360    |
| Seygan Robins   | 1                  | 25  | 26    | 19 | 1  | 34 | 43 | 0.8  | 111    | 17                | 115 | 132   | 103 | 1  | 177 | 148 | 1.2  | 507    |
| Anaya Brown     | 15                 | 52  | 67    | 35 | 2  | 11 | 18 | 0.6  | 80     | 15                | 52  | 67    | 35  | 2  | 11  | 18  | 0.6  | 80     |
| Lexi Rubel      | 15                 | 25  | 40    | 13 | 1  | 11 | 26 | 0.4  | 44     | 15                | 25  | 40    | 13  | 1  | 11  | 26  | 0.4  | 44     |
| Josie Storey    | 1                  | 14  | 15    | 26 | 2  | 15 | 9  | 1.7  | 52     | 1                 | 14  | 15    | 26  | 2  | 15  | 9   | 1.7  | 52     |
| Diamond Cannon  | 3                  | 13  | 16    | 9  | 0  | 1  | 9  | 0.1  | 21     | 3                 | 13  | 16    | 9   | 0  | 1   | 9   | 0.1  | 21     |
| Ella Thompson   | 0                  | 6   | 6     | 4  | 0  | 4  | 2  | 2.0  | 4      | 12                | 84  | 96    | 46  | 1  | 13  | 24  | 0.5  | 137    |
| Sydneey Boykin  | 1                  | 1   | 2     | 2  | 0  | 0  | 2  | 0.0  | 5      | 1                 | 1   | 2     | 2   | 0  | 0   | 2   | 0.0  | 5      |



# SEASON/OVC STATISTICS

| Overall Statistics |    |    |       |      |      |      |      |      |     |     |       | OVC Statistics |    |       |      |      |       |      |      |     |     |       |  |
|--------------------|----|----|-------|------|------|------|------|------|-----|-----|-------|----------------|----|-------|------|------|-------|------|------|-----|-----|-------|--|
| SUMMARY            | GP | GS | Min/G | FG%  | 3PT% | FT%  | R/G  | A/G  | STL | BLK | PTS/G | GP             | GS | Min/G | FG%  | 3PT% | FT%   | R/G  | A/G  | STL | BLK | PTS/G |  |
| Kenley McCarn      | 4  | 3  | 33.5  | .444 | .300 | .895 | 4.3  | 1.0  | 5   | 3   | 19.8  |                |    |       |      |      |       |      |      |     |     |       |  |
| S. Currie-Jelks    | 13 | 13 | 28.1  | .503 | .231 | .656 | 6.6  | 0.8  | 11  | 11  | 13.1  | 2              | 2  | 32.0  | .400 | .000 | .667  | 7.5  | 2.5  | 1   | 2   | 9.0   |  |
| Paige Pipkin       | 12 | 9  | 30.1  | .421 | .360 | .739 | 2.5  | 2.3  | 13  | 3   | 10.9  | 1              | 1  | 31.0  | .308 | .500 | .500  | 4.0  | 0.0  | 0   | 0   | 11.0  |  |
| Shae Littleford    | 10 | 10 | 32.5  | .393 | .290 | .870 | 3.0  | 3.4  | 15  | 1   | 9.5   | 2              | 2  | 38.0  | .500 | .333 | 1.000 | 4.0  | 2.0  | 2   | 0   | 12.0  |  |
| Seygan Robins      | 13 | 12 | 30.9  | .374 | .443 | .941 | 2.0  | 2.6  | 25  | 1   | 8.5   | 2              | 2  | 37.5  | .333 | .333 | 1.000 | 5.0  | 3.5  | 5   | 0   | 7.5   |  |
| Anaya Brown        | 13 | 5  | 25.8  | .348 | .478 | .719 | 5.2  | 0.8  | 10  | 7   | 6.2   | 2              | 2  | 32.0  | .294 | .429 | .667  | 6.0  | 0.5  | 3   | 2   | 8.5   |  |
| Lexi Rubel         | 10 | 8  | 23.6  | .349 | .333 | .786 | 4.0  | 1.1  | 10  | 5   | 4.4   | 2              | 0  | 17.5  | .333 | .500 | 1.000 | 3.5  | 2.0  | 3   | 1   | 3.5   |  |
| Josie Storey       | 13 | 4  | 18.5  | .298 | .267 | .857 | 1.2  | 1.2  | 16  | 1   | 4.0   | 2              | 1  | 24.5  | .455 | .500 | 1.000 | 2.0  | 2.0  | 4   | 0   | 7.5   |  |
| Diamond Cannon     | 10 | 0  | 9.9   | .474 | .000 | .750 | 1.6  | 0.1  | 4   | 1   | 2.1   |                |    |       |      |      |       |      |      |     |     |       |  |
| Ella Thompson      | 3  | 0  | 17.7  | .250 | .000 | .000 | 2.0  | 1.3  | 1   | 0   | 1.3   |                |    |       |      |      |       |      |      |     |     |       |  |
| Sydneey Boykin     | 10 | 1  | 5.0   | .182 | .143 | .000 | 0.2  | 0.0  | 1   | 0   | 0.5   | 1              | 0  | 6.0   | .000 | .000 | .000  | 0.0  | 0.0  | 0   | 0   | 0.0   |  |
| Total.....         | 13 |    |       | .405 | .340 | .784 | 30.0 | 11.7 | 111 | 33  | 60.9  | 2              |    |       | .384 | .395 | .800  | 34.5 | 12.5 | 18  | 5   | 53.5  |  |
| Opponents.....     | 13 |    |       | .415 | .341 | .698 | 36.1 | 14.5 | 115 | 39  | 62.8  | 2              |    |       | .383 | .306 | .476  | 28.0 | 13.0 | 16  | 8   | 46.5  |  |

| Overall Statistics |     |     |      |     |     |      |     |     |      |     |       | OVC Statistics |     |      |     |     |      |    |     |       |     |       |  |
|--------------------|-----|-----|------|-----|-----|------|-----|-----|------|-----|-------|----------------|-----|------|-----|-----|------|----|-----|-------|-----|-------|--|
| SCORING            | FG  | FGA | FG%  | 3FG | FGA | 3PT% | FT  | FTA | FT%  | PTS | PTS/G | FG             | FGA | FG%  | 3FG | FGA | 3PT% | FT | FTA | FT%   | PTS | PTS/G |  |
| Kenley McCarn      | 28  | 63  | .444 | 6   | 20  | .300 | 17  | 19  | .895 | 79  | 19.8  |                |     |      |     |     |      |    |     |       |     |       |  |
| S. Currie-Jelks    | 73  | 145 | .503 | 3   | 13  | .231 | 21  | 32  | .656 | 170 | 13.1  | 8              | 20  | .400 | 0   | 2   | .000 | 2  | 3   | .667  | 18  | 9.0   |  |
| Paige Pipkin       | 48  | 114 | .421 | 18  | 50  | .360 | 17  | 23  | .739 | 131 | 10.9  | 4              | 13  | .308 | 2   | 4   | .500 | 1  | 2   | .500  | 11  | 11.0  |  |
| Shae Littleford    | 33  | 84  | .393 | 9   | 31  | .290 | 20  | 23  | .870 | 95  | 9.5   | 10             | 20  | .500 | 2   | 6   | .333 | 2  | 2   | 1.000 | 24  | 12.0  |  |
| Seygan Robins      | 34  | 91  | .374 | 27  | 61  | .443 | 16  | 17  | .941 | 111 | 8.5   | 4              | 12  | .333 | 3   | 9   | .333 | 4  | 4   | 1.000 | 15  | 7.5   |  |
| Anaya Brown        | 23  | 66  | .348 | 11  | 23  | .478 | 23  | 32  | .719 | 80  | 6.2   | 5              | 17  | .294 | 3   | 7   | .429 | 4  | 6   | .667  | 17  | 8.5   |  |
| Lexi Rubel         | 15  | 43  | .349 | 3   | 9   | .333 | 11  | 14  | .786 | 44  | 4.4   | 2              | 6   | .333 | 1   | 2   | .500 | 2  | 2   | 1.000 | 7   | 3.5   |  |
| Josie Storey       | 17  | 57  | .298 | 12  | 45  | .267 | 6   | 7   | .857 | 52  | 4.0   | 5              | 11  | .455 | 4   | 8   | .500 | 1  | 1   | 1.000 | 15  | 7.5   |  |
| Diamond Cannon     | 9   | 19  | .474 | 0   | 3   | .000 | 3   | 4   | .750 | 21  | 2.1   |                |     |      |     |     |      |    |     |       |     |       |  |
| Ella Thompson      | 2   | 8   | .250 | 0   | 3   | .000 | 0   | 0   | .000 | 4   | 1.3   |                |     |      |     |     |      |    |     |       |     |       |  |
| Sydneey Boykin     | 2   | 11  | .182 | 1   | 7   | .143 | 0   | 0   | .000 | 5   | 0.5   | 0              | 0   | .000 | 0   | 0   | .000 | 0  | 0   | .000  | 0   | 0.0   |  |
| Total.....         | 284 | 701 | .405 | 90  | 265 | .340 | 134 | 171 | .784 | 792 | 60.9  | 38             | 99  | .384 | 15  | 38  | .395 | 16 | 20  | .800  | 107 | 53.5  |  |
| Opponents.....     | 290 | 698 | .415 | 93  | 273 | .341 | 143 | 205 | .698 | 816 | 62.8  | 36             | 94  | .383 | 11  | 36  | .306 | 10 | 21  | .476  | 93  | 46.5  |  |

| Overall Statistics |     |     |       |     |    |     |     |      |        | OVC Statistics |     |       |    |    |    |    |      |        |  |
|--------------------|-----|-----|-------|-----|----|-----|-----|------|--------|----------------|-----|-------|----|----|----|----|------|--------|--|
| TOTALS             | ORB | DRB | TOTAL | PF  | FO | A   | TO  | A/TO | Hi Pts | ORB            | DRB | TOTAL | PF | FO | A  | TO | A/TO | Hi Pts |  |
| Kenley McCarn      | 3   | 14  | 17    | 9   | 0  | 4   | 14  | 0.3  | 31     |                |     |       |    |    |    |    |      |        |  |
| S. Currie-Jelks    | 25  | 61  | 86    | 44  | 2  | 11  | 24  | 0.5  | 23     | 3              | 12  | 15    | 5  | 0  | 5  | 3  | 1.7  | 12     |  |
| Paige Pipkin       | 6   | 24  | 30    | 24  | 0  | 27  | 26  | 1.0  | 23     | 3              | 1   | 4     | 2  | 0  | 0  | 1  | 0.0  | 11     |  |
| Shae Littleford    | 7   | 23  | 30    | 27  | 0  | 34  | 31  | 1.1  | 19     | 3              | 5   | 8     | 5  | 0  | 4  | 6  | 0.7  | 13     |  |
| Seygan Robins      | 1   | 25  | 26    | 19  | 1  | 34  | 43  | 0.8  | 16     | 0              | 10  | 10    | 1  | 0  | 7  | 9  | 0.8  | 13     |  |
| Anaya Brown        | 15  | 52  | 67    | 35  | 2  | 11  | 18  | 0.6  | 12     | 2              | 10  | 12    | 5  | 0  | 1  | 3  | 0.3  | 12     |  |
| Lexi Rubel         | 15  | 25  | 40    | 13  | 1  | 11  | 26  | 0.4  | 12     | 4              | 3   | 7     | 1  | 0  | 4  | 2  | 2.0  | 5      |  |
| Josie Storey       | 1   | 14  | 15    | 26  | 2  | 15  | 9   | 1.7  | 15     | 0              | 4   | 4     | 2  | 0  | 4  | 3  | 1.3  | 15     |  |
| Diamond Cannon     | 3   | 13  | 16    | 9   | 0  | 1   | 9   | 0.1  | 8      |                |     |       |    |    |    |    |      |        |  |
| Ella Thompson      | 0   | 6   | 6     | 4   | 0  | 4   | 2   | 2.0  | 2      |                |     |       |    |    |    |    |      |        |  |
| Sydneey Boykin     | 1   | 1   | 2     | 2   | 0  | 0   | 2   | 0.0  | 5      | 0              | 0   | 0     | 0  | 0  | 0  | 0  | 0.0  | 0      |  |
| Total.....         | 102 | 288 | 390   | 212 | 8  | 152 | 217 | 0.7  | 84     | 18             | 51  | 69    | 21 | 0  | 25 | 31 | 0.8  | 63     |  |
| Opponents.....     | 142 | 327 | 469   | 202 | -  | 189 | 237 | 0.8  | 89     | 12             | 44  | 56    | 26 | 0  | 26 | 29 | 0.9  | 48     |  |

# SEASON STATISTICS

| RECORD:        | OVERALL | HOME | AWAY | NEUTRAL |
|----------------|---------|------|------|---------|
| ALL GAMES      | 5-8     | 2-2  | 2-4  | 1-2     |
| CONFERENCE     | 1-1     | 1-0  | 0-1  | 0-0     |
| NON-CONFERENCE | 4-7     | 1-2  | 2-3  | 1-2     |

| ## | Player          | GP | GS | Min | Avg  | TOTAL |     |      | 3-PTS |     |      | FREE THROWS |     |      | REBOUNDS |     |     |      | PF  | FO | A   | TO  | Blk | Stl | Pts | Avg  |
|----|-----------------|----|----|-----|------|-------|-----|------|-------|-----|------|-------------|-----|------|----------|-----|-----|------|-----|----|-----|-----|-----|-----|-----|------|
|    |                 |    |    |     |      | FG    | FGA | Pct  | 3FG   | FGA | Pct  | FT          | FTA | Pct  | Off      | Def | Tot | Avg  |     |    |     |     |     |     |     |      |
| 44 | Kenley McCarn   | 4  | 3  | 134 | 33.5 | 28    | 63  | .444 | 6     | 20  | .300 | 17          | 19  | .895 | 3        | 14  | 17  | 4.3  | 9   | 0  | 4   | 14  | 3   | 5   | 79  | 19.8 |
| 23 | S. Currie-Jelks | 13 | 13 | 365 | 28.1 | 73    | 145 | .503 | 3     | 13  | .231 | 21          | 32  | .656 | 25       | 61  | 86  | 6.6  | 44  | 2  | 11  | 24  | 11  | 11  | 170 | 13.1 |
| 25 | Paige Pipkin    | 12 | 9  | 361 | 30.1 | 48    | 114 | .421 | 18    | 50  | .360 | 17          | 23  | .739 | 6        | 24  | 30  | 2.5  | 24  | 0  | 27  | 26  | 3   | 13  | 131 | 10.9 |
| 11 | Shae Littleford | 10 | 10 | 325 | 32.5 | 33    | 84  | .393 | 9     | 31  | .290 | 20          | 23  | .870 | 7        | 23  | 30  | 3.0  | 27  | 0  | 34  | 31  | 1   | 15  | 95  | 9.5  |
| 05 | Seygan Robins   | 13 | 12 | 402 | 30.9 | 34    | 91  | .374 | 27    | 61  | .443 | 16          | 17  | .941 | 1        | 25  | 26  | 2.0  | 19  | 1  | 34  | 43  | 1   | 25  | 111 | 8.5  |
| 04 | Anaya Brown     | 13 | 5  | 335 | 25.8 | 23    | 66  | .348 | 11    | 23  | .478 | 23          | 32  | .719 | 15       | 52  | 67  | 5.2  | 35  | 2  | 11  | 18  | 7   | 10  | 80  | 6.2  |
| 12 | Lexi Rubel      | 10 | 8  | 236 | 23.6 | 15    | 43  | .349 | 3     | 9   | .333 | 11          | 14  | .786 | 15       | 25  | 40  | 4.0  | 13  | 1  | 11  | 26  | 5   | 10  | 44  | 4.4  |
| 33 | Josie Storey    | 13 | 4  | 240 | 18.5 | 17    | 57  | .298 | 12    | 45  | .267 | 6           | 7   | .857 | 1        | 14  | 15  | 1.2  | 26  | 2  | 15  | 9   | 1   | 16  | 52  | 4.0  |
| 03 | Diamond Cannon  | 10 | 0  | 99  | 9.9  | 9     | 19  | .474 | 0     | 3   | .000 | 3           | 4   | .750 | 3        | 13  | 16  | 1.6  | 9   | 0  | 1   | 9   | 1   | 4   | 21  | 2.1  |
| 02 | Ella Thompson   | 3  | 0  | 53  | 17.7 | 2     | 8   | .250 | 0     | 3   | .000 | 0           | 0   | .000 | 0        | 6   | 6   | 2.0  | 4   | 0  | 4   | 2   | 0   | 1   | 4   | 1.3  |
| 00 | Sydneey Boykin  | 10 | 1  | 50  | 5.0  | 2     | 11  | .182 | 1     | 7   | .143 | 0           | 0   | .000 | 1        | 1   | 2   | 0.2  | 2   | 0  | 0   | 2   | 0   | 1   | 5   | 0.5  |
| TM | TEAM.....       |    |    |     |      |       |     |      |       |     |      |             |     |      | 25       | 30  | 55  | 4.2  | 0   |    |     | 13  |     |     | 0   |      |
|    | Total.....      | 13 |    |     |      | 284   | 701 | .405 | 90    | 265 | .340 | 134         | 171 | .784 | 102      | 288 | 390 | 30.0 | 212 | 8  | 152 | 217 | 33  | 111 | 792 | 60.9 |
|    | Opponents.....  | 13 |    |     |      | 290   | 698 | .415 | 93    | 273 | .341 | 143         | 205 | .698 | 142      | 327 | 469 | 36.1 | 202 | -  | 189 | 237 | 39  | 115 | 816 | 62.8 |

| Team Statistics        | UTM     | OPP     | Date       | Opponent             | Score   | Attend |
|------------------------|---------|---------|------------|----------------------|---------|--------|
| SCORING                | 792     | 816     | 11/10/22   | TROY                 | L 84-89 | 1147   |
| Points per game        | 60.9    | 62.8    | 11/14/22   | ARKANSAS ST.         | W 73-54 | 1309   |
| Scoring margin         | -1.8    | -       | 11/17/22   | at Missouri          | L 55-60 | 2107   |
| FIELD GOALS-ATT        | 284-701 | 290-698 | 11/21/22   | vs Marshall          | L 57-70 | 99     |
| Field goal pct         | .405    | .415    | 11/22/22   | vs Norfolk St.       | L 55-70 | 83     |
| 3 POINT FG-ATT         | 90-265  | 93-273  | 11/23/22   | vs Purdue Fort Wayne | W 81-51 | 117    |
| 3-point FG pct         | .340    | .341    | 11/30/22   | MURRAY ST.           | L 52-71 | 1389   |
| 3-pt FG made per game  | 6.9     | 7.2     | 12/04/22   | at Vanderbilt        | W 66-54 | 1913   |
| FREE THROWS-ATT        | 134-171 | 143-205 | 12/12/22   | at South Dakota St.  | L 36-75 | 743    |
| Free throw pct         | .784    | .698    | 12/14/22   | at South Dakota      | W 67-61 | 1426   |
| F-Throws made per game | 10.3    | 11.0    | 12/17/22   | at Missouri St.      | L 59-68 | 2131   |
| REBOUNDS               | 390     | 469     | * 12/29/22 | at Little Rock       | L 44-45 | 2709   |
| Rebounds per game      | 30.0    | 36.1    | * 12/31/22 | MOREHEAD ST.         | W 63-48 | 1216   |
| Rebounding margin      | -6.1    | -       |            |                      |         |        |
| ASSISTS                | 152     | 189     |            |                      |         |        |
| Assists per game       | 11.7    | 14.5    |            |                      |         |        |
| TURNOVERS              | 217     | 237     |            |                      |         |        |
| Turnovers per game     | 16.7    | 18.2    |            |                      |         |        |
| Turnover margin        | +1.5    | -       |            |                      |         |        |
| Assist/turnover ratio  | 0.7     | 0.8     |            |                      |         |        |
| STEALS                 | 111     | 115     |            |                      |         |        |
| Steals per game        | 8.5     | 8.8     |            |                      |         |        |
| BLOCKS                 | 33      | 39      |            |                      |         |        |
| Blocks per game        | 2.5     | 3.0     |            |                      |         |        |
| ATTENDANCE             | 5061    | 11328   |            |                      |         |        |
| Home games-Avg/Game    | 4-1265  | 6-1838  |            |                      |         |        |
| Neutral site-Avg/Game  | -       | 3-100   |            |                      |         |        |

\$ = Hostilo Community Classic  
! = OVC Basketball Championship  
\* = Conference game

| Score By Periods: | 1st | 2nd | 3rd | 4th | Total |
|-------------------|-----|-----|-----|-----|-------|
| UT Martin         | 179 | 171 | 216 | 226 | 792   |
| Opponents         | 195 | 199 | 199 | 223 | 816   |

# OVC STATISTICS

| RECORD:        | OVERALL | HOME | AWAY | NEUTRAL |
|----------------|---------|------|------|---------|
| ALL GAMES      | 1-1     | 1-0  | 0-1  | 0-0     |
| CONFERENCE     | 1-1     | 1-0  | 0-1  | 0-0     |
| NON-CONFERENCE | 0-0     | 0-0  | 0-0  | 0-0     |

| ## | Player          | GP | GS | Min | Avg  | TOTAL |     |      | 3-PTS |     |      | FREE THROWS |     |       | REBOUNDS |     |     |      | PF | FO | A  | TO | Blk | Stl | Pts | Avg  |
|----|-----------------|----|----|-----|------|-------|-----|------|-------|-----|------|-------------|-----|-------|----------|-----|-----|------|----|----|----|----|-----|-----|-----|------|
|    |                 |    |    |     |      | FG    | FGA | Pct  | 3FG   | FGA | Pct  | FT          | FTA | Pct   | Off      | Def | Tot | Avg  |    |    |    |    |     |     |     |      |
| 11 | Shae Littleford | 2  | 2  | 76  | 38.0 | 10    | 20  | .500 | 2     | 6   | .333 | 2           | 2   | 1.000 | 3        | 5   | 8   | 4.0  | 5  | 0  | 4  | 6  | 0   | 2   | 24  | 12.0 |
| 25 | Paige Pipkin    | 1  | 1  | 31  | 31.0 | 4     | 13  | .308 | 2     | 4   | .500 | 1           | 2   | .500  | 3        | 1   | 4   | 4.0  | 2  | 0  | 0  | 1  | 0   | 0   | 11  | 11.0 |
| 23 | S. Currie-Jelks | 2  | 2  | 64  | 32.0 | 8     | 20  | .400 | 0     | 2   | .000 | 2           | 3   | .667  | 3        | 12  | 15  | 7.5  | 5  | 0  | 5  | 3  | 2   | 1   | 18  | 9.0  |
| 04 | Anaya Brown     | 2  | 2  | 64  | 32.0 | 5     | 17  | .294 | 3     | 7   | .429 | 4           | 6   | .667  | 2        | 10  | 12  | 6.0  | 5  | 0  | 1  | 3  | 2   | 3   | 17  | 8.5  |
| 33 | Josie Storey    | 2  | 1  | 49  | 24.5 | 5     | 11  | .455 | 4     | 8   | .500 | 1           | 1   | 1.000 | 0        | 4   | 4   | 2.0  | 2  | 0  | 4  | 3  | 0   | 4   | 15  | 7.5  |
| 05 | Seygan Robins   | 2  | 2  | 75  | 37.5 | 4     | 12  | .333 | 3     | 9   | .333 | 4           | 4   | 1.000 | 0        | 10  | 10  | 5.0  | 1  | 0  | 7  | 9  | 0   | 5   | 15  | 7.5  |
| 12 | Lexi Rubel      | 2  | 0  | 35  | 17.5 | 2     | 6   | .333 | 1     | 2   | .500 | 2           | 2   | 1.000 | 4        | 3   | 7   | 3.5  | 1  | 0  | 4  | 2  | 1   | 3   | 7   | 3.5  |
| 00 | Sydneey Boykin  | 1  | 0  | 6   | 6.0  | 0     | 0   | .000 | 0     | 0   | .000 | 0           | 0   | .000  | 0        | 0   | 0   | 0.0  | 0  | 0  | 0  | 0  | 0   | 0   | 0   | 0.0  |
| TM | TEAM.....       |    |    |     |      |       |     |      |       |     |      |             |     |       | 3        | 6   | 9   | 4.5  | 0  |    |    | 4  |     |     | 0   |      |
|    | Total.....      | 2  |    |     |      | 38    | 99  | .384 | 15    | 38  | .395 | 16          | 20  | .800  | 18       | 51  | 69  | 34.5 | 21 | 0  | 25 | 31 | 5   | 18  | 107 | 53.5 |
|    | Opponents.....  | 2  |    |     |      | 36    | 94  | .383 | 11    | 36  | .306 | 10          | 21  | .476  | 12       | 44  | 56  | 28.0 | 26 | -  | 26 | 29 | 8   | 16  | 93  | 46.5 |

| Team Statistics        | UTM    | OPP    |
|------------------------|--------|--------|
| SCORING                | 107    | 93     |
| Points per game        | 53.5   | 46.5   |
| Scoring margin         | +7.0   | -      |
| FIELD GOALS-ATT        | 38-99  | 36-94  |
| Field goal pct         | .384   | .383   |
| 3 POINT FG-ATT         | 15-38  | 11-36  |
| 3-point FG pct         | .395   | .306   |
| 3-pt FG made per game  | 7.5    | 5.5    |
| FREE THROWS-ATT        | 16-20  | 10-21  |
| Free throw pct         | .800   | .476   |
| F-Throws made per game | 8.0    | 5.0    |
| REBOUNDS               | 69     | 56     |
| Rebounds per game      | 34.5   | 28.0   |
| Rebounding margin      | +6.5   | -      |
| ASSISTS                | 25     | 26     |
| Assists per game       | 12.5   | 13.0   |
| TURNOVERS              | 31     | 29     |
| Turnovers per game     | 15.5   | 14.5   |
| Turnover margin        | -1.0   | -      |
| Assist/turnover ratio  | 0.8    | 0.9    |
| STEALS                 | 18     | 16     |
| Steals per game        | 9.0    | 8.0    |
| BLOCKS                 | 5      | 8      |
| Blocks per game        | 2.5    | 4.0    |
| ATTENDANCE             | 1216   | 2709   |
| Home games-Avg/Game    | 1-1216 | 1-2709 |
| Neutral site-Avg/Game  | -      | 0-0    |

| Date       | Opponent       |   | Score | Attend |
|------------|----------------|---|-------|--------|
| * 12/29/22 | at Little Rock | L | 44-45 | 2709   |
| * 12/31/22 | MOREHEAD ST.   | W | 63-48 | 1216   |

! = OVC Basketball Championship  
\* = Conference game

| Score By Periods: | 1st | 2nd | 3rd | 4th | Total |
|-------------------|-----|-----|-----|-----|-------|
| UT Martin         | 29  | 14  | 37  | 27  | 107   |
| Opponents         | 17  | 40  | 17  | 19  | 93    |



# RADIO/TV CALL SHEET



0

**SYDNEEY BOYKIN**G • 5-9 • Junior  
Clarksville, Tenn.

2

**ELLA THOMPSON**F • 5-11 • Sophomore  
Bardstown, Ky.

3

**DIAMOND CANNON**F • 5-10 • Junior  
Detroit, Mich.


4

**ANAYA BROWN**F • 6-1 • Freshman  
Lexington, Ky.

5

**SEEGAN ROBINS**G • 5-8 • Graduate  
Harrodsburg, Ky.


11

**SHAE LITTLEFORD**G • 5-7 • Sophomore  
Charleston, Ill.


12

**LEXI RUBEL**G/F • 6-1 • Freshman  
Cape Girardeau, Mo.


20

**HALEY HALLETT**F • 6-1 • Freshman  
Savannah, Tenn.


23

**SHARNECE CURRIE-JELKS**F • 6-2 • Freshman  
Jackson, Tenn.

25

**PAIGE PIPKIN**G • 5-10 • Graduate  
Henderson, Tenn.

33

**JOSIE STOREY**G • 5-10 • Freshman  
Mountain View, Ark.

44

**KENLEY McCARN**G/F • 5-11 • Freshman  
Melbourne, Ark.

## COACHING STAFF

**KEVIN McMILLAN**HEAD COACH  
14th Season**GARNER SMALL**ASSISTANT COACH  
First Season**MADDIE WALDROP**ASSISTANT COACH  
First Season**STACIE EVANS**DIRECTOR OF OPERATIONS  
13th Season**KINLEIGH HARRIS**GRADUATE ASSISTANT  
First Season