



UT MARTIN SKYHAWKS

WOMEN'S BASKETBALL 2022-23 GAME NOTES



SEVEN OVC CHAMPIONSHIPS • FOUR OVC TOURNAMENT TITLES • FOUR NCAA TOURNAMENT APPEARANCES • SIX WOMENS NIT QUALIFIERS

THE MATCHUP



UT MARTIN SKYHAWKS | 4-8, 0-1 OVC

Head Coach: Kevin McMillan (Rhodes College, 1989)
Career Record: 256-168 (14th season)
Record at UTM: Same

Points: Sharnecce Currie-Jelks (13.2) **Steals:** Seygan Robins (1.7)
Rebounds: Sharnecce Currie-Jelks (6.5) **Blocks:** Sharnecce Currie-Jelks (0.8)
Assists: Shae Littleford (3.3)

PPG 60.8
 Opp. PPG 64.0
 Margin -3.2
 FG% 40.6
 3PT FG% 33.5
 FT% 77.2
 RPG 29.6
 APG 11.4
 TPG 16.8
 SPG 7.9
 BPG 2.4

VS



MOREHEAD STATE EAGLES | 5-7, 1-0 OVC

Head Coach: Cayla Petree (Texas Tech, 2004)
Career Record: 29-65 (4th season)
Record at MOR: 6-34 (2nd season)

Points: Veronica Charles (13.0) **Steals:** Veronica Charles (3.7)
Rebounds: Veronica Charles (5.9) **Blocks:** Isabel Gonzales (0.9)
Assists: Sandra Lin (5.2)

PPG 58.8
 Opp. PPG 64.3
 Margin -5.4
 FG% 36.9
 3PT FG% 26.7
 FT% 58.5
 RPG 35.0
 APG 12.8
 TPG 18.8
 SPG 11.2
 BPG 3.4

PROBABLE STARTING LINEUP



SEYGAN ROBINS
 8.2 PPG • 1.9 RPG
 2.6 APG • 1.7 SPG



SHAE LITTLEFORD
 9.1 PPG • 2.9 RPG
 3.3 APG • 1.4 SPG



PAIGE PIPKIN
 10.9 PPG • 2.5 RPG
 2.3 APG • 1.1 SPG



ANAYA BROWN
 6.3 PPG • 5.0 RPG
 0.8 APG • 0.7 SPG



SHARNECCE CURRIE-JELKS
 13.2 PPG • 6.5 RPG
 0.8 APG • 0.8 SPG

FULL COURT PRESS



PLAYER TO WATCH

#11 • SHAE LITTLEFORD
 5-7 • Charleston, Ill. • So.

After missing three games with an injury/illness, Shae Littleford returned to the starting lineup against Little Rock and scored in double figures with 11 points while also snagging four rebounds.

Littleford had a lot of success against Morehead State during her freshman campaign last season by averaging 19.0 points per game - including racking up a career-high 21 points against the Eagles at the Elam Center last February.

- The UT Martin women's basketball team makes its much-anticipated return to the Kathleen and Tom Elam Center to close out the 2022 calendar year when playing host to Ohio Valley Conference foe Morehead State in a New Year's Eve matinee on Saturday, Dec. 31.
- The Skyhawks (4-8, 0-1 OVC) return home to their friendly confines of the Elam Center after a lengthy road swing which saw the squad play five consecutive games on the road with their last home date coming back on Nov. 30. The team will look to lean on their home-court advantage to start their three game homestand where the squad has posted a 95-17 record (84.8 winning percentage) against OVC foes since 2009.
- UT Martin wrapped up its road trip with a 2-3 record after picking up wins over Vanderbilt and South Dakota while falling to South Dakota State, Missouri State and Little Rock. The team's setback against Little Rock was particularly heart-breaking after the Skyhawks came back from a 13-point deficit to ultimately take a two-point advantage with 3.3 seconds to play before the Trojans fired up a running three-pointer at the buzzer to lift the home team to a 45-44 win.
- Freshman Anaya Brown has taken the next step in her development after leading the Skyhawks in scoring against Little Rock and reaching double figures in the scoring column in three consecutive outings. Brown has averaged 11.3 points per game in the last three contests - including back-to-back career-highs with 12 points against Missouri State and Little Rock.
- After missing three games on the road trip, Preseason All-OVC sophomore guard Shae Littleford returned to the fold against Little Rock and reached double figures with 11 points in the contest. Littleford will see if she can replicate her success against Morehead State last season, a team in which she averaged 19.0 points per game - including setting a new career-high with 21 points in the team's last visit to the Martin back in February.
- Morehead State (5-7, 1-0 OVC) has taken a step forward in year two of head coach Cayla Petree's tenure after winning just one contest last season. The Eagles are coming off a big win in their league debut on Thursday night, pulling out a dominant 81-58 road victory at Tennessee State after knocking down 12 three-pointers (57.1 percent). Leading the way for the Eagles is Veronica Charles with 13.0 points and 5.9 rebounds per game. Charles tallied 17 points and 11 rebounds in the team's win at TSU while Isabel Gonzales (15 points) and Crystal Corey (11 points) also had big nights.
- Saturday's game marks the 59th game in series history between the two programs, dating back to the inaugural matchup back in 1993. The series is split right down the middle with both teams winning 29 contests while the Skyhawks have won six straight meetings against the Eagles since 2019.

SERIES HISTORY

Series tied 29-29

Last Meeting Feb. 16, 2022
Game Result W, 54-36
Streak UTM W6
First Meeting Feb. 1, 1993
UTM vs. MOR in Martin 14-12
UTM vs. MOR in Morehead 13-16
McMillan vs. Morehead State 13-7

2022-23 SCHEDULE/RESULTS

BREAKDOWN	OVERALL RECORD:	4-8
	OVC	0-1
	NON-CONFERENCE	4-7
	HOME	1-2
	AWAY	2-4
	NEUTRAL	1-2

NOVEMBER

Date	Day	Opponent	TV	Time (CT)
10	THU	TROY	ESPN+	L, 89-84
14	MON	ARKANSAS STATE	ESPN+	W, 73-54
17	THU	at Missouri	SECN+	L, 60-55
21	MON	vs. Marshall	BeTheBeast	L, 70-57
22	TUE	vs. Norfolk State	BeTheBeast	L, 70-55
23	WED	vs. Purdue Fort Wayne	BeTheBeast	W, 81-51
30	WED	MURRAY STATE	ESPN+	L, 71-52

DECEMBER

Date	Day	Opponent	TV	Time (CT)
4	SUN	at Vanderbilt	SECN	W, 66-54
12	MON	at South Dakota State	ESPN+	L, 75-36
14	WED	at South Dakota	MidCo	W, 67-61
17	SAT	at Missouri State	ESPN+	W, 68-59
22	THU	at Evansville	ESPN+	Postponed
29	THU	at Little Rock*	-	L, 45-45
31	SAT	MOREHEAD STATE*	ESPN+	1 pm

JANUARY

Date	Day	Opponent	TV	Time (CT)
5	THU	SOUTHEAST MISSOURI*	ESPN+	5:30 pm
7	SAT	TENNESSEE TECH*	ESPN+	1 pm
12	THU	at Tennessee State*	ESPN+	5:30 pm
14	SAT	at Southern Indiana*	ESPN+	5 pm
19	THU	at Southeast Missouri*	ESPN+	5 pm
21	SAT	EASTERN ILLINOIS*	ESPN+	1 pm
26	THU	LINDENWOOD*	ESPN+	5:30 pm
28	SAT	SOUTHERN INDIANA*	ESPN+	1 pm

FEBRUARY

Date	Day	Opponent	TV	Time (CT)
2	THU	at SIUE*	ESPN+	11 am
4	SAT	at Lindenwood*	ESPN+	1 pm
9	THU	at Eastern Illinois*	ESPN+	5 pm
11	SAT	LITTLE ROCK*	ESPN+	1 pm
16	THU	SIUE*	ESPN+	5:30 pm
18	SAT	at Tennessee Tech*	ESPN+	1 pm
23	THU	TENNESSEE STATE*	ESPN+	5:30 pm
25	SAT	at Morehead State*	ESPN+	Noon

MARCH

Date	Day	Opponent	TV	Time (CT)
1-4	-	OVC Basketball Championship!		

Hostile Community Classic - Savannah, Ga.
 1 OVC Championship - Evansville, Ind.
 Home games in **BOLD CAPS** in Elam Center
 * Ohio Valley Conference game

UNIVERSITY INFORMATION

Location	Martin, Tenn.
Founded	1900; Senior College, 1951
Enrollment	6,873
Nickname	Skyhawks
Colors	Navy Blue & Orange
Affiliation	NCAA Division I
Conference	Ohio Valley
Chancellor	Dr. Keith Carver
Athletics Director	Kurt McGuffin
Athletics Office	731-881-7660
Assistant AD/SWA	Danelle Fabianich
Ticket Office Phone	731-881-7207

COACHING STAFF

Head Coach	Kevin McMillan (14th year)
Alma Mater	Rhodes, 1989
Career Record	256-168
Record at UT Martin	Same
E-mail	dmcml10@utm.edu
Office Phone	731-881-7681

TEAM INFORMATION

2021-22 Overall Record	12-18
2021-22 OVC Record/Finish	9-9 (6th)
Home	5-8
Away	5-6
Neutral	2-4
Letter Winners Returning/Lost	4/8
Starters Returning/Lost	4/2
Newcomers	9

PROGRAM HISTORY

First Year of Basketball	1969
All-Time Basketball Record	690-772
Record at Home	337-212
All-Time OVC Record	285-232

SPORTS INFORMATION

WBB Contact	Alex Boggis
Email	dboggis@utm.edu
Office Phone	731-881-7964
Cell Phone	618-357-1536
Press Row Phone	731-881-7694
Mailing Address	1022 Elam Center Martin, Tenn. 38238
Website	www.UTMSports.com



SKYHAWKS IN PRINT

The name of our institution is the University of Tennessee at Martin and if abbreviated, should be referred to as UT Martin. The University of Tennessee at Martin should be used as the first reference in a news story. UT Martin should be used in subsequent references and UTM is acceptable in headlines.

Tennessee-Martin, UT-Martin, UT or Martin should NEVER be used. The description Skyhawks should be used to represent all UT Martin athletic teams. Hawks should never be used.

MEET THE SKYHAWKS



Front Row: Shae Littleford, Diamond Cannon, Paige Pipkin, Seygan Robins, Sydneey Boykin and Kenley McCarn.
Second Row: Haley Hallett, Ella Thompson, Sharnecce Currie-Jelks, Clara Garland, Anaya Brown, Lexi Rubel and Josie Storey.



NUMERICAL ROSTER

No.	Name	Pos.	Ht.	Class	Hometown (Previous School)
0	Sydneey Boykin	G	5-9	Jr.	Clarksville, Tenn. (Mercer)
2	Ella Thompson	F	5-11	So.	Bardstown, Ky. (Bethlehem HS)
3	Diamond Cannon	F	5-10	Jr.	Detroit, Mich. (Bradley)
4	Anaya Brown	F	6-1	Fr.	Lexington, Ky. (Lafayette HS)
5	Seygan Robins	G	5-8	Gr.	Harrodsburg, Ky. (Louisville)
11	Shae Littleford	G	5-7	So.	Charleston, Ill. (Charleston HS)
12	Lexi Rubel	G	6-1	Fr.	Cape Girardeau, Mo. (Notre Dame HS)
20	Haley Hallett	F	6-1	Fr.	Savannah, Tenn. (Hardin County HS)
23	Sharnecce Currie-Jelks	F	6-2	Fr.	Jackson, Tenn. (Southside HS)
25	Paige Pipkin	G	5-10	Gr.	Henderson, Tenn. (Chester County HS)
33	Josie Storey	G	5-10	Fr.	Mountain View, Ark. (Mountain View HS)
44	Kenley McCarn	G	5-11	Fr.	Melbourne, Ark. (Melbourne HS)



COACHING AND SUPPORT STAFF

	Name	Experience	Alma Mater
Head Coach	Kevin McMillan	14th season	Rhodes College, 1989
Assistant Coach	Garner Small	1st season	Olivet College, 2014
	Maddie Waldrop	1st season	UT Martin, 2021
Director of Operations	Stacie Evans	13th season	UT Martin, 2004
Graduate Assistant	Kinleigh Harris	1st season	UT Martin, 2022



ROSTER INFORMATION

BY CLASS

Graduate (2): Pipkin, Robins
Juniors (2): Boykin, Cannon
Sophomores (2): Littleford, Thompson
Freshmen (6): Brown, Currie-Jelks, Hallett, McCarn, Rubel, Storey

BY HOME STATE

Arkansas (2): McCarn, Storey
Illinois (1): Littleford
Kentucky (3): Brown, Robins, Thompson
Michigan (1): Cannon
Missouri (1): Rubel
Tennessee (4): Boykin, Currie-Jelks, Hallett, Pipkin

BY POSITION

Guards (7)
 Boykin
 Littleford
 McCarn
 Pipkin
 Robins
 Rubel
 Storey

Forwards (6)
 Brown
 Cannon
 Currie-Jelks
 Hallett
 Thompson

PRONUNCIATION GUIDE

4 **Uh-nay-uh** Brown
 5 **Say-ghen** Robins
 11 **Shay** Littleford
 23 **Shar-niece** Currie-Jelks



0

SYDNEEY BOYKIN

Junior • G • 5-9 • Clarksville, Tenn. (Mercer)

GP-GS	PPG	RPG	APG	SPG	BPG	MPG
9-0	0.6	0.2	0.0	0.1	0.0	4.9
FG%: .182 3FG%: .143 FT%: .000						
CAREER HIGHS	Pts: 11	Reb: 5	Asst: 3	Stl: 3	Blk: 1	Min: 26

- Did not see game action at Little Rock (coaches decision)
- Earned first career start against Marshall
- Played two seasons at Mercer; Played in 49 games
- Helped Bears win back-to-back SoCon tournaments
- Tallied 48 points, 54 rebounds, 23 assists, 12 steals
- Scored career-high 11 points vs. Western Carolina in 20-21
- Majoring in sociology



2

ELLA THOMPSON

Sophomore • F • 5-11 • Bardstown, Ky. (Bethlehem HS)

GP-GS	PPG	RPG	APG	SPG	BPG	MPG
3-0	1.3	2.0	1.3	0.3	0.0	17.7
FG%: .250 3FG%: .000 FT%: .000						
CAREER HIGHS	Pts: 14	Reb: 12	Asst: 1	Stl: 3	Blk: 2	Min: 38

- Out indefinitely with back injury | Could miss rest of season
- Made season debut at South Dakota State, tallying two points
- Missed first eight game with injury
- Scored in double figures four times
- Notched 10 or more rebounds twice
- Scored career-high 15 points vs. Belmont
- Tallied career-high 12 rebounds vs. SIUE
- First career double-double at Morehead State (14 pts, 10 reb)
- Majoring in business management



3

DIAMOND CANNON

Junior • F • 5-10 • Detroit, Mich. (Bradley)

GP-GS	PPG	RPG	APG	SPG	BPG	MPG
10-0	2.1	1.6	0.1	0.4	0.1	9.9
FG%: .474 3FG%: .000 FT%: .750						
CAREER HIGHS	Pts: 8	Reb: 4	Asst: 1	Stl: 2	Blk: 0	Min: 12

- Did not see game action at Little Rock (illness)
- Tallied career-highs in points (8) and rebounds (4) vs Purdue Fort Wayne
- Played one season at Bradley; Saw action in five games
- Played two seasons at Columbia State CC
- 2020-21 NJCAA All-American | 20.1 ppg, 9.3 rpg, 2.2 apg
- Tabbed 2020-21 TCCAA Player of the Year
- Scored 20 points or more 11 times in 2020-21
- Majoring in sociology



Pronunciation
Uh-nay-uh

4

ANAYA BROWN

Freshman • F • 6-1 • Lexington, Ky. (Lafayette HS)

GP-GS	PPG	RPG	APG	SPG	BPG	MPG
11-3	5.7	5.0	0.9	0.6	0.5	24.6
FG%: .367 3FG%: .500 FT%: .731						
CAREER HIGHS	Pts: 10	Reb: 11	Asst: 4	Stl: 1	Blk: 2	Min: 37

- Equalled career-high with 12 points at Little Rock
- Scored in double figures in three straight games
- Started last four games
- Notched first double-double with 10 pts, 11 rebs at South Dakota
- Scored in double figures three times
- Averaged 17.8 points, 9.4 rebounds per game as a senior
- Named Region 11 Player of the Year | Miss Kentucky finalist
- Majoring in exercise science and wellness



Pronunciation
Say-ghen

5

SEYGAN ROBINS

Graduate • G • 5-8 • Harrodsburg, Ky. (Louisville)

GP-GS	PPG	RPG	APG	SPG	BPG	MPG
11-10	8.7	1.5	2.5	1.8	0.1	29.7
FG%: .380 3FG%: .462 FT%: .923						
CAREER HIGHS	Pts: 26	Reb: 7	Asst: 6	Stl: 5	Blk: 1	Min: 39

- Tallied two points, seven rebounds, four assists at Little Rock
- Averaged 5.0 points, 3.0 assists vs. Morehead State in '21-22
- Dished out 22 assists in last six games
- Preseason All-OVC
- Scored career-high 26 points vs. SIUE in OVC Tourney
- Scored in double figures 20 times | 5x this season
- Knocked down three or more 3PT FGs in 17 career games
- Tallied four or more assists in 24 games
- Graduated in 2021 | Pursuing Master's in special education



Pronunciation
Shay

11

SHAE LITTLEFORD

Sophomore • G • 5-7 • Charleston, Ill. (Charleston HS)

GP-GS	PPG	RPG	APG	SPG	BPG	MPG
9-9	9.1	2.9	3.3	1.4	0.1	32.0
FG%: .378 3FG%: .296 FT%: .857						
CAREER HIGHS	Pts: 21	Reb: 6	Asst: 8	Stl: 6	Blk: 1	Min: 40

- Tallied 11 points, four rebounds at Little Rock
- Averaged 19.0 points, 2.5 assists vs. Morehead State in '21-22
- Returned to lineup at Little Rock after missing three games (flu)
- Tallied 14 points, career-high eight assists at Vanderbilt
- 2022-23 Preseason All-OVC | '21-22 OVC All-Newcomer team
- Scored career-high 21 points vs. Morehead State (2/16/22)
- Scored in double figures 18 times
- 3x OVC Freshman of the Week last season
- Tallied four or more steals in five games
- Majoring in sports business



12

LEXI RUBLE

Freshman • G • 6-1 • Cape Girardeau, Mo. (Notre Dame HS)

GP-GS	PPG	RPG	APG	SPG	BPG	MPG
9-9	4.3	3.9	1.0	0.9	0.4	23.9
FG%: .350 3FG%: .250 FT%: .750						
CAREER HIGHS	Pts: 12	Reb: 7	Asst: 3	Stl: 3	Blk: 1	Min: 31

- Tallied two points, two rebounds at Little Rock
- Miss three games with foot injury
- Tallied career-highs in points (12) and rebounds (7) vs. Purdue Fort Wayne
- Averaged a double-double w/ 15.9 ppg, 10.3 rpg, 4.9 apg
- Scored 1,463 points while leaving ND as program's all-time leader in rebounds (970), assists (434) and steals (289)
- Three-time Class 5 All-State selection and district POY
- Majoring in exercise science and wellness



20

HALEY HALLETT

Freshman • F • 6-1 • Savannah, Tenn. (Hardin County HS)

GP-GS	PPG	RPG	APG	SPG	BPG	MPG
0-0	0.0	0.0	0.0	0.0	0.0	0.0
FG%: .000 3FG%: .000 FT%: .000						
CAREER HIGHS	Pts: 0	Reb: 0	Asst: 0	Stl: 0	Blk: 0	Min: 0

- Has not played this season (medical)
- Prepped at Hardin County HS
- Garnered All-West Tennessee honors
- Averaged 10.0 points, 5.2 rebounds and 20 blocks as junior



Pronunciation
Shar-niece


23

SHARNECCE CURRIE-JELKS

Freshman • F • 6-2 • Jackson, Tenn. (Southside HS)

GP-GS	PPG	RPG	APG	SPG	BPG	MPG
12-12	13.2	6.5	0.8	0.8	0.8	27.6
FG%: .511 3FG%: .250 FT%: .656						
CAREER HIGHS	Pts: 23	Reb: 15	Asst: 3	Stl: 2	Blk: 4	Min: 33

- Tallied six points, seven rebounds at Little Rock
- Scored career-high 23 points at South Dakota
- Ranks in OVC top-five in points (5th), rebounds (5th), FG% (2nd)
- Snapped eight straight games in double figures at Little Rock
- Named 3x OVC Freshman of the Week (11/29)/(12/6)/(12/20)
- Tallied double-double vs. Troy | 14 points, 15 rebounds
- Scored in double figures nine times this season | 20+ twice
- Majoring in nursing



25

PAIGE PIPKIN

Graduate • G • 5-10 • Henderson, Tenn. (Chester County HS)

GP-GS	PPG	RPG	APG	SPG	BPG	MPG
12-9	10.9	2.5	2.3	1.1	0.3	30.1
FG%: .421 3FG%: .360 FT%: .739						
CAREER HIGHS	Pts: 33	Reb: 9	Asst: 7	Stl: 5	Blk: 2	Min: 40

- Tallied 11 points, four rebounds at Little Rock
- Averaged 9.5 points, 6.0 rebounds vs. Morehead State in '21-22
- Tallied season-high 23 points, five rebounds vs. Arkansas State
- 2022-23 Preseason All-OVC | 2021-22 All-OVC second team
- Scored career-high 33 points at Austin Peay
- Tallied career-high nine rebounds vs. No. 24 Virginia Tech
- Scored in double figures 30 times | 20+ 5x | 30+ once
- 4x OVC Commissioner's Honor Roll | 2021-22 OVC Medal of Honor
- Graduate in 2021 | Expected to graduate w/ MBA in Dec. 22



33

JOSIE STOREY

Freshman • G • 5-10 • Mountain View, Ark. (Mountain View HS)

GP-GS	PPG	RPG	APG	SPG	BPG	MPG
12-4	3.1	0.9	1.0	0.5	1.0	16.9
FG%: .255 3FG%: .211 FT%: .833						
CAREER HIGHS	Pts: 9	Reb: 3	Asst: 5	Stl: 3	Blk: 0	Min: 36

- Did not score in 11 minutes at Little Rock
- Started three consecutive games (SDSU, USD & MO State)
- Tallied three steals against Norfolk State
- Scored career-high 9 points at Missouri
- Prepped at Mountain View HS
- Averaged 25.0 ppg as senior
- Tallied 37 points, eight rebounds vs. Valley Springs
- Helped team to back-to-back state titles in 2019 and 2020
- Majoring in exercise science and wellness



44

KENLEY McCARN

Freshman • G/F • 5-11 • Melbourne, Ark. (Melbourne HS)

GP-GS	PPG	RPG	APG	SPG	BPG	MPG
4-3	19.8	4.3	1.0	1.3	0.8	33.5
FG%: .444 3FG%: .300 FT%: .895						
CAREER HIGHS	Pts: 31	Reb: 7	Asst: 1	Stl: 2	Blk: 2	Min: 38

- Out indefinitely with foot injury | Could miss rest of season
- Scored in double figures in all four games played
- Named OVC Player of the Week | 2x Freshman of the Week
- Scored 31 points vs. Troy | Program record for Skyhawk debut
- Led team to four straight state titles | 130-7 overall record
- Named MaxPreps Small Town All-American second team
- Named 2A state tournament MVP in three straight seasons
- Majoring in accounting

UT MARTIN ANALYTICAL SUMMARY

The plus/minus stat reflects how the team did while that player is on the court. If a player is a +5, it means his team outscored the opponent by five points while he was on the court. If he has a -3, then the opposing team outscored his team by three points while he was on the court.

NCAA

NET RANKINGS

Team	NET	Prev
UT Martin	167	169
Eastern Illinois	210	209
Tennessee Tech	218	218
Southern Indiana	244	245
Southeast Missouri	252	252
Little Rock	266	267
Tennessee State	328	327
Morehead State	337	337
Lindenwood	338	338
SIUE	342	342

Player	22-23	Avg/Gm	Best +/- Performance
#0 - Sydneey Boykin (9)	-17	-1.9	+5 vs. Murray State (11/30)
#2 - Ella Thompson (3)	-14	-4.7	+9 at South Dakota (12/14)
#3 - Diamond Cannon (10)	-26	-2.6	+5 vs. Purdue Fort Wayne (11/23)
#4 - Anaya Brown (11)	-49	-4.4	+5 vs. Purdue Fort Wayne (11/23)
#5 - Seygan Robins (11)	-10	-0.1	+26 vs. Purdue Fort Wayne (11/23)
#11 - Shae Littleford (8)	+11	0.0	+26 vs. Purdue Fort Wayne (11/23)
#12 - Lexi Rubel (8)	+2	-1.3	+25 vs. Purdue Fort Wayne (11/23)
#20 - Haley Hallett (0)	-	-	-
#23 - Sharnece Currie-Jelks (11)	-23	-2.1	+25 vs. Purdue Fort Wayne (11/23)
#25 - Paige Pipkin (11)	-37	-3.3	+22 vs. Purdue Fort Wayne (11/23)
#33 - Josie Storey (11)	-18	-1.6	+13 vs. Purdue Fort Wayne (11/23)
#44 - Kenley McCarn (4)	-1	-0.25	+15 vs. Arkansas State (11/14)

QUICK HITS



McMILLAN CAREER VICTORIES

MCMILLAN AMONGST OVC LEADERBOARD

• With a career record of 256-168, UT Martin head coach **Kevin McMillan** currently ranks third in total wins in Ohio Valley Conference history. McMillan also ranks first amongst active coaches.

Coch (Program)	W	L	%
1. Larry Inman (MTSU/EKU/TSU)	545	352	.606
2. Bill Worrell (TTU)	408	190	.682
3. Kevin McMillan (UTM)	256	168	.605
4. Lewis Bivens (MTSU)	182	103	.639
5. Marynell Meadors (TTU)	181	100	.730

STEPPING INTO OVC PLAY

• The Skyhawks are looking to continue their recent success with the opening of league play. UT Martin has ranked amongst the OVC leaders for over a decade by boasting a 161-45 record (78.1 winning percentage) against league foes while claiming six regular season titles and four tournament crowns since the 2010-11 season.

OVC ACTION BRINGS NEW RIVALS

• The 2022-23 season brings in three new programs to the Ohio Valley Conference with the addition of Lindenwood, Little Rock and Southern Indiana into the league. Little Rock joins the OVC from the Sun Belt while both Lindenwood and Southern Indiana join the league from the Division II ranks where they were both members of the Great Lakes Valley Conference.

CURRIE-JELKS NAMED OVC FRESHMAN OF THE WEEK (AGAIN)

• Forward **Sharnecce Currie-Jelks** has picked up three OVC Freshman of the Week honors after stringing together nine consecutive games in double figures. She picked up her first honor in Week 3 (Nov. 21-27) after scoring in double figures in all three games of the Hostilo Hoops Community Classic against foes Marshall, Norfolk State and Purdue Fort Wayne. Currie-Jelks averaged 16.0 points and 4.7 rebounds per game while shooting 51.4 percent from the floor. Then she averaged 14.5 points and 8.0 rebounds per game after a pair of Week 4 matchups against Murray State and Vanderbilt. She picked up another after averaging 17.0 points and 4.7 rebounds per game against South Dakota State, South Dakota and Missouri State.

ON THE ROAD AGAIN

• UT Martin wrapped up its lengthy season-long five game road trip with a heart-breaking loss to Little Rock on a buzzer-beating three-pointer. The Skyhawks picked up two wins on the trip against Vanderbilt and South Dakota while falling to South Dakota State, Missouri State and Little Rock.

CURRIE-JELKS LEADS THE WAY

• Freshman forward **Sharnecce Currie-Jelks** has been a force through the first 11 games of her Skyhawk career. Currie-Jelks has been named OVC Freshman of the Week three times already while scoring in double figures in nine contests - including a pair of 20+ point performances against South Dakota (23) and Purdue Fort Wayne (21). She also notched her first career double-double in her collegiate debut against Troy with 14 points and 15 rebounds.

COLLEGE INSIDER MID-MAJOR TOP 25

Team	Rec.	Pts.	Conf
1. Gonzaga (30)	12-2	774	West Coast
2. Columbia	10-2	725	Ivy League
3. FGCU (1)	11-2	699	ASUN
4. Princeton	7-3	646	Ivy League
5. South Dakota State	9-5	633	Summit
6. Toledo	9-2	630	Mid-American
7. Drake	5-3	555	Missouri Valley
8. Stephen F. Austin	10-2	539	WAC
9. Cleveland State	11-1	532	Horizon
10. Bowling Green	10-1	493	Mid-American
11. Drexel	8-3	447	Colonial
12. James Madison	10-2	420	Sun Belt
13. Kent State	7-3	409	Mid-American
14. Green Bay	9-4	344	Horizon
15. Ball State	9-3	324	Mid-American
16. Illinois State	6-4	311	Missouri Valley
17. Portland	8-5	271	West Coast
18. Youngstown State	8-3	210	Horizon
19. Northern Iowa	5-4	146	Missouri Valley
20. Vermont	9-4	117	America East
21. UC Irvine	8-3	102	Big West
22. ETSU	12-3	83	Southern
23. Old Dominion	8-5	81	Sun Belt
24. Grand Canyon	8-3	72	WAC
25. Quinnipiac	6-5	61	Metro Atlantic

BROWN CHURNS A DOUBLE-DOUBLE

• Freshman forward **Anaya Brown** became just the third active member of the Skyhawks - joining **Ella Thompson** and **Sharnecce Currie-Jelks** - to record a double-double with an impressive contest at South Dakota. Brown helped lead the Skyhawks to a victory after tallying 10 points and 11 rebounds - both career highs.

SHOOT GOOD, FEEL GOOD

• Like most teams, when the Skyhawks shoot well, the results usually follow. In the team's four wins this season, UT Martin has shot at least 40 percent from the floor with the team's best night coming against Purdue Fort Wayne in which they made 54.5 percent. Conversely, in the Skyhawks eight losses, they have only shot over 40 percent against Troy.

MASTER PIPKIN, THE DOUBLE GRADUATE

• Graduate guard **Paige Pipkin** has not only been a standout performer on the court during her tenure with the Skyhawks, but also has two degrees with her name on it. After graduating with a bachelor's degree in accounting in May of 2021, Pipkin recently completed her Master's in business administration in December of 2023.

YOUTH MOVEMENT IS MAKING WAVES

• UT Martin has benefitted from the strong outings by their freshman class this season. Of the team's 62.6 points per game this season, the Skyhawks' freshmen have combined to score 53.2 percent (388 points) of the team's offensive output. Meanwhile, the graduate tandem of **Paige Pipkin** and **Seygan Robins** have combined for 31.4 percent.

SKYHAWKS KNOCK OFF ANOTHER POWER-FIVE PROGRAM

• With a 66-54 win against Vanderbilt on Dec. 4, the Skyhawks picked up their fourth win against a Power 5 program in the school's Division I history. The win marked the team's first victory since knocking off Alabama in 2015 (83-65) and the most recent road win since also upsetting Alabama in 2013 (75-57). Overall, the Skyhawks have program wins against Alabama, Ole Miss and Vanderbilt.

FRESHMEN ARE CLEANING UP WEEKLY OVC HONORS

• UT Martin has claimed five of the OVC Freshman of the Week honors through the first seven weeks. Guard **Kenley McCarn** garnered back-to-back selections in Week 1 and 2 while forward **Sharnecce Currie-Jelks** claimed consecutive honors in Week 3 and 4 and another in Week 6. A Skyhawk has won freshman of the week honors in every week they have competed in.



CURRIE-JELKS NAMED TO HOSTILO HOOPS ALL-TOURNAMENT TEAM

• Freshman **Sharnecce Currie-Jelks** was named to the Hostilo Hoops Community Classic All-Tournament team after scoring in double figures in all three contests and averaging 16.0 points and 4.7 rebounds per game. While shooting 51.4 percent from the field during the tournament, she scored a career-high 21 points in the win over Purdue Fort Wayne.

THAT 70'S SHOW

• 70 has proven to be the magic number for the Skyhawks in recent history. Under the direction of head coach Kevin McMillan, UT Martin is 187-38 when eclipsing the 70-point plateau. When the Skyhawks have scored 80 points or more, they are 116-9 during the same span.

SKYHAWK TRIO GARNERS PRESEASON HONORS

• The Skyhawk trio of **Paige Pipkin**, **Shae Littleford** and **Seygan Robins** were recognized as Preseason All-Ohio Valley Conference honorees. Meanwhile, the Skyhawks were picked to finish second in the league standings in a preseason poll of the league's head coaches and sports information directors. **Pipkin** was an All-OVC second team selection after averaging 12.3 points and 4.1 rebounds per game. **Littleford** was added to the OVC All-Newcomer team after averaging 11.0 points and 2.0 assists per game. Meanwhile, **Robins** averaged 9.8 points and 2.8 assists.

McCARN EARNS PAIR OF OVC WEEKLY HONORS

• Newcomer **Kenley McCarn** picked up a pair of OVC honors after an impressive debut performance by being named both OVC Player of the Week and Freshman of the Week. McCarn averaged 31.0 points, 3.0 rebounds, 2.0 blocks and 1.0 assists for the week while shooting 63.1 percent from the floor and 100 percent from the free throw stripe.

DOWN BUT NOT OUT

• UT Martin faced a second half deficit as large as 10 points against Arkansas State before rallying to pick up a 73-54 victory for the team's first win of the season. The Skyhawks held the Red Wolves to just 21 points in the second half and finished the game on a 23-2 run to pull away for the 19-point victory.

DEBUT FOR THE RECORD BOOKS

• Skyhawk freshman **Kenley McCarn** wasted no time in making her presence known this season by scoring 31 points in the season-opener against Troy. McCarn scored 31 points while making 12-of-19 field goal attempts and 6-of-6 free throw attempts to rank as the most points by a Skyhawk in their debut.

FRESHMAN DOUBLE-DOUBLE

• Freshman forward **Sharnecce Currie-Jelks** had a big night in her collegiate debut by recording a double-double against Troy. Currie-Jelks tallied 14 points and 15 rebounds in her first official game since her junior season of high school. The contest also marked the first time a Skyhawk had tallied 15 or more rebounds since current assistant coach Maddie Waldrop tallied 16 boards against Tennessee State in 2019.



SKYHAWK RECORD WHEN...

Playing at home.....	1-2
Playing on the road.....	2-4
Playing on a neutral floor.....	1-2
Playing Top-25 Opponent.....	0-0
Playing day games.....	3-1
Playing night games.....	1-7
Playing in white uniforms.....	1-3
Playing in navy uniforms.....	2-2
Playing in orange uniforms.....	1-3

Leading at halftime.....	2-2
Trailing at halftime.....	2-6
Tied at halftime.....	0-0

Game decided by 1-4 points.....	0-1
Game decided by 5-9 points.....	1-3
Game decided by 10-14 points.....	1-1
Game decided by 15 points or more.....	2-3
Scoring less than 60 points.....	0-7
Scoring 60-69 points.....	2-0
Scoring 70-79 points.....	1-0
Scoring 80-89 points.....	1-1
Scoring 90-99 points.....	0-0
Scoring 100 or more points.....	0-0
Allowing less than 50 points.....	0-1
Allowing 50-59 points.....	3-0
Allowing 60-69 points.....	1-2
Allowing 70-79 points.....	0-4
Allowing 80 or more points.....	0-1

Finishing with better FG%.....	4-2
Finishing with worse FG%.....	0-5
Shooting 50% or better on FGs.....	1-1
Shooting under 50% on FGs.....	2-7
Finishing with better 3PT FG%.....	2-3
Finishing with worse 3PT FG%.....	2-5
Shooting 40% or better on 3PT FGs.....	2-2
Shooting under 40% on 3PT FGs.....	2-6

Leading in rebounds.....	2-1
Trailing in rebounds.....	1-7
Tied in rebounds.....	1-0
Leading in assists.....	3-1
Trailing in assists.....	1-7
Tied in assists.....	0-0
Leading in steals.....	2-3
Trailing in steals.....	0-5
Tied in steals.....	2-0
Leading in blocks.....	1-2
Trailing in blocks.....	2-6
Tied in blocks.....	1-0

Committing fewer turnovers than opponent.....	3-3
Committing more turnovers than opponent.....	0-3
Committing same number of turnovers.....	1-1
Winning on points in the paint.....	4-1
Losing on points in the paint.....	0-6
Scoring the same number of points in paint.....	0-0
Scoring more bench points.....	1-2
Scoring fewer bench points.....	3-5
Scoring the same number of bench points.....	0-0
Scoring more fastbreak points.....	3-1
Scoring fewer fastbreak points.....	1-6
Scoring the same number of fastbreak points.....	0-0

A Skyhawk scores 20+ points.....	3-1
A Skyhawk scores 30+ points.....	0-1
A Skyhawk records a double-double.....	1-1

Playing in November.....	2-5
Playing in December.....	2-2
Playing in January.....	0-0
Playing in February.....	0-0
Playing in March.....	0-0

QUICK HITS

HOME COURT ADVANTAGE

• UT Martin has tallied 271 home victories since 1995, making the Elam Center a daunting place for visiting teams. During McMillan's tenure the Skyhawks have posted a 131-35 record at home since taking over as head coach, posting an .789 winning percentage. The Skyhawks have also posted a 95-16 home record (85.6 percent) against OVC foes during the same span.

UT Martin Record at Home Under McMillan

2018-19.....	14-1	2010-11.....	10-0
2019-20.....	13-1	2012-13.....	10-5
2011-12.....	12-1	2014-15.....	10-2
2013-14.....	11-1	2020-21.....	9-1
2015-16.....	11-1	2009-10.....	7-4
2017-18.....	11-3	2016-17.....	7-6
2021-22.....	5-8	2022-23.....	1-2

FOUR SKYHAWKS REACH DOUBLE FIGURES

• UT Martin has shown balance this season by placing four players in double figures in two contests. The Skyhawks did it the first time against Troy before also repeating the feat against South Dakota. The performance was in stark contrast to last season in which it took the Skyhawks 14 games until they placed four players in double-digits offensively.

FRESHMEN STARTERS

• UT Martin saw its freshman class carry a heavy load in the team's season-opener against Troy. The Skyhawks started three freshman in the contest while bringing two others off the bench. The contest marked the first time since 2010-11 that the Skyhawks started three or more true freshmen in a season opener.

SKYHAWKS MATCH UP AGAINST THE BEST

• UT Martin has never shied away from playing some of the best teams in the country under head coach **Kevin McMillan**. Since taking over in 2009-10, McMillan and the Skyhawks have played 28 nationally ranked opponents. This season the Skyhawks are set to play nationally ranked and defending WNIT champion South Dakota State along with seven other programs which earned postseason berths in 2021-22.

SKYHAWKS RETURN OFFENSIVE PRODUCTION

• The Skyhawks return 70.8 percent of their offensive production in the team's four returners from last year's squad. **Paige Pipkin** led the team with 12.3 points per game while **Shae Littleford** also averaged double figures with 11.0 points per game. The team also welcomes back the squad's third and sixth leading scorers in **Seygan Robins** (9.8 ppg) and **Ella Thompson** (6.3 ppg) combining for 39.6 of the team's 70.8 points per contest.

SKYHAWKS PICKED TO FINISHED SECOND IN OVC

• In a poll of the OVC's head coaches and sports information directors, UT Martin has been picked to finish second in the league's preseason poll. The Skyhawks garnered 134 points overall and four first place votes.

2022-23 OVC Predicted Order of Finish

1.	Tennessee Tech (11 first place votes) - 147
2.	UT Martin (4 first place votes) - 134
3.	Little Rock (4 first place votes) - 129
4.	Eastern Illinois - 115
5.	Tennessee State (1 first place vote) - 95
6.	SIUE - 83
7.	Southern Indiana - 66
8.	Southeast Missouri - 61
9.	Lindenwood - 33
	Morehead State - 33

EIGHT SKYHAWKS NAMED TO OVC COMMISSIONER'S HONOR ROLL

• The Skyhawk women's basketball team featured eight players which were named to the OVC Commissioner's Honor Roll for the 2021-22 academic year with at least a 3.25 Grade Point Average. Included on that list are returners **Shae Littleford**, **Paige Pipkin**, **Seygan Robins** and **Ella Thompson**.

McMILLAN'S CHAMPIONSHIP PEDIGREE

• UT Martin has won 10 OVC championship under Kevin McMillan including six regular season titles (2011-12, 2013-14, 2014-15, 2015-16, 2019-20, 2020-21) and four OVC tournament crowns (2011, 2012, 2013, 2014). His 10 titles lead all active OVC coaches - men or women.

Coch, School	Season	Tourn.	Total
Kevin McMillan, UT Martin (W)	6	4	10
Rekha Patterson, SEMO (W)	0	1	1
Preston Spradlin, Morehead State (M)	0	1	1

UT MARTIN FROM DEEP

• The Skyhawks have made a three-pointer field goal in 435 consecutive games, a streak which dates back to Feb. 3, 2009 against Austin Peay and ranks seventh nationally.

Program	Total
1. Iowa State (Feb. 1995-Pres.)	847
2. Chattanooga (Dec. 16, 1999-Pres.)	696
3. Milwaukee (2002-Pres.)	594
4. UC Davis (Feb. 15, 2003-Pres.)	553
5. Bowling Green (Feb. 12, 2005-Pres.)	540
6. Austin Peay (2006-Pres.)	475
7. UT Martin (Feb. 3, 2009-Pres.)	435

250 WINS AND CLIMBING

• UT Martin head coach **Kevin McMillan** picked up his 250th career victory with a 60-57 win over Austin Peay on Feb. 14. With the win, McMillan became the sixth head coach in OVC history to eclipse 250 career victories - men's and women's.

Coch (Program)	W	L	%
1. Larry Inman (MTSU/EKU/TSU)	545	352	.606
2. Dave Loos (APSU)	420	410	.506
3. Bill Worrell (TTU)	408	190	.682
4. Cal Luther (MUR/UTM)	319	283	.530
5. E.A. Diddle (WKU)	296	143	.674
6. Kevin McMillan (UTM)	256	168	.605

LITTLEFORD AND PIPKIN GARNER OVC MEDALS OF HONOR

• The Skyhawk duo of **Shae Littleford** and **Paige Pipkin** earned OVC Academic Medal of Honor awards after stellar academic seasons in 2021-22. The OVC Academic Medal of Honor is given annually to the student-athletes who achieve the highest grade point average in a Conference-sponsored sport. Each of the 287 OVC Medal of Honor recipients for the 2021-22 academic year carried a perfect 4.0 GPA.

SKYHAWK BIRTHDAYS

Haley Hallett	January 14, 2004
Seygan Robins	February 17, 1999
Josie Storey	March 4, 2004
Ella Thompson	March 14, 2003
Anaya Brown	March 27, 2004
Sydnee Boykin	April 3, 2002
Sharnecce Currie-Jelks	May 27, 2004
Paige Pipkin	October 4, 1998
Kenley McCarn	October 8, 2003
Diamond Cannon	October 14, 2000
Lexi Rubel	October 22, 2003
Shae Littleford	October 25, 2002

2023 OVC BASKETBALL CHAMPIONSHIP RETURNS TO EVANSVILLE

• For the sixth straight year, the Ohio Valley Conference Board of Presidents has awarded the 2023 OVC Women's Basketball Championship to the Ford Center in Evansville, Ind. The OVC Basketball Championship is scheduled for March 1-4 and will feature eight women's teams with a merit-based double-bye system.

KATHLEEN AND TOM ELAM CENTER

• Built in 1963, the Kathleen and Tom Elam Center was named in honor of longtime UT Board of Trustees member Col. Tom Elam and his wife, Kathleen. The Elam Center houses both the women's and men's basketball teams with all home games being played in Skyhawk Arena. In addition of Skyhawk Arena, which holds a seating capacity of approximately 4,300 seats, the Elam Center also houses both teams locker rooms, training facility and weight room.

OHIO VALLEY CONFERENCE



OVC WEEKLY AWARDS

OVC PLAYER OF THE WEEK

Date	Player	Team
Nov. 15	Kenley McCarn	UT Martin
	Gia Adams	Tennessee State
Nov. 22	Lariah Washington	Eastern Illinois
Nov. 29	Ajulu Thatha	SIUE
	Meredith Riley	Southern Indiana
Dec. 6	Lariah Washington	Eastern Illinois
Dec. 13	Meredith Raley	Southern Indiana
Dec. 20	Lariah Washington	Eastern Illinois
Dec. 27	Mary McGrath	Lindenwood
	Hannah Haithcock	Southern Indiana
Jan. 3	-	-
Jan. 10	-	-
Jan. 17	-	-
Jan. 24	-	-
Jan. 31	-	-
Feb. 7	-	-
Feb. 14	-	-
Feb. 21	-	-
Feb. 28	-	-

OVC NEWCOMER OF THE WEEK

Date	Player	Team
Nov. 15	Jaiyah Smith	Little Rock
Nov. 22	Macy McGlone	Eastern Illinois
Nov. 29	Veronica Charles	Morehead State
Dec. 6	Veronica Charles	Morehead State
Dec. 13	Erica Haynes-Overton	Tennessee State
Dec. 20	Nikki Metcalfe	Little Rock
Dec. 27	KK Rodriguez	SIUE
Jan. 3	-	-
Jan. 10	-	-
Jan. 17	-	-
Jan. 24	-	-
Jan. 31	-	-
Feb. 7	-	-
Feb. 14	-	-
Feb. 21	-	-
Feb. 28	-	-

OVC FRESHMAN OF THE WEEK

Date	Player	Team
Nov. 15	Kenley McCarn	UT Martin
Nov. 22	Kenley McCarn	UT Martin
Nov. 29	Sharnecce Currie-Jelks	UT Martin
Dec. 6	Sharnecce Currie-Jelks	UT Martin
Dec. 13	Faith Lee	Little Rock
	Alecia Doyle	Southeast Missouri
Dec. 20	Sharnecce Currie-Jelks	UT Martin
Dec. 27	Faith Lee	Little Rock
Jan. 3	-	-
Jan. 10	-	-
Jan. 17	-	-
Jan. 24	-	-
Jan. 31	-	-
Feb. 7	-	-
Feb. 14	-	-
Feb. 21	-	-
Feb. 28	-	-



OVC STANDINGS

SCHOOL	OVC	PCT.	H	A	STREAK	OVERALL	PCT.	H	A	N	STREAK
Eastern Illinois	1-0	1.000	1-0	0-0	W1	9-3	.750	5-2	4-1	0-0	W1
Tennessee Tech	1-0	1.000	0-0	1-0	W1	7-4	.636	5-0	2-4	0-0	W1
Southern Indiana	1-0	1.000	1-0	0-0	W1	7-5	.583	5-1	2-4	0-0	W2
Morehead State	1-0	1.000	0-0	1-0	W1	5-7	.417	4-1	1-6	0-0	W1
Little Rock	1-0	1.000	1-0	0-0	W1	4-8	.333	4-3	0-5	0-0	W1
Southeast Missouri	0-1	.000	0-0	0-1	L1	5-7	.417	5-0	0-6	0-1	L1
Tennessee State	0-1	.000	0-1	0-0	L1	5-7	.417	5-2	0-5	0-0	L1
UT Martin	0-1	.000	0-0	0-1	L1	4-8	.333	1-2	2-4	1-2	L2
Lindenwood	0-1	.000	0-0	0-1	L1	1-11	.083	1-2	0-6	0-3	L3
SIUE	0-1	.000	0-1	0-0	L1	1-11	.083	0-4	1-6	0-1	L3



OVC SCHEDULE AT A GLANCE

Saturday, December 31

SIUE at Southeast Missouri*	Noon	ESPN+
Southern Indiana at Eastern Illinois*	1 pm	ESPN+
Little Rock at Tennessee State*	1 pm	ESPN+
Morehead State at UT Martin*	1 pm	ESPN+
Tennessee Tech at Lindenwood*	1 pm	ESPN+

Wednesday, January 4

Lindenwood at Little Rock*	5 pm	ESPN+
----------------------------	------	-------

Thursday, January 5

Tennessee State at SIUE*	3 pm	ESPN+
Southern Indiana at Morehead State*	4 pm	ESPN+
Eastern Illinois at Tennessee Tech*	5:30 pm	ESPN+
Southeast Missouri at UT Martin*	5:30 pm	ESPN+



PRESEASON HONORS

Predicted Order of Finish

1.	Tennessee Tech (11 first-place votes)	147
2.	UT Martin (Four first-place votes)	134
3.	Little Rock (Four first-place votes)	129
4.	Eastern Illinois	115
5.	Tennessee State (One first-place vote)	95
6.	SIUE	83
7.	Southern Indiana	66
8.	Southeast Missouri	61
9.	Lindenwood	33
	Morehead State	33

Preseason All-OVC Team

Lariah Washington, Eastern Illinois	G	Sr.
Paige Pipkin, UT Martin	G	Gr.
Gia Adams, Tennessee State	G	So.
Shae Littleford, UT Martin	G	So.
Mikayla Kinnard, SIUE	G	Sr.
Jada Guinn, Tennessee Tech	G	Sr.
Jordan Brock, Tennessee Tech	G	Gr.
Anna Walker, Tennessee Tech	F	Jr.
Seygan Robins, UT Martin	G	Gr.
Hannah Haithcock, Southern Indiana	F	Sr.
Kennedi Watkins, Southeast Missouri	F	So.
Morgan Litwiller, Eastern Illinois	F	Sr.



STATISTICAL LEADERS

SCORING

Rk.	Name	GP	FG	3FG	FT	PTS	PPG
1.	Lariah Washington-EIU	12	85	12	45	227	18.9
2.	Hannah Haithcock-USI	12	70	1	34	175	14.6
3.	Meredith Raley-USI	12	62	9	40	173	14.4
4.	Gia Adams-TSU	12	57	16	39	169	14.1
5.	Vanessa Shafford-USI	12	58	29	13	158	13.2
	Sharnecce Currie-Jel-UTM	12	67	3	21	158	13.2
7.	Veronica Charles-MOR	12	58	22	18	156	13.0
8.	Maaliya Owens-TTU	10	49	22	8	128	12.8
9.	Erica Haynes-Overton-TSU	12	54	7	36	151	12.6
10.	Mary McGrath-LIN	12	55	17	8	135	11.3

REBOUNDING

Rk.	Name	GP	OFF	DEF	TOT	RPG
1.	Sierra McCullough-TSU	10	26	48	74	7.4
2.	Macy McGlone-EIU	12	33	52	85	7.1
3.	Vanessa Shafford-USI	12	16	67	83	6.9
4.	Lyric Cole-TSU	12	24	55	79	6.6
5.	Sharnecce Currie-Jel-UTM	12	22	56	78	6.5

ASSISTS

Rk.	Name	GP	NO.	APG
1.	Sandra Lin-MOR	12	62	5.2
2.	Jaiyah Harris-Smith-LR	12	59	4.9
3.	Miah Monahan-EIU	12	55	4.6
4.	Jada Guinn-TTU	11	42	3.8
5.	Lariah Washington-EIU	12	43	3.6



GET TO KNOW McMILLAN

EDUCATION

- Undergraduate: Rhodes College, 1989
- Masters: Middle Tennessee, 2007

PLAYING CAREER HIGHLIGHTS

- Began career at Wake Forrest in 1985
- Played three years at Rhodes College, 86-89
- 1988 SCAC Player of the Year
- Three-time SCAC All-Conference Selection
- Ranked No. 9 all-time Rhodes (1,372 pts)

CAREER HISTORY

UT MARTIN (2009-PRESENT)

- Head Coach
- 256-168 in 14 seasons
- Went to four consecutive NCAA Tournaments
- Posted seven 20-win seasons
- Four-time OVC Coach of the Year
- Won six OVC season championships
- Won four OVC Tournament championships
- Led team to nine postseason berths

GIBSON COUNTY HS (2007-09)

- Head Coach
- 62-6 record in two seasons
- Won state championship in 2008-09

MIDDLE TENNESSEE (2005-07)

- Assistant Coach
- Went to back-to-back NCAA Tournaments

WESTVIEW HS (1997-2005)

- Head Coach
- 196-73 record in eight seasons

MILLINGTON CENTRAL HS (1990-97)

- Head Coach
- 177-47 in seven seasons

CHAMPIONSHIPS

OVC CHAMPIONSHIP

- 2012, 2014, 2015, 2016, 2020, 2021

OVC TOURNAMENT CHAMPIONSHIP

- 2011, 2012, 2013, 2014

COACHING HONORS

- 2009-10 OVC Coach of the Year
- 2010-11 TSWA Women's Coach of the Year
- 2014-15 OVC Coach of the Year
- 2015-16 OVC Coach of the Year
- 2020-21 OVC Coach of the Year



BY THE NUMBERS

- **Overall:** 256-168 (.604)
- **OVC Play:** 169-55 (.754) | **Non-OVC:** 86-110
- **Home:** 131-36 | **Away:** 97-104 | **Neutral:** 27-23
- **Conference Championships:** Six (12, 14, 15, 16, 20, 21)
- **Postseason:** 24-17 | **NCAA:** 0-4 | **WNIT:** 3-4



McMILLAN AT A GLANCE

In his 14 seasons as a NCAA Division I head coach, Kevin McMillan has racked up **256** total wins to serve as the OVC's active leader,

256

10

McMillan has led the Skyhawks to **10** OVC championships in his 13 seasons - including six regular season and four tournament crowns.

McMillan has led the Skyhawks to the postseason **nine** times in 13 seasons - including four consecutive NCAA Tournaments from 2010-14.

9



HEAD COACH KEVIN McMILLAN



YEAR-BY-YEAR HEAD COACHING RECORD

YEAR	OVERALL	OVC	FINISH	POSTSEASON
2009-10	11-19 .366	8-10 .444	4th	-
2010-11	21-11 .656	14-4 .777	2nd	NCAA Tournament First Round
2011-12	23-9 .719	15-1 .938	1st	NCAA Tournament First Round
2012-13	19-15 .559	11-5 .688	4th	NCAA Tournament First Round
2013-14	24-8 .750	15-1 .938	1st	NCAA Tournament First Round
2014-15	22-11 .667	16-0 1.000	1st	WNIT First Round
2015-16	22-10 .688	14-2 .875	1st	WNIT Second Round
2016-17	12-19 .387	8-8 .500	4th	-
2017-18	19-15 .559	13-5 .722	2nd	WNIT First Round
2018-19	23-9 .718	13-5 .722	2nd	-
2019-20	22-10 .688	16-2 .888	1st	WNIT Qualifier (Canceled)
2020-21	22-6 .785	17-2 .898	1st	WNIT Memphis Regional
2021-22	12-18 .413	9-9 .500	6th	-
2022-23	4-8 .333	0-1 .00	-	-
OVERALL	256-168 .604	169-555 .754		Nine Postseason Appearances

The eighth head coach in UT Martin women's basketball history, Kevin McMillan is in his 14th year at the helm of the Skyhawk program as the school's all-time wins leader with 252 career victories.

Overall, the Skyhawks have won 10 Ohio Valley Conference titles during his 13 seasons at UT Martin – including six regular season titles and four tournament crowns. The Skyhawks reached the postseason in six consecutive seasons and nine seasons overall while reaching the NCAA Tournament in 2011, 2012, 2013 and 2014 while earning a bid to the Women's NIT in 2015, 2016, 2018, 2020 (canceled) and 2021. Additionally, the program has recorded eight 20-win seasons in the past 11 years with the Skyhawks posting a 252-160 record under McMillan, including a 169-54 mark in conference play. His 252 victories rank as the third-highest win total in OVC history, as he accounts for four OVC Coach of the Year awards.

Off the court, McMillan's teams have exceeded the average NCAA Academic Progress Rate in each of his 13 seasons. He has produced two OVC Scholar-Athletes (the highest individual honor in the league) and has graduated 100 percent of his student-athletes who have completed their eligibility in his Skyhawk tenure.

In 2021-22, the Skyhawks battled injuries and illness most of the season before finishing the campaign with a 12-18 overall record while going 9-9 in OVC play. The season snapped a streak of 12 consecutive years in which the Skyhawks finished in the top four of the OVC standings after entering the OVC Basketball Championship as the sixth seed. UT Martin boasted a pair of postseason awards as Paige Pipkin (All-OVC second team) and Shae Littleford (All-Newcomer) represented the squad.

Despite the 2020-21 season facing numerous challenges related to COVID-19 the Skyhawks posted yet another banner year. UT Martin notched its 11th 20-win season in program history after going 22-6 overall while posting a 17-2 mark in league play for the team's seventh regular season championship. In addition to the team's championship run, the squad earned a berth to the WNIT where they posted a pair of wins over Louisiana and Illinois State to become the first team in OVC history to record multiple victories in the same postseason.

Highlighting the season individually was the play of All-OVC forwards Chelsey Perry and Dasia Young who both earned first team honors. Perry was named the OVC Player of the Year for the second straight season after leading the league in multiple statistical categories including scoring (22.9 ppg), field goal percentage (50.2 percent) and field goals made (164). Following the season, Perry made waves by becoming the highest selection in OVC history by being selected 26th overall in the WNBA Draft by the Indiana Fever.

The Skyhawks posted their sixth league title in program history in 2019-20 after posting a 22-10 overall record while going 16-2 in league action. UT Martin would receive a berth into the Women's NIT after falling in the OVC Basketball Championship finals but the postseason event would be canceled because of COVID-19. In a season in which injuries plagued the roster, the Skyhawks continually rose to the occasions with its 10th 20-win season in program history while featuring a pair of All-OVC first-team performers in Perry and Maddie Waldrop.

Perry dominated postseason honors by being named WBCA Coaches' All-American honorable mention, a finalist for the Becky Hammon Mid-Major Player of the Year and OVC Player of the Year selection after ranking first nationally in field goal made (286), second in total points (740) and third in both points per game (23.1) and field goal attempts (386). Meanwhile, Waldrop earned her first All-OVC honor after ranking amongst OVC leaders in defensive rebounds (5.9, fourth), field goal percentage (48.6, fifth), rebounding (7.8 rpg, seventh) and scoring (12.7 ppg, eighth).

Despite having one of the youngest teams in the country on a program which featured just one senior on the roster, the Skyhawks still managed to meet program expectations throughout the 2018-19 season. The Skyhawks would post a 23-9 overall mark while finishing tied for second in the league standings with a record of 13-5. The team's 23 wins tied for the most wins in program history while appearing in the OVC Basketball Championship title contest for the seventh time in the last nine seasons. Highlighting the season was the emergence of senior Emanyne Robertson who put the finishing touches on her career with an All-OVC first team and OVC Defense Player of the Year selection. Meanwhile, sophomore Chelsey Perry earned All-OVC second team honors while freshman

Brittini Moore was selected to the OVC All-Newcomer squad.

McMillan saw the Skyhawks return to the postseason for the seventh time in his tenure in 2017-18 with another appearance in the Women's NIT. The Skyhawks would ultimately post a 19-15 overall mark while notching a 13-5 mark in league play to earn the No. 2 seed in the OVC Basketball Championship – where the squad advanced to the tournament finals before falling to No. 22 ranked Belmont in overtime. With the league's automatic bid to the Women's NIT, the Skyhawks would travel to Indiana where they fell to the eventual tournament champions.

Faced with one of the youngest rosters in the nation – boasting just four returners and an abundance of key injuries – the Skyhawks' 2016-17 campaign was a year of highs and lows. UT Martin would post a 12-19 overall record while finishing 8-8 in league play – earning the No. 4 seed in the OVC Basketball Championship before ultimately falling in the tournament semifinals. While the season failed to meet expectations, the squad found growth as three Skyhawks earned All-OVC honors. Spray highlighted the season by becoming just the program's third OVC Freshman of the Year while joining Feldhaus and Mason on the All-OVC second team.

The Skyhawks found success once again during the 2015-16 season, notching the program's eighth 20-win season after finishing with a 22-10 overall record and a 14-2 league mark despite playing with just seven healthy scholarship players for much of the year. The Skyhawks notched their third consecutive regular season title, ranking as the third program in conference history and first since 1993. After winning the season championship, the Skyhawks clinched their sixth straight postseason berth, earning a berth in the Women's NIT where they advanced to the second round before falling to Western Kentucky after defeating Memphis – notching the program's first postseason victory since 1999. With the squad's success, McMillan notched his second straight OVC Coach of the Year award – marking just the second time in league history that a coach has won the award in back-to-back seasons.

The 2014-15 season kept with the theme of several program firsts within McMillan's tenure while the squad's 22-11 overall record marked the program's seventh 20-win season. UT Martin notched yet another piece of OVC history after becoming just the sixth team in league history to finish the conference season with an unblemished record and just the second to finish 16-0. With the perfect conference record, the Skyhawks clinched their third OVC season title in the last four years while posting a league record of 46-2 during the stretch. The season also served as the fifth consecutive postseason appearance for the Skyhawks after earning an invitation to the Women's National Invitational Tournament against Ole Miss.

McMillan's 2013-14 squad recorded its sixth OVC championship during a four-year period with both a regular season and tournament championship. The McMillan led Skyhawks set new program records in victories with 24, while setting a new single season scoring record with 2,681 points en route to receiving the program's first votes in the USA TODAY Sports Top 25 Coaches' Poll and a near upset in the NCAA Tournament against No. 7 North Carolina.

The Skyhawks were led by the play of two premier senior guards in Heather Butler and Jasmine Newsome. Butler finished her career as UT Martin and the OVC's all-time leading scorer with 2,865 career points after being named the league's Player of the Year. Butler finished tied for 16th on the NCAA's all-time scoring list while scoring in double figures every game of her career, spanning 129 games and ranking fifth all-time. She also left the Skyhawks as the best three-point shooter in NCAA history after tying the career three-pointers record with 392.

Joining Butler with postseason accolades was the highly decorated Newsome. Newsome notched her third OVC Defensive Player of the Year honor while finishing her Skyhawk career as the school and league's second all-time leading scorer – second to Butler – with 2,566 career points. The two-time OVC Player of the Year was also named All-Mid Major Player of the Year and Mid Major All-American by College Sports Madness.

In his fourth year, the Skyhawks notched their third consecutive OVC Tournament championship during the 2012-13 season, downing No. 2 seed Tennessee Tech 87-80 in overtime on March 9, 2013. With the victory, UT Martin would advance to their third straight trip to the NCAA Tournament, to take on the Notre Dame Fighting Irish. The Skyhawks suffered a 97-64 setback to the eventual National Championship runner-up despite Butler scoring a tournament-best 37 points in the contest.

In 2011-12, McMillan's Skyhawks captured their second OVC Tournament championship in program history, downing No. 3 seed Tennessee Tech 82-65 on March 5. With the victory, UT Martin advanced to make its second consecutive NCAA Tournament appearance, traveling to the Horizon Center in Rosemont, Ill., to take on the Tennessee Lady Vols. The Skyhawks suffered a 72-49 setback to the hands of alumnus Pat Head Summitt.

Consisting of a roster of mostly West Tennessee players, the Skyhawks went 23-9 with a 15-1 OVC mark despite having a relatively young roster which featured just one senior. The 23-win season was the second consecutive 20-win slate for the Skyhawks while also leading the nation in scoring with 80.1 points per game. The Skyhawks were also the nation's top team in assist-to-turnover ratio (1.43) and sixth in assists (17.7 apg).

The 2010-11 season laid the foundation for the future, as three different Skyhawks combined to win an OVC Record 13 Freshmen of the Week honors along with the OVC Team Sportsmanship Award. McMillan's guided the team to a second place finish during the regular season before winning the program's first OVC Tournament title. With the title, the Skyhawks earned its first berth in the NCAA Tournament and played at Cameron Indoor Arena against the Duke Blue Devils.

The Skyhawks went 21-11 with a 14-4 OVC mark in 2010-11 despite having a roster that was the youngest team in America (only two years of Division-I experience heading into the season). The 20-win season was the first since 1998-99 and fourth 20-win campaign in program history.

McMillan's first season at UT Martin was a transformation in every sense of the work as he took over a program that had just finished 2-27 and went winless in conference play. Under his direction the Skyhawks finished the 2010-11 season with an overall record 11-19 while making the program's first OVC Tournament appearance since 2006-07. McMillan took his team all the way to the semifinals of the tournament along with being named OVC Coach of the Year and TSWA Women's Co-Head Coach of the Year.

Prior to being named head coach of the Skyhawks on June 15, 2009, McMillan posted a decorated career as a high school coach within the state of Tennessee. Through his 17 years in the prep ranks, the accumulated a record of 435-126 while winning one state championships and sporting six state tournament appearances. He has had coaching stints at Gibson County High School in Dyer (2007-09), Westview High School in Martin (1997-2005) and Millington High School in Millington (1990-97). McMillan was twice named the Jackson Sun's West Tennessee Coach of the Year in 2003 and 2009, while being tabbed district Coach of the Year 10 times. He also spent two season as an assistant coach at Middle Tennessee State.

McMillan played basketball at Wake Forest for one season (1985) before transferring to Rhodes College to finish out his career from 1986-89. At Rhodes, he was a three-time all-conference selection and in 1988 was named the Southern Collegiate Athletic Conference Player of the Year. In only three seasons, he scored 1,372 career points and still ranks ninth all-time at Rhodes for career points scored.

McMillan received his bachelor's degree in math and business in 1989 from Rhodes, then completed his master's in health and human performance at Middle Tennessee in 2007. He has two sons, Matt and Ben, along with one daughter, Alli.

McMILLAN VS. ALL OPPONENTS

Air Force	2-0	Mississippi Valley State	2-0
Alabama	2-1	Missouri	0-6
Alabama Huntsville	2-0	Missouri State	0-1
Arizona	0-1	Morehead State	13-7
Arkansas	0-1	Murray State	24-7
Arkansas State	5-3	Nebraska	0-1
Austin Peay	22-5	Norfolk State	0-1
Baylor	0-1	North Carolina	0-1
Belmont	10-12	North Carolina A&T	2-1
Bowling Green	0-1	North Dakota	1-0
Central Arkansas	1-1	Northern Kentucky	0-1
Cincinnati	2-0	Northwestern	0-4
Chattanooga	2-4	Notre Dame	0-1
Christian Brothers	1-0	Ole Miss	0-1
Colorado	0-1	Ohio	0-1
Dayton	0-1	Ohio State	0-1
DePaul	0-1	Oral Roberts	0-1
Duke	0-1	Pepperdine	0-1
Eastern Illinois	22-9	Purdue	0-3
Eastern Kentucky	17-2	Purdue Fort Wayne	1-0
Eastern Washington	0-1	Quinnipiac	1-0
Evansville	6-1	Rhodes College	1-0
Florida State	0-1	Saint Louis	2-2
George Washington	0-0	Saint Mary's	0-1
Georgia State	1-1	Samford	4-2
Gonzaga	0-2	SIUE	16-8
Hawaii	0-1	South Dakota	1-0
Houston Baptist	1-0	South Dakota State	0-1
Illinois	0-2	Southeast Missouri	23-3
Illinois State	3-1	Southern Illinois	6-4
Indiana	0-2	Southern Mississippi	2-0
Indiana State	1-3	Stanford	0-1
Iowa	0-1	Tennessee	0-1
IUPUI	1-1	Tennessee State	15-4
Jacksonville State	14-3	Tennessee Tech	13-6
Kansas State	0-1	Troy	0-1
Kentucky	0-2	UAB	0-1
Lamar	0-1	Vanderbilt	1-4
Lipscomb	2-0	Virginia Tech	0-1
Little Rock	0-1	Western Carolina	2-0
Louisiana	1-0	Western Kentucky	1-1
Louisville	0-12	Winthrop	1-0
Marshall	0-2		
Memphis	1-2	Total	256-168
Miami (Ohio)	2-0		
Mississippi State	0-2		

McMILLAN'S RECORD WHEN...

Home Record:	128-36
Road Record:	97-107
Neutral:	28-25
OVC Overall:	169-55
OVC Home:	96-17
OVC Road:	73-38
Ranked opponents:	0-28
Top 10 opponents:	0-12
Leading at half:	203-34
Trailing at half:	47-130
Tied at half:	7-4
UTM outshoots opponent:	206-22
Opponent outshoots UTM:	47-145
UTM shoots more free throws:	176-49
Opponent shoots more free throws:	73-105
UTM shoots the same amount of free throws:	7-11
UTM outrebounds opponent:	124-15
Opponent outrebounds UTM:	125-144
UTM causes more turnovers:	203-64
Opponents causes more turnovers:	45-85
UTM ties in turnovers:	62-16
Nonconference tournaments:	5-16
OVC Tournament:	21-9
NCAA Tournament:	0-4
WNIT:	3-4
Record in November:	36-47
Record in December:	36-53
Record in January:	74-32
Record in February:	81-18
Record in March:	26-16
Games decided by less than five points:	42-48
Games decided by 6-10 points:	53-34
Games decided by 11-20 points:	75-44
Games decided by 20+ points:	86-21
UTM scores 59 or less points:	14-82
UTM scores 60-69 points:	52-49
UTM scores 70-79 points:	73-30
UTM scores 80-89 points:	73-9
UTM scores 90-99 points:	27-0
UTM scores 100+ points:	16-0
Overtime record:	4-10
Record after a loss:	87-67
Longest winning streak:	18 games (2014-15)
Longest losing streak:	6 games (2009/2017/2021)

BREAKING DOWN MOREHEAD STATE



SERIES HISTORY

- Overall: 29-29
- In Martin: 14-12
- In Morehead: 13-16
- Active Streak: UTM W6
- McMillan vs. Morehead State: 13-7

LAST 10 MEETINGS (6-4)

Date	H/A/N	Result
12/31/16	H	L, 89-68
1/13/18	H	L, 81-76 (OT)
2/22/18	A	L, 88-75
1/19/19	A	L, 85-75
3/8/19	N	W, 68-58
2/1/20	A	W, 82-64
1/23/21	A	W, 80-63
2/18/21	H	W, 77-39
1/24/22	A	W, 64-50
2/16/22	H	W, 54-36



LAST MEETING

Martin, Tenn. | Feb. 16, 2022

Morehead State 36

##	Player	GS	MIN	FG	3PT	FT	O-B-T	PF	A	TO	B	S	P	T
02	Jada Claude	*	30	2-8	0-1	4-4	3-6-9	0	0	3	1	0	8	
35	Julan McDonald	*	33	3-6	0-1	1-1	0-6-6	1	0	4	1	1	7	
30	Terri Smith	*	33	2-10	2-8	0-0	0-1-1	2	1	6	0	1	6	
04	Morgan Browning	*	25	3-5	0-1	0-0	2-6-8	2	1	2	0	1	6	
10	Freddy Adams	*	21	0-3	0-2	0-0	0-4-4	0	2	3	0	1	0	
42	Tyler Moore		13	3-7	2-5	0-0	1-1-2	0	0	2	0	2	8	
24	Janay Rose		6	0-0	0-0	1-2	0-1-1	2	0	1	0	0	1	
00	Jazmyn Gaines-Burns		25	0-3	0-1	0-0	1-1-2	3	1	1	0	1	0	
11	Alana Denson		14	0-2	0-0	0-0	0-0-0	1	1	6	0	0	0	
TM	TEAM		0	0-0	0-0	0-0	4-2-6	0	0	1	0	0	0	
Totals		-	200	13-44	4-19	6-7	11-28-39	11	6	29	2	7	36	

Shooting Summary	FG	3PT	FT
1st Quarter	40.00 %	50.00 %	0.00 %
2nd Quarter	27.27 %	25.00 %	0.00 %
3rd Quarter	36.36 %	33.33 %	50.00 %
4th Quarter	16.67 %	0.00 %	100.00 %
Total	29.5 %	21.1 %	85.7 %

UT Martin 54

##	Player	GS	MIN	FG	3PT	FT	O-B-T	PF	A	TO	B	S	P	T
11	Littleford, Shae	*	35	6-11	4-5	5-6	0-0-0	3	2	3	0	2	21	
35	Pipkin, Paige	*	27	4-13	1-7	1-2	1-5-6	2	1	2	1	4	10	
31	Grant, Kyannah	*	33	2-4	0-0	0-0	0-0-0	1	1	2	0	2	4	
34	Forbes, Holly	*	23	1-4	0-0	2-3	1-4-5	2	0	1	0	3	4	
02	Thompson, Ella	*	12	1-4	1-3	1-2	0-1-1	1	0	0	2	4		
25	Simpson-Whiteley, S.		18	2-4	0-0	0-0	2-5-7	1	0	0	3	1	4	
05	Robins, Seygan		28	1-6	1-5	0-0	1-3-4	0	6	1	0	2	3	
32	Melby, Gabi		9	1-3	0-1	0-0	1-0-1	0	0	1	0	0	2	
10	Johnson, Raegan		2	1-1	0-0	0-0	0-0-0	1	0	0	0	0	2	
23	Harrison, Hayley		9	0-2	0-2	0-0	0-0-0	0	1	3	0	0	0	
00	Davis, Emma		2	0-0	0-0	0-0	0-1-1	0	0	0	1	0	0	
12	Hurst, Mia		2	0-0	0-0	0-0	0-0-0	0	1	0	0	0	0	
TM	TEAM		0	0-0	0-0	0-0	2-2-4	0	0	1	0	0	0	
Totals		-	200	19-52	7-23	9-13	8-21-29	11	12	14	5	16	54	

Shooting Summary	FG	3PT	FT
1st Quarter	25.00 %	12.50 %	0.00 %
2nd Quarter	45.45 %	25.00 %	40.00 %
3rd Quarter	40.00 %	50.00 %	100.00 %
4th Quarter	40.00 %	42.86 %	75.00 %
Total	36.5 %	30.4 %	69.2 %

Score by Periods	1st	2nd	3rd	4th	Total
Morehead State	9	7	11	9	36
UT Martin	9	13	18	14	54



MOREHEAD STATE SEASON STATISTICS

Game Records

Record	Overall	Home	Away	Neutral
ALL GAMES	5-7	4-1	1-6	0-0
CONFERENCE	1-0	0-0	1-0	0-0
NON-CONFERENCE	4-7	4-1	0-6	0-0

Score by Periods

Team	1st	2nd	3rd	4th	OT	TOT
Morehead St.	148	162	200	196	0	706
Opponents	181	180	216	194	0	771

Team Box Score

No.	Player	GP-GS	MIN	AVG	FG-FGA	FG%	3FG-3FGA	3FG%	FT-FTA	FT%	OFF	DEF	TOT	AVG	PF	DQ	A	TO	BLK	STL	PTS	AVG
0	CHARLES, Veronica	12-12	37:13	31.0	58-149	.389	22-85	.259	18-27	.667	14	57	71	5.9	35	3	25	40	0	44	156	13.0
14	BENHAROUA, Sophie	12-6	24:52	20.4	47-105	.448	3-20	.150	13-22	.591	23	28	51	4.3	33	4	8	36	7	4	110	9.2
22	RHODES, Hallie	12-7	24:02	20.3	28-80	.350	3-18	.167	10-16	.625	16	20	36	3.0	21	0	7	11	7	12	69	5.8
5	BAYDANOV, Sophie	10-2	11:57	11.4	16-44	.364	9-26	.346	9-11	.818	4	10	14	1.4	10	0	5	2	2	5	50	5.0
13	CORLEY, Crystal	12-5	16:01	13.3	23-59	.390	0-4	.000	11-25	.440	25	27	52	4.3	20	0	10	15	8	15	57	4.8
3	LIN, Sandra	12-12	36:12	30.1	17-57	.298	5-21	.238	16-23	.696	7	17	24	2.0	25	1	62	37	0	26	55	4.6
33	GONZALEZ, Isabel	12-8	17:21	14.9	20-44	.455	9-19	.474	5-7	.714	10	9	19	1.6	18	0	5	9	11	4	54	4.5
15	SUBIRATS, Aina	12-1	15:15	12.6	15-50	.300	10-32	.313	5-11	.455	1	10	11	0.9	14	0	7	20	0	8	45	3.8
12	WALKER, Tolisha	11-2	16:08	14.7	14-36	.389	0-0	.000	6-19	.316	14	25	39	3.5	21	1	5	12	2	2	34	3.1
10	ALIBERCH, Erola	11-4	15:34	14.4	10-29	.345	3-10	.300	2-4	.500	12	14	26	2.4	12	0	11	13	0	5	25	2.3
20	SECCHIAROLI, Melissa	9-0	81:32	9.1	6-28	.214	6-24	.250	0-0	.000	0	6	6	0.7	10	0	5	7	2	0	18	2.0
34	SARIC, Valentina	3-0	30:11	10.1	2-7	.286	2-5	.400	0-0	.000	2	2	4	1.3	0	0	0	0	0	1	6	2.0
11	RHODES, Jayden	10-0	93:27	9.3	5-20	.250	1-9	.111	5-7	.714	5	7	12	1.2	12	0	1	6	1	5	16	1.6
24	ROSE, Janay	9-1	48:19	5.4	4-11	.364	0-0	.000	3-4	.750	2	2	4	0.4	10	0	2	4	1	3	11	1.2
Team											26	25	51					14				
Total		12	2400		265-719	.369	73-273	.267	103-176	.585	161	259	420	35.0	241	9	153	226	41	134	706	58.8
Opponents		12	2400		272-645	.422	60-191	.314	167-241	.693	143	326	469	39.1	186	2	163	245	39	86	771	64.3

Team Statistics

	MORE	OPP
Scoring	706	771
Points per game	58.8	64.3
Scoring margin	-5.4	-
Field goals-att	265-719	272-645
Field goal pct	.369	.422
3 point fg-att	73-273	60-191
3-point FG pct	.267	.314
3-pt FG made per game	6.1	5.0
Free throws-att	103-176	167-241
Free throw pct	.585	.693
F-Throws made per game	8.6	13.9
Rebounds	420	469
Rebounds per game	35.0	39.1
Rebounding margin	-4.1	-
Assists	153	163
Assists per game	12.8	13.6
Turnovers	226	245
Turnovers per game	18.8	20.4
Turnover margin	+1.6	-
Assist/turnover ratio	0.7	0.7
Steals	134	86
Steals per game	11.2	7.2
Blocks	41	39
Blocks per game	3.4	3.3
Winning streak	1	-
Home win streak	1	-
Attendance	2182	13811
Home games-Avg/Game	5-436	7-1973
Neutral site-Avg/Game	-	0-0

Team Results

Date	Opponent		Score	Att.
11/07/2022	at South Fla.	L	40-87	4046
11/11/2022	at Kentucky	L	48-73	3015
11/13/2022	at Eastern Ky.	L	55-64	382
11/20/2022	at ETSU	L	35-54	416
11/22/2022	Spalding	W	73-42	650
11/26/2022	Presbyterian	W	59-54	410
11/30/2022	Brescia	W	104-54	367
12/02/2022	Evansville	L	65-75	375
12/04/2022	Bellarmine	W	63-59	380
12/12/2022	at USC Upstate	L	59-64	818
12/18/2022	at Indiana	L	24-87	4720
12/29/2022	at Tennessee St.	W	81-58	414



MOREHEAD STATE EAGLES ROSTER

No.	Name	Pos.	Ht.	Class	Hometown / Previous School)
0	Veronica Charles	G	5-4	Sr.	Benue State, Nigeria/Stony Brook
2	Paris McBride	G	5-6	So.	Richmond, Va./NC Central
3	Sandra Lin	G	5-4	Jr.	Hsinchu, Taiwan/Georgia Highlands (Ga.)
5	Sophie Baydanov	G	5-9	Fr.	Vienna, Austria/Ballsportsgymnasium Vienna
10	Erola Aliberch	G	6-1	Fr.	Barcelona, Spain/IES Gorgs
11	Jayden Rhodes	F	5-11	Fr.	Keller, Texas/L.D. Bell HS
12	Tolisha Walker	C	6-1	Jr.	Locust Grove, GA./North Greenville (S.C.)
13	Crystal Corley	G	5-9	Jr.	Milledgeville, Ga./Georgia Highlands (Ga.)
14	Sophie Benharouga	F	6-1	Jr.	Grenoble, France/Hartford
15	Aina Subirats	G	5-7	Fr.	Barcelona, Spain/IES Gorgs
20	Melissa Secchiaroli	G	5-10	So.	Sorgues, France/Wichita State
22	Hallie Rhodes	G	5-11	Fr.	Keller, Texas/L.D. Bell HS
33	Isabel Gonzalez	C	6-3	Sr.	Santiago, Chile/Illinois-Chicago
34	Valentina Saric	F	6-2	Fr.	Los Altos, Calif./Priory HS

Head Coach: Cayla Petree

TEAM GAME HIGHS AND LOWS				
UT MARTIN		OPPONENT		
	HIGH	LOW	HIGH	LOW
• Points	84 vs. Troy (11/10)	36 at South Dakota State (12/12)	89 vs. Troy (11/10)	51 vs. Purdue Fort Wayne (11/23)
• First Quarter Points	28 vs. Purdue Fort Wayne (11/23)	6 at South Dakota State (12/12)	21 vs. Norfolk State (11/22)	7 at Little Rock (12/29)
• Second Quarter Points	20 vs. Troy (11/10)	7 at Little Rock (12/29)	24 at Little Rock (12/29)	8, 2x, vs. Purdue Fort Wayne (11/23)
• First-Half Points	42 vs. Purdue Fort Wayne (11/23)	15 at South Dakota State (12/12)	41 vs. Murray State (11/30)	20 at Vanderbilt (12/4)
• Third Quarter Points	22 at South Dakota (12/14)	9 at Missouri (11/17)	24, 2x, at South Dakota State (12/12)	5 at Little Rock (12/29)
• Fourth Quarter Points	26, 2x, vs. Arkansas State (11/14)	9 at South Dakota State (12/12)	31 vs. Troy (11/10)	6 vs. Arkansas State (11/14)
• Second-Half Points	47 vs. Troy (11/10)	21 at South Dakota State (12/12)	53 vs. Troy (11/10)	14 at Little Rock (12/29)
• Field Goals Made	31 vs. Troy (11/10)	14 at South Dakota State (12/12)	32 vs. Troy (11/10)	17 at Little Rock (12/29)
• Field Goal Att.	58 at Vanderbilt (12/4)	44 at Little Rock (12/29)	84 vs. Troy (11/10)	42 at Vanderbilt (12/4)
• Field Goal %	56.4 vs. Troy (11/10)	29.8 at South Dakota State (12/12)	56.5 at South Dakota State (12/12)	31.1 vs. Purdue Fort Wayne (11/23)
• 3-PT Field Goals Made	10 at Vanderbilt (12/4)	5, 2x, at Little Rock (12/29)	10, 3x, at South Dakota State (12/12)	3 at Little Rock (12/29)
• 3-PT Field Goal Att.	26 at Vanderbilt (12/4)	12 at Little Rock (12/29)	33 vs. Troy (11/10)	11 at Little Rock (12/29)
• 3-PT Field Goal %	47.4 at Missouri (11/17)	21.1 vs. Murray State (11/30)	62.5 vs. Murray State (11/30)	24.0 at Missouri (11/17)
• FT Made	15, 2x, vs. Norfolk State (11/22)	3 at South Dakota State (12/12)	16 vs. Norfolk State (11/22)	5 vs. Purdue Fort Wayne (11/23)
• FT Attempts	20 vs. Arkansas State (11/14)	4 at Vanderbilt (12/4)	27 at Missouri State (12/17)	6 vs. Purdue Fort Wayne (11/23)
• FT Percentage	100.0 at Vanderbilt (12/4)	42.9 at South Dakota State (12/12)	92.9 vs. Murray State (11/30)	36.5 vs. Arkansas State (11/14)
• Offensive Rebounds	14 vs. Arkansas State (11/14)	4, 2x, at South Dakota State (12/12)	25 vs. Troy (11/10)	6 at South Dakota State (12/12)
• Defensive Rebounds	30, 2x, vs. Purdue Fort Wayne (11/23)	11 vs. Norfolk State (11/22)	33 vs. Murray State (11/30)	17 vs. Purdue Fort Wayne (11/23)
• Total Rebounds	40 vs. Arkansas State (11/14)	18 vs. Norfolk State (11/22)	45 at Missouri State (12/17)	28 vs. Purdue Fort Wayne (11/23)
• Assists	17 at South Dakota (12/14)	7, 2x, at South Dakota State (12/12)	22 at South Dakota State (12/12)	10, 2x, vs. Purdue Fort Wayne (11/23)
• Steals	13 vs. Murray State (11/30)	6, 3x, at South Dakota (12/14)	19 vs. Troy (11/10)	0 vs. Arkansas State (11/14)
• Blocked Shots	8 vs. Murray State (11/30)	0 vs. Norfolk State (11/22)	6 vs. Arkansas State (11/14)	1, 2x, at South Dakota (12/14)
• Turnovers	29 vs. Troy (11/10)	6 vs. Arkansas State (11/14)	25 vs. Norfolk State (11/22)	13 vs. Troy (11/10)
• Fouls	23 at Vanderbilt (12/4)	10 vs. Arkansas State (11/14)	22 vs. Arkansas State (11/14)	13 at Vanderbilt (12/4)

INDIVIDUAL GAME HIGHS		
UT MARTIN		OPPONENT
• Points	31, Kenley McCarn vs. Troy (11/10)	31, Katelyn Young vs. Murray State (11/30)
• Field Goals Made	12, Kenley McCarn vs. Troy (11/10)	10, Katelyn Young vs. Murray State (11/30)
• Field Goals Attempted	19, 3x, Sharnece Currie-Jelks at South Dakota (12/14)	15, 2x, Katelyn Young vs. Murray State (11/30)
• 3-Point FGs Made	5, Seygan Robins at South Dakota (12/14)	5, Roshala Scott vs. Marshall (11/21)
• 3-Point FGs Att.	9, Seygan Robins at Vanderbilt (12/4)	8, Mailyn Wilkerson vs. Arkansas State (11/14)
• Free Throws Made	7, Sharnece Currie-Jelks vs. Norfolk State (11/22)	8, Katelyn Young vs. Murray State (11/30)
• Free Throws Att.	8, Sharnece Currie-Jelks vs. Norfolk State (11/22)	8, Katelyn Young vs. Murray State (11/30)
• Offensive Rebounds	4, Sharnece Currie-Jelks vs. Troy (11/10)	9, 2x, Makoye Diawara vs. Norfolk State (11/22)
• Defensive Rebounds	11, Sharnece Currie-Jelks vs. Troy (11/10)	10, 2x, Katelyn Young vs. Murray State (11/30)
• Total Rebounds	15, Sharnece Currie-Jelks vs. Troy (11/10)	16, Makoye Diawara vs. Norfolk State (11/22)
• Assists	8, Shae Littleford at Vanderbilt (12/4)	10, Sharonica Hartsfield vs. Troy (11/10)
• Steals	4, 2x, Seygan Robins at South Dakota (12/14)	8, Sharonica Hartsfield vs. Troy (11/10)
• Blocked Shots	4, Sharnece Currie-Jelks vs. Murray State (11/30)	3, Kiayra Ellis vs. Arkansas State (11/14)
• Turnovers	8, 2x, Shae Littleford vs. Norfolk State (11/22)	7, Deja Francis vs. Norfolk State (11/22)
• Minutes Played	39, Shae Littleford vs. Arkansas State (11/14)	38, Izzy Higginbottom vs. Arkansas State (11/14)



MISCELLANEOUS STATS

Double-Figure Scoring Games

Player	19-20	20-21	21-22	22-23	Career
Paige Pipkin	-	8	16	6	30
Seygan Robins	-	7	8	4	19
Shae Littleford	-	-	14	4	18
Sharnecce Currie-Jelks	-	-	-	9	9
Kenley McCarn	-	-	-	4	4
Anaya Brown	-	-	-	3	3
Ella Thompson	-	-	3	-	3

20-Point Scoring Games

Player	19-20	20-21	21-22	22-23	Career
Paige Pipkin	-	1	3	1	5
Sharnecce Currie-Jelks	-	-	-	2	2
Shae Littleford	-	-	1	-	1
Seygan Robins	-	0	1	-	1
Kenley McCarn	-	-	-	1	1

30-Point Scoring Games

Player	19-20	20-21	21-22	22-23	Career
Paige Pipkin	-	0	1	-	1
Kenley McCarn	-	-	-	1	1

Double-Figure Rebounding Games

Player	19-20	20-21	21-22	22-23	Career
Ella Thompson	-	-	2	-	2
Sharnecce Currie-Jelks	-	-	-	1	1
Anaya Brown	-	-	-	1	1

Double-Doubles

Player	19-20	20-21	21-22	22-23	Career
Ella Thompson	-	-	1	-	1
Sharnecce Currie-Jelks	-	-	-	1	1
Anaya Brown	-	-	-	1	1

5+ Assist Games

Player	19-20	20-21	21-22	22-23	Career
Paige Pipkin	-	5	2	-	7
Seygan Robins	-	5	2	2	9
Shae Littleford	-	-	1	3	4
Josie Storey	-	-	-	1	1

3+ Steal Games

Player	19-20	20-21	21-22	22-23	Career
Seygan Robins	-	6	5	3	14
Paige Pipkin	-	1	7	2	10
Shae Littleford	-	-	6	3	9
Ella Thompson	-	-	3	-	3
Josie Storey	-	-	-	1	1
Lexi Rubel	-	-	-	1	1

3+ Block Games

Player	19-20	20-21	21-22	22-23	Career
Sharnecce Currie-Jelks	-	-	-	1	1



GAME-BY-GAME STARTERS

Date	Opponent	G	G	G	G/F	F	Record
Nov. 10	TROY	Littleford	Robins	McCarn	Rubel	Currie-Jelks	0-1
Nov. 14	ARKANSAS ST	Littleford	Robins	McCarn	Rubel	Currie-Jelks	1-1
Nov. 17	at Missouri	Littleford	Robins	McCarn	Rubel	Currie-Jelks	1-2
Nov. 21	vs. Marshall	Littleford	Boykin	Pipkin	Rubel	Currie-Jelks	1-3
Nov. 22	vs. Norfolk State	Littleford	Robins	Pipkin	Rubel	Currie-Jelks	1-4
Nov. 23	vs. Purdue Fort Wayne	Littleford	Robins	Pipkin	Rubel	Currie-Jelks	2-4
Nov. 30	MURRAY STATE	Littleford	Robins	Pipkin	Rubel	Currie-Jelks	2-5
Dec. 4	at Vanderbilt	Littleford	Robins	Pipkin	Rubel	Currie-Jelks	3-5
Dec. 12	at South Dakota State	Robins	Pipkin	Storey	Brown	Currie-Jelks	3-6
Dec. 14	at South Dakota	Robins	Pipkin	Storey	Brown	Currie-Jelks	4-6
Dec. 17	at Missouri State	Robins	Pipkin	Storey	Brown	Currie-Jelks	4-7
Dec. 29	at Little Rock*	Littleford	Robins	Pipkin	Brown	Currie-Jelks	4-8, 0-1
Dec. 31	MOREHEAD STATE*	-	-	-	-	-	-
Jan. 5	SOUTHEAST MISSOURI*	-	-	-	-	-	-
Jan. 7	TENNESSEE TECH*	-	-	-	-	-	-
Jan. 12	at Tennessee State*	-	-	-	-	-	-
Jan. 14	at Southern Indiana*	-	-	-	-	-	-
Jan. 19	at Southeast Missouri*	-	-	-	-	-	-
Jan. 21	EASTERN ILLINOIS*	-	-	-	-	-	-
Jan. 26	LINDENWOOD*	-	-	-	-	-	-
Jan. 28	SOUTHERN INDIANA*	-	-	-	-	-	-
Feb. 2	at SIUE*	-	-	-	-	-	-
Feb. 4	at Lindenwood*	-	-	-	-	-	-
Feb. 9	at Eastern Illinois*	-	-	-	-	-	-
Feb. 11	LITTLE ROCK*	-	-	-	-	-	-
Feb. 16	SIUE*	-	-	-	-	-	-
Feb. 18	at Tennessee Tech*	-	-	-	-	-	-
Feb. 23	TENNESSEE STATE*	-	-	-	-	-	-
Feb. 25	at Morehead State*	-	-	-	-	-	-



LEADS AND DEFICITS

Date	Opponent	Largest Lead	Largest Deficit	Scoring Margin	Time Led	Time Trailed	Lead/Ties Changes	Result
Nov. 10	TROY	5	14	-5	18:16	16:09	13/10	L, 89-84
Nov. 14	ARKANSAS ST	19	10	+19	15:30	22:05	8/1	W, 73-54
Nov. 17	at Missouri	5	14	-5	14:45	20:44	14/5	L, 60-55
Nov. 21	vs. Marshall	0	16	-13	0:00	39:23	0/0	L, 70-57
Nov. 22	vs. Norfolk State	0	23	-15	0:00	38:06	0/0	L, 70-55
Nov. 23	vs. Purdue Fort Wayne	30	0	+30	39:21	0:00	0/0	W, 81-51
Nov. 30	MURRAY STATE	3	21	-19	2:13	36:55	1/1	L, 71-52
Dec. 4	at Vanderbilt	21	3	+12	34:15	1:56	3/3	W, 66-54
Dec. 12	at South Dakota State	2	43	-39	0:24	35:33	3/3	L, 75-36
Dec. 14	at South Dakota	11	6	+6	24:52	11:13	6/4	W, 67-61
Dec. 17	at Missouri State	3	9	-9	2:42	32:45	2/4	L, 68-59
Dec. 29	at Little Rock*	6	13	-1	12:21	26:13	3/1	L, 45-44
Dec. 31	MOREHEAD STATE*	-	-	-	-	-	-	-
Jan. 5	SOUTHEAST MISSOURI*	-	-	-	-	-	-	-
Jan. 7	TENNESSEE TECH*	-	-	-	-	-	-	-
Jan. 12	at Tennessee State*	-	-	-	-	-	-	-
Jan. 14	at Southern Indiana*	-	-	-	-	-	-	-
Jan. 19	at Southeast Missouri*	-	-	-	-	-	-	-
Jan. 21	EASTERN ILLINOIS*	-	-	-	-	-	-	-
Jan. 26	LINDENWOOD*	-	-	-	-	-	-	-
Jan. 28	SOUTHERN INDIANA*	-	-	-	-	-	-	-
Feb. 2	at SIUE*	-	-	-	-	-	-	-
Feb. 4	at Lindenwood*	-	-	-	-	-	-	-
Feb. 9	at Eastern Illinois*	-	-	-	-	-	-	-
Feb. 11	LITTLE ROCK*	-	-	-	-	-	-	-
Feb. 16	SIUE*	-	-	-	-	-	-	-
Feb. 18	at Tennessee Tech*	-	-	-	-	-	-	-
Feb. 23	TENNESSEE STATE*	-	-	-	-	-	-	-
Feb. 25	at Morehead State*	-	-	-	-	-	-	-



GAME-BY-GAME LEADERS

Date	Opponent	Points	Rebounds	Assists	Steals	Blocks
Nov. 10	TROY	McCarn (31)	Currie-Jelks (15)	Littleford (5)	Littleford (4)	McCarn (2)
Nov. 14	ARKANSAS ST	Pipkin (23)	Currie-Jelks (8)	Littleford (6)	Pipkin (3)	3 Tied (1)
Nov. 17	at Missouri	McCarn (15)	Brown (8)	Littleford (3)	3 Tied (2)	Rubel (1)
Nov. 21	vs. Marshall	McCarn (14)	Rubel (6)	Pipkin (4)	Robins (3)	Brown (1)
Nov. 22	vs. Norfolk State	Currie-Jelks (15)	3 Tied (3)	Robins (5)	Littleford/Storey (3)	None
Nov. 23	vs. Purdue Fort Wayne	Currie-Jelks (21)	Ruble/Brown (7)	Robins (4)	3 Tied (2)	3 Tied (1)
Nov. 30	MURRAY STATE	Currie-Jelks (13)	Currie-Jelks (9)	Pipkin (4)	3 Tied (3)	Currie-Jelks (4)
Dec. 4	at Vanderbilt	Pipkin (19)	Currie-Jelks (7)	Littleford (8)	Rubel (3)	Pipkin (1)
Dec. 12	at South Dakota State	Currie-Jelks (14)	Brown (5)	Robins (3)	3 Tied (2)	Currie-Jelks (1)
Dec. 14	at South Dakota	Currie-Jelks (23)	Brown (11)	Storey (5)	Robins (4)	Brown (2)
Dec. 17	at Missouri State	Currie-Jelks/Robins (14)	Brown (8)	Brown/Pipkin (2)	Robins (4)	3 Tied (1)
Dec. 29	at Little Rock*	Brown (12)	Currie-Jelks/Robins (7)	Robins (4)	Brown/Rubel (1)	Brown (1)
Dec. 31	MOREHEAD STATE*	-	-	-	-	-
Jan. 5	SOUTHEAST MISSOURI*	-	-	-	-	-
Jan. 7	TENNESSEE TECH*	-	-	-	-	-
Jan. 12	at Tennessee State*	-	-	-	-	-
Jan. 14	at Southern Indiana*	-	-	-	-	-
Jan. 19	at Southeast Missouri*	-	-	-	-	-
Jan. 21	EASTERN ILLINOIS*	-	-	-	-	-
Jan. 26	LINDENWOOD*	-	-	-	-	-
Jan. 28	SOUTHERN INDIANA*	-	-	-	-	-
Feb. 2	at SIUE*	-	-	-	-	-
Feb. 4	at Lindenwood*	-	-	-	-	-
Feb. 9	at Eastern Illinois*	-	-	-	-	-
Feb. 11	LITTLE ROCK*	-	-	-	-	-
Feb. 16	SIUE*	-	-	-	-	-
Feb. 18	at Tennessee Tech*	-	-	-	-	-
Feb. 23	TENNESSEE STATE*	-	-	-	-	-
Feb. 25	at Morehead State*	-	-	-	-	-

LAST TIME IT HAPPENED

SCORING

UTM Scored..	
70-79 points	73 vs. Arkansas State (11/14/22)
80-89 points	81 vs. Purdue Fort Wayne (11/23/22)
90-99 points	98 vs. Murray State (1/16/20)
100+ points	110 vs. Mississippi Valley State (12/29/18)
Fewer than 40 points	36 at South Dakota State (12/12/22)

A UTM player had...	
20-29 points	Sharnecce Currie-Jelks (23) at South Dakota (12/14/22)
30+ points	Kenley McCarn (31) vs. Troy (11/10/22)
40+ points	Chelsey Perry (42) vs. Lipscomb (12/16/19)

Two UT Martin players had...	
20+ points	Perry (28)/Young (22) at Morehead State (1/23/21)
25+ points	Jones (29) & Ward (26) at Tennessee Tech (1/15/15)
30+ points	Newsome (36) and Butler (35) vs. Tennessee Tech (1/20/14)

UTM had...double-figures scorers	
Four	Sharnecce Currie-Jelks (23), Seygan Robins (16), Paige Pipkin (13) and Anaya Brown (10) at South Dakota (12/14/22)
Five	Robins (18), Waldrop (12), Hicks (12), Young (11) and Pipkin (10) vs. Eastern Kentucky (2/20/21)
Six	Taylor (23), Robertson (16), Mason (14), Feldhaus (13), Spray (11) and Eubank (11) vs. Jacksonville State (12/29/16)
Seven	Perry (15), Robertson (15), Hicks (14), Davis (11), Hudson (11), Waldrop (10) and Griffin (10) vs. Mississippi Valley State (12/29/18)

UTM had...players score at least 20 points	
Two	Perry (28)/Young (22) at Morehead State (1/23/21)
Three	Butler (33), Newsome (24), Jones (20) at Murray State (1/4/14)

DOUBLE-DOUBLES

A UTM player...	
Had a double-double	Anaya Brown (10p, 11r) at South Dakota (12/14/22)
Two UTM players w/double-double	Chelsey Perry (28p, 14r) and Maddie Waldrop (22p, 13r) at Austin Peay (1/4/20)

SHOOTING

UTM Shot...	
50-59% FG	54.5 (30-55) vs. Purdue Fort Wayne (11/23/22)
60% FG or better	60.5 percent (32-53) at Chattanooga (12/2/17)
Less than 30% FG	29.4 percent (15-51) at Belmont (1/29/22)

A UTM player...	
Made 5-7 3-pointers	Seygan Robins (5) at South Dakota (12/14/22)
8+ 3-pointers	Kendall Spray (8) vs. Murray State (2/3/18)

A UTM team...	
Made 10+ 3-pointers	10 at Vanderbilt (12/4/22)
Made 15+ 3-pointers	17 at Missouri (12/17/16)
Did not make a 3-pointer	at Austin Peay (2/3/09)

A UTM player...	
Made 10+ FTs in a game	Dasia Young (16) vs. Eastern Illinois (3/3/21)*
Made 12+ FTs in a game	Dasia Young (16) vs. Eastern Illinois (3/3/21)*
Made 15+ FTs in a game	Dasia Young (16) vs. Eastern Illinois (3/3/21)*

UT Martin as a team...	
Made 25+ FTs in a game	26 (32) vs. Jacksonville State (2/8/20)
Made 30+ FTs in a game	31 (38) vs. SIUE (1/25/14)
Attempted 25FTs in a game	27 (20) vs. SIUE (3/2/22)*
Attempted more than 30 FTs	31 (21) vs. Morehead State (2/18/21)

REBOUNDING

A UTM player had...	
10-14 rebounds	Anaya Brown (11) at South Dakota (12/14/22)
15-19 rebounds	Sharnecce Currie-Jelks (15) vs. Troy (11/10/22)
20+ rebounds	None
Two UTM Players w/ 10+ Rebs	Perry (14)/Waldrop (13) at Austin Peay (1/4/20)
2-straight 10+ rebound games	Chelsey Perry vs Austin Peay (1/14/21) vs. Murray State (1/16/21)
2-straight 14+ rebound games	Ashia Jones at SIUE (14 on 2/8/14), at Southeast Missouri (15 on 2/15/14)

A UTM team had...	
40+ rebounds	40 vs. Arkansas State (11/14/22)
50+ rebounds	56 vs. Mississippi Valley State (12/29/18)
15+ off. rebounds	15 vs. SIUE (3/2/22)*
20+ off. rebounds	23 at Murray State (1/2/20)
25+ off. rebounds	28 vs. Christian Brothers (11/19/18)

ASSISTS

A UTM player had...	
5-9 assists	Josie Storey (5) at South Dakota (12/14/22)
10+ assists	Tamiah Stanford (10) vs. Murray State (3/4/20)

As a team UT Martin...	
Had 15-19 assists	17 at South Dakota (12/14/22)
20-24 assists	23 vs. Belmont (3/6/21)*
25+ assists	26 vs. Murray State (3/4/20)

BLOCKS

A UTM players...	
Had 3+ blocks	Sharnecce Currie-Jelks (4) vs. Murray State (11/30/22)
Had 5+ blocks	Demi Burdick (5) at Eastern Illinois (2/27/21)

As a team UT Martin...	
Had 5+ blocks	5 vs. Morehead State (2/16/22)
Had 10+ blocks	10 vs. Tennessee Tech (3/5/21)*

STEALS

A UTM player had...	
5-9 steals	Paige Pipkin (5) vs. SIUE (3/2/22)*
10+ steals	Ashia Jones (11) at Miami (12/15/14) *UTM Record

As a team UT Martin...	
10-14 steals	12 vs. SIUE (3/2/22)*
15+ steals	17 at Southeast Missouri (2/24/22)

MISCELLANEOUS

A UTM team...	
Played an OT game	L, 71-63 vs. No. 6 Louisville (12/19/19)
Played a 2OT game	L, 71-63 vs. No. 6 Louisville (12/19/19)

A UTM Player...	
Buzzer-beater	Ashton Feldhaus vs. SIUE (1/21/17)
To force OT	Janekia Mason at Jacksonville State (1/25/18)
Buzzer-beating 3-pointer	Taylor Hall vs. Eastern Illinois (2/11/12)
3-pointer to force OT	Janekia Mason at Jacksonville State (1/25/18)
Game-winner <2 secs	Chelsey Perry (1.1) at Murray State (2/13/21)
Free Throw With <5 secs	Seygan Robins (1.3) vs. Illinois State (11/20/21)
Four-point play	Kendall Spray at Murray State (1/28/17)

* Occurred during the OVC Tournament
\$ Occurred during the NCAA Tournament or WNIT

RECORD BOOK AT A GLANCE

SINGLE-GAME TEAM RECORDS

Most Points

116 vs. Austin Peay (3/1/14)

Most Field Goals Made

50 vs. Trevecca (1976-77)

Most Field Goals Attempted

97, 36 made, vs. Jacksonville State (1/6/90)

Most 3-Point Field Goals Made

18, of 43, at Southern Miss (11/16/11)

18, of 35, vs. North Dakota (11/14/16)

Most 3-Point Field Goals Attempted

47, 17 made, at Morehead State (1/7/16)

Most Free Throws Made

39, of 55, vs. Troy State (1/13/86)

Most Free Throws Attempted

55, 39 made, vs. Troy State (1/13/86)

55, 37 made, at Eastern Kentucky (12/3/98)

Most Rebounds

63 vs. Bethel (12/7/91)

Most Assists

31 vs. Morehead State (1/10/15)

Most Blocks

12 vs. Mississippi Valley State (12/29/18)

12 vs. SIUE (2/9/13)

Most Forced Turnovers

36 at Southern Illinois (12/23/13)

Most Steals

28 vs. Bethel (12/14/90)

SINGLE-GAME INDIVIDUAL RECORDS

Most Points:

44, Ashia Jones at Murray State (1/31/15)

44, Heather Butler vs. Austin Peay (3/1/14)

44, Heather Butler at Eastern Kentucky (2/3/14)

44, Jasmine Newsome vs. Quinnipiac (11/16/13)

Most Field Goals Made

18, Angela Reaves vs. Delta State (1982-83)

Most Field Goals Attempted

34, Heather Butler vs. Baylor (11/17/12)

Best Field Goal Percentage

12-12, Chastity Bohannon vs. Tennessee St (2/24/98)

10-10, Andreika Jackson vs. Eastern Illinois (2/11/06)

Most 3-Point Field Goals Made

11-of-18, Kendall Spray vs. Rhodes (12/7/17)

Most 3-Point Field Goals Attempted

19, Jaclissa Haislip at Murray State (1/29/11)

Most Free Throws Made

16, Dasia Young vs. Eastern Illinois (3/3/21)

16, Jasmine Newsome vs. Quinnipiac (11/16/13)

16, Jasmine Newsome at Tennessee St (1/2/12)

16, Tessa Fields vs. Evansville (11/13/98)

Most Free Throws Attempted

20, Jasmine Newsome at Tennessee St (1/2/12)

Most Rebounds

27, Mary Kate Long vs. West Georgia (1/17/87)

Most Assists

14, Jasmine Newsome vs. Austin Peay (3/1/14)

Most Blocks

8, Chelsey Perry vs. IUPUI (11/25/19)

8, Rickiesha Bryant vs. Murray State (2/23/13)

8, Mary Kate Long vs. Lambuth (11/21/86)

Most Steals

11, Ashia Jones at Miami (Ohio) (12/15/14)

SINGLE-SEASON RECORDS

Most Points

772, Ashia Jones (2014-15)

Most Field Goals Made

287 of 548, Ashia Jones (2014-15)

Most Field Goals Attempted

704, 264 made, Heather Butler (2012-13)

Best Field Goal Percentage

64.2, (129-201), Rickiesha Bryant (2012-13)

Most 3-Point Field Goals Made

125 of 294, Kendall Spray (2017-18)

Most 3-Point Field Goals Attempted

319, 105 made, Heather Butler (2012-13)

Most Free Throws Made

198 of 261, Ashia Jones (2014-15)

Most Free Throws Attempted

261, 198 made, Ashia Jones (2014-15)

Most Rebounds

372, Phyllisha Mitchell (2005-09)

Most Assists

193, Jasmine Newsome (2011-12)

Most Blocks

87, Rickiesha Bryant (2012-13)

Most Steals

156, Gwen Long (1989-90)

CAREER RECORDS

Most Points

2,865, Heather Butler (2010-14)

Most Field Goals Made

958 of 2,417, Heather Butler (2010-14)

Most Field Goals Attempted

2,417, 958 made, Heather Butler (2010-14)

Best Field Goal Percentage

53.2, (747-of-1,404), Mary Kate Long (1985-89)

Most 3-Point Field Goals Made

392 of 1074, Heather Butler (2010-14)

Most 3-Point Field Goals Attempted

1074, 392 made, Heather Butler (2010-14)

Most Free Throws Made

620 of 759, Jasmine Newsome (2010-14)

Most Free Throws Attempted

759, 620 made, Jasmine Newsome (2010-14)

759, 564 made, Tara Tansil (1991-94)

Most Rebounds

1,318, Mary Kate Long (1985-89)

Most Assists

691, Jasmine Newsome (2010-14)

Most Blocks

228, Chelsey Perry (2017-2021)

Most Steals

411, Gwen Long (1985-88, 1989-90)

PLAYER SUMMARIES



SYDNEEY BOYKIN

G | 5-9 | Jr. | Clarksville, Tenn. | Mercer

SEASON HIGHS

Points	5 vs. Marshall (11/21/22)
FG Made	2 vs. Marshall (11/21/22)
FG Att.	6 vs. Marshall (11/21/22)
3PG Made	1 vs. Marshall (11/21/22)
3FG Att.	4 vs. Marshall (11/21/22)
FT Made	N/A
FT Att.	N/A
Rebounds	1, 2x, at South Dakota State (12/12/22)
Assists	N/A
Steals	1 at South Dakota State (12/12/22)
Blocks	N/A
Minutes	15 vs. Marshall (11/21/22)

CAREER HIGHS

Points	11 at Western Carolina (2/4/21)
FG Made	5 at Western Carolina (2/4/21)
FG Att.	7 at Western Carolina (2/4/21)
3PG Made	1 vs. Marshall (11/21/22)
3FG Att.	4 vs. Marshall (11/21/22)
FT Made	4 vs. South Carolina State (12/15/20)
FT Att.	4 vs. South Carolina State (12/15/20)
Rebounds	5 at Western Carolina (2/4/21)
Assists	3 at UNCW (12/29/20)
Steals	3 at Western Carolina (2/4/21)
Blocks	1, 2x, at Western Carolina (2/4/21)
Minutes	26 at Western Carolina (2/4/21)

MISCELLANEOUS CAREER STATISTICS

Games Played	57 8 at UTM	Double-Doubles	1
Games Started	1	10+ Points	1
Led Team In Scoring	1	20+ Points	0
Led Team In Rebounding	0	5+ Rebounds	1
Led Team In Assists	0	10+ Rebounds	0
Led Team In Steals	0	5+ Assists	0
Led Team In Blocks	0	3+ Steals	1

BOYKIN GAME-BY-GAME STATISTICS

Date	Opp	GS	Min	FG	3FG	FT	O-D-R	PF	A	TO	S	B	PTS
N10	TROY	-	-	-	-	DNP	-	-	-	-	-	-	-
N14	ASU	-	-	-	-	DNP	-	-	-	-	-	-	-
N17	at MIZ	0:01	0-0	0-0	0-0	0-0-0	0	0	0	0	0	0	0
N21	vs MAR	* 15:04	2-6	1-4	0-0	0-0-0	1	0	1	0	0	5	5
N22	vs NSU	8:50	0-2	0-1	0-0	0-0-0	0	0	0	0	0	0	0
N23	vs PFW	8:35	0-1	0-0	0-0	1-0-1	0	0	0	0	0	0	0
N30	MUR	1:27	0-0	0-0	0-0	0-0-0	0	0	0	0	0	0	0
D4	at VU	0:07	0-0	0-0	0-0	0-0-0	0	0	0	0	0	0	0
D12	at SDSU	7:19	0-2	0-2	0-0	0-1-1	1	0	1	1	0	0	0
D14	at SD	1:28	0-0	0-0	0-0	0-0-0	0	0	0	0	0	0	0
D17	at MOST	1:20	0-0	0-0	0-0	0-0-0	0	0	0	0	0	0	0
D29	at LR*	-	-	-	-	DNP	-	-	-	-	-	-	-
D31	MOR*	-	-	-	-	-	-	-	-	-	-	-	-
J5	SEMO*	-	-	-	-	-	-	-	-	-	-	-	-
J7	TTU*	-	-	-	-	-	-	-	-	-	-	-	-
J12	at TSU*	-	-	-	-	-	-	-	-	-	-	-	-
J14	at USI*	-	-	-	-	-	-	-	-	-	-	-	-
J19	at SEMO*	-	-	-	-	-	-	-	-	-	-	-	-
J21	EIU*	-	-	-	-	-	-	-	-	-	-	-	-
J26	LIN*	-	-	-	-	-	-	-	-	-	-	-	-
J28	USI*	-	-	-	-	-	-	-	-	-	-	-	-
F2	at SIUE*	-	-	-	-	-	-	-	-	-	-	-	-
F4	at LIN*	-	-	-	-	-	-	-	-	-	-	-	-
F9	at EIU*	-	-	-	-	-	-	-	-	-	-	-	-
F11	LR*	-	-	-	-	-	-	-	-	-	-	-	-
F16	SIUE*	-	-	-	-	-	-	-	-	-	-	-	-
F18	at TTU*	-	-	-	-	-	-	-	-	-	-	-	-
F23	TSU*	-	-	-	-	-	-	-	-	-	-	-	-
F25	at MOR*	-	-	-	-	-	-	-	-	-	-	-	-

BOYKIN CAREER STATISTICS

Year	GP	GS	Min	Avg	total			3-Point			F-Throw			Rebounds				Scoring						
					FG	FGA	Pct	FG	FGA	Pct	FT	FTA	Pct	Off	Def	Tot	Avg	PF	Ast	TO	Blk	Stl	Pts	Avg
2020-21*	23	0	200	8.7	11	29	.379	0	5	.000	9	13	.692	12	15	27	1.2	21	13	12	2	10	31	1.3
2021-22*	26	0	195	7.5	6	19	.316	0	1	.000	5	8	.625	12	15	27	1.0	16	10	9	0	2	17	0.7
2022-23	9	1	44	4.9	2	11	.182	1	7	.143	0	0	.000	1	1	2	0.2	2	0	2	0	1	5	0.6
TOTAL	9	1	44	4.9	2	11	.182	1	7	.143	0	0	.000	1	1	2	0.2	2	0	2	0	1	5	0.6
All*	58	1	439	7.6	19	59	.322	1	13	.077	14	21	.667	25	31	56	1.0	39	23	23	2	13	53	0.9

Played 2020-21 and 2021-22 seasons at Mercer



ELLA THOMPSON

F | 5-11 | So. | Bardstown, Ky. | Bethlehem HS

SEASON HIGHS

Points	2, 2x, at South Dakota (12/14/22)
FG Made	1, 2x, at South Dakota (12/14/22)
FG Att.	4 at South Dakota State (12/12/22)
3PG Made	N/A
3FG Att.	2 at South Dakota State (12/12/22)
FT Made	N/A
FT Att.	N/A
Rebounds	3 at South Dakota (12/14/22)
Assists	4 at South Dakota (12/14/22)
Steals	1 at South Dakota State (12/12/22)
Blocks	N/A
Minutes	21 at South Dakota State (12/12/22)

CAREER HIGHS

Points	14 at Morehead State (1/24/22)
FG Made	5, 2x, at Morehead State (1/24/22)
FG Att.	10, 2x, vs. Tennessee State (2/5/22)
3PG Made	3, 2x, vs. Eastern Illinois (1/27/22)
3FG Att.	5, 2x, vs. Tennessee State (2/5/22)
FT Made	2, 2x, vs. SIUE (1/1/22)
FT Att.	2, 3x, vs. Morehead State (2/16/22)
Rebounds	12 vs. SIUE (1/1/22)
Assists	4 at South Dakota (12/14/22)
Steals	3, 3x, at SIUE (2/10/22)
Blocks	2 at Morehead State (1/24/22)
Minutes	38 at Morehead State (1/24/22)

MISCELLANEOUS CAREER STATISTICS

Games Played	24	Double-Doubles	1
Games Started	21	10+ Points	4
Led Team In Scoring	1	20+ Points	0
Led Team In Rebounding	7	5+ Rebounds	8
Led Team In Assists	0	10+ Rebounds	2
Led Team In Steals	1	5+ Assists	0
Led Team In Blocks	3	3+ Steals	3

THOMPSON GAME-BY-GAME STATISTICS

Date	Opp	GS	Min	FG	3FG	FT	O-D-R	PF	A	TO	S	B	PTS
N10	TROY	-	-	-	-	DNP	-	-	-	-	-	-	-
N14	ASU	-	-	-	-	DNP	-	-	-	-	-	-	-
N17	at MIZ	-	-	-	-	DNP	-	-	-	-	-	-	-
N21	vs MAR	-	-	-	-	DNP	-	-	-	-	-	-	-
N22	vs NSU	-	-	-	-	DNP	-	-	-	-	-	-	-
N23	vs PFW	-	-	-	-	DNP	-	-	-	-	-	-	-
N30	MUR	-	-	-	-	DNP	-	-	-	-	-	-	-
D4	at VU	-	-	-	-	DNP	-	-	-	-	-	-	-
D12	at SDSU	21:09	1-4	0-2	0-0	0-0-0	1	0	2	1	0	2	2
D14	at SD	14:19	1-2	0-0	0-0	0-3-3	0	4	0	0	0	0	2
D17	at MOST	16:49	0-2	0-1	0-0	0-3-3	3	0	0	0	0	0	0
D29	at LR*	-	-	-	-	DNP	-	-	-	-	-	-	-
D31	MOR*	-	-	-	-	-	-	-	-	-	-	-	-
J5	SEMO*	-	-	-	-	-	-	-	-	-	-	-	-
J7	TTU*	-	-	-	-	-	-	-	-	-	-	-	-
J12	at TSU*	-	-	-	-	-	-	-	-	-	-	-	-
J14	at USI*	-	-	-	-	-	-	-	-	-	-	-	-
J19	at SEMO*	-	-	-	-	-	-	-	-	-	-	-	-
J21	EIU*	-	-	-	-	-	-	-	-	-	-	-	-
J26	LIN*	-	-	-	-	-	-	-	-	-	-	-	-
J28	USI*	-	-	-	-	-	-	-	-	-	-	-	-
F2	at SIUE*	-	-	-	-	-	-	-	-	-	-	-	-
F4	at LIN*	-	-	-	-	-	-	-	-	-	-	-	-
F9	at EIU*	-	-	-	-	-	-	-	-	-	-	-	-
F11	LR*	-	-	-	-	-	-	-	-	-	-	-	-
F16	SIUE*	-	-	-	-	-	-	-	-	-	-	-	-
F18	at TTU*	-	-	-	-	-	-	-	-	-	-	-	-
F23	TSU*	-	-	-	-	-	-	-	-	-	-	-	-
F25	at MOR*	-	-	-	-	-	-	-	-	-	-	-	-

THOMPSON CAREER STATISTICS

Year	GP	GS	Min	Avg	Total			3-Point			F-Throw			Rebounds				Scoring						
					FG	FGA	Pct	FG	FGA	Pct	FT	FTA	Pct	Off	Def	Tot	Avg	PF	Ast	TO	Blk	Stl	Pts	Avg
2021-22	21	19	562	26.8	48	108	.444	26	59	.441	11	17	.647	12	78	90	4.3	42	9	22	5	22	133	6.3
2022-23	3	0	53	17.7	2	8	.250	0	3	.000	0	0	.000	0	6	6	2.0	4	4	2	0	1	4	1.3
TOTAL	24	19	615	25.6	50	116	.431	26	62	.419	11	17	.647	12	84	96	4.0	46	13	24	5	23	137	5.7

PLAYER SUMMARIES

3



DIAMOND CANNON

F | 5-10 | Jr. | Detroit, Mich. | Bradley

SEASON HIGHS

Points	8 vs. Purdue Fort Wayne (11/23/22)
FG Made	3 vs. Purdue Fort Wayne (11/23/22)
FG Att.	5 vs. Purdue Fort Wayne (11/23/22)
3PG Made	N/A
3FG Att.	N/A
FT Made	2 vs. Purdue Fort Wayne (11/23/22)
FT Att.	2, 3x, at South Dakota (12/14/22)
Rebounds	4 vs. Purdue Fort Wayne (11/23/22)
Assists	N/A
Steals	2 vs. Norfolk State (11/23/22)
Blocks	1 at South Dakota (12/14/22)
Minutes	18 at Missouri State (12/17/22)

CAREER HIGHS

Points	8 vs. Purdue Fort Wayne (11/23/22)
FG Made	3 vs. Purdue Fort Wayne (11/23/22)
FG Att.	5 vs. Purdue Fort Wayne (11/23/22)
3PG Made	1, 2x, at LSU (12/18/21)
3FG Att.	2 at South Dakota (12/6/21)
FT Made	2 vs. Purdue Fort Wayne (11/23/22)
FT Att.	2, 4x, at South Dakota (12/14/22)
Rebounds	4 vs. Purdue Fort Wayne (11/23/22)
Assists	1 vs. Upper Iowa (11/15/21)
Steals	2 vs. Norfolk State (11/23/22)
Blocks	1 at South Dakota (12/14/22)
Minutes	18 at Missouri State (12/17/22)

MISCELLANEOUS CAREER STATISTICS

Games Played	15 10 at UTM	Double-Doubles	0
Games Started	0	10+ Points	0
Led Team In Scoring	0	20+ Points	0
Led Team In Rebounding	0	5+ Rebounds	0
Led Team In Assists	0	10+ Rebounds	0
Led Team In Steals	0	5+ Assists	0
Led Team In Blocks	0	3+ Steals	0

CANNON GAME-BY-GAME STATISTICS

Date	Opp	GS	Min	FG	3FG	FT	O-D-R	PF	A	T	S	B	PTS
N10	TROY		6:08	0-1	0-0	0-0	0-1-1	4	0	1	0	0	0
N14	ASU	-	-	-	-	DNP	-	-	-	-	-	-	-
N17	at MIZ		0:01	0-0	0-0	0-0	0-0-0	0	0	0	0	0	0
N21	vs MAR		10:59	0-1	0-0	0-0	0-1-1	0	0	1	0	0	0
N22	vs NSU		11:45	2-2	0-0	0-0	0-1-1	2	0	1	2	0	4
N23	vs PFW		11:04	3-5	0-0	2-2	1-3-4	1	0	1	1	0	8
N30	MUR		10:20	2-3	0-0	1-2	2-1-3	0	0	2	0	0	5
D4	at VU		3:25	0-0	0-0	0-0	0-0-0	0	0	1	0	0	0
D12	at SDSU		13:46	0-1	0-1	0-0	0-3-3	0	0	0	0	0	0
D14	at SD		14:07	0-3	0-2	0-0	0-2-2	2	1	1	0	1	0
D17	at MOST		17:53	2-3	0-0	0-0	0-1-1	0	0	1	1	0	4
D29	at LR*	-	-	-	-	DNP	-	-	-	-	-	-	-
D31	MOR*	-	-	-	-	-	-	-	-	-	-	-	-
J5	SEMO*	-	-	-	-	-	-	-	-	-	-	-	-
J7	TTU*	-	-	-	-	-	-	-	-	-	-	-	-
J12	at TSU*	-	-	-	-	-	-	-	-	-	-	-	-
J14	at USI*	-	-	-	-	-	-	-	-	-	-	-	-
J19	at SEMO*	-	-	-	-	-	-	-	-	-	-	-	-
J21	EIU*	-	-	-	-	-	-	-	-	-	-	-	-
J26	LIN*	-	-	-	-	-	-	-	-	-	-	-	-
J28	USI*	-	-	-	-	-	-	-	-	-	-	-	-
F2	at SIUE*	-	-	-	-	-	-	-	-	-	-	-	-
F4	at LIN*	-	-	-	-	-	-	-	-	-	-	-	-
F9	at EIU*	-	-	-	-	-	-	-	-	-	-	-	-
F11	LR*	-	-	-	-	-	-	-	-	-	-	-	-
F16	SIUE*	-	-	-	-	-	-	-	-	-	-	-	-
F18	at TTU*	-	-	-	-	-	-	-	-	-	-	-	-
F23	TSU*	-	-	-	-	-	-	-	-	-	-	-	-
F25	at MOR*	-	-	-	-	-	-	-	-	-	-	-	-

CANNON CAREER STATISTICS

					Total			3-Point			F-Throw			Rebounds								Scoring		
Year	GP	GS	Min	Avg	FG	FGA	Pct	FG	FGA	Pct	FT	FTA	Pct	Off	Def	Tot	Avg	PF	Ast	TO	Blk	Stl	Pts	Avg
2021-22*	5	0	14	2.8	3	6	.500	2	4	.500	1	2	.500	1	2	3	0.6	2	1	0	0	0	9	1.8
2022-23	10	0	99	9.9	9	19	.474	0	3	.000	3	4	.750	3	13	16	1.6	9	1	9	1	4	21	2.1
TOTAL	15	0	113	9.9	9	19	.474	0	7	.000	3	4	.750	4	15	16	1.6	9	1	9	1	4	30	2.1
All*	10	0	113	7.5	12	25	.480	2	7	.286	4	6	.667	4	15	19	1.3	11	2	9	1	4	21	2.0

Played 2021-22 seasons at Bradley

4



ANAYA BROWN

F | 6-1 | Fr. | Lexington, Ky. | Lafayette HS

SEASON HIGHS

Points	12, 2x, at Little Rock (12/29/22)
FG Made	4 at Little Rock (12/29/22)
FG Att.	9 at Little Rock (12/29/22)
3PG Made	3, 2x, vs. Purdue Fort Wayne (11/23/22)
3FG Att.	4, 2x, vs. Purdue Fort Wayne (11/23/22)
FT Made	6 at Missouri State (12/17/22)
FT Att.	8 at Missouri State (12/17/22)
Rebounds	11 at South Dakota (12/14/22)
Assists	4 vs. Marshall (11/21/22)
Steals	2, 2x, at Missouri State (12/17/22)
Blocks	2 at South Dakota (12/14/22)
Minutes	38 at South Dakota (12/14/22)

CAREER HIGHS

Points	12, 2x, at Little Rock (12/29/22)
FG Made	4 at Little Rock (12/29/22)
FG Att.	9 at Little Rock (12/29/22)
3PG Made	3, 2x, vs. Purdue Fort Wayne (11/23/22)
3FG Att.	4, 2x, vs. Purdue Fort Wayne (11/23/22)
FT Made	5 at South Dakota (12/14/22)
FT Att.	8 at Missouri State (12/17/22)
Rebounds	11 at South Dakota (12/14/22)
Assists	4 vs. Marshall (11/21/22)
Steals	2, 2x, at Missouri State (12/17/22)
Blocks	2 at South Dakota (12/14/22)
Minutes	38 at South Dakota (12/14/22)

MISCELLANEOUS CAREER STATISTICS

Games Played	12	Double-Doubles	1
Games Started	4	10+ Points	2
Led Team In Scoring	1	20+ Points	0
Led Team In Rebounding	3	5+ Rebounds	4
Led Team In Assists	1	10+ Rebounds	1
Led Team In Steals	1	5+ Assists	0
Led Team In Blocks	1	3+ Steals	0

BROWN GAME-BY-GAME STATISTICS

Date	Opp	GS	Min	FG	3FG	FT	O-D-R	PF	A	T	S	B	PTS
N10	TROY		27:13	1-2	1-2	0-0	0-3-3	3	2	4	1	0	3
N14	ASU		15:01	0-3	0-0	3-4	2-4-6	3	0	1	0	0	3
N17	at MIZ		26:33	3-5	3-4	0-0	0-8-8	0	0	0	0	0	9
N21	vs MAR		19:31	3-6	2-3	0-0	0-1-1	1	4	0	1	0	8
N22	vs NSU		21:34	2-5	1-2	1-2	1-2-3	2	1	1	1	0	6
N23	vs PFW		21:47	2-6	0-1	3-4	3-4-7	1	2	1	0	0	7
N30	MUR		24:26	1-3	0-1	0-0	1-0-1	3	1	0	0	1	2
D4	at VU		19:59	1-2	1-1	0-0	1-0-1	1	0	2	1	0	3
D12	at SDSU	*	24:31	0-4	0-0	0-0	0-5-5	5	1	4	2	0	0
D14	at SD	*	37:34	2-4	1-1	5-6	1-10-11	3	1	2	0	2	10
D17	at MOST	*	33:06	3-9	0-2	6-8	3-5-8	5	2	0	2	1	12
D29	at LR*	*	36:30	4-9	2-3	2-4	1-4-5	2	0	2	1	1	12
D31	MOR*	-	-	-	-	-	-	-	-	-	-	-	-
J5	SEMO*	-	-	-	-	-	-	-	-	-	-	-	-
J7	TTU*	-	-	-	-	-	-	-	-	-	-	-	-
J12	at TSU*	-	-	-	-	-	-	-	-	-	-	-	-
J14	at USI*	-	-	-	-	-	-	-	-	-	-	-	-
J19	at SEMO*	-	-	-	-	-	-	-	-	-	-	-	-
J21	EIU*	-	-	-	-	-	-	-	-	-	-	-	-
J26	LIN*	-	-	-	-	-	-	-	-	-	-	-	-
J28	USI*	-	-	-	-	-	-	-	-	-	-	-	-
F2	at SIUE*	-	-	-	-	-	-	-	-	-	-	-	-
F4	at LIN*	-	-	-	-	-	-	-	-	-	-	-	-
F9	at EIU*	-	-	-	-	-	-	-	-	-	-	-	-
F11	LR*	-	-	-	-	-	-	-	-	-	-	-	-
F16	SIUE*	-	-	-	-	-	-	-	-	-	-	-	-
F18	at TTU*	-	-	-	-	-	-	-	-	-	-	-	-
F23	TSU*	-	-	-	-	-	-	-	-	-	-	-	-
F25	at MOR*	-	-	-	-	-	-	-	-	-	-	-	-

BROWN CAREER STATISTICS

				Total			3-Point			F-Throw			Rebounds				PF				Ast				TO				Blk				Stl				Scoring			
Year	GP	GS	Min	Avg	FG	FGA	Pct	FG	FGA	Pct	FT	FTA	Pct	Off	Def	Tot	Avg	PF	Ast	TO	Blk	Stl	Pts	Avg																
2022-23	12	4	307	25.6	22	58	.379	10	19	.526	21	30	.700	14	46	60	5.0	32	10	17	6	8	75	6.3																
TOTAL	12	4	307	25.6	22	58	.379	10	19	.526	21	30	.700	14	46	60	5.0	32	10	17	6	8	75	6.3																

PLAYER SUMMARIES

5



SEYGAN ROBINS

G | 5-8 | Gr. | Harrodsburg, Ky. | Louisville

SEASON HIGHS

Points	16 at South Dakota (12/14/22)
FG Made	5, 4x, at Missouri State (12/17/22)
FG Att.	13 at Vanderbilt (12/5/22)
3PG Made	5 at South Dakota (12/14/22)
3FG Att.	9 at Vanderbilt (12/5/22)
FT Made	4 vs. Norfolk State (11/22/22)
FT Att.	4 vs. Norfolk State (11/22/22)
Rebounds	7 at Little Rock (12/29/22)
Assists	5, 2x, at Vanderbilt (12/5/22)
Steals	4, 2x, at Missouri State (12/17/22)
Blocks	1 vs. Purdue Fort Wayne (11/23/22)
Minutes	38, 3x, at Little Rock (12/29/22)

CAREER HIGHS

Points	26 vs. SIUE (3/2/22)
FG Made	7 vs. SIUE (3/2/22)
FG Att.	15 vs. SIUE (3/2/22)
3PG Made	6, 3x, vs. SIUE (3/2/22)
3FG Att.	12 vs. SIUE (3/2/22)
FT Made	6 vs. SIUE (3/2/22)
FT Att.	6 vs. SIUE (3/2/22)
Rebounds	7, 2x, at Little Rock (12/29/22)
Assists	6, 4x, vs. SIUE (3/2/22)
Steals	5 vs. Tennessee State (2/5/22)
Blocks	1, 6x, vs. Purdue Fort Wayne (11/23/22)
Minutes	39, 2x, at Kansas State (11/12/21)

MISCELLANEOUS CAREER STATISTICS

Games Played	85	57 at UTM	Double-Doubles	0
Games Started	49	at UTM	10+ Points	17
Led Team In Scoring	5		20+ Points	1
Led Team In Rebounding	1		5+ Rebounds	8
Led Team In Assists	26		10+ Rebounds	0
Led Team In Steals	18		5+ Assists	8
Led Team In Blocks	3		3+ Steals	13

ROBINS GAME-BY-GAME STATISTICS

Date	Opp	GS	Min	FG	3FG	FT	O-D-R	PF	A	T	S	B	PTS
N10	TROY	*	31:16	5-12	4-8	0-0	0-1-1	0	0	8	1	0	14
N14	ASU	*	16:36	0-6	0-1	0-0	0-2-2	0	1	1	0	0	0
N17	at MIZ	*	28:01	1-3	1-2	0-0	0-0-0	2	1	1	0	0	3
N21	vs MAR	*	19:36	1-3	1-2	0-0	0-0-0	1	1	0	3	0	3
N22	vs NSU	*	26:42	2-4	2-4	4-4	0-1-1	1	5	1	0	0	10
N23	vs PFW	*	28:30	2-5	2-3	3-3	0-3-3	0	4	2	2	1	9
N30	MUR	*	35:46	2-7	1-5	2-2	0-1-1	1	3	2	3	0	7
D4	at VU	*	30:33	5-13	4-9	0-0	0-1-1	5	5	4	1	0	14
D12	at SDSU	*	32:41	2-7	2-5	0-0	1-1-2	1	3	7	2	0	6
D14	at SD	*	37:44	5-9	5-8	1-2	0-2-2	3	3	3	4	0	16
D17	at MOST	*	38:04	5-10	2-5	2-2	0-3-3	4	1	5	4	0	14
D29	at LR*	*	38:02	0-2	0-0	2-2	0-7-7	0	4	5	0	0	2
D31	MOR*	-	-	-	-	-	-	-	-	-	-	-	-
J5	SEMO*	-	-	-	-	-	-	-	-	-	-	-	-
J7	TTU*	-	-	-	-	-	-	-	-	-	-	-	-
J12	at TSU*	-	-	-	-	-	-	-	-	-	-	-	-
J14	at USI*	-	-	-	-	-	-	-	-	-	-	-	-
J19	at SEMO*	-	-	-	-	-	-	-	-	-	-	-	-
J21	EIU*	-	-	-	-	-	-	-	-	-	-	-	-
J26	LIN*	-	-	-	-	-	-	-	-	-	-	-	-
J28	USI*	-	-	-	-	-	-	-	-	-	-	-	-
F2	at SIUE*	-	-	-	-	-	-	-	-	-	-	-	-
F4	at LIN*	-	-	-	-	-	-	-	-	-	-	-	-
F9	at EIU*	-	-	-	-	-	-	-	-	-	-	-	-
F11	LR*	-	-	-	-	-	-	-	-	-	-	-	-
F16	SIUE*	-	-	-	-	-	-	-	-	-	-	-	-
F18	at TTU*	-	-	-	-	-	-	-	-	-	-	-	-
F23	TSU*	-	-	-	-	-	-	-	-	-	-	-	-
F25	at MOR*	-	-	-	-	-	-	-	-	-	-	-	-

ROBINS CAREER STATISTICS

Year	GP	GS	Min	Avg	Total		3-Point		F-Throw		Rebounds			PF					Ast					TO					Blk					Stl					Scoring				
					FG	FGA	Pct	FG	FGA	Pct	FT	FTA	Pct	Off	Def	Total	Pct	Ast	TO	Blk	Stl	Pts	Avg	Pts	Avg	Pts	Avg	Pts	Avg	Pts	Avg	Pts	Avg	Pts	Avg	Pts	Avg						
2018-19*	26	0	195	7.5	13	37	.351	8	30	.267	7	12	.583	2	11	13	0.5	21	21	18	1	9	41	1.6	21	21	18	1	9	41	1.6	21	21	18	1	9	41	1.6					
2019-20*	2	0	22	11.0	0	5	.000	0	4	.000	0	0	.000	0	6	6	3.0	5	1	2	0	2	0	0.0	5	1	2	0	2	0	0.0	5	1	2	0	2	0	0.0					
2020-21	27	27	834	30.9	69	162	.426	48	106	.453	23	29	.793	10	50	60	2.2	47	90	68	2	37	209	7.7	47	90	68	2	37	209	7.7	47	90	68	2	37	209	7.7					
2021-22	19	10	579	30.5	61	154	.396	42	96	.438	23	24	.958	6	40	46	2.4	37	53	37	2	30	187	9.8	37	53	37	2	30	187	9.8	37	53	37	2	30	187	9.8					
2022-23	12	11	365	30.4	30	81	.370	24	52	.462	14	15	.933	1	22	23	1.9	18	31	39	1	20	98	8.2	18	31	39	1	20	98	8.2	18	31	39	1	20	98	8.2					
TOTAL	58	48	1778	30.7	160	397	.403	114	254	.449	60	68	.882	17	112	129	2.2	102	174	144	5	87	494	8.5	102	174	144	5	87	494	8.5	102	174	144	5	87	494	8.5					
All*	86	48	1995	23.2	173	439	.394	122	288	.424	67	80	.838	19	129	148	1.7	128	196	164	6	98	535	6.2	128	196	164	6	98	535	6.2	128	196	164	6	98	535	6.2					

*Played 2018-19 and 2019-20 seasons at Louisville

11



SHAE LITTLEFORD

G | 5-7 | So. | Charleston, Ill. | Charleston HS

SEASON HIGHS

Points	19 vs. Arkansas State (11/14/22)
FG Made	6 vs. Arkansas State (11/14/22)
FG Att.	14, 2x, vs. Murray State (11/30/22)
3PG Made	2, 3x, at Vanderbilt (12/5/22)
3FG Att.	7 at Vanderbilt (12/5/22)
FT Made	6 vs. Troy (11/10/22)
FT Att.	6, 2x, vs. Arkansas State (11/14/22)
Rebounds	5, 2x, vs. Arkansas State (11/14/22)
Assists	8 at Vanderbilt (12/5/22)
Steals	4 vs. Troy (11/10/22)
Blocks	1 vs. Murray State (11/30/22)
Minutes	39 vs. Arkansas State (11/14/22)

CAREER HIGHS

Points	21 vs. Morehead State (2/16/22)
FG Made	6, 3x, vs. Arkansas State (11/14/22)
FG Att.	14, 2x, vs. Arkansas State (11/14/22)
3PG Made	4 vs. Morehead State (2/16/22)
3FG Att.	7 at Vanderbilt (12/5/22)
FT Made	8 vs. SIUE (3/2/22)
FT Att.	12 vs. SIUE (3/2/22)
Rebounds	6 vs. Saint Louis (12/5/21)
Assists	8 at Vanderbilt (12/5/22)
Steals	6 at Southeast Missouri (2/24/22)
Blocks	1, 4x, vs. Murray State (11/30/22)
Minutes	40, 5x, vs. Belmont (2/7/22)

MISCELLANEOUS CAREER STATISTICS

Games Played	33	Double-Doubles	0
Games Started	32	10+ Points	18
Led Team In Scoring	4	20+ Points	1
Led Team In Rebounding	1	5+ Rebounds	4
Led Team In Assists	7	10+ Rebounds	0
Led Team In Steals	10	5+ Assists	3
Led Team In Blocks	2	3+ Steals	10

LITTLEFORD GAME-BY-GAME STATISTICS

Date	Opp	GS	Min	FG	3FG	FT	O-D-R	PF	A	T	S	B	PTS
N10	TROY	*	25:42	1-3	0-0	6-6	1-4-5	4	5	2	4	0	8
N14	ASU	*	39:28	6-14	2-5	5-6	3-2-5	3	6	0	1	0	19
N17	at MIZ	*	22:13	0-3	0-0	2-2	0-2-2	4	3	5	2	0	2
N21	vs MAR	*	26:11	0-5	0-2	0-0	0-1-1	2	3	2	0	0	0
N22	vs NSU	*	30:55	2-7	0-4	2-2	0-0-0	0	1	8	3	0	6
N23	vs PFW	*	34:55	5-7	1-2	0-0	0-4-4	3	3	3	0	0	11
N30	MUR	*	36:40	4-14	2-5	1-3	0-2-2	2	1	2	3	1	11
D4	at VU	*	36:05	5-11	2-7	2-2	0-3-3	4	8	3	0	0	14
D12	at SDSU	-	-	-	-	DNP	-	-	-	-	-	-	-
D14	at SD	-	-	-	-	DNP	-	-	-	-	-	-	-
D17	at MOST	-	-	-	-	DNP	-	-	-	-	-	-	-
D29	at LR*	*	38:42	5-10	1-2	0-0	1-3-4	2	0	4	0	0	11
D31	MOR*	-	-	-	-	-	-	-	-	-	-	-	-
J5	SEMO*	-	-	-	-	-	-	-	-	-	-	-	-
J7	TTU*	-	-	-	-	-	-	-	-	-	-	-	-
J12	at TSU*	-	-	-	-	-	-	-	-	-	-	-	-
J14	at USI*	-	-	-	-	-	-	-	-	-	-	-	-
J19	at SEMO*	-	-	-	-	-	-	-	-	-	-	-	-
J21	EIU*	-	-	-	-	-	-	-	-	-	-	-	-
J26	LIN*	-	-	-	-	-	-	-	-	-	-	-	-
J28	USI*	-	-	-	-	-	-	-	-	-	-	-	-
F2	at SIUE*	-	-	-	-	-	-	-	-	-	-	-	-
F4	at LIN*	-	-	-	-	-	-	-	-	-	-	-	-
F9	at EIU*	-	-	-	-	-	-	-	-	-	-	-	-
F11	LR*	-	-	-	-	-	-	-	-	-	-	-	-
F16	SIUE*	-	-	-	-	-	-	-	-	-	-	-	-
F18	at TTU*	-	-	-	-	-	-	-	-	-	-	-	-
F23	TSU*	-	-	-	-	-	-	-	-	-	-	-	-
F25	at MOR*	-	-	-	-	-	-	-	-	-	-	-	-

LITTLEFORD CAREER STATISTICS

					Total			3-Point			F-Throw			Rebounds								Scoring		
Year	GP	GS	Min	Avg	FG	FGA	Pct	FG	FGA	Pct	FT	FTA	Pct	Off	Def	Tot	Avg	PF	Ast	TO	Blk	Stl	Pts	Avg
2021-22	24	23	827	34.5	83	226	.367	18	59	.305	81	109	.743	8	50	58	2.4	51	49	66	3	42	265	11.0
2022-23	9	9	288	32.0	28	74	.378	8	27	.296	18	21	.857	5	21	26	2.9	24	30	29	1	13	82	9.1
TOTAL	33	32	1115	33.8	111	300	.370	26	86	.302	99	130	.762	13	71	84	2.5	75	79	95	4	55	347	10.5

PLAYER SUMMARIES



LEXI RUBEL

G/F | 6-1 | Fr. | Cape Girardeau, Mo. | Notre Dame HS



SHARNECCE CURRIE-JELKS

F | 6-2 | Fr. | Jackson, Tenn. | Southside HS

SEASON HIGHS

Points	12 vs. Purdue Fort Wayne (11/23/22)
FG Made	4 vs. Purdue Fort Wayne (11/23/22)
FG Att.	8 vs. Murray State (11/30/22)
3PG Made	1, 2x, vs. Purdue Fort Wayne (11/23/22)
3FG Att.	3 vs. Murray State (11/30/22)
FT Made	3 vs. Purdue Fort Wayne (11/23/22)
FT Att.	4 vs. Purdue Fort Wayne (11/23/22)
Rebounds	7 vs. Purdue Fort Wayne (11/23/22)
Assists	3 vs. Murray State (11/30/22)
Steals	3 at Vanderbilt (12/5/22)
Blocks	1, 4x, vs. Murray State (11/30/22)
Minutes	31 vs. Arkansas State (11/14/22)

CAREER HIGHS

Points	12 vs. Purdue Fort Wayne (11/23/22)
FG Made	4 vs. Purdue Fort Wayne (11/23/22)
FG Att.	8 vs. Murray State (11/30/22)
3PG Made	1, 2x, vs. Purdue Fort Wayne (11/23/22)
3FG Att.	3 vs. Murray State (11/30/22)
FT Made	3 vs. Purdue Fort Wayne (11/23/22)
FT Att.	4 vs. Purdue Fort Wayne (11/23/22)
Rebounds	7 vs. Purdue Fort Wayne (11/23/22)
Assists	3 vs. Murray State (11/30/22)
Steals	3 at Vanderbilt (12/5/22)
Blocks	1, 4x, vs. Murray State (11/30/22)
Minutes	31 vs. Arkansas State (11/14/22)

MISCELLANEOUS CAREER STATISTICS

Games Played	9	Double-Doubles	0
Games Started	9	10+ Points	1
Led Team In Scoring	0	20+ Points	0
Led Team In Rebounding	2	5+ Rebounds	4
Led Team In Assists	0	10+ Rebounds	0
Led Team In Steals	3	5+ Assists	0
Led Team In Blocks	2	3+ Steals	0

RUBEL GAME-BY-GAME STATISTICS

Date	Opp	GS	Min	FG	3FG	FT	O-D-R	PF	A	TO	S	B	PTS
N10	TROY	*	12:52	0-0	0-0	0-0	0-1-1	1	0	2	0	0	0
N14	ASU	*	31:15	3-4	0-0	1-2	2-3-5	0	2	2	1	1	7
N17	at MIZ	*	26:24	2-4	0-0	0-0	1-2-3	1	1	4	0	1	4
N21	vs MAR	*	20:29	2-4	1-1	2-2	2-4-6	1	1	2	0	0	7
N22	vs NSU	*	23:12	1-6	0-0	1-1	1-1-2	5	0	5	1	0	3
N23	vs PFW	*	24:24	4-7	1-2	3-4	1-6-7	0	0	5	1	1	12
N30	MUR	*	25:05	1-8	0-3	2-3	1-3-4	3	3	3	1	1	4
D4	at VU	*	35:31	0-4	0-1	0-0	3-2-5	1	0	1	3	0	0
D12	at SDSU	-	-	-	-	DNP	-	-	-	-	-	-	-
D14	at SD	-	-	-	-	DNP	-	-	-	-	-	-	-
D17	at MOST	-	-	-	-	DNP	-	-	-	-	-	-	-
D29	at LR*		13:48	1-3	0-1	0-0	0-2-2	1	2	0	1	0	2
D31	MOR*	-	-	-	-	-	-	-	-	-	-	-	-
J5	SEMO*	-	-	-	-	-	-	-	-	-	-	-	-
J7	TTU*	-	-	-	-	-	-	-	-	-	-	-	-
J12	at TSU*	-	-	-	-	-	-	-	-	-	-	-	-
J14	at USI*	-	-	-	-	-	-	-	-	-	-	-	-
J19	at SEMO*	-	-	-	-	-	-	-	-	-	-	-	-
J21	EIU*	-	-	-	-	-	-	-	-	-	-	-	-
J26	LIN*	-	-	-	-	-	-	-	-	-	-	-	-
J28	USI*	-	-	-	-	-	-	-	-	-	-	-	-
F2	at SIUE*	-	-	-	-	-	-	-	-	-	-	-	-
F4	at LIN*	-	-	-	-	-	-	-	-	-	-	-	-
F9	at EIU*	-	-	-	-	-	-	-	-	-	-	-	-
F11	LR*	-	-	-	-	-	-	-	-	-	-	-	-
F16	SIUE*	-	-	-	-	-	-	-	-	-	-	-	-
F18	at TTU*	-	-	-	-	-	-	-	-	-	-	-	-
F23	TSU*	-	-	-	-	-	-	-	-	-	-	-	-
F25	at MOR*	-	-	-	-	-	-	-	-	-	-	-	-

RUBEL CAREER STATISTICS

Year	GP	GS	Min	Avg	Total	3-Point	F-Throw	Rebounds	PF	Ast	TO	Blk	Stl	Scoring
					FG	FGA	Pct	FT	FTA	Pct	Off	Def	Tot	Pts
2022-23	9	8	215	23.9	14	40	.350	2	8	.250	9	12	7.50	39
TOTAL	9	8	215	23.9	14	40	.350	2	8	.250	9	12	7.50	39

SEASON HIGHS

Points	23 at South Dakota (12/14/22)
FG Made	10, 2x, at South Dakota (12/14/22)
FG Att.	19 at South Dakota (12/14/22)
3PG Made	1, 3x, at Missouri State (12/17/22)
3FG Att.	4 at Missouri State (12/17/22)
FT Made	7 vs. Norfolk State (11/22/22)
FT Att.	8 vs. Norfolk State (11/22/22)
Rebounds	15 vs. Troy (11/10/22)
Assists	3 at Little Rock (12/29/22)
Steals	2, 3x, at Vanderbilt (12/5/22)
Blocks	4 vs. Murray State (11/30/22)
Minutes	32 vs. Troy (11/10/22)

CAREER HIGHS

Points	23 at South Dakota (12/14/22)
FG Made	10, 2x, at South Dakota (12/14/22)
FG Att.	19 at South Dakota (12/14/22)
3PG Made	1, 3x, at Missouri State (12/17/22)
3FG Att.	4 at Missouri State (12/17/22)
FT Made	7 vs. Norfolk State (11/22/22)
FT Att.	8 vs. Norfolk State (11/22/22)
Rebounds	15 vs. Troy (11/10/22)
Assists	3 at Little Rock (12/29/22)
Steals	2, 2x, vs. Murray State (11/30/22)
Blocks	4 vs. Murray State (11/30/22)
Minutes	32 vs. Troy (11/10/22)

MISCELLANEOUS CAREER STATISTICS

Games Played	12	Double-Doubles	1
Games Started	12	10+ Points	9
Led Team In Scoring	6	20+ Points	2
Led Team In Rebounding	6	5+ Rebounds	9
Led Team In Assists	0	10+ Rebounds	1
Led Team In Steals	1	5+ Assists	0
Led Team In Blocks	3	3+ Blocks	1

CURRIE-JELKS GAME-BY-GAME STATISTICS

Date	Opp	GS	Min	FG	3FG	FT	O-D-R	PF	A	TO	S	B	PTS
N10	TROY	*	32:07	7-9	0-0	0-0	4-11-15	3	0	2	0	1	14
N14	ASU	*	24:34	0-2	0-0	2-4	3-5-8	3	0	0	0	1	2
N17	at MIZ	*	23:57	4-7	0-0	0-1	1-3-4	5	0	1	0	0	8
N21	vs MAR	*	28:25	5-12	1-2	1-2	2-3-5	2	0	3	1	0	12
N22	vs NSU	*	26:55	4-13	0-1	7-8	2-1-3	4	1	1	1	0	15
N23	vs PFW	*	22:45	10-12	1-1	0-0	2-4-6	2	2	2	2	0	21
N30	MUR	*	29:18	6-12	0-1	1-3	2-7-9	4	1	4	2	4	13
D4	at VU	*	29:06	7-12	0-0	2-2	3-4-7	3	0	1	2	0	16
D12	at SDSU	*	30:08	7-13	0-1	0-2	1-3-4	4	2	0	1	1	14
D14	at SD	*	24:32	10-19	0-1	3-3	2-2-4	5	0	2	0	1	23
D17	at MOST	*	29:14	5-14	1-4	3-4	0-6-6	4	0	5	1	1	14
D29	at LR*	*	30:13	2-6	0-1	2-3	0-7-7	4	3	1	0	0	6
D31	MOR*	-	-	-	-	-	-	-	-	-	-	-	-
J5	SEMO*	-	-	-	-	-	-	-	-	-	-	-	-
J7	TTU*	-	-	-	-	-	-	-	-	-	-	-	-
J12	at TSU*	-	-	-	-	-	-	-	-	-	-	-	-
J14	at USI*	-	-	-	-	-	-	-	-	-	-	-	-
J19	at SEMO*	-	-	-	-	-	-	-	-	-	-	-	-
J21	EIU*	-	-	-	-	-	-	-	-	-	-	-	-
J26	LIN*	-	-	-	-	-	-	-	-	-	-	-	-
J28	USI*	-	-	-	-	-	-	-	-	-	-	-	-
F2	at SIUE*	-	-	-	-	-	-	-	-	-	-	-	-
F4	at LIN*	-	-	-	-	-	-	-	-	-	-	-	-
F9	at EIU*	-	-	-	-	-	-	-	-	-	-	-	-
F11	LR*	-	-	-	-	-	-	-	-	-	-	-	-
F16	SIUE*	-	-	-	-	-	-	-	-	-	-	-	-
F18	at TTU*	-	-	-	-	-	-	-	-	-	-	-	-
F23	TSU*	-	-	-	-	-	-	-	-	-	-	-	-
F25	at MOR*	-	-	-	-	-	-	-	-	-	-	-	-

CURRIE-JELKS CAREER STATISTICS

Year	GP	GS	Min	Avg	Total	3-Point	F-Throw	Rebounds	PF	Ast	TO	Blk	Stl	Scoring
					FG	FGA	Pct	FT	FTA	Pct	Off	Def	Tot	Pts
2022-23	12	12	331	27.6	67	131	.511	3	12	.250	21	32	6.56	158
TOTAL	12	12	331	27.6	67	131	.511	3	12	.250	21	32	6.56	158

PLAYER SUMMARIES

25

PAIGE PIPKIN

G | 5-10 | Gr. | Henderson, Tenn. | Chester County HS



SEASON HIGHS

Points	23 vs. Arkansas State (11/14/22)
FG Made	10 vs. Arkansas State (11/14/22)
FG Att.	16 vs. Arkansas State (11/14/22)
3PG Made	3 at Vanderbilt (12/5/22)
3FG Att.	7 at Vanderbilt (12/5/22)
FT Made	4 at South Dakota (12/14/22)
FT Att.	5 vs. Troy (11/10/22)
Rebounds	5, 2x, vs. Arkansas State (11/14/22)
Assists	4, 2x, vs. Murray State (11/30/22)
Steals	3, 2x, vs. Murray State (11/30/22)
Blocks	1, 3x, at Vanderbilt (12/5/22)
Minutes	34, 2x, at South Dakota State (12/12/22)

CAREER HIGHS

Points	33 at Austin Peay (12/30/21)
FG Made	11 at Austin Peay (12/30/21)
FG Att.	17 at Austin Peay (12/30/21)
3PG Made	6 vs. Morehead State (2/18/21)
3FG Att.	8 vs. Morehead State (2/18/21)
FT Made	8 at Austin Peay (12/30/21)
FT Att.	9 at Austin Peay (12/30/21)
Rebounds	9 vs. No. 24 Virginia Tech (11/27/21)
Assists	7 at Morehead State (1/24/22)
Steals	5, 3x, vs. SIUE (3/2/22)
Blocks	2 at Morehead State (1/23/21)
Minutes	40, 3x, vs. Bowling Green (12/21/21)

MISCELLANEOUS CAREER STATISTICS

Games Played	69	Double-Doubles	0
Games Started	65	10+ Points	30
Led Team In Scoring	17	20+ Points	5
Led Team In Rebounding	9	5+ Rebounds	13
Led Team In Assists	21	10+ Rebounds	0
Led Team In Steals	18	5+ Assists	7
Led Team In Blocks	7	3+ Steals	10

PIPKIN GAME-BY-GAME STATISTICS

Date	Opp	GS	Min	FG	3FG	FT	O-D-R	PF	A	T	S	B	PTS
N10	TROY		23:07	5-9	2-6	2-5	1-4-5	2	4	4	0	0	14
N14	ASU		28:23	10-16	2-4	1-1	0-5-5	0	1	0	3	0	23
N17	at MIZ		27:51	1-6	1-3	2-2	0-1-1	1	1	2	2	0	5
N21	vs MAR	*	23:09	3-6	2-3	0-0	0-1-1	1	4	0	1	0	8
N22	vs NSU	*	27:17	2-5	2-5	0-0	1-2-3	3	2	2	1	0	6
N23	vs PFW	*	27:04	2-8	1-4	1-1	0-1-1	2	2	5	2	1	6
N30	MUR	*	32:00	3-7	1-2	3-3	1-1-2	2	4	1	3	1	10
D4	at VU	*	34:07	8-15	3-7	0-0	0-3-3	4	3	1	1	1	19
D12	at SDSU	*	34:23	2-8	1-6	2-3	0-2-2	4	1	2	0	0	7
D14	at SD	*	34:55	4-10	1-4	4-4	0-1-1	2	3	3	0	0	13
D17	at MOST	*	35:45	4-11	0-2	1-2	0-2-2	1	2	5	0	0	9
D29	at LR*	*	31:25	4-13	2-4	1-2	3-1-4	2	0	1	0	0	11
D31	MOR*	-	-	-	-	-	-	-	-	-	-	-	-
J5	SEMO*	-	-	-	-	-	-	-	-	-	-	-	-
J7	TTU*	-	-	-	-	-	-	-	-	-	-	-	-
J12	at TSU*	-	-	-	-	-	-	-	-	-	-	-	-
J14	at USI*	-	-	-	-	-	-	-	-	-	-	-	-
J19	at SEMO*	-	-	-	-	-	-	-	-	-	-	-	-
J21	EIU*	-	-	-	-	-	-	-	-	-	-	-	-
J26	LIN*	-	-	-	-	-	-	-	-	-	-	-	-
J28	USI*	-	-	-	-	-	-	-	-	-	-	-	-
F2	at SIUE*	-	-	-	-	-	-	-	-	-	-	-	-
F4	at LIN*	-	-	-	-	-	-	-	-	-	-	-	-
F9	at EIU*	-	-	-	-	-	-	-	-	-	-	-	-
F11	LR*	-	-	-	-	-	-	-	-	-	-	-	-
F16	SIUE*	-	-	-	-	-	-	-	-	-	-	-	-
F18	at TTU*	-	-	-	-	-	-	-	-	-	-	-	-
F23	TSU*	-	-	-	-	-	-	-	-	-	-	-	-
F25	at MOR*	-	-	-	-	-	-	-	-	-	-	-	-

PIPKIN CAREER STATISTICS

Year	GP	GS	Min	Avg	Total	3-Point	F-Throw	Rebounds	PF	Ast	TO	Blk	Stl	Scoring
					FG	FGA	Pct	FT	FTA	Pct	Off	Def	Tot	Pts
2017-18	-	-	-	-	-	-	-	Redshirted	-	-	-	-	-	-
2018-19	3	3	55	18.3	4	16	.250	0	7	.000	0	0	0.000	8
2019-20	-	-	-	-	-	-	-	Injured	-	-	-	-	-	-
2020-21	26	25	687	26.4	65	159	.409	29	75	.387	30	41	.732	189
2021-22	28	28	914	32.6	113	288	.392	38	113	.336	80	97	.825	344
2022-23	12	9	361	30.1	48	114	.421	18	50	.360	17	23	.739	131
TOTAL	69	65	2017	29.2	230	577	.399	85	245	.347	127	161	.789	672
														9.7

33

JOSIE STOREY

G | 5-10 | Fr. | Mountain View, Ark. | Mountain View HS



SEASON HIGHS

Points	9 at Missouri (11/17/22)
FG Made	3 at Missouri (11/17/22)
FG Att.	8, 2x, at Missouri State (12/17/22)
3PG Made	3 at Missouri (11/17/22)
3FG Att.	6, 2x, at South Dakota (12/14/22)
FT Made	2 vs. Purdue Fort Wayne (11/23/22)
FT Att.	2, 2x, at South Dakota State (12/12/22)
Rebounds	3, 2x, at South Dakota (12/14/22)
Assists	5 at South Dakota (12/14/22)
Steals	3 vs. Norfolk State (11/22/22)
Blocks	1 at Missouri State (12/17/22)
Minutes	36 at South Dakota State (12/12/22)

CAREER HIGHS

Points	9 at Missouri (11/17/22)
FG Made	3 at Missouri (11/17/22)
FG Att.	8, 2x, at Missouri State (12/17/22)
3PG Made	3 at Missouri (11/17/22)
3FG Att.	6, 2x, at South Dakota (12/14/22)
FT Made	2 vs. Purdue Fort Wayne (11/23/22)
FT Att.	2, 2x, at South Dakota State (12/12/22)
Rebounds	3, 2x, at South Dakota (12/14/22)
Assists	5 at South Dakota (12/14/22)
Steals	3 vs. Norfolk State (11/22/22)
Blocks	1 at Missouri State (12/17/22)
Minutes	36 at South Dakota State (12/12/22)

MISCELLANEOUS CAREER STATISTICS

Games Played	12	Double-Doubles	0
Games Started	3	10+ Points	0
Led Team In Scoring	0	20+ Points	0
Led Team In Rebounding	0	5+ Rebounds	0
Led Team In Assists	1	10+ Rebounds	0
Led Team In Steals	1	5+ Assists	1
Led Team In Blocks	0	3+ Steals	1

STOREY GAME-BY-GAME STATISTICS

Date	Opp	GS	Min	FG	3FG	FT	O-D-R	PF	A	T	S	B	PTS
N10	TROY		3:37	0-0	0-0	0-0	0-1-1	1	1	0	0	0	0
N14	ASU		7:20	0-3	0-3	0-0	0-1-1	0	0	0	1	0	0
N17	at MIZ		6:52	3-4	3-4	0-0	0-1-1	1	1	1	0	0	9
N21	vs MAR		16:24	0-3	0-3	0-0	1-2-3	2	1	0	0	0	0
N22	vs NSU		22:50	2-6	1-5	0-0	0-0-0	2	1	1	3	0	5
N23	vs PFW		21:16	2-4	1-3	2-2	0-0-1	4	2	0	1	0	7
N30	MUR		4:58	0-2	0-2	0-0	0-0-0	0	0	0	1	0	0
D4	at VU		11:07	0-1	0-1	0-0	0-0-0	5	0	0	1	0	0
D12	at SDSU	*	36:03	2-8	2-6	1-2	0-1-1	2	0	0	2	0	7
D14	at SD	*	35:21	1-7	1-6	0-0	0-3-3	2	5	2	2	0	3
D17	at MOST	*	27:49	2-8	0-4	2-2	0-0-0	5	0	2	1	1	6
D29	at LR*		11:20	0-1	0-1	0-0	0-0-0	2	0	1	0	0	0
D31	MOR*	-	-	-	-	-	-	-	-	-	-	-	-
J5	SEMO*	-	-	-	-	-	-	-	-	-	-	-	-
J7	TTU*	-	-	-	-	-	-	-	-	-	-	-	-
J12	at TSU*	-	-	-	-	-	-	-	-	-	-	-	-
J14	at USI*	-	-	-	-	-	-	-	-	-	-	-	-
J19	at SEMO*	-	-	-	-	-	-	-	-	-	-	-	-
J21	EIU*	-	-	-	-	-	-	-	-	-	-	-	-
J26	LIN*	-	-	-	-	-	-	-	-	-	-	-	-
J28	USI*	-	-	-	-	-	-	-	-	-	-	-	-
F2	at SIUE*	-	-	-	-	-	-	-	-	-	-	-	-
F4	at LIN*	-	-	-	-	-	-	-	-	-	-	-	-
F9	at EIU*	-	-	-	-	-	-	-	-	-	-	-	-
F11	LR*	-	-	-	-	-	-	-	-	-	-	-	-
F16	SIUE*	-	-	-	-	-	-	-	-	-	-	-	-
F18	at TTU*	-	-	-	-	-	-	-	-	-	-	-	-
F23	TSU*	-	-	-	-	-	-	-	-	-	-	-	-
F25	at MOR*	-	-	-	-	-	-	-	-	-	-	-	-

STOREY CAREER STATISTICS

Year	GP	GS	Min	Avg	Total	3-Point	F-Throw	Rebounds	PF	Ast	TO	Blk	Stl	Scoring
					FG	FGA	Pct	FT	FTA	Pct	Off	Def	Tot	Pts
2022-23	12	3	203	16.9	12	47	.255	8	38	.211	5	6	.833	37
TOTAL	12	3	203	16.9	12	47	.255	8	38	.211	5	6	.833	37
														3.1

PLAYER SUMMARIES

44



KENLEY McCARN

G/F | 5-11 | Fr. | Melbourne, Ark. | Melbourne HS

SEASON HIGHS

Points	31 vs. Troy (11/10/22)
FG Made	12 vs. Troy (11/10/22)
FG Att.	19, 2x, at Missouri (11/17/22)
3PG Made	2, 2x, vs. Marshall (11/21/22)
3FG Att.	6 at Missouri (11/17/22)
FT Made	8 at Missouri (11/17/22)
FT Att.	9 at Missouri (11/17/22)
Rebounds	7 at Missouri (11/17/22)
Assists	2 vs. Marshall (11/21/22)
Steals	2, 2x, vs. Marshall (11/21/22)
Blocks	2 vs. Troy (11/10/22)
Minutes	38 vs. Troy (11/10/22)

CAREER HIGHS

Points	31 vs. Troy (11/10/22)
FG Made	12 vs. Troy (11/10/22)
FG Att.	19, 2x, at Missouri (11/17/22)
3PG Made	2, 2x, vs. Marshall (11/21/22)
3FG Att.	6 at Missouri (11/17/22)
FT Made	8 at Missouri (11/17/22)
FT Att.	9 at Missouri (11/17/22)
Rebounds	7 at Missouri (11/17/22)
Assists	2 vs. Marshall (11/21/22)
Steals	2, 2x, vs. Marshall (11/21/22)
Blocks	2 vs. Troy (11/10/22)
Minutes	38 vs. Troy (11/10/22)

MISCELLANEOUS CAREER STATISTICS

Games Played	4	Double-Doubles	0
Games Started	3	10+ Points	4
Led Team In Scoring	3	20+ Points	1
Led Team In Rebounding	0	5+ Rebounds	1
Led Team In Assists	0	10+ Rebounds	0
Led Team In Steals	2	5+ Assists	0
Led Team In Blocks	1	3+ Steals	0

McCARN GAME-BY-GAME STATISTICS

Date	Opp	GS	Min	FG	3FG	FT	O-D-R	PF	A	T	S	B	PTS
N10	TROY	*	37:58	12-19	1-4	6-6	2-1-3	2	1	6	0	2	31
N14	ASU	*	37:24	7-17	2-5	3-3	1-3-4	1	1	0	1	1	19
N17	at MIZ	*	38:07	5-19	1-6	4-4	0-7-7	2	0	2	2	0	15
N21	vs MAR		20:12	4-8	2-5	4-6	0-3-3	4	2	6	2	0	14
N22	vs NSU	-	-	-	-	DNP	-	-	-	-	-	-	-
N23	vs PFW	-	-	-	-	DNP	-	-	-	-	-	-	-
N30	MUR	-	-	-	-	DNP	-	-	-	-	-	-	-
D4	at VU	-	-	-	-	DNP	-	-	-	-	-	-	-
D12	at SDSU	-	-	-	-	DNP	-	-	-	-	-	-	-
D14	at SD	-	-	-	-	DNP	-	-	-	-	-	-	-
D17	at MOST	-	-	-	-	DNP	-	-	-	-	-	-	-
D29	at LR*	-	-	-	-	DNP	-	-	-	-	-	-	-
D31	MOR*	-	-	-	-	-	-	-	-	-	-	-	-
J5	SEMO*	-	-	-	-	-	-	-	-	-	-	-	-
J7	TTU*	-	-	-	-	-	-	-	-	-	-	-	-
J12	at TSU*	-	-	-	-	-	-	-	-	-	-	-	-
J14	at USI*	-	-	-	-	-	-	-	-	-	-	-	-
J19	at SEMO*	-	-	-	-	-	-	-	-	-	-	-	-
J21	EIU*	-	-	-	-	-	-	-	-	-	-	-	-
J26	LIN*	-	-	-	-	-	-	-	-	-	-	-	-
J28	USI*	-	-	-	-	-	-	-	-	-	-	-	-
F2	at SIUE*	-	-	-	-	-	-	-	-	-	-	-	-
F4	at LIN*	-	-	-	-	-	-	-	-	-	-	-	-
F9	at EIU*	-	-	-	-	-	-	-	-	-	-	-	-
F11	LR*	-	-	-	-	-	-	-	-	-	-	-	-
F16	SIUE*	-	-	-	-	-	-	-	-	-	-	-	-
F18	at TTU*	-	-	-	-	-	-	-	-	-	-	-	-
F23	TSU*	-	-	-	-	-	-	-	-	-	-	-	-
F25	at MOR*	-	-	-	-	-	-	-	-	-	-	-	-

McCARN CAREER STATISTICS

				Total			3-Point			F-Throw			Rebounds									Scoring				
Year	GP	GS	Min	Avg	FG	FGA	Pct	FG	FGA	Pct	FT	FTA	Pct	Off	Def	Tot	Avg	PF	Ast	TO	Blk	Stl	Pts	Avg		
2022-23	4	3	134	33.5	28	63	.444	6	20	.300	17	19	.895	3	14	17	4.3	9	4	14	3	5	79	19.8		
TOTAL	4	3	134	33.5	28	63	.444	6	20	.300	17	19	.895	3	14	17	4.3	9	4	14	3	5	79	19.8		



CATEGORY LEADERS

POINTS	G	Pts	Pts/G
S. Currie-Jelks	12	158	13.2
Paige Pipkin	12	131	10.9
Seygan Robins	12	98	8.2
Shae Littleford	9	82	9.1
Kenley McCarn	4	79	19.8

FG PERCENTAGE	FG	ATT	Pct
S. Currie-Jelks	67	131	.511
Diamond Cannon	9	19	.474
Kenley McCarn	28	63	.444
Paige Pipkin	48	114	.421
Anaya Brown	22	58	.379

FIELD GOAL ATT	G	Att	Att/G
S. Currie-Jelks	12	131	10.9
Paige Pipkin	12	114	9.5
Seygan Robins	12	81	6.8
Shae Littleford	9	74	8.2
Kenley McCarn	4	63	15.8

FIELD GOALS	G	Made	M/G
S. Currie-Jelks	12	67	5.6
Paige Pipkin	12	48	4.0
Seygan Robins	12	30	2.5
Kenley McCarn	4	28	7.0
Shae Littleford	9	28	3.1

3-POINT %	3FG	ATT	Pct
Anaya Brown	10	19	.526
Seygan Robins	24	52	.462
Paige Pipkin	18	50	.360
Kenley McCarn	6	20	.300
Shae Littleford	8	27	.296

3-POINT FG ATT	G	Att	Att/G
Seygan Robins	12	52	4.3
Paige Pipkin	12	50	4.2
Josie Storey	12	38	3.2
Shae Littleford	9	27	3.0
Kenley McCarn	4	20	5.0

3-POINT FGS	G	Made	M/G
Seygan Robins	12	24	2.0
Paige Pipkin	12	18	1.5
Anaya Brown	12	10	0.8
Shae Littleford	9	8	0.9
Josie Storey	12	8	0.7

FT %	FT	ATT	Pct
Seygan Robins	14	15	.933
Kenley McCarn	17	19	.895
Shae Littleford	18	21	.857
Josie Storey	5	6	.833
Lexi Rubel	9	12	.750
Diamond Cannon	3	4	.750

FREE THROW ATT	G	Att	Att/G
S. Currie-Jelks	12	32	2.7
Anaya Brown	12	30	2.5
Paige Pipkin	12	23	1.9
Shae Littleford	9	21	2.3
Kenley McCarn	4	19	4.8

FREE THROWS	G	Made	M/G
S. Currie-Jelks	12	21	1.8
Anaya Brown	12	21	1.8
Shae Littleford	9	18	2.0
Kenley McCarn	4	17	4.3
Paige Pipkin	12	17	1.4

REBOUNDS	G	Reb	Reb/G
S. Currie-Jelks	12	78	6.5
Anaya Brown	12	60	5.0
Lexi Rubel	9	35	3.9
Paige Pipkin	12	30	2.5
Shae Littleford	9	26	2.9

ASSISTS	G	No.	A/G
Seygan Robins	12	31	2.6
Shae Littleford	9	30	3.3
Paige Pipkin	12	27	2.3
Josie Storey	12	12	1.0
Anaya Brown	12	10	0.8

STEALS	G	No.	S/G
Seygan Robins	12	20	1.7
Shae Littleford	9	13	1.4
Paige Pipkin	12	13	1.1
Josie Storey	12	12	1.0
S. Currie-Jelks	12	10	0.8

OFFENSIVE REB	G	No.	Avg/G
S. Currie-Jelks	12	22	1.8
Anaya Brown	12	14	1.2
Lexi Rubel	9	11	1.2
Paige Pipkin	12	6	0.5
Shae Littleford	9	5	0.6

DEFENSIVE REB	G	No.	Avg/G
S. Currie-Jelks	12	56	4.7
Anaya Brown	12	46	3.8
Paige Pipkin	12	24	2.0
Lexi Rubel	9	24	2.7
Seygan Robins	12	22	1.8

BLOCKED SHOTS	G	No.	Blk/G
S. Currie-Jelks	12	9	0.8
Anaya Brown	12	6	0.5
Lexi Rubel	9	4	0.4
Kenley McCarn	4	3	0.8
Paige Pipkin	12	3	0.3

MINUTES	G	No.	Min/G
Seygan Robins	12	365	30.4
Paige Pipkin	12	361	30.1
S. Currie-Jelks	12	331	27.6
Anaya Brown	12	307	25.6
Shae Littleford	9	288	32.0

TEAM GAME-BY-GAME

Opponent	Date	Score	W/L	Total			3-Pointers			Free Throws			Rebounds				PF	A	TO	Blk	Stl	Pts	Avg
				FG	FGA	Pct	3FG	FGA	Pct	FT	FTA	Pct	Off	Def	Tot	Avg							
TROY	11/10/22	84-89	L	31	55	.564	8	20	.400	14	17	.824	8	30	38	38.0	20	13	29	3	6	84	84.0
ARKANSAS ST.	11/14/22	73-54	W	26	65	.400	6	18	.333	15	20	.750	14	26	40	39.0	10	11	6	3	7	73	78.5
at Missouri	11/17/22	55-60	L	19	51	.373	9	19	.474	8	9	.889	4	25	29	35.7	16	7	17	1	6	55	70.7
vs Marshall	11/21/22	57-70	L	20	54	.370	9	24	.375	8	12	.667	8	18	26	33.2	18	12	15	1	7	57	67.2
vs Norfolk St.	11/22/22	55-70	L	17	50	.340	6	22	.273	15	17	.882	7	11	18	30.2	19	11	20	0	12	55	64.8
vs Purdue Fort Wayne	11/23/22	81-51	W	30	55	.545	7	16	.438	14	16	.875	8	30	38	31.5	13	15	19	3	9	81	67.5
MURRAY ST.	11/30/22	52-71	L	19	56	.339	4	19	.211	10	16	.625	7	15	22	30.1	15	13	14	8	13	52	65.3
at Vanderbilt	12/04/22	66-54	W	26	58	.448	10	26	.385	4	4	1.000	11	16	27	29.8	23	16	16	1	9	66	65.4
at South Dakota St.	12/12/22	36-75	L	14	47	.298	5	23	.217	3	7	.429	4	17	21	28.8	18	7	18	1	9	36	62.1
at South Dakota	12/14/22	67-61	W	23	54	.426	8	22	.364	13	15	.867	4	27	31	29.0	17	17	14	4	6	67	62.6
at Missouri St.	12/17/22	59-68	L	21	57	.368	3	18	.167	14	18	.778	9	22	31	29.2	22	5	18	3	9	59	62.3
at Little Rock	12/29/22	44-45	L	16	44	.364	5	12	.417	7	11	.636	6	28	34	29.6	13	10	15	1	2	44	60.8
UT Martin		729		262	646	.406	80	239	.335	125	162	.772	90	265	355	29.6	204	137	201	29	95	729	60.8
Opponents		768		271	652	.416	85	248	.343	141	200	.705	137	306	443	36.9	189	175	217	34	107	768	64.0



SPECIALTY TEAM STATS

Date	Opponent	Result	POINTS IN THE PAINT			POINTS OFF TURNOVERS			2ND CHANCE POINTS			FAST BREAK POINTS			BENCH POINTS		
			UTM	OPP.	DIFF.	UTM	OPP.	DIFF.	UTM	OPP.	DIFF.	UTM	OPP.	DIFF.	UTM	OPP.	DIFF.
Nov. 10	TROY	L, 89-84	36	32	+4	6	32	-26	14	20	-6	8	17	-9	17	40	-23
Nov. 14	ARKANSAS STATE	W, 73-54	40	12	+28	23	5	+18	12	6	+6	8	4	+4	26	12	+14
Nov. 17	at Missouri	L, 60-55	18	26	-8	11	15	-4	5	3	+2	0	7	-7	23	25	-2
Nov. 21	vs. Marshall	L, 70-57	14	36	-22	7	17	-10	4	9	-5	6	12	-6	25	13	+12
Nov. 22	vs. Norfolk State	L, 70-55	18	42	-24	22	19	+3	4	21	-17	7	0	+7	15	2	+13
Nov. 23	vs. Purdue Fort Wayne	W, 81-51	40	20	+20	22	13	+9	12	7	+5	15	2	+13	22	25	-3
Nov. 30	MURRAY STATE	L, 71-52	24	28	-4	10	8	+2	10	0	+10	3	10	-7	7	19	-12
Dec. 4	at Vanderbilt	W, 66-54	28	14	+14	28	11	+17	9	5	+4	5	2	+3	3	20	-17
Dec. 12	at South Dakota State	L, 75-36	12	26	-14	4	20	-16	5	7	-2	0	6	-6	2	34	-32
Dec. 14	at South Dakota	W, 67-61	26	24	+2	11	10	+1	5	7	-2	5	8	-3	2	21	-19
Dec. 17	at Missouri State	L, 68-59	28	38	-10	13	19	-6	11	19	-8	6	1	+5	4	27	-23
Dec. 29	at Little Rock*	L, 45-44	18	24	-6	6	10	-4	5	7	-2	2	9	-7	2	14	-12



Troy at UT Martin
11/10/22 | 6 pm at Elam Center - Martin, Tenn.

Troy 89 • 2-0

##	Player	GS	MIN	FG	3PT	FT	O-B-T	PF	A	T	B	S	PTS
05	Jada Walton	*	24	7-15	2-7	2-2	1-6-7	0	4	1	1	2	18
10	Tai'Sheka Porchia	*	29	6-15	0-1	2-2	9-2-11	1	0	1	0	1	14
03	Makayia Hallmon	*	22	4-13	1-5	0-0	1-0-1	3	3	3	1	1	9
22	Sharonica Hartsfield*	*	32	2-8	0-3	2-4	3-1-4	3	10	3	0	8	6
02	Felmas Koranga	*	18	1-4	0-0	0-0	3-5-8	1	0	1	0	0	2
00	Gabbi Cartagena		10	5-6	4-5	0-0	0-1-1	0	1	1	0	1	14
11	Ja'Mia Hollings		15	3-4	0-1	3-5	2-0-2	4	1	1	0	1	9
04	Jashanti Simmons		14	1-5	1-3	3-6	2-0-2	1	1	0	0	2	6
01	Mary Delgado		12	2-7	2-5	0-0	0-1-1	2	0	2	0	1	6
23	Shaniah Nunn		7	0-5	0-3	3-4	0-0-0	1	0	0	0	1	3
20	Janeen Camp		6	1-2	0-0	0-0	2-1-3	3	1	0	0	0	2
21	Ke'Ajia Williams		11	0-0	0-0	0-0	2-2-4	2	0	0	0	1	0
TM TEAM			0	0-0	0-0	0-0	0-0-0	0	0	0	0	0	0
Totals		-	200	32-84	10-33	15-23	25-19-44	21	21	13	2	19	89

UT Martin 84 • 0-1

##	Player	GS	MIN	FG	3PT	FT	O-B-T	PF	A	T	B	S	PTS
44	Kenley McCarn	*	38	12-19	1-4	6-6	2-1-3	2	1	6	2	0	31
23	S. Currie-Jelks	*	33	7-9	0-0	0-0	4-11-15	3	0	2	1	0	14
05	Seygan Robins	*	31	5-12	4-8	0-0	0-1-1	0	0	8	0	1	14
11	Shae Littleford	*	25	1-3	0-0	6-6	1-4-5	4	5	2	0	4	8
12	Lexi Rubel	*	12	0-0	0-0	0-0	0-1-1	1	0	2	0	0	0
25	Paige Pipkin	*	24	5-9	2-6	2-5	1-4-5	2	4	4	0	0	14
04	Anaya Brown		27	1-2	1-2	0-0	0-3-3	3	2	4	0	1	3
03	Diamond Cannon		6	0-1	0-0	0-0	0-1-1	4	0	1	0	0	0
33	Josie Storey		4	0-0	0-0	0-0	0-1-1	1	1	0	0	0	0
TM TEAM			0	0-0	0-0	0-0	0-3-3	0	0	0	0	0	0
Totals		-	200	35-85	8-20	14-17	8-30-38	20	13	29	3	6	84

Score by Periods

	1st	2nd	3rd	4th	Total
Troy	18	18	22	31	89
UT Martin	17	20	21	26	84



Arkansas State at UT Martin
11/14/22 | 6 pm at Elam Center - Martin, Tenn.

Arkansas State 54 • 0-2

##	Player	GS	MIN	FG	3PT	FT	O-B-T	PF	A	T	B	S	PTS
11	Mallyn Wilkerson	*	35	5-10	4-8	0-0	0-2-2	2	0	5	0	0	14
23	Izzy Higginbottom	*	38	3-12	2-7	2-2	0-5-5	2	5	2	1	0	10
15	Annaleise Griffin	*	38	2-11	0-1	4-6	3-10-13	3	4	1	1	0	8
24	Laurny Pendleton	*	28	3-8	0-2	0-0	0-1-1	5	2	3	0	0	6
42	Melodie Kapinga	*	18	1-1	0-0	2-4	2-2-4	4	0	0	1	0	4
00	Jade Upshaw		23	4-8	2-5	0-0	1-1-2	2	1	4	0	0	10
03	Tierney Echols		4	1-1	0-0	0-0	0-1-1	1	0	1	0	0	2
30	Kiayra Ellis		16	0-1	0-0	0-0	0-5-5	3	0	2	3	0	0
TM TEAM			0	0-0	0-0	0-0	2-1-3	0	0	1	0	0	0
Totals		-	200	19-52	8-23	8-12	8-28-36	22	12	19	6	0	54

UT Martin 73 • 1-1

##	Player	GS	MIN	FG	3PT	FT	O-B-T	PF	A	T	B	S	PTS
11	Shae Littleford	*	39	6-14	2-5	5-6	3-2-5	3	6	0	0	1	19
44	Kenley McCarn	*	38	7-17	2-5	3-3	1-3-4	1	1	0	1	1	19
12	Lexi Rubel	*	31	3-4	0-0	1-2	2-3-5	0	2	2	1	1	7
23	S. Currie-Jelks	*	25	0-2	0-0	2-4	3-5-8	3	0	0	1	0	2
05	Seygan Robins	*	17	0-6	0-1	0-0	0-2-2	0	1	1	0	0	0
25	Paige Pipkin		28	10-16	2-4	1-1	0-5-5	0	1	0	0	3	23
04	Anaya Brown		15	0-3	0-0	3-4	2-4-6	3	0	1	0	0	3
33	Josie Storey		7	0-3	0-3	0-0	0-1-1	0	0	0	0	1	0
TM TEAM			0	0-0	0-0	0-0	3-1-4	0	0	2	0	0	0
Totals		-	200	26-65	6-18	15-20	14-26-40	10	11	6	3	7	73

Score by Periods

	1st	2nd	3rd	4th	Total
Arkansas St.	13	20	15	6	54
UT Martin	11	16	20	26	73



UT Martin at Missouri
11/17/22 | 7 pm at Mizzou Arena - Columbia, Mo.

UT Martin 55 • 1-2

##	Player	GS	MIN	FG	3PT	FT	O-B-T	PF	A	T	B	S	PTS
44	Kenley McCarn	*	38	5-19	1-6	4-4	0-7-7	2	0	2	0	2	15
23	S. Currie-Jelks	*	23	4-7	0-0	0-1	1-3-4	5	0	1	0	0	8
12	Lexi Rubel	*	28	2-4	0-0	0-0	1-2-3	1	1	4	1	0	4
05	Seygan Robins	*	28	1-3	1-2	0-0	0-0-0	2	1	1	0	0	3
11	Shae Littleford	*	22	0-3	0-0	2-2	0-2-2	4	3	5	0	2	2
04	Anaya Brown		27	3-5	3-4	0-0	0-8-8	0	0	0	0	0	9
33	Josie Storey		6	3-4	3-4	0-0	0-1-1	1	1	1	0	0	9
25	Paige Pipkin		28	1-6	1-3	2-2	0-1-1	1	1	2	0	2	5
00	Sydnee Boykin	+	0	0-0	0-0	0-0	0-0-0	0	0	0	0	0	0
03	Diamond Cannon	+	0	0-0	0-0	0-0	0-0-0	0	0	0	0	0	0
TM TEAM			0	0-0	0-0	0-0	2-1-3	0	0	1	0	0	0
Totals		-	200	19-51	9-19	8-9	4-25-29	16	7	17	1	6	55

Missouri 60 • 5-0

##	Player	GS	MIN	FG	3PT	FT	O-B-T	PF	A	T	B	S	PTS
43	Hayley Frank	*	36	4-11	2-7	5-6	1-5-6	1	3	4	0	2	15
01	Lauren Hansen	*	37	3-13	1-8	4-4	0-3-3	2	1	2	0	1	11
13	Haley Troup	*	31	3-7	1-3	2-2	1-2-3	2	2	4	0	1	9
10	Katlyn Gilbert	*	22	0-2	0-1	0-0	0-1-1	4	3	2	1	1	0
32	Jayla Kelly	*	6	0-1	0-0	0-0	0-1-1	1	0	3	1	0	0
02	Sara-Rose Smith		32	5-9	2-4	0-0	3-9-12	1	1	2	0	2	12
24	Ashton Judd		23	5-7	0-2	1-2	1-5-6	4	1	0	0	1	11
20	Sarah Linthacum		13	1-2	0-0	0-0	1-1-2	1	1	0	0	0	2
TM TEAM			0	0-0	0-0	0-0	0-2-2	0	0	0	0	0	0
Totals		-	200	21-52	6-25	12-14	7-29-36	15	12	17	2	8	60

Score by Periods

	1st	2nd	3rd	4th	Total
UT Martin	15	11	9	20	55
Missouri	13	12	14	21	60



Marshall vs UT Martin
11/21/22 | 7 pm at Enmarket Arena - Savannah, Ga.

Marshall 70 • 2-1

##	Player	GS	MIN	FG	3PT	FT	O-B-T	PF	A	T	B	S	PTS
02	Roshala Scott	*	32	7-10	5-7	0-1	2-6-8	1	4	5	1	0	19
04	Abby Beeman	*	36	4-9	1-2	7-7	1-6-7	1	5	2	0	3	16
25	Mahogany Matthews*	*	30	1-10	0-0	2-3	1-1-2	3	0	1	2	2	16
00	Kia Silvius	*	30	7-13	0-0	4-6	1-5-6	1	2	1	0	3	6
01	Kendall Miller	*	15	0-1	0-0	0-0	0-2-2	0	1	3	0	0	0
15	Sydni Scott		22	4-12	0-5	0-0	2-1-3	3	2	0	1	2	8
22	Ashley Tudor		14	1-2	1-1	0-0	0-4-4	3	1	2	0	0	3
21	Terah Harness		12	1-3	0-2	0-0	1-2-3	0	0	1	0	0	2
23	Meredith Maier		4	0-1	0-1	0-0	2-1-3	0	0	1	1	0	0
20	Peyton Ilderton		3	0-1	0-1	0-0	0-0-0	0	0	1	0	0	0
05	Samantha Lafon		2	0-0	0-0	0-0	0-0-0	2	0	0	0	0	0
TM TEAM			0	0-0	0-0	0-0	0-0-0	0	0	1	0	0	0
Totals		-	200	25-52	7-19	13-17	10-28-38	14	15	18	5	10	70

UT Martin 57 • 1-3

##	Player	GS	MIN	FG	3PT	FT	O-B-T	PF	A	T	B	S	PTS
23	S. Currie-Jelks	*	29	5-12	1-2	1-2	2-3-5	2	0	3	0	1	12
25	Paige Pipkin	*	23	3-6	2-3	0-0	0-1-1	1	4	0	0	1	8
12	Lexi Rubel	*	21	2-4	1-1	2-2	2-4-6	1	1	2	0	0	7
00	Sydnee Boykin	*	15	2-6	1-4	0-0	0-0-0	1	0	1	0	0	5
11	Shae Littleford	*	26	0-5	0-2	0-0	0-1-1	2	3	2	0	0	0
44	Kenley McCarn		20	4-8	2-5	4-6	0-3-3	4	2	6	0	2	14
04	Anaya Brown		19	3-6	1-2	1-2	1-1-2	4	0	0	1	0	8
05	Seygan Robins		20	1-3	1-2	0-0	0-0-0	1	1	0	0	3	3
33	Josie Storey		16	0-3	0-3	0-0	1-2-3	2	1	0	0	0	0
03	Diamond Cannon		11	0-1	0-0	0-0	0-1-1	0	0	1	0	0	0
TM TEAM			0	0-0	0-0	0-0	2-2-4	0	0	0	0	0	0
Totals		-	200	20-54	9-24	8-12	8-18-26	18	12	15	1	7	57

Score by Periods

	1st	2nd</
--	-----	-------



Murray State at UT Martin
11/30/22 | 6 pm at Elam Center - Martin, Tenn.

Murray State 71 • 4-1

##	Player	GS	MIN	FG	3PT	FT	O-B-T	PF	A	T	B	S	PTS
31	Katelyn Young	*	32	10-15	3-3	8-8	2-10-12	2	4	4	0	1	31
14	Macey Turley	*	34	4-5	3-3	0-0	3-3-6	3	3	5	0	0	11
21	Bria Sanders-Woods*	31	2-6	1-2	1-2	0-6-6	2	4	3	1	3	6	
32	Alexis Burpo	*	18	1-3	0-0	0-0	0-2-2	0	1	0	0	0	2
13	Jaidah Black	*	15	0-2	0-0	2-2	0-4-4	0	1	1	0	1	2
22	Hannah McKay	23	3-5	0-0	2-2	0-2-2	4	4	3	0	0	8	
02	Jordyn Hughes	20	2-7	2-6	0-0	0-1-1	0	1	2	0	0	6	
03	Briley Pena	5	1-2	1-2	0-0	0-0-0	1	0	0	0	0	3	
11	Cayson Conner	14	1-2	0-0	0-0	0-0-0	2	2	2	0	1	2	
15	Fruzsina Horvath	7	0-1	0-0	0-0	1-3-4	0	0	2	0	0	0	
12	Jenna Walker	1	0-0	0-0	0-0	0-0-0	0	0	0	0	0	0	
TM	TEAM	0	0-0	0-0	0-0	0-0	3-2-5	0	0	1	0	0	
Totals	-	200	24-48	10-16	13-14	9-33-42	14	20	23	1	6	71	

UT Martin 52 • 2-5

##	Player	GS	MIN	FG	3PT	FT	O-B-T	PF	A	T	B	S	PTS
23	S. Currie-Jelks	*	29	6-12	0-1	1-3	2-7-9	4	1	4	2	13	
11	Shae Littleford	*	36	4-14	2-5	1-3	0-2-2	2	1	2	1	3	11
25	Paige Pipkin	*	33	3-7	1-2	3-3	1-1-2	2	4	1	1	3	10
05	Seygan Robins	*	36	2-7	1-5	2-2	0-1-1	1	3	2	0	3	7
12	Lexi Rubel	*	25	1-8	0-3	2-3	1-3-4	3	3	3	1	1	4
03	Diamond Cannon		10	2-3	0-0	1-2	2-1-3	0	0	2	0	0	5
04	Anaya Brown		25	1-3	0-1	0-0	1-0-1	3	1	0	1	0	2
33	Josie Storey		5	0-2	0-2	0-0	0-0-0	0	0	0	0	1	0
00	Sydney Boykin		1	0-0	0-0	0-0	0-0-0	0	0	0	0	0	0
TM	TEAM		0	0-0	0-0	0-0	0-0-0	0	0	0	0	0	0
Totals		-	200	19-56	4-19	10-16	7-15-22	15	13	14	8	13	52

Score by Periods

	1st	2nd	3rd	4th	Total
Murray St.	18	23	13	17	71
UT Martin	13	15	13	11	52



UT Martin at Vanderbilt
12/4/22 | 11 am at Memorial Gymnasium - Nashville, Tenn.

UT Martin 66 • 3-5

##	Player	GS	MIN	FG	3PT	FT	O-B-T	PF	A	TO	B	S	PTS
25	Pipkin, Paige	*	35	8-15	3-7	0-0	0-3-3	4	3	1	1	1	19
23	Currie-Jelks, S.	*	29	7-12	0-0	2-2	3-4-7	3	0	1	0	2	16
11	Littleford, Shae	*	36	5-11	2-7	2-2	0-3-3	4	8	3	0	0	14
05	Robins, Seygan	*	30	5-13	4-9	0-0	0-1-1	5	5	4	0	1	14
12	Rubel, Lexi	*	36	0-4	0-1	0-0	3-2-5	1	0	1	0	3	0
04	Brown, Anaya		19	1-2	1-1	0-0	1-0-1	1	0	2	0	1	3
33	Storey, Josie		11	0-1	0-1	0-0	0-0-0	5	0	0	0	1	0
03	Cannon, Diamond		4	0-0	0-0	0-0	0-0-0	0	0	1	0	0	0
00	Boykin, Sydney		0+	0-0	0-0	0-0	0-0-0	0	0	0	0	0	0
TM	TEAM		0	0-0	0-0	0-0	4-3-7	0	0	3	0	0	0
Totals		-	200	26-58	10-26	4-4	11-16-27	23	16	16	1	9	66

Vanderbilt 54 • 6-5

##	Player	GS	MIN	FG	3PT	FT	O-B-T	PF	A	T	B	S	PTS
14	Marnelle Garraud	*	39	7-15	3-6	2-3	0-2-2	2	5	3	0	3	19
02	Jada Brown	*	31	2-3	2-3	0-0	0-0-0	2	1	4	0	1	6
35	Sacha Washington	*	19	2-8	0-0	2-3	4-3-7	4	3	7	1	1	6
21	Bella LaChance	*	31	1-5	1-1	0-0	0-1-1	1	2	2	0	0	3
05	Yaubryon Chambers*	26	0-0	0-0	0-0	1-3-4	2	0	3	1	1	0	
32	Amauri Williams	14	2-3	0-0	4-7	1-2-3	1	0	2	0	0	8	
24	Ryanne Allen	21	2-4	1-2	2-2	1-2-3	1	1	1	1	1	7	
12	Demi Washington	19	2-4	0-0	1-3	0-2-2	0	0	1	0	0	5	
TM	TEAM	0	0-0	0-0	0-0	5-5-10	0	0	1	0	0	0	
Totals		-	200	18-42	7-12	11-18	12-20-32	13	12	24	3	7	54

Score by Periods

	1st	2nd	3rd	4th	Total
UT Martin	11	17	21	17	66
Vanderbilt	9	11	11	23	54



UT Martin at South Dakota State
12/12/22 | 6 pm at Frost Arena - Brookings, SD

UT Martin 36 • 3-6

##	Player	GS	MIN	FG	3PT	FT	O-B-T	PF	A	TO	B	S	PTS
23	Currie-Jelks, S.	*	30	7-13	0-1	0-2	1-3-4	4	2	0	1	1	14
33	Thompson, Josie	*	36	2-8	2-6	1-2	0-1-1	2	0	0	0	2	7
25	Pipkin, Paige	*	35	2-8	1-6	2-3	0-2-2	4	1	2	0	0	7
05	Robins, Seygan	*	33	2-7	2-5	0-0	1-1-2	1	3	7	0	2	6
04	Brown, Anaya	*	25	0-4	0-0	0-0	0-5-5	5	1	4	0	2	0
02	Thompson, Ella		21	1-4	0-2	0-0	0-0-0	1	0	2	0	1	2
03	Cannon, Diamond		13	0-1	0-1	0-0	0-3-3	0	0	0	0	0	0
00	Boykin, Sydney		7	0-2	0-2	0-0	0-1-1	1	0	1	0	1	0
TM TEAM			0	0-0	0-0	0-0	2-1-3	0	0	2	0	0	0
Totals		-	200	14-47	5-23	3-7	4-17-21	18	7	18	1	9	36

South Dakota State 75 / 44

South Dakota State 75 • 7-4

44	Myah Selland	*	24	4-6	1-2	2-2	3-2-5	0	2	2	2	1	11
33	Paiton Burckhard	*	24	4-5	2-2	0-0	0-6-6	2	4	1	0	2	10
20	Tori Nelson	*	23	4-6	1-2	0-0	1-3-4	0	3	3	0	3	9
13	Haley Timmer	*	21	3-4	1-2	1-1	0-3-3	1	4	1	0	1	8
10	Dru Gylten	*	21	1-2	1-2	0-0	0-3-3	0	5	1	0	0	3
22	Madysen Vlastuin	20	5-8	3-5	1-1	0-1-1	0	1	1	0	0	0	14
03	Madison Mathiowetz	19	1-5	1-3	4-4	1-0-1	0	2	0	0	0	0	7
24	Mesa Byom	5	2-3	0-1	2-2	0-2-2	0	0	0	0	0	0	6
31	Brooklyn Meyer	13	1-5	0-0	2-3	1-6-7	2	0	2	1	2	4	
12	Kallie Theisen	15	1-1	0-0	1-3	0-3-3	1	0	4	0	1	3	
05	Ellie Colbeck	10	0-0	0-0	0-0	0-1-1	2	1	1	0	0	0	
42	Regan Nesheim	5	0-1	0-1	0-0	0-0-0	0	0	0	0	0	0	
TM	TEAM	0	0-0	0-0	0-0	0-2-2	0	0	1	0	0	0	
Totals			-	200	26-46	10-20	13-16	6-32-38	8	22	17	3	10 75

Score by Periods

	1st	2nd	3rd	4th	Total
UT Martin	6	9	12	9	36
South Dakota St.	15	16	24	20	75



UT Martin at South Dakota
12/14/22 | 3:30 pm at Sanford Coyote Sports Center - Vermillion, SD

UT Martin 36 • 4-6

##	Player	GS	MIN	FG	3PT	FT	O-B-T	PF	A	T	B	S	PTS
23	Currie-Jelks, S.	*	25	10-19	0-1	3-3	2-2-4	5	0	2	1	0	23
05	Robins, Seygan	*	38	5-9	5-8	1-2	0-2-2	3	3	3	0	4	13
25	Pipkin, Paige	*	34	4-10	1-4	4-4	0-1-1	2	3	3	0	0	13
04	Brown, Anaya	*	38	2-4	1-1	5-6	1-10-11	3	1	2	2	0	10
33	Storey, Josie	*	35	1-7	1-6	0-0	0-3-3	2	5	2	0	2	3
02	Thompson, Ella		14	1-2	0-0	0-0	0-3-3	0	4	0	0	0	2
03	Cannon, Diamond		15	0-3	0-2	0-0	0-2-2	2	1	1	1	0	0
00	Boykin, Sydney		1	0-0	0-0	0-0	0-0-0	0	0	0	0	0	0
TM TEAM			0	0-0	0-0	0-0	1-4-5	0	0	1	0	0	0
Totals		-	200	23-54	8-22	13-15	4-27-31	17	17	14	4	6	67

South Dakota 61 • 4-7

##	Player	GS	MIN	FG	3PT	FT	O-B-T	PF	A	TO	B	S	PTS
21	Grace Larkins	*	26	4-13	1-6	3-4	1-5-6	5	5	5	0	3	12
30	Jeniah Ugofsky	*	26	2-6	0-0	7-8	1-3-4	2	2	0	0	0	11
10	Morgan Hansen	*	12	3-8	2-4	0-0	0-1-1	1	0	2	0	0	8
03	Macy Guebert	*	35	2-4	2-4	1-2	0-1-1	5	1	1	0	1	7
41	Alexi Hempe	*	18	1-3	0-1	0-0	1-2-3	1	1	0	0	0	2
26	Cassidy Carson	29	5-8	2-5	0-0	1-1-2	1	3	3	1	0	12	
02	Nicole Avila-Ambrosi	25	2-9	1-6	1-1	1-2-3	1	1	1	0	0	6	
24	Walker Demers	10	1-1	0-0	0-0	0-1-1	3	0	2	0	1	2	
00	Carley Duffney	19	0-1	0-1	1-2	1-3-4	0	0	0	0	1	1	
TM	TEAM	0	0-0	0-0	0-0	1-5-6	0	0	0	0	0	0	
Totals		-	200	20-53	8-27	13-17	7-24-31	19	13	14	1	6	61

Score by Periods

	1st	2nd	3rd	4th	Total
UT Martin	14	13	22	18	67
South Dakota	14	16	10	21	61



UT Martin at Missouri State
12/17/22 | 1 pm at Great Southern Bank Arena - Springfield, Mo.

UT Martin 59 • 4-7

##	Player	GS	MIN	FG	3PT	FT	O-B-T	PF	A	T	B
----	--------	----	-----	----	-----	----	-------	----	---	---	---

SEASON/CAREER STATISTICS

SUMMARY	Overall Statistics										Career Statistics									
	GP-GS	Min/G	FG%	3PT%	FT%	R/G	A/G	STL	BLK	PTS/G	GP-GS	Min/G	FG%	3PT%	FT%	R/G	A/G	STL	BLK	PTS/G
Kenley McCarn	4-3	33.5	.444	.300	.895	4.3	1.0	5	3	19.8	4-3	33.5	.444	.300	.895	4.3	1.0	5	3	19.8
S. Currie-Jelks	12-12	27.6	.511	.250	.656	6.5	0.8	10	9	13.2	12-12	27.6	.511	.250	.656	6.5	0.8	10	9	13.2
Paige Pipkin	12-9	30.1	.421	.360	.739	2.5	2.3	13	3	10.9	69-65	29.2	.399	.347	.789	3.2	2.4	90	18	9.7
Shae Littleford	9-9	32.0	.378	.296	.857	2.9	3.3	13	1	9.1	33-32	33.8	.370	.302	.762	2.5	2.4	55	4	10.5
Seygan Robins	12-11	30.4	.370	.462	.933	1.9	2.6	20	1	8.2	58-48	30.7	.403	.449	.882	2.2	3.0	87	5	8.5
Anaya Brown	12-4	25.6	.379	.526	.700	5.0	0.8	8	6	6.3	12-4	25.6	.379	.526	.700	5.0	0.8	8	6	6.3
Lexi Rubel	9-8	23.9	.350	.250	.750	3.9	1.0	8	4	4.3	9-8	23.9	.350	.250	.750	3.9	1.0	8	4	4.3
Josie Storey	12-3	16.9	.255	.211	.833	0.9	1.0	12	1	3.1	12-3	16.9	.255	.211	.833	0.9	1.0	12	1	3.1
Diamond Cannon	10-0	9.9	.474	.000	.750	1.6	0.1	4	1	2.1	10-0	9.9	.474	.000	.750	1.6	0.1	4	1	2.1
Ella Thompson	3-0	17.7	.250	.000	.000	2.0	1.3	1	0	1.3	24-19	25.6	.431	.419	.647	4.0	0.5	23	5	5.7
Sydneey Boykin	9-1	4.9	.182	.143	.000	0.2	0.0	1	0	0.6	9-1	4.9	.182	.143	.000	0.2	0.0	1	0	0.6

SCORING	Overall Statistics											Career Statistics										
	FG	FGA	FG%	3FG	FG	3PT%	FT	FTA	FT%	PTS	PTS/G	FG	FGA	FG%	3FG	FGA	3PT%	FT	FTA	FT%	PTS	PTS/G
Kenley McCarn	28	63	.444	6	20	.300	17	19	.895	79	19.8	28	63	.444	6	20	.300	17	19	.895	79	19.8
S. Currie-Jelks	67	131	.511	3	12	.250	21	32	.656	158	13.2	67	131	.511	3	12	.250	21	32	.656	158	13.2
Paige Pipkin	48	114	.421	18	50	.360	17	23	.739	131	10.9	230	577	.399	85	245	.347	127	161	.789	672	9.7
Shae Littleford	28	74	.378	8	27	.296	18	21	.857	82	9.1	111	300	.370	26	86	.302	99	130	.762	347	10.5
Seygan Robins	30	81	.370	24	52	.462	14	15	.933	98	8.2	160	397	.403	114	254	.449	60	68	.882	494	8.5
Anaya Brown	22	58	.379	10	19	.526	21	30	.700	75	6.3	22	58	.379	10	19	.526	21	30	.700	75	6.3
Lexi Rubel	14	40	.350	2	8	.250	9	12	.750	39	4.3	14	40	.350	2	8	.250	9	12	.750	39	4.3
Josie Storey	12	47	.255	8	38	.211	5	6	.833	37	3.1	12	47	.255	8	38	.211	5	6	.833	37	3.1
Diamond Cannon	9	19	.474	0	3	.000	3	4	.750	21	2.1	9	19	.474	0	3	.000	3	4	.750	21	2.1
Ella Thompson	2	8	.250	0	3	.000	0	0	.000	4	1.3	50	116	.431	26	62	.419	11	17	.647	137	5.7
Sydneey Boykin	2	11	.182	1	7	.143	0	0	.000	5	0.6	2	11	.182	1	7	.143	0	0	.000	5	0.6

TOTALS	Overall Statistics									Career Statistics								
	ORB	DRB	TOTAL	PF	FO	A	TO	A/TO	Hi Pts	ORB	DRB	TOTAL	PF	FO	A	TO	A/TO	Hi Pts
Kenley McCarn	3	14	17	9	0	4	14	0.3	79	3	14	17	9	0	4	14	0.3	79
S. Currie-Jelks	22	56	78	43	2	9	22	0.4	158	22	56	78	43	2	9	22	0.4	158
Paige Pipkin	6	24	30	24	0	27	26	1.0	131	38	186	224	134	2	169	161	1.0	672
Shae Littleford	5	21	26	24	0	30	29	1.0	82	13	71	84	75	1	79	95	0.8	347
Seygan Robins	1	22	23	18	1	31	39	0.8	98	17	112	129	102	1	174	144	1.2	494
Anaya Brown	14	46	60	32	2	10	17	0.6	75	14	46	60	32	2	10	17	0.6	75
Lexi Rubel	11	24	35	13	1	9	24	0.4	39	11	24	35	13	1	9	24	0.4	39
Josie Storey	1	10	11	26	2	12	6	2.0	37	1	10	11	26	2	12	6	2.0	37
Diamond Cannon	3	13	16	9	0	1	9	0.1	21	3	13	16	9	0	1	9	0.1	21
Ella Thompson	0	6	6	4	0	4	2	2.0	4	12	84	96	46	1	13	24	0.5	137
Sydneey Boykin	1	1	2	2	0	0	2	0.0	5	1	1	2	2	0	0	2	0.0	5

SEASON/OVC STATISTICS

	Overall Statistics											OVC Statistics										
SUMMARY	GP	GS	Min/G	FG%	3PT%	FT%	R/G	A/G	STL	BLK	PTS/G	GP	GS	Min/G	FG%	3PT%	FT%	R/G	A/G	STL	BLK	PTS/G
Kenley McCarn	4	3	33.5	.444	.300	.895	4.3	1.0	5	3	19.8											
S. Currie-Jelks	12	12	27.6	.511	.250	.656	6.5	0.8	10	9	13.2	1	1	30.0	.333	.000	.667	7.0	3.0	0	0	6.0
Paige Pipkin	12	9	30.1	.421	.360	.739	2.5	2.3	13	3	10.9	1	1	31.0	.308	.500	.500	4.0	0.0	0	0	11.0
Shae Littleford	9	9	32.0	.378	.296	.857	2.9	3.3	13	1	9.1	1	1	39.0	.500	.500	.000	4.0	0.0	0	0	11.0
Seygan Robins	12	11	30.4	.370	.462	.933	1.9	2.6	20	1	8.2	1	1	38.0	.000	.000	1.000	7.0	4.0	0	0	2.0
Anaya Brown	12	4	25.6	.379	.526	.700	5.0	0.8	8	6	6.3	1	1	36.0	.444	.667	.500	5.0	0.0	1	1	12.0
Lexi Rubel	9	8	23.9	.350	.250	.750	3.9	1.0	8	4	4.3	1	0	14.0	.333	.000	.000	2.0	2.0	1	0	2.0
Josie Storey	12	3	16.9	.255	.211	.833	0.9	1.0	12	1	3.1	1	0	12.0	.000	.000	.000	0.0	1.0	0	0	0.0
Diamond Cannon	10	0	9.9	.474	.000	.750	1.6	0.1	4	1	2.1											
Ella Thompson	3	0	17.7	.250	.000	.000	2.0	1.3	1	0	1.3											
Sydneey Boykin	9	1	4.9	.182	.143	.000	0.2	0.0	1	0	0.6											
Total.....	12			.406	.335	.772	29.6	11.4	95	29	60.8	1			.364	.417	.636	34.0	10.0	2	1	44.0
Opponents.....	12			.416	.343	.705	36.9	14.6	107	34	64.0	1			.354	.273	.500	30.0	12.0	8	3	45.0

Overall Statistics												OVC Statistics											
SCORING	FG	FGA	FG%	3FG	FGA	3PT%	FT	FTA	FT%	PTS	PTS/G	FG	FGA	FG%	3FG	FGA	3PT%	FT	FTA	FT%	PTS	PTS/G	
Kenley McCarn	28	63	.444	6	20	.300	17	19	.895	79	19.8												
S. Currie-Jelks	67	131	.511	3	12	.250	21	32	.656	158	13.2	2	6	.333	0	1	.000	2	3	.667	6	6.0	
Paige Pipkin	48	114	.421	18	50	.360	17	23	.739	131	10.9	4	13	.308	2	4	.500	1	2	.500	11	11.0	
Shae Littleford	28	74	.378	8	27	.296	18	21	.857	82	9.1	5	10	.500	1	2	.500	0	0	.000	11	11.0	
Seygan Robins	30	81	.370	24	52	.462	14	15	.933	98	8.2	0	2	.000	0	0	.000	2	2	1.000	2	2.0	
Anaya Brown	22	58	.379	10	19	.526	21	30	.700	75	6.3	4	9	.444	2	3	.667	2	4	.500	12	12.0	
Lexi Rubel	14	40	.350	2	8	.250	9	12	.750	39	4.3	1	3	.333	0	1	.000	0	0	.000	2	2.0	
Josie Storey	12	47	.255	8	38	.211	5	6	.833	37	3.1	0	1	.000	0	1	.000	0	0	.000	0	0.0	
Diamond Cannon	9	19	.474	0	3	.000	3	4	.750	21	2.1												
Ella Thompson	2	8	.250	0	3	.000	0	0	.000	4	1.3												
Sydneey Boykin	2	11	.182	1	7	.143	0	0	.000	5	0.6												
Total.....	262	646	.406	80	239	.335	125	162	.772	729	60.8	16	44	.364	5	12	.417	7	11	.636	44	44.0	
Opponents.....	271	652	.416	85	248	.343	141	200	.705	768	64.0	17	48	.354	3	11	.273	8	16	.500	45	45.0	

Overall Statistics										OVC Statistics									
TOTALS	ORB	DRB	TOTAL	PF	FO	A	TO	A/TO	Hi Pts	ORB	DRB	TOTAL	PF	FO	A	TO	A/TO	Hi Pts	
Kenley McCarn	3	14	17	9	0	4	14	0.3	31										
S. Currie-Jelks	22	56	78	43	2	9	22	0.4	23	0	7	7	4	0	3	1	3.0	6	
Paige Pipkin	6	24	30	24	0	27	26	1.0	23	3	1	4	2	0	0	1	0.0	11	
Shae Littleford	5	21	26	24	0	30	29	1.0	19	1	3	4	2	0	0	4	0.0	11	
Seygan Robins	1	22	23	18	1	31	39	0.8	16	0	7	7	0	0	4	5	0.8	2	
Anaya Brown	14	46	60	32	2	10	17	0.6	12	1	4	5	2	0	0	2	0.0	12	
Lexi Rubel	11	24	35	13	1	9	24	0.4	12	0	2	2	1	0	2	0	0.0	2	
Josie Storey	1	10	11	26	2	12	6	2.0	9	0	0	0	2	0	1	0	0.0	0	
Diamond Cannon	3	13	16	9	0	1	9	0.1	8										
Ella Thompson	0	6	6	4	0	4	2	2.0	2										
Sydneey Boykin	1	1	2	2	0	0	2	0.0	5										
Total.....	90	265	355	204	8	137	201	0.7	84	6	28	34	13	0	10	15	0.7	44	
Opponents.....	137	306	443	189	-	175	217	0.8	89	7	23	30	13	0	12	9	1.3	45	

SEASON STATISTICS

RECORD:	OVERALL	HOME	AWAY	NEUTRAL
ALL GAMES	4-8	1-2	2-4	1-2
CONFERENCE	0-1	0-0	0-1	0-0
NON-CONFERENCE	4-7	1-2	2-3	1-2

##	Player	GP	GS	Min	Avg	TOTAL			3-PTS			FREE THROWS			REBOUNDS				PF	FO	A	TO	Blk	Stl	Pts	Avg
						FG	FGA	Pct	3FG	FGA	Pct	FT	FTA	Pct	Off	Def	Tot	Avg								
44	Kenley McCarn	4	3	134	33.5	28	63	.444	6	20	.300	17	19	.895	3	14	17	4.3	9	0	4	14	3	5	79	19.8
23	S. Currie-Jelks	12	12	331	27.6	67	131	.511	3	12	.250	21	32	.656	22	56	78	6.5	43	2	9	22	9	10	158	13.2
25	Paige Pipkin	12	9	361	30.1	48	114	.421	18	50	.360	17	23	.739	6	24	30	2.5	24	0	27	26	3	13	131	10.9
11	Shae Littleford	9	9	288	32.0	28	74	.378	8	27	.296	18	21	.857	5	21	26	2.9	24	0	30	29	1	13	82	9.1
05	Seygan Robins	12	11	365	30.4	30	81	.370	24	52	.462	14	15	.933	1	22	23	1.9	18	1	31	39	1	20	98	8.2
04	Anaya Brown	12	4	307	25.6	22	58	.379	10	19	.526	21	30	.700	14	46	60	5.0	32	2	10	17	6	8	75	6.3
12	Lexi Rubel	9	8	215	23.9	14	40	.350	2	8	.250	9	12	.750	11	24	35	3.9	13	1	9	24	4	8	39	4.3
33	Josie Storey	12	3	203	16.9	12	47	.255	8	38	.211	5	6	.833	1	10	11	0.9	26	2	12	6	1	12	37	3.1
03	Diamond Cannon	10	0	99	9.9	9	19	.474	0	3	.000	3	4	.750	3	13	16	1.6	9	0	1	9	1	4	21	2.1
02	Ella Thompson	3	0	53	17.7	2	8	.250	0	3	.000	0	0	.000	0	6	6	2.0	4	0	4	2	0	1	4	1.3
00	Sydneey Boykin	9	1	44	4.9	2	11	.182	1	7	.143	0	0	.000	1	1	2	0.2	2	0	0	2	0	1	5	0.6
TM	TEAM.....														23	28	51	4.3	0		11				0	
	Total.....	12				262	646	.406	80	239	.335	125	162	.772	90	265	355	29.6	204	8	137	201	29	95	729	60.8
	Opponents.....	12				271	652	.416	85	248	.343	141	200	.705	137	306	443	36.9	189	-	175	217	34	107	768	64.0

Team Statistics	UTM	OPP	Date	Opponent	Score	Attend
SCORING	729	768	11/10/22	TROY	L 84-89	1147
Points per game	60.8	64.0	11/14/22	ARKANSAS ST.	W 73-54	1309
Scoring margin	-3.2	-	11/17/22	at Missouri	L 55-60	2107
FIELD GOALS-ATT	262-646	271-652	11/21/22	vs Marshall	L 57-70	99
Field goal pct	.406	.416	11/22/22	vs Norfolk St.	L 55-70	83
3 POINT FG-ATT	80-239	85-248	11/23/22	vs Purdue Fort Wayne	W 81-51	117
3-point FG pct	.335	.343	11/30/22	MURRAY ST.	L 52-71	1389
3-pt FG made per game	6.7	7.1	12/04/22	at Vanderbilt	W 66-54	1913
FREE THROWS-ATT	125-162	141-200	12/12/22	at South Dakota St.	L 36-75	743
Free throw pct	.772	.705	12/14/22	at South Dakota	W 67-61	1426
F-Throws made per game	10.4	11.8	12/17/22	at Missouri St.	L 59-68	2131
			* 12/29/22	at Little Rock	L 44-45	2709
REBOUNDS	355	443				
Rebounds per game	29.6	36.9				
Rebounding margin	-7.3	-				
ASSISTS	137	175				
Assists per game	11.4	14.6				
TURNOVERS	201	217				
Turnovers per game	16.8	18.1				
Turnover margin	+1.3	-				
Assist/turnover ratio	0.7	0.8				
STEALS	95	107				
Steals per game	7.9	8.9				
BLOCKS	29	34				
Blocks per game	2.4	2.8				
ATTENDANCE	3845	11328				
Home games-Avg/Game	3-1282	6-1838				
Neutral site-Avg/Game	-	3-100				

\$ = Hostilo Community Classic
! = OVC Basketball Championship
* = Conference game

Score By Periods:	1st	2nd	3rd	4th	Total
UT Martin	161	164	193	211	729
Opponents	185	183	187	213	768

OVC STATISTICS

RECORD:	OVERALL	HOME	AWAY	NEUTRAL
ALL GAMES	0-1	0-0	0-1	0-0
CONFERENCE	0-1	0-0	0-1	0-0
NON-CONFERENCE	0-0	0-0	0-0	0-0

##	Player	GP	GS	Min	Avg	TOTAL			3-PTS			FREE THROWS			REBOUNDS				PF	FO	A	TO	Blk	Stl	Pts	Avg
						FG	FGA	Pct	3FG	FGA	Pct	FT	FTA	Pct	Off	Def	Tot	Avg								
04	Anaya Brown	1	1	36	36.0	4	9	.444	2	3	.667	2	4	.500	1	4	5	5.0	2	0	0	2	1	1	12	12.0
25	Paige Pipkin	1	1	31	31.0	4	13	.308	2	4	.500	1	2	.500	3	1	4	4.0	2	0	0	1	0	0	11	11.0
11	Shae Littleford	1	1	39	39.0	5	10	.500	1	2	.500	0	0	.000	1	3	4	4.0	2	0	0	4	0	0	11	11.0
23	S. Currie-Jelks	1	1	30	30.0	2	6	.333	0	1	.000	2	3	.667	0	7	7	7.0	4	0	3	1	0	0	6	6.0
12	Lexi Rubel	1	0	14	14.0	1	3	.333	0	1	.000	0	0	.000	0	2	2	2.0	1	0	2	0	0	1	2	2.0
05	Seygan Robins	1	1	38	38.0	0	2	.000	0	0	.000	2	2	1.000	0	7	7	7.0	0	0	4	5	0	0	2	2.0
33	Josie Storey	1	0	12	12.0	0	1	.000	0	1	.000	0	0	.000	0	0	0	0.0	2	0	1	0	0	0	0	0.0
TM	TEAM.....														1	4	5	5.0	0			2			0	
	Total.....	1				16	44	.364	5	12	.417	7	11	.636	6	28	34	34.0	13	0	10	15	1	2	44	44.0
	Opponents.....	1				17	48	.354	3	11	.273	8	16	.500	7	23	30	30.0	13	-	12	9	3	8	45	45.0

Team Statistics	UTM	OPP
SCORING	44	45
Points per game	44.0	45.0
Scoring margin	-1.0	-
FIELD GOALS-ATT	16-44	17-48
Field goal pct	.364	.354
3 POINT FG-ATT	5-12	3-11
3-point FG pct	.417	.273
3-pt FG made per game	5.0	3.0
FREE THROWS-ATT	7-11	8-16
Free throw pct	.636	.500
F-Throws made per game	7.0	8.0
REBOUNDS	34	30
Rebounds per game	34.0	30.0
Rebounding margin	+4.0	-
ASSISTS	10	12
Assists per game	10.0	12.0
TURNOVERS	15	9
Turnovers per game	15.0	9.0
Turnover margin	-6.0	-
Assist/turnover ratio	0.7	1.3
STEALS	2	8
Steals per game	2.0	8.0
BLOCKS	1	3
Blocks per game	1.0	3.0
ATTENDANCE	0	2709
Home games-Avg/Game	0-0	1-2709
Neutral site-Avg/Game	-	0-0

Date	Opponent	Score	Attend
* 12/29/22	at Little Rock	L 44-45	2709
! = OVC Basketball Championship			
* = Conference game			

Score By Periods:	1st	2nd	3rd	4th	Total
UT Martin	11	7	14	12	44
Opponents	7	24	5	9	45

RADIO/TV CALL SHEET



0

SYDNEEY BOYKING • 5-9 • Junior
Clarksville, Tenn.


2

ELLA THOMPSONF • 5-11 • Sophomore
Bardstown, Ky.

3

DIAMOND CANNONF • 5-10 • Junior
Detroit, Mich.


4

ANAYA BROWNF • 6-1 • Freshman
Lexington, Ky.

5

SEEGAN ROBINSG • 5-8 • Graduate
Harrodsburg, Ky.

11

SHAE LITTLEFORDG • 5-7 • Sophomore
Charleston, Ill.


12

LEXI RUBELG/F • 6-1 • Freshman
Cape Girardeau, Mo.


20

HALEY HALLETTF • 6-1 • Freshman
Savannah, Tenn.


23

SHARNECE CURRIE-JELKSF • 6-2 • Freshman
Jackson, Tenn.

25

PAIGE PIPKING • 5-10 • Graduate
Henderson, Tenn.


33

JOSIE STOREYG • 5-10 • Freshman
Mountain View, Ark.

44

KENLEY McCARNG/F • 5-11 • Freshman
Melbourne, Ark.

COACHING STAFF

**KEVIN McMILLAN**HEAD COACH
14th Season**GARNER SMALL**ASSISTANT COACH
First Season**MADDIE WALDROP**ASSISTANT COACH
First Season**STACIE EVANS**DIRECTOR OF OPERATIONS
13th Season**KINLEIGH HARRIS**GRADUATE ASSISTANT
First Season