



# UT MARTIN SKYHAWKS

## WOMEN'S BASKETBALL 2022-23 GAME NOTES



SEVEN OVC CHAMPIONSHIPS • FOUR OVC TOURNAMENT TITLES • FOUR NCAA TOURNAMENT APPEARANCES • SIX WOMENS NIT QUALIFIERS

### THE MATCHUP

#### UT MARTIN SKYHAWKS | 4-7, 0-0 OVC

**Head Coach:** Kevin McMillan (Rhodes College, 1989)  
**Career Record:** 256-167 (14th season)  
**Record at UTM:** Same

**Points:** Kenley McCarr (19.8)      **Steals:** Shae Littleford (1.6)  
**Rebounds:** Sharnecce Currie-Jelks (6.5)      **Blocks:** Sharnecce Currie-Jelks (0.8)  
**Assists:** Shae Littleford (3.8)

PPG ..... 62.3  
 Opp. PPG ..... 65.7  
 Margin ..... -3.5  
 FG% ..... 40.9  
 3PT FG% ..... 33.0  
 FT% ..... 78.1  
 RPG ..... 29.2  
 APG ..... 11.5  
 TPG ..... 16.9  
 SPG ..... 8.5  
 BPG ..... 2.5



#### EVANSVILLE PURPLE ACES | 5-3, 0-0 MVC

**Head Coach:** Robyn Scherr-Wells (Michigan, 2001)  
**Career Record:** 157-108 (9th season)  
**Record at UE:** 13-25 (2nd season)

**Points:** Abby Feit (14.8)      **Steals:** Abby Feit (2.3)  
**Rebounds:** Abby Feit (9.0)      **Blocks:** Abby Feit (1.3)  
**Assists:** Anna Newman (3.8)

PPG ..... 70.4  
 Opp. PPG ..... 74.5  
 Margin ..... -4.1  
 FG% ..... 38.2  
 3PT FG% ..... 31.8  
 FT% ..... 70.8  
 RPG ..... 38.5  
 APG ..... 11.5  
 TPG ..... 19.1  
 SPG ..... 8.9  
 BPG ..... 3.6

### PROBABLE STARTING LINEUP



**SEYGAN ROBINS**  
 8.7 PPG • 1.5 RPG  
 2.5 APG • 1.8 SPG



**JOSIE STOREY**  
 3.4 PPG • 1.0 RPG  
 1.0 APG • 1.1 SPG



**PAIGE PIPKIN**  
 10.9 PPG • 2.4 RPG  
 2.5 APG • 1.2 SPG



**ANAYA BROWN**  
 5.7 PPG • 5.0 RPG  
 0.9 APG • 0.6 SPG



**SHARNECCE CURRIE-JELKS**  
 13.8 PPG • 6.5 RPG  
 0.6 APG • 0.9 SPG

### FULL COURT PRESS

- The University of Tennessee at Martin women's basketball team looks to wrap up non-conference play with a road matchup at Missouri Valley Conference foe Evansville on Thursday, Dec. 22. Tipoff from Meeks Family Fieldhouse is scheduled for 4 p.m. on ESPN+.
- The Skyhawks (4-7) will be playing in their fifth consecutive road game when traveling to Evansville for the final non-conference contest of the 2022-23 schedule. UT Martin has been 2-2 on the current trip after picking up wins against Vanderbilt and South Dakota while falling to South Dakota State and Missouri State.
- Forward Sharnecce Currie-Jelks has been a big bright spot for the Skyhawks this season as she has earned three OVC Freshman of the Week honors. She picked up her third honor on Tuesday after averaging 17.0 points and 4.7 rebounds per game against South Dakota State, South Dakota and Missouri State last week. She has scored in double figures in nine games this season – including scoring a career-high 23 points in a win over South Dakota.
- UT Martin's graduate guard Paige Pipkin ranks as the team's other top scorer, averaging 10.9 points per game. The Skyhawks are also looking to freshman forward Anaya Brown who has scored in double figures in back-to-back games – including her first career double-double against South Dakota with 10 points and 11 rebounds.
- Evansville (5-3) has won three of its last four games, including wins over OVC foes Morehead State and Southeast Missouri this month. The Purple Aces are led by Preseason All-MVC selection Abby Feit who paces the team in most statistics, including points (14.8 ppg), rebounds (9.0 rpg), steals (18) and blocks (10). She is joined in double figures by both Myia Clark and A'Niah Griffin with 11.1 points each.
- Thursday's contest marks the 16th meeting between the two programs with UT Martin holding a narrow 8-7 advantage. The Skyhawks and Purple Aces have not met since 2015 but UT Martin is 6-0 against Evansville during the Kevin McMillan Era.

#### PLAYER TO WATCH

#4 • ANAYA BROWN  
 6-1 • Lexington, Ky. • Fr.

Freshman forward Anaya Brown has posted back-to-back games in double figures after notching a double-double against South Dakota with 10 points and 11 rebounds. Then against Missouri State, she flirted with another double-double after tallying 12 points and eight rebounds.

### SERIES HISTORY

UTM leads series 8-7

**Last Meeting** ..... Dec. 12, 2015  
**Game Result** ..... W, 75-48  
**Streak** ..... UTM W6  
**First Meeting** ..... Nov. 23, 1983  
**UTM vs. UE in Martin** ..... 5-2  
**UTM vs. UE in Evansville** ..... 3-5  
**McMillan vs. Evansville** ..... 6-0

### 2022-23 SCHEDULE/RESULTS

<b>BREAKDOWN</b>	<b>OVERALL RECORD:</b>	4-7
	<b>OVC</b>	0-0
	<b>NON-CONFERENCE</b>	4-7
	<b>HOME</b>	1-2
	<b>AWAY</b>	2-3
	<b>NEUTRAL</b>	1-2

### NOVEMBER

Date	Day	Opponent	TV	Time (CT)
10	THU	TROY	ESPN+	L, 89-84
14	MON	ARKANSAS STATE	ESPN+	W, 73-54
17	THU	at Missouri	SECN+	L, 60-55
21	MON	vs. Marshall	BeTheBeast	L, 70-57
22	TUE	vs. Norfolk State	BeTheBeast	L, 70-55
23	WED	vs. Purdue Fort Wayne	BeTheBeast	W, 81-51
30	WED	MURRAY STATE	ESPN+	L, 71-52

### DECEMBER

Date	Day	Opponent	TV	Time (CT)
4	SUN	at Vanderbilt	SECN	W, 66-54
12	MON	at South Dakota State	ESPN+	L, 75-36
14	WED	at South Dakota	MidCo	W, 67-61
17	SAT	at Missouri State	ESPN+	W, 68-59
22	THU	at Evansville	ESPN+	4 pm
29	THU	at Little Rock*	ESPN+	5 pm
31	SAT	MOREHEAD STATE*	ESPN+	1 pm

### JANUARY

Date	Day	Opponent	TV	Time (CT)
5	THU	SOUTHEAST MISSOURI*	ESPN+	5:30 pm
7	SAT	TENNESSEE TECH*	ESPN+	1 pm
12	THU	at Tennessee State*	ESPN+	5:30 pm
14	SAT	at Southern Indiana*	ESPN+	5 pm
19	THU	at Southeast Missouri*	ESPN+	5 pm
21	SAT	EASTERN ILLINOIS*	ESPN+	1 pm
26	THU	LINDENWOOD*	ESPN+	5:30 pm
28	SAT	SOUTHERN INDIANA*	ESPN+	1 pm

### FEBRUARY

Date	Day	Opponent	TV	Time (CT)
2	THU	at SIUE*	ESPN+	11 am
4	SAT	at Lindenwood*	ESPN+	1 pm
9	THU	at Eastern Illinois*	ESPN+	5 pm
11	SAT	LITTLE ROCK*	ESPN+	1 pm
16	THU	SIUE*	ESPN+	5:30 pm
18	SAT	at Tennessee Tech*	ESPN+	1 pm
23	THU	TENNESSEE STATE*	ESPN+	5:30 pm
25	SAT	at Morehead State*	ESPN+	Noon

### MARCH

Date	Day	Opponent	TV	Time (CT)
1-4	-	OVC Basketball Championship!		

# Hostilo Community Classic - Savannah, Ga.  
 † OVC Championship - Evansville, Ind.  
 Home games in **BOLD CAPS** in Elam Center  
 \* Ohio Valley Conference game

**UNIVERSITY INFORMATION**

Location Martin, Tenn.  
 Founded 1900; Senior College, 1951  
 Enrollment 6,873  
 Nickname Skyhawks  
 Colors Navy Blue & Orange  
 Affiliation NCAA Division I  
 Conference Ohio Valley  
 Chancellor Dr. Keith Carver  
 Athletics Director Kurt McGuffin  
 Athletics Office 731-881-7660  
 Assistant AD/SWA Danelle Fabianich  
 Ticket Office Phone 731-881-7207

**COACHING STAFF**

Head Coach Kevin McMillan (14th year)  
 Alma Mater Rhodes, 1989  
 Career Record 256-167  
 Record at UT Martin Same  
 E-mail dmcml10@utm.edu  
 Office Phone 731-881-7681

**TEAM INFORMATION**

2021-22 Overall Record 12-18  
 2021-22 OVC Record/Finish 9-9 (6th)  
 Home 5-8  
 Away 5-6  
 Neutral 2-4  
 Letter Winners Returning/Lost 4/8  
 Starters Returning/Lost 4/2  
 Newcomers 9

**PROGRAM HISTORY**

First Year of Basketball 1969  
 All-Time Basketball Record 690-771  
 Record at Home 337-212  
 All-Time OVC Record 285-232

**SPORTS INFORMATION**

WBB Contact Alex Boggis  
 Email dboggis@utm.edu  
 Office Phone 731-881-7964  
 Cell Phone 618-357-1536  
 Press Row Phone 731-881-7694  
 Mailing Address 1022 Elam Center  
 Martin, Tenn. 38238  
 Website www.UTMSports.com



**SKYHAWKS IN PRINT**

The name of our institution is the University of Tennessee at Martin and if abbreviated, should be referred to as UT Martin. The University of Tennessee at Martin should be used as the first reference in a news story. UT Martin should be used in subsequent references and UTM is acceptable in headlines.

Tennessee-Martin, UT-Martin, UT or Martin should NEVER be used. The description Skyhawks should be used to represent all UT Martin athletic teams. Hawks should never be used.

# MEET THE SKYHAWKS



**Front Row:** Shae Littleford, Diamond Cannon, Paige Pipkin, Seygan Robins, Sydneey Boykin and Kenley McCarn.  
**Second Row:** Haley Hallett, Ella Thompson, Sharnecce Currie-Jelks, Clara Garland, Anaya Brown, Lexi Rubel and Josie Storey.



**NUMERICAL ROSTER**

No.	Name	Pos.	Ht.	Class	Hometown (Previous School)
0	Sydneey Boykin	G	5-9	Jr.	Clarksville, Tenn. (Mercer)
2	Ella Thompson	F	5-11	So.	Bardstown, Ky. (Bethlehem HS)
3	Diamond Cannon	F	5-10	Jr.	Detroit, Mich. (Bradley)
4	Anaya Brown	F	6-1	Fr.	Lexington, Ky. (Lafayette HS)
5	Seygan Robins	G	5-8	Gr.	Harrodsburg, Ky. (Louisville)
11	Shae Littleford	G	5-7	So.	Charleston, Ill. (Charleston HS)
12	Lexi Rubel	G	6-1	Fr.	Cape Girardeau, Mo. (Notre Dame HS)
20	Haley Hallett	F	6-1	Fr.	Savannah, Tenn. (Hardin County HS)
23	Sharnecce Currie-Jelks	F	6-2	Fr.	Jackson, Tenn. (Southside HS)
25	Paige Pipkin	G	5-10	Gr.	Henderson, Tenn. (Chester County HS)
33	Josie Storey	G	5-10	Fr.	Mountain View, Ark. (Mountain View HS)
44	Kenley McCarn	G	5-11	Fr.	Melbourne, Ark. (Melbourne HS)



**COACHING AND SUPPORT STAFF**

	Name	Experience	Alma Mater
<b>Head Coach</b>	Kevin McMillan	14th season	Rhodes College, 1989
<b>Assistant Coach</b>	Garner Small	1st season	Olivet College, 2014
	Maddie Waldrop	1st season	UT Martin, 2021
<b>Director of Operations</b>	Stacie Evans	13th season	UT Martin, 2004
<b>Graduate Assistant</b>	Kinleigh Harris	1st season	UT Martin, 2022



**ROSTER INFORMATION**

BY CLASS	BY POSITION	PRONUNCIATION GUIDE
<b>Graduate (2):</b> Pipkin, Robins	<b>Guards (7)</b>	4 <b>Uh-nay-uh</b> Brown
<b>Juniors (2):</b> Boykin, Cannon	Boykin	5 <b>Say-ghen</b> Robins
<b>Sophomores (2):</b> Littleford, Thompson	Littleford	11 <b>Shay</b> Littleford
<b>Freshmen (6):</b> Brown, Currie-Jelks, Hallett, McCarn, Rubel, Storey	McCarn	23 <b>Shar-niece</b> Currie-Jelks
	Pipkin	
	Robins	
	Rubel	
	Storey	
<b>BY HOME STATE</b>	<b>Forwards (6)</b>	
<b>Arkansas (2):</b> McCarn, Storey	Brown	
<b>Illinois (1):</b> Littleford	Cannon	
<b>Kentucky (3):</b> Brown, Robins, Thompson	Currie-Jelks	
<b>Michigan (1):</b> Cannon	Hallett	
<b>Missouri (1):</b> Rubel	Thompson	
<b>Tennessee (4):</b> Boykin, Currie-Jelks, Hallett, Pipkin		



0

## SYDNEY BOYKIN

Junior • G • 5-9 • Clarksville, Tenn. (Mercer)

GP-GS	PPG	RPG	APG	SPG	BPG	MPG
9-0	0.6	0.2	0.0	0.1	0.0	4.9

FG%: .182 | 3FG%: .143 | FT%: .000

CAREER HIGHS	Pts: 11	Reb: 5	Asst: 3	Stl: 3	Blk: 1	Min: 26
--------------	---------	--------	---------	--------	--------	---------

- Played over a minute at Missouri State
- Scored season-high five points vs. Marshall
- Earned first career start against Marshall
- Played two seasons at Mercer; Played in 49 games
- Helped Bears win back-to-back SoCon tournaments
- Tallied 48 points, 54 rebounds, 23 assists, 12 steals
- Scored career-high 11 points vs. Western Carolina in 20-21
- Majoring in sociology



2

## ELLA THOMPSON

Sophomore • F • 5-11 • Bardstow, Ky. (Bethlehem HS)

GP-GS	PPG	RPG	APG	SPG	BPG	MPG
3-0	1.3	2.0	1.3	0.3	0.0	17.7

FG%: .250 | 3FG%: .000 | FT%: .000

CAREER HIGHS	Pts: 14	Reb: 12	Asst: 1	Stl: 3	Blk: 2	Min: 38
--------------	---------	---------	---------	--------	--------	---------

- Tallied three rebounds at Missouri State
- Made season debut at South Dakota State, tallying two points
- Missed first eight game with injury
- Scored in double figures four times
- Notched 10 or more rebounds twice
- Scored career-high 15 points vs. Belmont
- Tallied career-high 12 rebounds vs. SIUE
- First career double-double at Morehead State (14 pts, 10 reb)
- Majoring in business management



3

## DIAMOND CANNON

Junior • F • 5-10 • Detroit, Mich. (Bradley)

GP-GS	PPG	RPG	APG	SPG	BPG	MPG
10-0	2.1	1.6	0.1	0.4	0.1	9.9

FG%: .474 | 3FG%: .000 | FT%: .750

CAREER HIGHS	Pts: 8	Reb: 4	Asst: 1	Stl: 2	Blk: 0	Min: 12
--------------	--------	--------	---------	--------	--------	---------

- Scored four points at Missouri State
- Tallied career-highs in points (8) and rebounds (4) vs Purdue Fort Wayne
- Played one season at Bradley; Saw action in five games
- Played two seasons at Columbia State CC
- 2020-21 NJCAA All-American | 20.1 ppg, 9.3 rpg, 2.2 apg
- Tabbed 2020-21 TCCAA Player of the Year
- Scored 20 points or more 11 times in 2020-21
- Majoring in sociology



Pronunciation  
\*Uh-nay-uh\*

4

## ANAYA BROWN

Freshman • F • 6-1 • Lexington, Ky. (Lafayette HS)

GP-GS	PPG	RPG	APG	SPG	BPG	MPG
11-3	5.7	5.0	0.9	0.6	0.5	24.6

FG%: .367 | 3FG%: .500 | FT%: .731

CAREER HIGHS	Pts: 10	Reb: 11	Asst: 4	Stl: 1	Blk: 2	Min: 37
--------------	---------	---------	---------	--------	--------	---------

- Tallied 12 points, 8 rebounds at Missouri State
- Started last three games
- Notched first double-double with 10 pts, 11 rebs at South Dakota
- Scored in double figures twice
- Prepped at Lafayette HS
- Averaged 17.8 points, 9.4 rebounds per game as a senior
- Named Region 11 Player of the Year | Miss Kentucky finalist
- Majoring in exercise science and wellness



Pronunciation  
\*Say-ghen\*

5

## SEYGAN ROBINS

Graduate • G • 5-8 • Harrodsburg, Ky. (Louisville)

GP-GS	PPG	RPG	APG	SPG	BPG	MPG
11-10	8.7	1.5	2.5	1.8	0.1	29.7

FG%: .380 | 3FG%: .462 | FT%: .923

CAREER HIGHS	Pts: 26	Reb: 7	Asst: 6	Stl: 5	Blk: 1	Min: 39
--------------	---------	--------	---------	--------	--------	---------

- Tallied 14 points, four steals at Missouri State
- Dished out 18 assists in last five games
- Preseason All-OVC
- Scored career-high 26 points vs. SIUE in OVC Tourney
- Averaged 9.8 points, 2.4 rebounds, 2.8 assists last season
- Scored in double figures 20 times | 5x this season
- Knocked down three or more 3PT FGs in 17 career games
- Tallied four or more assists in 23 games
- Graduated in 2021 | Pursuing Master's in special education



Pronunciation  
\*Shay\*

11

## SHAE LITTLEFORD

Sophomore • G • 5-7 • Charleston, Ill. (Charleston HS)

GP-GS	PPG	RPG	APG	SPG	BPG	MPG
8-8	8.9	2.8	3.8	1.6	0.1	31.1

FG%: .359 | 3FG%: .280 | FT%: .857

CAREER HIGHS	Pts: 21	Reb: 6	Asst: 8	Stl: 6	Blk: 1	Min: 40
--------------	---------	--------	---------	--------	--------	---------

- Missed last three games with illness
- Tallied 14 points, career-high eight assists at Vanderbilt
- Preseason All-OVC | Named to OVC All-Newcomer team
- Averaged 11.0 points, 2.4 rebounds, 2.0 assists last season
- Scored career-high 21 points vs. Morehead State
- Scored in double figures 17 times
- 3x OVC Freshman of the Week (1/4, 2/15 & 2/28)
- Tallied four or more steals in five games
- Majoring in sports business



12

## LEXI RUBLE


Freshman • G • 6-1 • Cape Girardeau, Mo. (Notre Dame HS)

GP-GS	PPG	RPG	APG	SPG	BPG	MPG
8-8	4.6	4.1	0.9	0.9	0.5	25.1

FG%: .351 | 3FG%: .286 | FT%: .750

CAREER HIGHS	Pts: 12	Reb: 7	Asst: 3	Stl: 3	Blk: 1	Min: 31
--------------	---------	--------	---------	--------	--------	---------

- Missed last three games with injury
- Tallied career-highs in points (12) and rebounds (7) vs. Purdue Fort Wayne
- Averaged a double-double w/ 15.9 ppg, 10.3 rpg, 4.9 apg
- Scored 1,463 points while leaving ND as program's all-time leader in rebounds (970), assists (434) and steals (289)
- Back-to-back CBJ Female Athlete of the Year honors
- Three-time Class 5 All-State selection and district POY
- Majoring in exercise science and wellness



20

## HALEY HALLETT

Freshman • F • 6-1 • Savannah, Tenn. (Hardin County HS)

GP-GS	PPG	RPG	APG	SPG	BPG	MPG
0-0	0.0	0.0	0.0	0.0	0.0	0.0

FG%: .000 | 3FG%: .000 | FT%: .000

CAREER HIGHS	Pts: 0	Reb: 0	Asst: 0	Stl: 0	Blk: 0	Min: 0
--------------	--------	--------	---------	--------	--------	--------

- Has not played this season (medical)
- Prepped at Hardin County HS
- Garnered All-West Tennessee honors
- Averaged 10.0 points, 5.2 rebounds and 20 blocks as junior



Pronunciation  
\*Shar-niece\*  
23

## SHARNECCE CURRIE-JELKS

Freshman • F • 6-2 • Jackson, Tenn. (Southside HS)

GP-GS	PPG	RPG	APG	SPG	BPG	MPG
11-11	13.8	6.5	0.6	0.9	0.8	27.4

FG%: .520 | 3FG%: .273 | FT%: .655

CAREER HIGHS	Pts: 23	Reb: 15	Asst: 2	Stl: 2	Blk: 4	Min: 33
--------------	---------	---------	---------	--------	--------	---------

- Tallied 14 points, six rebounds at Missouri State
- Scored career-high 23 points at South Dakota
- Scored in double figures in eight straight games
- Named 3x OVC Freshman of the Week (11/29)/(12/6)/(12/20)
- Tallied double-double vs. Troy | 14 points, 15 rebounds
- Scored in double figures nine times this season | 20+ twice
- Missed senior season with injury
- Averaged 12.8 ppg, 9.0 rpg, 2.0 spg, 2.0 bpg as junior
- Majoring in nursing



25

## PAIGE PIPKIN

Graduate • G • 5-10 • Henderson, Tenn. (Chester County HS)

GP-GS	PPG	RPG	APG	SPG	BPG	MPG
11-8	10.9	2.4	2.5	1.2	0.3	30.0

FG%: .436 | 3FG%: .348 | FT%: .762

CAREER HIGHS	Pts: 33	Reb: 9	Asst: 7	Stl: 5	Blk: 2	Min: 40
--------------	---------	--------	---------	--------	--------	---------

- Scored nine points at Missouri State
- Tallied season-high 23 points, five rebounds vs. Arkansas State
- Preseason All-OVC
- Named to All-OVC second team | 12.3 ppg, 4.1 rpg
- Scored career-high 33 points at Austin Peay
- Tallied career-high nine rebounds vs. No. 24 Virginia Tech
- Scored in double figures 29 times | 20+ 5x | 30+ once
- 4x OVC Commissioner's Honor Roll | 2021-22 OVC Medal of Honor
- Graduate in 2021 | Expected to graduate w/ MBA in Dec. 22



33

## JOSIE STOREY

Freshman • G • 5-10 • Mountain View, Ark. (Mountain View HS)

GP-GS	PPG	RPG	APG	SPG	BPG	MPG
11-3	3.4	1.0	1.0	1.1	0.1	17.4

FG%: .261 | 3FG%: .216 | FT%: .833

CAREER HIGHS	Pts: 9	Reb: 3	Asst: 5	Stl: 3	Blk: 0	Min: 36
--------------	--------	--------	---------	--------	--------	---------

- Tallied six rebounds at Missouri State
- Started the last three games
- Tallied three steals against Norfolk State
- Scored career-high 9 points at Missouri
- Prepped at Mountain View HS
- Averaged 25.0 ppg as senior
- Tallied 37 points, eight rebounds vs. Valley Springs
- Helped team to back-to-back state titles in 2019 and 2020
- Majoring in exercise science and wellness



44

## KENLEY McCARN

Freshman • G/F • 5-11 • Melbourne, Ark. (Melbourne HS)

GP-GS	PPG	RPG	APG	SPG	BPG	MPG
4-3	19.8	4.3	1.0	1.3	0.8	33.5

FG%: .444 | 3FG%: .300 | FT%: .895

CAREER HIGHS	Pts: 31	Reb: 7	Asst: 1	Stl: 2	Blk: 2	Min: 38
--------------	---------	--------	---------	--------	--------	---------

- Out indefinitely with foot injury | Missed last seven games
- Scored in double figures in all four games played
- Named OVC Player of the Week | 2x Freshman of the Week
- Scored 31 points vs. Troy | Program record for Skyhawk debut
- Led team to four straight state titles | 130-7 overall record
- Named MaxPreps Small Town All-American second team
- Named 2A state tournament MVP in three straight seasons
- Majoring in accounting

## UT MARTIN ANALYTICAL SUMMARY

The plus/minus stat reflects how the team did while that player is on the court. If a player is a +5, it means his team outscored the opponent by five points while he was on the court. If he has a -3, then the opposing team outscored his team by three points while he was on the court.

### NCAA NET RANKINGS

Team	NET	Prev
UT Martin	174	173
Tennessee Tech	218	217
Eastern Illinois	227	231
Southern Indiana	244	245
Southeast Missouri	259	259
Little Rock	271	270
Tennessee State	326	323
Morehead State	332	332
Lindenwood	341	342
SIUE	342	347

Player	22-23	Avg/Gm	Best +/- Performance
#0 - Sydneey Boykin (9)	-17	-1.9	+5 vs. Murray State (11/30)
#2 - Ella Thompson (3)	-14	-4.7	+9 at South Dakota (12/14)
#3 - Diamond Cannon (10)	-26	-2.6	+5 vs. Purdue Fort Wayne (11/23)
#4 - Anaya Brown (11)	-49	-4.4	+5 vs. Purdue Fort Wayne (11/23)
#5 - Seygan Robins (11)	-10	-0.1	+26 vs. Purdue Fort Wayne (11/23)
#11 - Shae Littleford (8)	+11	0.0	+26 vs. Purdue Fort Wayne (11/23)
#12 - Lexi Rubel (8)	+2	-1.3	+25 vs. Purdue Fort Wayne (11/23)
#20 - Haley Hallett (0)	-	-	-
#23 - Sharnece Currie-Jelks (11)	-23	-2.1	+25 vs. Purdue Fort Wayne (11/23)
#25 - Paige Pipkin (11)	-37	-3.3	+22 vs. Purdue Fort Wayne (11/23)
#33 - Josie Storey (11)	-18	-1.6	+13 vs. Purdue Fort Wayne (11/23)
#44 - Kenley McCarn (4)	-1	-0.25	+15 vs. Arkansas State (11/14)

# QUICK HITS



**McMILLAN CAREER VICTORIES**

### MCMILLAN AMONGST OVC LEADERBOARD

• With a career record of 256-167, UT Martin head coach **Kevin McMillan** currently ranks third in total wins in Ohio Valley Conference history. McMillan also ranks first amongst active coaches.

Coach (Program)	W	L	%
1. Larry Inman (MTSU/EKU/TSU)	545	352	.606
2. Bill Worrell (TTU)	408	190	.682
3. <b>Kevin McMillan (UTM)</b>	<b>256</b>	<b>167</b>	<b>.605</b>
4. Lewis Bivens (MTSU)	182	103	.639
5. Marynell Meadors (TTU)	181	100	.730

### CURRIE-JELKS NAMED OVC FRESHMAN OF THE WEEK (AGAIN)

• Forward **Sharnecce Currie-Jelks** has picked up three OVC Freshman of the Week honors after stringing together nine consecutive games in double figures. She picked up her first honor in Week 3 (Nov. 21-27) after scoring in double figures in all three games of the Hostilo Hoops Community Classic against foes Marshall, Norfolk State and Purdue Fort Wayne. Currie-Jelks averaged 16.0 points and 4.7 rebounds per game while shooting 51.4 percent from the floor. Then she averaged 14.5 points and 8.0 rebounds per game after a pair of Week 4 matchups against Murray State and Vanderbilt. She picked up another after averaging 17.0 points and 4.7 rebounds per game against South Dakota State, South Dakota and Missouri State.

### ON THE ROAD AGAIN

• The Skyhawks are currently in the midst of a season-long six game road trip which features contests against Vanderbilt, South Dakota State, South Dakota, Missouri State, Evansville and Little Rock. UT Martin has won two of the four contests on the trip, picking up victories over Vanderbilt (66-54) and South Dakota (67-61).

### CURRIE-JELKS LEADS THE WAY

• Freshman forward **Sharnecce Currie-Jelks** has been a force through the first 11 games of her Skyhawk career. Currie-Jelks has been named OVC Freshman of the Week three times already while scoring in double figures in nine contests - including a pair of 20+ point performances against South Dakota (23) and Purdue Fort Wayne (21). She also notched her first career double-double in her collegiate debut against Troy with 14 points and 15 rebounds.

### BROWN CHURNS A DOUBLE-DOUBLE

• Freshman forward **Anaya Brown** became just the third active member of the Skyhawks - joining **Ella Thompson** and **Sharnecce Currie-Jelks** - to record a double-double with an impressive contest at South Dakota. Brown helped lead the Skyhawks to a victory after tallying 10 points and 11 rebounds - both career highs.

### SHOOT GOOD, FEEL GOOD

• Like most teams, when the Skyhawks shoot well, the results usually follow. In the team's four wins this season, UT Martin has shot at least 40 percent from the floor with the team's best night coming against Purdue Fort Wayne in which they made 54.5 percent. Conversely, in the Skyhawks six losses, they have only shot over 40 percent against Troy.

## COLLEGE INSIDER MID-MAJOR TOP 25

Team	Rec.	Pts.
1. Gonzaga (29)	7-2	774
2. FGCU (2)	8-1	738
3. Princeton	4-2	695
4. Columbia	7-2	642
5. Toledo	6-2	630
6. Drake	4-2	573
7. South Dakota State	5-4	565
8. Drexel	5-2	544
9. Kent State	5-2	514
10. Cleveland State	7-1	452
11. Illinois State	5-2	443
12. Stephen F. Austin	6-2	417
13. Northern Illinois	7-1	399
14. Bowling Green	6-1	380
15. Troy	3-4	316
16. Quinnipiac	4-3	305
17. Portland	5-4	280
18. Grand Canyon	6-1	253
19. Ball State	5-2	172
20. Norfolk State	10-1	128
21. James Madison	6-2	100
22. South Dakota	4-4	98
23. North Dakota State	6-2	93
24. Eastern Illinois	7-1	85
25. UIC	8-1	63

### MASTER PIPKIN, THE DOUBLE GRADUATE

• Graduate guard **Paige Pipkin** has not only been a standout performer on the court during her tenure with the Skyhawks, but also has two degrees with her name on it. After graduating with a bachelor's degree in accounting in May of 2021, Pipkin recently completed her Master's in business administration in December of 2023.

### YOUTH MOVEMENT IS MAKING WAVES

• UT Martin has benefitted from the strong performances by their freshman class this season. Of the team's 62.6 points per game this season, the Skyhawks' freshmen have combined to score 53.7 percent (368 points) of the team's offensive output. Meanwhile, the graduate tandem of **Paige Pipkin** and **Seygan Robins** have combined for 30.8 percent.

### SKYHAWKS KNOCK OFF ANOTHER POWER-FIVE PROGRAM

• With a 66-54 win against Vanderbilt on Dec. 4, the Skyhawks picked up their fourth win against a Power 5 program in the school's Division I history. The win marked the team's first victory since knocking off Alabama in 2015 (83-65) and the most recent road win since also upsetting Alabama in 2013 (75-57). Overall, the Skyhawks have program wins against Alabama, Ole Miss and Vanderbilt.

### FRESHMEN ARE CLEANING UP WEEKLY OVC HONORS

• So far this season, UT Martin has claimed five of the OVC Freshman of the Week honors through the first six weeks. Guard **Kenley McCarn** garnered back-to-back selections in Week 1 and 2 while forward **Sharnecce Currie-Jelks** claimed consecutive honors in Week 3 and 4 and another in Week 6. The only week that a Skyhawk has not won freshman of the week honors was when they did not play.

### CURRIE-JELKS NAMED TO HOSTILO HOOPS ALL-TOURNAMENT TEAM

• Freshman **Sharnecce Currie-Jelks** was named to the Hostilo Hoops Community Classic All-Tournament team after scoring in double figures in all three contests and averaging 16.0 points and 4.7 rebounds per game. While shooting 51.4 percent from the field during the tournament, she scored a career-high 21 points in the win over Purdue Fort Wayne.

### THAT 70'S SHOW

• 70 has proven to be the magic number for the Skyhawks in recent history. Under the direction of head coach Kevin McMillan, UT Martin is 187-38 when eclipsing the 70-point plateau. When the Skyhawks have scored 80 points or more, they are 116-9 during the same span.



### SKYHAWK TRIO GARNERS PRESEASON HONORS

• The Skyhawk trio of **Paige Pipkin**, **Shae Littleford** and **Seygan Robins** were recognized as Preseason All-Ohio Valley Conference honorees. Meanwhile, the Skyhawks were picked to finish second in the league standings in a preseason poll of the league's head coaches and sports information directors. **Pipkin** was an All-OVC second team selection after averaging 12.3 points and 4.1 rebounds per game. **Littleford** was added to the OVC All-Newcomer team after averaging 11.0 points and 2.0 assists per game. Meanwhile, **Robins** averaged 9.8 points and 2.8 assists.

### McCARN EARNS PAIR OF OVC WEEKLY HONORS

• Newcomer **Kenley McCarn** picked up a pair of OVC honors after an impressive debut performance by being named both OVC Player of the Week and Freshman of the Week. McCarn averaged 31.0 points, 3.0 rebounds, 2.0 blocks and 1.0 assists for the week while shooting 63.1 percent from the floor and 100 percent from the free throw stripe.

### DOWN BUT NOT OUT

• UT Martin faced a second half deficit as large as 10 points against Arkansas State before rallying to pick up a 73-54 victory for the team's first win of the season. The Skyhawks held the Red Wolves to just 21 points in the second half and finished the game on a 23-2 run to pull away for the 19-point victory.

### DEBUT FOR THE RECORD BOOKS

• Skyhawk freshman **Kenley McCarn** wasted no time in making her presence known this season by scoring 31 points in the season-opener against Troy. McCarn scored 31 points while making 12-of-19 field goal attempts and 6-of-6 free throw attempts to rank as the most points by a Skyhawk in their debut.

### FRESHMAN DOUBLE-DOUBLE

• Freshman forward **Sharnecce Currie-Jelks** had a big night in her collegiate debut by recording a double-double against Troy. Currie-Jelks tallied 14 points and 15 rebounds in her first official game since her junior season of high school. The contest also marked the first time a Skyhawk had tallied 15 or more rebounds since current assistant coach Maddie Waldrop tallied 16 boards against Tennessee State in 2019.

### FOUR SKYHAWKS REACH DOUBLE FIGURES

• UT Martin has shown balance this season by placing four players in double figures in two contests. The Skyhawks did it the first time against Troy before also repeating the feat against South Dakota. The performance was in stark contrast to last season in which it took the Skyhawks 14 games until they placed four players in double-digits offensively.

### FRESHMEN STARTERS

• UT Martin saw its freshman class carry a heavy load in the team's season-opener against Troy. The Skyhawks started three freshman in the contest while bringing two others off the bench. The contest marked the first time since 2010-11 that the Skyhawks started three or more true freshmen in a season opener.



SKYHAWK RECORD WHEN...

Playing at home.....	1-2
Playing on the road.....	2-3
Playing on a neutral floor.....	1-2
Playing Top-25 Opponent.....	0-0
Playing day games.....	3-1
Playing night games.....	1-6
Playing in white uniforms.....	1-3
Playing in navy uniforms.....	2-2
Playing in orange uniforms.....	1-2
Leading at halftime.....	2-2
Trailing at halftime.....	2-5
Tied at halftime.....	0-0
Game decided by 1-4 points.....	0-0
Game decided by 5-9 points.....	1-3
Game decided by 10-14 points.....	1-1
Game decided by 15 points or more.....	2-3
Scoring less than 60 points.....	0-6
Scoring 60-69 points.....	2-0
Scoring 70-79 points.....	1-0
Scoring 80-89 points.....	1-1
Scoring 90-99 points.....	0-0
Scoring 100 or more points.....	0-0
Allowing less than 50 points.....	0-0
Allowing 50-59 points.....	3-0
Allowing 60-69 points.....	1-2
Allowing 70-79 points.....	0-4
Allowing 80 or more points.....	0-1
Finishing with better FG%.....	4-1
Finishing with worse FG%.....	0-5
Shooting 50% or better on FGs.....	1-1
Shooting under 50% on FGs.....	2-6
Finishing with better 3PT FG%.....	2-3
Finishing with worse 3PT FG%.....	2-4
Shooting 40% or better on 3PT FGs.....	2-2
Shooting under 40% on 3PT FGs.....	2-5
Leading in rebounds.....	2-0
Trailing in rebounds.....	1-7
Tied in rebounds.....	1-0
Leading in assists.....	3-1
Trailing in assists.....	1-6
Tied in assists.....	0-0
Leading in steals.....	2-3
Trailing in steals.....	0-4
Tied in steals.....	2-0
Leading in blocks.....	1-2
Trailing in blocks.....	2-5
Tied in blocks.....	1-0
Committing fewer turnovers than opponent.....	3-3
Committing more turnovers than opponent.....	0-3
Committing same number of turnovers.....	1-1
Winning on points in the paint.....	4-1
Losing on points in the paint.....	0-6
Scoring the same number of points in paint.....	0-0
Scoring more bench points.....	1-2
Scoring fewer bench points.....	3-5
Scoring the same number of bench points.....	0-0
Scoring more fastbreak points.....	3-1
Scoring fewer fastbreak points.....	1-6
Scoring the same number of fastbreak points.....	0-0
A Skyhawk scores 20+ points.....	3-1
A Skyhawk scores 30+ points.....	0-1
A Skyhawk records a double-double.....	1-1
Playing in November.....	2-5
Playing in December.....	2-2
Playing in January.....	0-0
Playing in February.....	0-0
Playing in March.....	0-0

# QUICK HITS

**HOME COURT ADVANTAGE**

• UT Martin has tallied 271 home victories since 1995, making the Elam Center a daunting place for visiting teams. During McMillan's tenure the Skyhawks have posted a 131-35 record at home since taking over as head coach, posting an .789 winning percentage. The Skyhawks have also posted a 95-16 home record (85.6 percent) against OVC foes during the same span.

**UT Martin Record at Home Under McMillan**

2018-19.....	14-1	2010-11.....	10-0
2019-20.....	13-1	2012-13.....	10-5
2011-12.....	12-1	2014-15.....	10-2
2013-14.....	11-1	2020-21.....	9-1
2015-16.....	11-1	2009-10.....	7-4
2017-18.....	11-3	2016-17.....	7-6
2021-22.....	5-8	2022-23.....	1-2

**SKYHAWKS MATCH UP AGAINST THE BEST**

• UT Martin has never shyed away from playing some of the best teams in the country under head coach Kevin McMillan. Since taking over in 2009-10, McMillan and the Skyhawks have played 28 nationally ranked opponents. This season the Skyhawks are set to play nationally ranked and defending WNIT champion South Dakota State along with seven other programs which earned postseason berths in 2021-22.

**SKYHAWKS RETURN OFFENSIVE PRODUCTION**

• The Skyhawks return 70.8 percent of their offensive production in the team's four returners from last year's squad. Paige Pipkin led the team with 12.3 points per game while Shae Littleford also averaged double figures with 11.0 points per game. The team also welcomes back the squad's third and sixth leading scorers in Seygan Robins (9.8 ppg) and Ella Thompson (6.3 ppg) combining for 39.6 of the team's 70.8 points per contest.

**SKYHAWKS PICKED TO FINISHED SECOND IN OVC**

• In a poll of the OVC's head coaches and sports information directors, UT Martin has been picked to finish second in the league's preseason poll. The Skyhawks garnered 134 points overall and four first place votes.

**2022-23 OVC Predicted Order of Finish**

1. Tennessee Tech (11 first place votes) - 147
2. UT Martin (4 first place votes) - 134
3. Little Rock (4 first place votes) - 129
4. Eastern Illinois - 115
5. Tennessee State (1 first place vote) - 95
6. SIUE - 83
7. Southern Indiana - 66
8. Southeast Missouri - 61
9. Lindenwood - 33
- Morehead State - 33

**EIGHT SKYHAWKS NAMED TO OVC COMMISSIONER'S HONOR ROLL**

• The Skyhawk women's basketball team featured eight players which were named to the OVC Commissioner's Honor Roll for the 2021-22 academic year with at least a 3.25 Grade Point Average. Included on that list are returners Shae Littleford, Paige Pipkin, Seygan Robins and Ella Thompson.

**McMILLAN'S CHAMPIONSHIP PEDIGREE**

• UT Martin has won 10 OVC championship under Kevin McMillan including six regular season titles (2011-12, 2013-14, 2014-15, 2015-16, 2019-20, 2020-21) and four OVC tournament crowns (2011, 2012, 2013, 2014). His 10 titles lead all active OVC coaches - men or women.

Coach, School	Season	Tourn.	Total
Kevin McMillan, UT Martin (W)	6	4	10
Rekha Patterson, SEMO (W)	0	1	1
Preston Spradlin, Morehead State (M)	0	1	1

**UT MARTIN FROM DEEP**

• The Skyhawks have made a three-pointer field goal in 434 consecutive games, a streak which dates back to Feb. 3, 2009 against Austin Peay and ranks seventh nationally.

Program	Total
1. Iowa State (Feb. 1995-Pres.)	847
2. Chattanooga (Dec. 16, 1999-Pres.)	696
3. Milwaukee (2002-Pres.)	594
4. UC Davis (Feb. 15, 2003-Pres.)	553
5. Bowling Green (Feb. 12, 2005-Pres.)	540
6. Austin Peay (2006-Pres.)	475
7. UT Martin (Feb. 3, 2009-Pres.)	434

**250 WINS AND CLIMBING**

• UT Martin head coach Kevin McMillan picked up his 250th career victory with a 60-57 win over Austin Peay on Feb. 14. With the win, McMillan became the sixth head coach in OVC history to eclipse 250 career victories - men's and women's.

Coach (Program)	W	L	%
1. Larry Inman (MTSU/EKU/TSU)	545	352	.606
2. Dave Loos (APSU)	420	410	.506
3. Bill Worrell (TTU)	408	190	.682
4. Cal Luther (MUR/UTM)	319	283	.530
5. E.A. Diddle (WKU)	296	143	.674
6. Kevin McMillan (UTM)	256	166	.607

**LITTLEFORD AND PIPKIN GARNER OVC MEDALS OF HONOR**

• The Skyhawk duo of Shae Littleford and Paige Pipkin earned OVC Academic Medal of Honor awards after stellar academic seasons in 2021-22. The OVC Academic Medal of Honor is given annually to the student-athletes who achieve the highest grade point average in a Conference-sponsored sport. Each of the 287 OVC Medal of Honor recipients for the 2021-22 academic year carried a perfect 4.0 GPA.

**SKYHAWK BIRTHDAYS**

Haley Hallett	January 14, 2004
Seygan Robins	February 17, 1999
Josie Storey	March 4, 2004
Ella Thompson	March 14, 2003
Anaya Brown	March 27, 2004
Sydnee Boykin	April 3, 2002
Sharnecce Currie-Jelks	May 27, 2004
Paige Pipkin	October 4, 1998
Kenley McCarn	October 8, 2003
Diamond Cannon	October 14, 2000
Lexi Rubel	October 22, 2003
Shae Littleford	October 25, 2002

**2023 OVC BASKETBALL CHAMPIONSHIP RETURNS TO EVANSVILLE**

• For the sixth straight year, the Ohio Valley Conference Board of Presidents has awarded the 2023 OVC Women's Basketball Championship to the Ford Center in Evansville, Ind. The OVC Basketball Championship is scheduled for March 1-4 and will feature eight women's teams with a merit-based double-bye system.

**KATHLEEN AND TOM ELAM CENTER**

• Built in 1963, the Kathleen and Tom Elam Center was named in honor of longtime UT Board of Trustees member Col. Tom Elam and his wife, Kathleen. The Elam Center houses both the women's and men's basketball teams with all home games being played in Skyhawk Arena. In addition of Skyhawk Arena, which holds a seating capacity of approximately 4,300 seats, the Elam Center also houses both teams locker rooms, training facility and weight room.

**PAT SUMMITT COURT**

• The floor in the Kathleen and Tom Elam Center is named for former Tennessee Lady Vols head coach Pat Head Summitt who played her collegiate basketball at UT Martin (1970-74) before becoming the winningest basketball coach in the NCAA with 1,098 victories and eight national championships.

# OHIO VALLEY CONFERENCE

## OVC WEEKLY AWARDS

### OVC PLAYER OF THE WEEK

Date	Player	Team
Nov. 15	<b>Kenley McCarn</b>	<b>UT Martin</b>
	Gia Adams	Tennessee State
Nov. 22	Lariah Washington	Eastern Illinois
Nov. 29	Ajulu Thatha	SIUE
	Meredith Riley	Southern Indiana
Dec. 6	Lariah Washington	Eastern Illinois
Dec. 13	Meredith Raley	Southern Indiana
Dec. 20	Lariah Washington	Eastern Illinois
Dec. 27	-	-
Jan. 3	-	-
Jan. 10	-	-
Jan. 17	-	-
Jan. 24	-	-
Jan. 31	-	-
Feb. 7	-	-
Feb. 14	-	-
Feb. 21	-	-
Feb. 28	-	-

### OVC NEWCOMER OF THE WEEK

Date	Player	Team
Nov. 15	Jaiyah Smith	Little Rock
Nov. 22	Macy McGlone	Eastern Illinois
Nov. 29	Veronica Charles	Morehead State
Dec. 6	Veronica Charles	Morehead State
Dec. 13	Erica Haynes-Overton	Tennessee State
Dec. 20	Nikki Metcalfe	Little Rock
Dec. 27	-	-
Jan. 3	-	-
Jan. 10	-	-
Jan. 17	-	-
Jan. 24	-	-
Jan. 31	-	-
Feb. 7	-	-
Feb. 14	-	-
Feb. 21	-	-
Feb. 28	-	-

### OVC FRESHMAN OF THE WEEK

Date	Player	Team
Nov. 15	<b>Kenley McCarn</b>	<b>UT Martin</b>
Nov. 22	<b>Kenley McCarn</b>	<b>UT Martin</b>
Nov. 29	<b>Sharnecce Currie-Jelks</b>	<b>UT Martin</b>
Dec. 6	<b>Sharnecce Currie-Jelks</b>	<b>UT Martin</b>
Dec. 13	Faith Lee	Little Rock
	Alecia Doyle	Southeast Missouri
Dec. 20	<b>Sharnecce Currie-Jelks</b>	<b>UT Martin</b>
Dec. 27	-	-
Jan. 3	-	-
Jan. 10	-	-
Jan. 17	-	-
Jan. 24	-	-
Jan. 31	-	-
Feb. 7	-	-
Feb. 14	-	-
Feb. 21	-	-
Feb. 28	-	-

## OVC STANDINGS

SCHOOL	OVC	PCT.	STREAK	OVERALL	PCT.	HOME	AWAY	NEUTRAL	STREAK
Eastern Illinois	0-0	.000		8-2	.800	4-2	4-0	0-0	W2
Tennessee Tech	0-0	.000		6-3	.667	5-0	1-3	0-0	W3
Southern Indiana	0-0	.000		5-5	.500	3-1	2-4	0-0	L1
Southeast Missouri	0-0	.000		4-6	.400	4-0	0-5	0-1	L1
Tennessee State	0-0	.000		4-6	.400	4-1	0-5	0-0	L3
Morehead State	0-0	.000		4-7	.364	4-1	0-6	0-0	L2
UT Martin	0-0	.000		4-7	.364	1-2	2-3	1-2	L1
Little Rock	0-0	.000		3-7	.300	3-3	0-4	0-0	W1
Lindenwood	0-0	.000		1-9	.100	1-2	0-5	0-2	L1
SIUE	0-0	.000		1-9	.100	0-3	1-5	0-1	L1

## OVC SCHEDULE AT A GLANCE

### Thursday, December 22

Eastern Illinois at Minnesota	3:30 pm	B1G+
UT Martin at Evansville	6 pm	ESPN+

### Thursday, December 29

Tennessee Tech at SIUE*	5 pm	ESPN+
UT Martin at Little Rock*	5 pm	ESPN+
Southeast Missouri at Southern Indiana*	5 pm	ESPN+
Lindenwood at Eastern Illinois*	5 pm	ESPN+
Morehead State at Tennessee State*	5:30 pm	ESPN+

## OVC PRESEASON HONORS

### Predicted Order of Finish

1.	Tennessee Tech (11 first-place votes)	147
2.	<b>UT Martin (Four first-place votes)</b>	<b>134</b>
3.	Little Rock (Four first-place votes)	129
4.	Eastern Illinois	115
5.	Tennessee State (One first-place vote)	95
6.	SIUE	83
7.	Southern Indiana	66
8.	Southeast Missouri	61
9.	Lindenwood	33
	Morehead State	33

### Preseason All-OVC Team

Lariah Washington, Eastern Illinois	G	Sr.
Paige Pipkin, UT Martin	G	Gr.
Gia Adams, Tennessee State	G	So.
Shae Littleford, UT Martin	G	So.
Mikayla Kinnard, SIUE	G	Sr.
Jada Guinn, Tennessee Tech	G	Sr.
Jordan Brock, Tennessee Tech	G	Gr.
Anna Walker, Tennessee Tech	F	Jr.
Seygan Robins, UT Martin	G	Gr.
Hannah Haithcock, Southern Indiana	F	Sr.
Kennedi Watkins, Southeast Missouri	F	So.
Morgan Litwiller, Eastern Illinois	F	Sr.



GET TO KNOW **McMILLAN**

**EDUCATION**

- Undergraduate: Rhodes College, 1989
- Masters: Middle Tennessee, 2007

**PLAYING CAREER HIGHLIGHTS**

- Began career at Wake Forrest in 1985
- Played three years at Rhodes College, 86-89
- 1988 SCAC Player of the Year
- Three-time SCAC All-Conference Selection
- Ranked No. 9 all-time Rhodes (1,372 pts)

**CAREER HISTORY**

**UT MARTIN (2009-PRESENT)**

- Head Coach
- 256-167 in 14 seasons
- Went to four consecutive NCAA Tournaments
- Posted seven 20-win seasons
- Four-time OVC Coach of the Year
- Won six OVC season championships
- Won four OVC Tournament championships
- Led team to nine postseason berths

**GIBSON COUNTY HS (2007-09)**

- Head Coach
- 62-6 record in two seasons
- Won state championship in 2008-09

**MIDDLE TENNESSEE (2005-07)**

- Assistant Coach
- Went to back-to-back NCAA Tournaments

**WESTVIEW HS (1997-2005)**

- Head Coach
- 196-73 record in eight seasons

**MILLINGTON CENTRAL HS (1990-97)**

- Head Coach
- 177-47 in seven seasons

**CHAMPIONSHIPS**

**OVC CHAMPIONSHIP**

- 2012, 2014, 2015, 2016, 2020, 2021

**OVC TOURNAMENT CHAMPIONSHIP**

- 2011, 2012, 2013, 2014

**COACHING HONORS**

- 2009-10 OVC Coach of the Year
- 2010-11 TSWA Women's Coach of the Year
- 2014-15 OVC Coach of the Year
- 2015-16 OVC Coach of the Year
- 2020-21 OVC Coach of the Year



BY THE NUMBERS

- **Overall:** 256-167 (.605)
- **OVC Play:** 169-54 (.758) | **Non-OVC:** 86-110
- **Home:** 131-36 | **Away:** 97-103 | **Neutral:** 27-23
- **Conference Championships:** Six (12, 14, 15, 16, 20, 21)
- **Postseason:** 24-17 | **NCAA:** 0-4 | **WNIT:** 3-4



McMILLAN AT A GLANCE

In his 14 seasons as a NCAA Division I head coach, Kevin McMillan has racked up **256** total wins to serve as the OVC's active leader,

**256**

**10**

McMillan has led the Skyhawks to **10** OVC championships in his 13 seasons - including six regular season and four tournament crowns.

**9**

McMillan has led the Skyhawks to the postseason **nine** times in 13 seasons - including four consecutive NCAA Tournaments from 2010-14.



HEAD COACH **KEVIN McMILLAN**



**YEAR-BY-YEAR HEAD COACHING RECORD**

YEAR	OVERALL	OVC	FINISH	POSTSEASON
2009-10	11-19 .366	8-10 .444	4th	-
2010-11	21-11 .656	14-4 .777	2nd	NCAA Tournament First Round
2011-12	23-9 .719	15-1 .938	1st	NCAA Tournament First Round
2012-13	19-15 .559	11-5 .688	4th	NCAA Tournament First Round
2013-14	24-8 .750	15-1 .938	1st	NCAA Tournament First Round
2014-15	22-11 .667	16-0 1.000	1st	WNIT First Round
2015-16	22-10 .688	14-2 .875	1st	WNIT Second Round
2016-17	12-19 .387	8-8 .500	4th	-
2017-18	19-15 .559	13-5 .722	2nd	WNIT First Round
2018-19	23-9 .718	13-5 .722	2nd	-
2019-20	22-10 .688	16-2 .888	1st	WNIT Qualifier (Canceled)
2020-21	22-6 .785	17-2 .898	1st	WNIT Memphis Regional
2021-22	12-18 .413	9-9 .500	6th	-
2022-23	4-7 .363	0-0 .00	-	-
<b>OVERALL</b>	<b>256-167 .605</b>	<b>169-54 .758</b>		<b>Nine Postseason Appearances</b>

The eighth head coach in UT Martin women's basketball history, Kevin McMillan is in his 14th year at the helm of the Skyhawk program as the school's all-time wins leader with 252 career victories.

Overall, the Skyhawks have won 10 Ohio Valley Conference titles during his 13 seasons at UT Martin – including six regular season titles and four tournament crowns. The Skyhawks reached the postseason in six consecutive seasons and nine seasons overall while reaching the NCAA Tournament in 2011, 2012, 2013 and 2014 while earning a bid to the Women's NIT in 2015, 2016, 2018, 2020 (canceled) and 2021. Additionally, the program has recorded eight 20-win seasons in the past 11 years with the Skyhawks posting a 252-160 record under McMillan, including a 169-54 mark in conference play. His 252 victories rank as the third-highest win total in OVC history, as he accounts for four OVC Coach of the Year awards.

Off the court, McMillan's teams have exceeded the average NCAA Academic Progress Rate in each of his 13 seasons. He has produced two OVC Scholar-Athletes (the highest individual honor in the league) and has graduated 100 percent of his student-athletes who have completed their eligibility in his Skyhawk tenure.

In 2021-22, the Skyhawks battled injuries and illness most of the season before finishing the campaign with a 12-18 overall record while going 9-9 in OVC play. The season snapped a streak of 12 consecutive years in which the Skyhawks finished in the top four of the OVC standings after entering the OVC Basketball Championship as the sixth seed. UT Martin boasted a pair of postseason awards as Paige Pipkin (All-OVC second team) and Shae Littleford (All-Newcomer) represented the squad.

Despite the 2020-21 season facing numerous challenges related to COVID-19 the Skyhawks posted yet another banner year. UT Martin notched its 11th 20-win season in program history after going 22-6 overall while posting a 17-2 mark in league play for the team's seventh regular season championship. In addition to the team's championship run, the squad earned a berth to the WNIT where they posted a pair of wins over Louisiana and Illinois State to become the first team in OVC history to record multiple victories in the same postseason.

Highlighting the season individually was the play of All-OVC forwards Chelsey Perry and Dasia Young who both earned first team honors. Perry was named the OVC Player of the Year for the second straight season after leading the league in multiple statistical categories including scoring (22.9 ppg), field goal percentage (50.2 percent) and field goals made (164). Following the season, Perry made waves by becoming the highest selection in OVC history by being selected 26th overall in the WNBA Draft by the Indiana Fever.

The Skyhawks posted their sixth league title in program history in 2019-20 after posting a 22-10 overall record while going 16-2 in league action. UT Martin would receive a berth into the Women's NIT after falling in the OVC Basketball Championship finals but the postseason event would be canceled because of COVID-19. In a season in which injuries plagued the roster, the Skyhawks continually rose to the occasions with its 10th 20-win season in program history while featuring a pair of All-OVC first-team performers in Perry and Maddie Waldrop.

Perry dominated postseason honors by being named WBCA Coaches' All-American honorable mention, a finalist for the Becky Hammon Mid-Major Player of the Year and OVC Player of the Year selection after ranking first nationally in field goal made (286), second in total points (740) and third in both points per game (23.1) and field goal attempts (386). Meanwhile, Waldrop earned her first All-OVC honor after ranking amongst OVC leaders in defensive rebounds (5.9, fourth), field goal percentage (48.6, fifth), rebounding (7.8 rpg, seventh) and scoring (12.7 ppg, eighth).

Despite having one of the youngest teams in the country on a program which featured just one senior on the roster, the Skyhawks still managed to meet program expectations throughout the 2018-19 season. The Skyhawks would post a 23-9 overall mark while finishing tied for second in the league standings with a record of 13-5. The team's 23 wins tied for the most wins in program history while appearing in the OVC Basketball Championship title contest for the seventh time in the last nine seasons. Highlighting the season was the emergence of senior Emanye Robertson who put the finishing touches on her career with an All-OVC first team and OVC Defense Player of the Year selection. Meanwhile, sophomore Chelsey Perry earned All-OVC second team honors while freshman

Brittini Moore was selected to the OVC All-Newcomer squad.

McMillan saw the Skyhawks return to the postseason for the seventh time in his tenure in 2017-18 with another appearance in the Women's NIT. The Skyhawks would ultimately post a 19-15 overall mark while notching a 13-5 mark in league play to earn the No. 2 seed in the OVC Basketball Championship – where the squad advanced to the tournament finals before falling to No. 22 ranked Belmont in overtime. With the league's automatic bid to the Women's NIT, the Skyhawks would travel to Indiana where they fell to the eventual tournament champions.

Faced with one of the youngest rosters in the nation – boasting just four returners and an abundance of key injuries – the Skyhawks' 2016-17 campaign was a year of highs and lows. UT Martin would post a 12-19 overall record while finishing 8-8 in league play – earning the No. 4 seed in the OVC Basketball Championship before ultimately falling in the tournament semifinals. While the season failed to meet expectations, the squad found growth as three Skyhawks earned All-OVC honors. Spray highlighted the season by becoming just the program's third OVC Freshman of the Year while joining Feldhaus and Mason on the All-OVC second team.

The Skyhawks found success once again during the 2015-16 season, notching the program's eighth 20-win season after finishing with a 22-10 overall record and a 14-2 league mark despite playing with just seven healthy scholarship players for much of the year. The Skyhawks notched their third consecutive regular season title, ranking as the third program in conference history and first since 1993. After winning the season championship, the Skyhawks clinched their sixth straight postseason berth, earning a berth in the Women's NIT where they advanced to the second round before falling to Western Kentucky after defeating Memphis – notching the program's first postseason victory since 1999. With the squad's success, McMillan notched his second straight OVC Coach of the Year award – marking just the second time in league history that a coach has won the award in back-to-back seasons.

The 2014-15 season kept with the theme of several program firsts within McMillan's tenure while the squad's 22-11 overall record marked the program's seventh 20-win season. UT Martin notched yet another piece of OVC history after becoming just the sixth team in league history to finish the conference season with an unblemished record and just the second to finish 16-0. With the perfect conference record, the Skyhawks clinched their third OVC season title in the last four years while posting a league record of 46-2 during the stretch. The season also served as the fifth consecutive postseason appearance for the Skyhawks after earning an invitation to the Women's National Invitational Tournament against Ole Miss.

McMillan's 2013-14 squad recorded its sixth OVC championship during a four-year period with both a regular season and tournament championship. The McMillan led Skyhawks set new program records in victories with 24, while setting a new single season scoring record with 2,681 points en route to receiving the program's first votes in the USA TODAY Sports Top 25 Coaches' Poll and a near upset in the NCAA Tournament against No. 7 North Carolina.

The Skyhawks were led by the play of two premier senior guards in Heather Butler and Jasmine Newsome. Butler finished her career as UT Martin and the OVC's all-time leading scorer with 2,865 career points after being named the league's Player of the Year. Butler finished tied for 16th on the NCAA's all-time scoring list while scoring in double figures every game of her career, spanning 129 games and ranking fifth all-time. She also left the Skyhawks as the best three-point shooter in NCAA history after tying the career three-pointers record with 392.

Joining Butler with postseason accolades was the highly decorated Newsome. Newsome notched her third OVC Defensive Player of the Year honor while finishing her Skyhawk career as the school and league's second all-time leading scorer – second to Butler – with 2,566 career points. The two-time OVC Player of the Year was also named All-Mid Major Player of the Year and Mid Major All-American by College Sports Madness.

In his fourth year, the Skyhawks notched their third consecutive OVC Tournament championship during the 2012-13 season, downing No. 2 seed Tennessee Tech 87-80 in overtime on March 9, 2013. With the victory, UT Martin would advance to their third straight trip to the NCAA Tournament, to take on the Notre Dame Fighting Irish. The Skyhawks suffered a 97-64 setback to the eventual National Championship runner-up despite Butler scoring a tournament-best 37 points in the contest.

In 2011-12, McMillan's Skyhawks captured their second OVC Tournament championship in program history, downing No. 3 seed Tennessee Tech 82-65 on March 5. With the victory, UT Martin advanced to make its second consecutive NCAA Tournament appearance, traveling to the Horizon Center in Rosemont, Ill., to take on the Tennessee Lady Vols. The Skyhawks suffered a 72-49 setback to the hands of alumnus Pat Head Summitt.

Consisting of a roster of mostly West Tennessee players, the Skyhawks went 23-9 with a 15-1 OVC mark despite having a relatively young roster which featured just one senior. The 23-win season was the second consecutive 20-win slate for the Skyhawks while also leading the nation in scoring with 80.1 points per game. The Skyhawks were also the nation's top team in assist-to-turnover ratio (1.43) and sixth in assists (17.7 apg).

The 2010-11 season laid the foundation for the future, as three different Skyhawks combined to win an OVC Record 13 Freshmen of the Week honors along with the OVC Team Sportsmanship Award. McMillan's guided the team to a second place finish during the regular season before winning the program's first OVC Tournament title. With the title, the Skyhawks earned its first berth in the NCAA Tournament and played at Cameron Indoor Arena against the Duke Blue Devils.

The Skyhawks went 21-11 with a 14-4 OVC mark in 2010-11 despite having a roster that was the youngest team in America (only two years of Division-I experience heading into the season). The 20-win season was the first since 1998-99 and fourth 20-win campaign in program history.

McMillan's first season at UT Martin was a transformation in every sense of the work as he took over a program that had just finished 2-27 and went winless in conference play. Under his direction the Skyhawks finished the 2010-11 season with an overall record 11-19 while making the program's first OVC Tournament appearance since 2006-07. McMillan took his team all the way to the semifinals of the tournament along with being named OVC Coach of the Year and TSWA Women's Co-Head Coach of the Year.

Prior to being named head coach of the Skyhawks on June 15, 2009, McMillan posted a decorated career as a high school coach within the state of Tennessee. Through his 17 years in the prep ranks, he accumulated a record of 435-126 while winning one state championships and sporting six state tournament appearances. He has had coaching stints at Gibson County High School in Dyer (2007-09), Westview High School in Martin (1997-2005) and Millington High School in Millington (1990-97). McMillan was twice named the Jackson Sun's West Tennessee Coach of the Year in 2003 and 2009, while being tabbed district Coach of the Year 10 times. He also spent two seasons as an assistant coach at Middle Tennessee State.

McMillan played basketball at Wake Forest for one season (1985) before transferring to Rhodes College to finish out his career from 1986-89. At Rhodes, he was a three-time all-conference selection and in 1988 was named the Southern Collegiate Athletic Conference Player of the Year. In only three seasons, he scored 1,372 career points and still ranks ninth all-time at Rhodes for career points scored.

McMillan received his bachelor's degree in math and business in 1989 from Rhodes, then completed his master's in health and human performance at Middle Tennessee in 2007. He has two sons, Matt and Ben, along with one daughter, Alli.

McMILLAN VS. ALL OPPONENTS

Air Force	2-0	Missouri	0-6
Alabama	2-1	Missouri State	0-1
Alabama Huntsville	2-0	Morehead State	13-7
Arizona	0-1	Murray State	24-7
Arkansas	0-1	Nebraska	0-1
Arkansas State	5-3	Norfolk State	0-1
Austin Peay	22-5	North Carolina	0-1
Baylor	0-1	North Carolina A&T	2-1
Belmont	10-12	North Dakota	1-0
Bowling Green	0-1	Northern Kentucky	0-1
Central Arkansas	1-1	Northwestern	0-4
Cincinnati	2-0	Notre Dame	0-1
Chattanooga	2-4	Ole Miss	0-1
Christian Brothers	1-0	Ohio	0-1
Colorado	0-1	Ohio State	0-1
Dayton	0-1	Oral Roberts	0-1
DePaul	0-1	Pepperdine	0-1
Duke	0-1	Purdue	0-3
Eastern Illinois	22-9	Purdue Fort Wayne	1-0
Eastern Kentucky	17-2	Quinnipiac	1-0
Eastern Washington	0-1	Rhodes College	1-0
Evansville	6-1	Saint Louis	2-2
Florida State	0-1	Saint Mary's	0-1
George Washington	0-0	Samford	4-2
Georgia State	1-1	SIUE	16-8
Gonzaga	0-2	South Dakota	1-0
Hawaii	0-1	South Dakota State	0-1
Houston Baptist	1-0	Southeast Missouri	23-3
Illinois	0-2	Southern Illinois	6-4
Illinois State	3-1	Southern Mississippi	2-0
Indiana	0-2	Stanford	0-1
Indiana State	1-3	Tennessee	0-1
Iowa	0-1	Tennessee State	15-4
IUPUI	1-1	Tennessee Tech	13-6
Jacksonville State	14-3	Troy	0-1
Kansas State	0-1	UAB	0-1
Kentucky	0-2	Vanderbilt	1-4
Lamar	0-1	Virginia Tech	0-1
Lipscomb	2-0	Western Carolina	2-0
Louisiana	1-0	Western Kentucky	1-1
Louisville	0-12	Winthrop	1-0
Marshall	0-2		
Memphis	1-2	<b>Total</b>	<b>256-167</b>
Miami (Ohio)	2-0		
Mississippi State	0-2		
Mississippi Valley State	2-0		

McMILLAN'S RECORD WHEN...

Home Record:	128-36
Road Record:	97-106
Neutral:	28-25
OVC Overall:	169-54
OVC Home:	96-17
OVC Road:	73-37
Ranked opponents:	0-28
Top 10 opponents:	0-12
Leading at half:	203-34
Trailing at half:	47-129
Tied at half:	7-4
UTM outshoots opponent:	206-21
Opponent outshoots UTM:	47-145
UTM shoots more free throws:	176-49
Opponent shoots more free throws:	73-104
UTM shoots the same amount of free throws:	7-11
UTM outrebounds opponent:	124-14
Opponent outrebounds UTM:	125-144
UTM causes more turnovers:	203-64
Opponents causes more turnovers:	45-84
UTM ties in turnovers:	62-16
Nonconference tournaments:	5-16
OVC Tournament:	21-9
NCAA Tournament:	0-4
WNIT:	3-4
Record in November:	36-47
Record in December:	36-52
Record in January:	74-32
Record in February:	81-18
Record in March:	26-16
Games decided by less than five points:	42-47
Games decided by 6-10 points:	53-34
Games decided by 11-20 points:	75-44
Games decided by 20+ points:	86-21
UTM scores 59 or less points:	14-81
UTM scores 60-69 points:	52-49
UTM scores 70-79 points:	73-30
UTM scores 80-89 points:	73-9
UTM scores 90-99 points:	27-0
UTM scores 100+ points:	16-0
Overtime record:	4-10
Record after a loss:	87-66
Longest winning streak:	18 games (2014-15)
Longest losing streak:	6 games (2009/2017/2021)

# BREAKING DOWN EVANSVILLE



## SERIES HISTORY

- Overall: 8-7
- In Martin: 5-2
- In Springfield: 3-5
- Active Streak: UTM W6
- McMillan vs. Evansville: 6-0

### LAST 10 MEETINGS (6-4)

Date	H/A/N	Result
11/27/01	H	L, 86-67
12/15/02	A	L, 88-72
12/14/03	H	L, 66-62
11/19/04	A	L, 54-44
12/11/10	A	W, 63-60
12/16/11	H	W, 78-69
11/28/12	A	W, 73-57
11/25/13	H	W, 93-77
11/29/14	H	W, 84-74
12/12/15	A	W, 75-48



## LAST MEETING

Evansville, Ind. | Dec. 12, 2015

### UT Martin 75

##	Player	GS	MIN	FG	3PT	FT	O-B-T	PF	A	TO	B	S	PTS
20	Schubert, Katie	* 34	5-9	4-5	0-2	1-5-6	0 2 2	0	2	0	2	14	
21	Ward, Jessy	* 26	5-11	4-10	0-0	0-1-1	1 3 0	0	4	0	4	14	
10	Ruffin, Daijia	* 21	4-9	2-2	2-2	1-4-5	1 3 2	1	2	1	2	12	
23	Howard, Haley	* 22	3-6	2-4	2-2	2-4-6	3 4 1	0	1	0	1	10	
14	Roberts, Chelsea	* 21	1-3	0-1	0-0	0-2-2	2 6 0	0	0	0	2		
44	Copney, Shy	19	4-10	0-1	3-4	2-2-4	2 1 3	0	1	1	11		
33	Taylor, Myah	21	3-8	2-5	2-2	1-3-4	3 2 1	0	1	0	1	10	
42	Reed, Tory	14	0-0	0-0	2-2	0-4-4	5 0 0	0	0	0	2		
04	Robertson, Emanye	22	0-1	0-1	0-0	0-2-2	1 1 1	0	1	0	0	0	
TM	TEAM	0	0-0	0-0	0-0	2-1-3	0 0 2	0	2	0	0	0	
Totals		- 200	25-57	14-29	11-14	9-28-37	18 22 12	1	12	75			

Shooting Summary	FG	3PT	FT
1st Quarter	53.33 %	62.50 %	50.00 %
2nd Quarter	33.33 %	40.00 %	100.00 %
3rd Quarter	53.85 %	60.00 %	0.00 %
4th Quarter	35.71 %	33.33 %	87.50 %
Total	43.9 %	48.3 %	78.6 %

### Evansville 48

##	Player	GS	MIN	FG	3PT	FT	O-B-T	PF	A	TO	B	S	PTS
24	Dickey, Sara	* 31	3-12	3-7	4-6	1-4-5	2 2 3	0	1	13			
33	Hawkins, Ashley	* 29	4-8	0-0	2-4	3-5-8	1 1 1	1	1	1	1	10	
14	Langston, Peyton	* 25	4-8	1-2	0-2	1-5-6	2 2 1	0	1	0	1	9	
04	Coleman, Camille	* 24	3-8	0-1	2-2	1-2-3	1 2 1	0	1	8			
15	Johnson, Kenya	* 27	1-5	0-0	0-0	3-2-5	2 3 5	1	2	2	2		
00	Williams, Camary	20	1-4	0-3	1-2	2-1-3	1 0 4	0	0	0	3		
22	Robinson, Sasha	17	1-4	0-0	1-2	1-2-3	3 0 2	2	1	3			
13	Friday, Laura	14	0-4	0-4	0-0	0-0-0	1 0 2	0	1	0			
02	Gasper, Kerri	13	0-1	0-0	0-0	1-0-1	2 1 0	0	0	0	0		
TM	TEAM	0	0-0	0-0	0-0	1-4-5	0 0 1	0	0	0	0		
Totals		- 200	17-54	4-17	10-18	14-25-39	15 11 20	4	8	48			

Shooting Summary	FG	3PT	FT
1st Quarter	35.71 %	0.00 %	75.00 %
2nd Quarter	31.25 %	20.00 %	100.00 %
3rd Quarter	30.00 %	25.00 %	50.00 %
4th Quarter	28.57 %	33.33 %	33.33 %
Total	31.5 %	23.5 %	55.6 %

Score by Periods	1st	2nd	3rd	4th	Total
UT Martin	23	16	17	19	75
Evansville	13	13	10	12	48



## EVANSVILLE SEASON STATISTICS

### Game Records

Record	Overall	Home	Away	Neutral
ALL GAMES	5-3	3-0	2-3	0-0
CONFERENCE	0-0	0-0	0-0	0-0
NON-CONFERENCE	5-3	3-0	2-3	0-0

### Score by Periods

Team	1st	2nd	3rd	4th	OT	TOT
Evansville	135	147	143	138	0	563
Opponents	149	134	164	149	0	596

### Team Box Score

No.	Player	GP-GS	MIN	AVG	Total			3-Point		F-Throw		Rebounds				PF	DQ	A	TO	BLK	STL	PTS	AVG
					FG-FGA	FG%	3FG-3FGA	3FG%	FT-FTA	FT%	OFF	DEF	TOT	AVG									
14	FEIT, Abby	8-8	250:58	31.4	38-91	.418	13-43	.302	29-35	.829	17	55	72	9.0	15	0	10	29	10	18	118	14.8	
32	CLARK, Myia	8-8	238:06	29.8	22-69	.319	14-33	.424	31-38	.816	7	17	24	3.0	8	0	7	22	1	7	89	11.1	
21	GRIFFIN, A'Niah	8-8	180:02	22.5	32-77	.416	8-24	.333	17-31	.548	3	11	14	1.8	22	0	7	16	4	14	89	11.1	
3	TOMANCOVA, Barbora	7-7	163:40	23.4	21-48	.438	1-6	.167	26-28	.929	22	31	53	7.6	23	3	8	19	5	5	69	9.9	
0	MASON STRIVERSON, Kynidi	8-1	170:24	21.3	21-49	.429	4-11	.364	20-28	.714	8	17	25	3.1	3	0	18	16	0	5	66	8.3	
1	NEWMAN, Anna	7-7	186:32	26.6	10-47	.213	2-15	.133	17-27	.630	6	16	22	3.1	20	1	27	19	0	6	39	5.6	
11	MORGAN, Elly	8-0	151:32	18.9	10-24	.417	4-8	.500	11-19	.579	4	9	13	1.6	22	2	8	9	1	5	35	4.4	
22	HUDSON, Jossie	8-1	119:07	14.9	9-21	.429	1-4	.250	6-14	.429	8	7	15	1.9	15	0	5	8	2	7	25	3.1	
11	DUPONT, Celine	8-0	96:08	12.0	8-26	.308	0-5	.000	6-10	.600	9	13	22	2.8	17	0	0	4	5	1	22	2.8	
25	SINCLAIR, Lexie	6-0	28:19	4.7	3-5	.600	1-2	.500	2-3	.667	0	1	1	0.2	2	0	2	6	0	3	9	1.5	
13	MYSZKA, Kodie	5-0	15:08	3.0	1-1	1.000	0-0	.000	0-0	.000	1	2	3	0.6	5	0	0	2	1	0	2	0.4	
Team											22	22	44							3			
Total		8	1600		175-458	.382	48-151	.318	165-233	.708	107	201	308	38.5	152	6	92	153	29	71	563	70.4	
Opponents		8	1600		228-515	.443	40-127	.315	100-151	.662	104	207	311	38.9	181	7	103	144	31	74	596	74.5	

### Team Statistics

	EVANS	OPP
<b>Scoring</b>	<b>563</b>	<b>596</b>
Points per game	70.4	74.5
Scoring margin	-4.1	-
<b>Field goals-att</b>	<b>175-458</b>	<b>228-515</b>
Field goal pct	.382	.443
<b>3 point fg-att</b>	<b>48-151</b>	<b>40-127</b>
3-point FG pct	.318	.315
3-pt FG made per game	6.0	5.0
<b>Free throws-att</b>	<b>165-233</b>	<b>100-151</b>
Free throw pct	.708	.662
F-Throws made per game	20.6	12.5
<b>Rebounds</b>	<b>308</b>	<b>311</b>
Rebounds per game	38.5	38.9
Rebounding margin	-0.4	-
<b>Assists</b>	<b>92</b>	<b>103</b>
Assists per game	11.5	12.9
<b>Turnovers</b>	<b>153</b>	<b>144</b>
Turnovers per game	19.1	18.0
Turnover margin	-1.1	-
Assist/turnover ratio	0.6	0.7
<b>Steals</b>	<b>71</b>	<b>74</b>
Steals per game	8.9	9.3
<b>Blocks</b>	<b>29</b>	<b>31</b>
Blocks per game	3.6	3.9
<b>Winning streak</b>	<b>1</b>	<b>-</b>
Home win streak	3	-
<b>Attendance</b>	<b>662</b>	<b>10197</b>
Home games-Avg/Game	3-221	5-2039
Neutral site-Avg/Game	-	0-0

### Team Results

Date	Opponent	Score	Att.
11/07/2022	at Eastern Ky.	W 89-81	400
11/10/2022	at Iowa	L 62-115	7675
11/16/2022	Chicago St.	W 82-57	0
11/19/2022	at Illinois	L 54-93	1409
11/26/2022	Miami (OH)	W 97-72	312
12/02/2022	at Morehead St.	W 75-65	375
12/08/2022	at Bellarmine	L 40-60	338
12/18/2022	Southeast Mo. St.	W 64-53	350



## EVANSVILLE PURPLE ACES ROSTER

No.	Name	Pos.	Ht.	Class	Hometown / Previous School
0	Kynidi Mason Striverson	G	5-8	Fr.	Sellersburg, Ind. / Silver Creek HS
1	Anna Newman	G	5-4	Gr.	Evansville, Ind. / North HS
3	Barbora Tomancova	C	6-3	R-Jr.	Brno, Czech Republic / FIU
5	Rayah Kincer	G	5-10	Fr.	Indianapolis, Ind. / Franklin Central HS
11	Elly Morgan	G	5-10	So.	Melbourne, Australia / Dandenong Rangers
12	Celine Dupont	F	6-4	R-Jr.	Almelo, The Netherlands / New Mexico
13	Kodie Myszk	F	6-1	So.	Melbourne, Australia / Dandenong Rangers
14	Abby Feit	G/F	6-1	Sr.	Normal, Ill. / Normal Community HS
15	Irene Hernanz Pacios	F	6-3	Fr.	Sarriguren, Navarre, Spain / CB Valle de Egués
21	A'Niah Griffin	G	6-1	5th	Louisville, Ky. / Louisville Manual HS
22	Jossie Hudson	F	6-1	Sr.	Evansville, Ind. / Mater Dei HS
25	Lexie Sinclair	G	5-8	So.	Carol Stream, Ill. / St. Bonaventure
32	Myia Clark	G	5-7	5th	Schaumburg, Ill. / Saint Louis

Head Coach: Robyn Scherr-Wells

# TEAM GAME HIGHS AND LOWS

	UT MARTIN		OPPONENT	
	HIGH	LOW	HIGH	LOW
• Points	84 vs. Troy (11/10)	36 at South Dakota State (12/12)	89 vs. Troy (11/10)	51 vs. Purdue Fort Wayne (11/23)
• First Quarter Points	28 vs. Purdue Fort Wayne (11/23)	6 at South Dakota State (12/12)	21 vs. Norfolk State (11/22)	9 at Vanderbilt (12/4)
• Second Quarter Points	20 vs. Troy (11/10)	9 at South Dakota State (12/12)	23 vs. Murray State (11/30)	8, 2x, vs. Purdue Fort Wayne (11/23)
• First-Half Points	42 vs. Purdue Fort Wayne (11/23)	15 at South Dakota State (12/12)	41 vs. Murray State (11/30)	20 at Vanderbilt (12/4)
• Third Quarter Points	22 at South Dakota (12/14)	9 at Missouri (11/17)	24, 2x, at South Dakota State (12/12)	10 at South Dakota (12/14)
• Fourth Quarter Points	26, 2x, vs. Arkansas State (11/14)	9 at South Dakota State (12/12)	31 vs. Troy (11/10)	6 vs. Arkansas State (11/14)
• Second-Half Points	47 vs. Troy (11/10)	21 at South Dakota State (12/12)	53 vs. Troy (11/10)	21 vs. Arkansas State (11/14)
• Field Goals Made	31 vs. Troy (11/10)	14 at South Dakota State (12/12)	32 vs. Troy (11/10)	18 at Vanderbilt (12/4)
• Field Goal Att.	58 at Vanderbilt (12/4)	47 at South Dakota State (12/12)	84 vs. Troy (11/10)	42 at Vanderbilt (12/4)
• Field Goal %	56.4 vs. Troy (11/10)	29.8 at South Dakota State (12/12)	56.5 at South Dakota State (12/12)	31.1 vs. Purdue Fort Wayne (11/23)
• 3-PT Field Goals Made	10 at Vanderbilt (12/4)	5 at South Dakota State (12/12)	10, 3x, at South Dakota State (12/12)	4 vs. Norfolk State (11/22)
• 3-PT Field Goal Att.	26 at Vanderbilt (12/4)	16 vs. Purdue Fort Wayne (11/23)	33 vs. Troy (11/10)	12 at Vanderbilt (12/4)
• 3-PT Field Goal %	47.4 at Missouri (11/17)	21.1 vs. Murray State (11/30)	62.5 vs. Murray State (11/30)	24.0 at Missouri (11/17)
• FT Made	15, 2x, vs. Norfolk State (11/22)	3 at South Dakota State (12/12)	16 vs. Norfolk State (11/22)	5 vs. Purdue Fort Wayne (11/23)
• FT Attempts	20 vs. Arkansas State (11/14)	4 at Vanderbilt (12/4)	27 at Missouri State (12/17)	6 vs. Purdue Fort Wayne (11/23)
• FT Percentage	100.0 at Vanderbilt (12/4)	42.9 at South Dakota State (12/12)	92.9 vs. Murray State (11/30)	36.5 vs. Arkansas State (11/14)
• Offensive Rebounds	14 vs. Arkansas State (11/14)	4, 2x, at South Dakota State (12/12)	25 vs. Troy (11/10)	6 at South Dakota State (12/12)
• Defensive Rebounds	30, 2x, vs. Purdue Fort Wayne (11/23)	11 vs. Norfolk State (11/22)	33 vs. Murray State (11/30)	17 vs. Purdue Fort Wayne (11/23)
• Total Rebounds	40 vs. Arkansas State (11/14)	18 vs. Norfolk State (11/22)	45 at Missouri State (12/17)	28 vs. Purdue Fort Wayne (11/23)
• Assists	17 at South Dakota (12/14)	7, 2x, at South Dakota State (12/12)	22 at South Dakota State (12/12)	10, 2x, vs. Purdue Fort Wayne (11/23)
• Steals	13 vs. Murray State (11/30)	6, 3x, at South Dakota (12/14)	19 vs. Troy (11/10)	0 vs. Arkansas State (11/14)
• Blocked Shots	8 vs. Murray State (11/30)	0 vs. Norfolk State (11/22)	6 vs. Arkansas State (11/14)	1, 2x, at South Dakota (12/14)
• Turnovers	29 vs. Troy (11/10)	6 vs. Arkansas State (11/14)	25 vs. Norfolk State (11/22)	13 vs. Troy (11/10)
• Fouls	23 at Vanderbilt (12/4)	10 vs. Arkansas State (11/14)	22 vs. Arkansas State (11/14)	13 at Vanderbilt (12/4)

# INDIVIDUAL GAME HIGHS

	UT MARTIN	OPPONENT
• Points	31, Kenley McCarn vs. Troy (11/10)	31, Katelyn Young vs. Murray State (11/30)
• Field Goals Made	12, Kenley McCarn vs. Troy (11/10)	10, Katelyn Young vs. Murray State (11/30)
• Field Goals Attempted	19, 3x, Sharnece Currie-Jelks at South Dakota (12/14)	15, 2x, Katelyn Young vs. Murray State (11/30)
• 3-Point FGs Made	5, Seygan Robins at South Dakota (12/14)	5, Roshala Scott vs. Marshall (11/21)
• 3-Point FGs Att.	9, Seygan Robins at Vanderbilt (12/4)	8, Mailyn Wilkerson vs. Arkansas State (11/14)
• Free Throws Made	7, Sharnece Currie-Jelks vs. Norfolk State (11/22)	8, Katelyn Young vs. Murray State (11/30)
• Free Throws Att.	8, Sharnece Currie-Jelks vs. Norfolk State (11/22)	8, Katelyn Young vs. Murray State (11/30)
• Offensive Rebounds	4, Sharnece Currie-Jelks vs. Troy (11/10)	9, 2x, Makoye Diawara vs. Norfolk State (11/22)
• Defensive Rebounds	11, Sharnece Currie-Jelks vs. Troy (11/10)	10, 2x, Katelyn Young vs. Murray State (11/30)
• Total Rebounds	15, Sharnece Currie-Jelks vs. Troy (11/10)	16, Makoye Diawara vs. Norfolk State (11/22)
• Assists	8, Shae Littleford at Vanderbilt (12/4)	10, Sharonica Hartsfield vs. Troy (11/10)
• Steals	4, 2x, Seygan Robins at South Dakota (12/14)	8, Sharonica Hartsfield vs. Troy (11/10)
• Blocked Shots	4, Sharnece Currie-Jelks vs. Murray State (11/30)	3, Kiayra Ellis vs. Arkansas State (11/14)
• Turnovers	8, 2x, Shae Littleford vs. Norfolk State (11/22)	7, Deja Francis vs. Norfolk State (11/22)
• Minutes Played	39, Shae Littleford vs. Arkansas State (11/14)	38, Izzy Higginbottom vs. Arkansas State (11/14)



MISCELLANEOUS STATS

Double-Figure Scoring Games

Player	19-20	20-21	21-22	22-23	Career
Paige Pipkin	-	8	16	5	29
Seygan Robins	-	7	8	4	19
Shae Littleford	-	-	14	3	17
Sharnece Currie-Jelks	-	-	-	9	9
Kenley McCarn	-	-	-	4	4
Ella Thompson	-	-	3	-	3
Anaya Brown	-	-	-	2	2

20-Point Scoring Games

Player	19-20	20-21	21-22	22-23	Career
Paige Pipkin	-	1	3	1	5
Sharnece Currie-Jelks	-	-	-	2	2
Shae Littleford	-	-	1	-	1
Seygan Robins	-	0	1	-	1
Kenley McCarn	-	-	-	1	1

30-Point Scoring Games

Player	19-20	20-21	21-22	22-23	Career
Paige Pipkin	-	0	1	-	1
Kenley McCarn	-	-	-	1	1

Double-Figure Rebounding Games

Player	19-20	20-21	21-22	22-23	Career
Ella Thompson	-	-	2	-	2
Sharnece Currie-Jelks	-	-	-	1	1
Anaya Brown	-	-	-	1	1

Double-Doubles

Player	19-20	20-21	21-22	22-23	Career
Ella Thompson	-	-	1	-	1
Sharnece Currie-Jelks	-	-	-	1	1
Anaya Brown	-	-	-	1	1

5+ Assist Games

Player	19-20	20-21	21-22	22-23	Career
Paige Pipkin	-	5	2	-	7
Seygan Robins	-	5	2	2	9
Shae Littleford	-	-	1	3	4
Josie Storey	-	-	-	1	1

3+ Steal Games

Player	19-20	20-21	21-22	22-23	Career
Seygan Robins	-	6	5	3	14
Paige Pipkin	-	1	7	2	10
Shae Littleford	-	-	6	3	9
Ella Thompson	-	-	3	-	3
Josie Storey	-	-	-	1	1
Lexi Rubel	-	-	-	1	1

3+ Block Games

Player	19-20	20-21	21-22	22-23	Career
Sharnece Currie-Jelks	-	-	-	1	1



GAME-BY-GAME STARTERS

Date	Opponent	G	G	G	G/F	F	Record
Nov. 10	TROY	Littleford	Robins	McCarn	Rubel	Currie-Jelks	0-1
Nov. 14	ARKANSAS ST	Littleford	Robins	McCarn	Rubel	Currie-Jelks	1-1
Nov. 17	at Missouri	Littleford	Robins	McCarn	Rubel	Currie-Jelks	1-2
Nov. 21	vs. Marshall	Littleford	Boykin	Pipkin	Rubel	Currie-Jelks	1-3
Nov. 22	vs. Norfolk State	Littleford	Robins	Pipkin	Rubel	Currie-Jelks	1-4
Nov. 23	vs. Purdue Fort Wayne	Littleford	Robins	Pipkin	Rubel	Currie-Jelks	2-4
Nov. 30	MURRAY STATE	Littleford	Robins	Pipkin	Rubel	Currie-Jelks	2-5
Dev. 4	at Vanderbilt	Littleford	Robins	Pipkin	Rubel	Currie-Jelks	3-5
Dec. 12	at South Dakota State	Robins	Pipkin	Storey	Brown	Currie-Jelks	3-6
Dec. 14	at South Dakota	Robins	Pipkin	Storey	Brown	Currie-Jelks	4-6
Dec. 17	at Missouri State	Robins	Pipkin	Storey	Brown	Currie-Jelks	4-7
Dec. 22	at Evansville	-	-	-	-	-	-
Dec. 29	at Little Rock*	-	-	-	-	-	-
Dec. 31	MOREHEAD STATE*	-	-	-	-	-	-
Jan. 5	SOUTHEAST MISSOURI*	-	-	-	-	-	-
Jan. 7	TENNESSEE TECH*	-	-	-	-	-	-
Jan. 12	at Tennessee State*	-	-	-	-	-	-
Jan. 14	at Southern Indiana*	-	-	-	-	-	-
Jan. 19	at Southeast Missouri*	-	-	-	-	-	-
Jan. 21	EASTERN ILLINOIS*	-	-	-	-	-	-
Jan. 26	LINDENWOOD*	-	-	-	-	-	-
Jan. 28	SOUTHERN INDIANA*	-	-	-	-	-	-
Feb. 2	at SIUE*	-	-	-	-	-	-
Feb. 4	at Lindenwood*	-	-	-	-	-	-
Feb. 9	at Eastern Illinois*	-	-	-	-	-	-
Feb. 11	LITTLE ROCK*	-	-	-	-	-	-
Feb. 16	SIUE*	-	-	-	-	-	-
Feb. 18	at Tennessee Tech*	-	-	-	-	-	-
Feb. 23	TENNESSEE STATE*	-	-	-	-	-	-
Feb. 25	at Morehead State*	-	-	-	-	-	-



LEADS AND DEFICITS

Date	Opponent	Largest Lead	Largest Deficit	Scoring Margin	Time Led	Time Trailed	Lead/Ties Changes	Result
Nov. 10	TROY	5	14	-5	18:16	16:09	13/10	L, 89-84
Nov. 14	ARKANSAS ST	19	10	+19	15:30	22:05	8/1	W, 73-54
Nov. 17	at Missouri	5	14	-5	14:45	20:44	14/5	L, 60-55
Nov. 21	vs. Marshall	0	16	-13	0:00	39:23	0/0	L, 70-57
Nov. 22	vs. Norfolk State	0	23	-15	0:00	38:06	0/0	L, 70-55
Nov. 23	vs. Purdue Fort Wayne	30	0	+30	39:21	0:00	0/0	W, 81-51
Nov. 30	MURRAY STATE	3	21	-19	2:13	36:55	1/1	L, 71-52
Dev. 4	at Vanderbilt	21	3	+12	34:15	1:56	3/3	W, 66-54
Dec. 12	at South Dakota State	2	43	-39	0:24	35:33	3/3	L, 75-36
Dec. 14	at South Dakota	11	6	+6	24:52	11:13	6/4	W, 67-61
Dec. 17	at Missouri State	3	9	-9	2:42	32:45	2/4	L, 68-59
Dec. 22	at Evansville	-	-	-	-	-	-	-
Dec. 29	at Little Rock*	-	-	-	-	-	-	-
Dec. 31	MOREHEAD STATE*	-	-	-	-	-	-	-
Jan. 5	SOUTHEAST MISSOURI*	-	-	-	-	-	-	-
Jan. 7	TENNESSEE TECH*	-	-	-	-	-	-	-
Jan. 12	at Tennessee State*	-	-	-	-	-	-	-
Jan. 14	at Southern Indiana*	-	-	-	-	-	-	-
Jan. 19	at Southeast Missouri*	-	-	-	-	-	-	-
Jan. 21	EASTERN ILLINOIS*	-	-	-	-	-	-	-
Jan. 26	LINDENWOOD*	-	-	-	-	-	-	-
Jan. 28	SOUTHERN INDIANA*	-	-	-	-	-	-	-
Feb. 2	at SIUE*	-	-	-	-	-	-	-
Feb. 4	at Lindenwood*	-	-	-	-	-	-	-
Feb. 9	at Eastern Illinois*	-	-	-	-	-	-	-
Feb. 11	LITTLE ROCK*	-	-	-	-	-	-	-
Feb. 16	SIUE*	-	-	-	-	-	-	-
Feb. 18	at Tennessee Tech*	-	-	-	-	-	-	-
Feb. 23	TENNESSEE STATE*	-	-	-	-	-	-	-
Feb. 25	at Morehead State*	-	-	-	-	-	-	-



GAME-BY-GAME LEADERS

Date	Opponent	Points	Rebounds	Assists	Steals	Blocks
Nov. 10	TROY	McCarn (31)	Currie-Jelks (15)	Littleford (5)	Littleford (4)	McCarn (2)
Nov. 14	ARKANSAS ST	Pipkin (23)	Currie-Jelks (8)	Littleford (6)	Pipkin (3)	3 Tied (1)
Nov. 17	at Missouri	McCarn (15)	Brown (8)	Littleford (3)	3 Tied (2)	Rubel (1)
Nov. 21	vs. Marshall	McCarn (14)	Rubel (6)	Pipkin (4)	Robins (3)	Brown (1)
Nov. 22	vs. Norfolk State	Currie-Jelks (15)	3 Tied (3)	Robins (5)	Littleford/Storey (3)	None
Nov. 23	vs. Purdue Fort Wayne	Currie-Jelks (21)	Ruble/Brown (7)	Robins (4)	3 Tied (2)	3 Tied (1)
Nov. 30	MURRAY STATE	Currie-Jelks (13)	Currie-Jelks (9)	Pipkin (4)	3 Tied (3)	Currie-Jelks (4)
Dev. 4	at Vanderbilt	Pipkin (19)	Currie-Jelks (7)	Littleford (8)	Rubel (3)	Pipkin (1)
Dec. 12	at South Dakota State	Currie-Jelks (14)	Brown (5)	Robins (3)	3 Tied (2)	Currie-Jelks (1)
Dec. 14	at South Dakota	Currie-Jelks (23)	Brown (11)	Storey (5)	Robins (4)	Brown (2)
Dec. 17	at Missouri State	Currie-Jelks/Robins (14)	Brown (8)	Brown/Pipkin (2)	Robins (4)	3 Tied (1)
Dec. 22	at Evansville	-	-	-	-	-
Dec. 29	at Little Rock*	-	-	-	-	-
Dec. 31	MOREHEAD STATE*	-	-	-	-	-
Jan. 5	SOUTHEAST MISSOURI*	-	-	-	-	-
Jan. 7	TENNESSEE TECH*	-	-	-	-	-
Jan. 12	at Tennessee State*	-	-	-	-	-
Jan. 14	at Southern Indiana*	-	-	-	-	-
Jan. 19	at Southeast Missouri*	-	-	-	-	-
Jan. 21	EASTERN ILLINOIS*	-	-	-	-	-
Jan. 26	LINDENWOOD*	-	-	-	-	-
Jan. 28	SOUTHERN INDIANA*	-	-	-	-	-
Feb. 2	at SIUE*	-	-	-	-	-
Feb. 4	at Lindenwood*	-	-	-	-	-
Feb. 9	at Eastern Illinois*	-	-	-	-	-
Feb. 11	LITTLE ROCK*	-	-	-	-	-
Feb. 16	SIUE*	-	-	-	-	-
Feb. 18	at Tennessee Tech*	-	-	-	-	-
Feb. 23	TENNESSEE STATE*	-	-	-	-	-
Feb. 25	at Morehead State*	-	-	-	-	-

# LAST TIME IT HAPPENED

## SCORING

**UTM Scored..**

- 70-79 points..... 73 vs. Arkansas State (11/14/22)
- 80-89 points..... 81 vs. Purdue Fort Wayne (11/23/22)
- 90-99 points..... 98 vs. Murray State (1/16/20)
- 100+ points..... 110 vs. Mississippi Valley State (12/29/18)
- Fewer than 40 points..... 36 at South Dakota State (12/12/22)

**A UTM player had...**

- 20-29 points..... Sharnece Currie-Jelks (23) at South Dakota (12/14/22)
- 30+ points..... Kenley McCarn (31) vs. Troy (11/10/22)
- 40+ points..... Chelsey Perry (42) vs. Lipscomb (12/16/19)

**Two UT Martin players had...**

- 20+ points..... Perry (28)/Young (22) at Morehead State (1/23/21)
- 25+ points..... Jones (29) & Ward (26) at Tennessee Tech (1/15/15)
- 30+ points..... Newsome (36) and Butler (35) vs. Tennessee Tech (1/20/14)

**UTM had...double-figures scorers**

- Four..... Sharnece Currie-Jelks (23), Seygan Robins (16), Paige Pipkin (13) and Anaya Brown (10) at South Dakota (12/14/22)
- Five..... Robins (18), Waldrop (12), Hicks (12), Young (11) and Pipkin (10) vs. Eastern Kentucky (2/20/21)
- Six..... Taylor (23), Robertson (16), Mason (14), Feldhaus (13), Spray (11) and Eubank (11) vs. Jacksonville State (12/29/16)
- Seven..... Perry (15), Robertson (15), Hicks (14), Davis (11), Hudson (11), Waldrop (10) and Griffin (10) vs. Mississippi Valley State (12/29/18)

**UTM had...players score at least 20 points**

- Two..... Perry (28)/Young (22) at Morehead State (1/23/21)
- Three..... Butler (33), Newsome (24), Jones (20) at Murray State (1/4/14)

## DOUBLE-DOUBLES

**A UTM player...**

- Had a double-double..... Anaya Brown (10p, 11r) at South Dakota (12/14/22)
- Two UTM players w/double-double..... Chelsey Perry (28p, 14r) and Maddie Waldrop (22p, 13r) at Austin Peay (1/4/20)

## SHOOTING

**UTM Shot...**

- 50-59% FG..... 54.5 (30-55) vs. Purdue Fort Wayne (11/23/22)
- 60% FG or better..... 60.5 percent (32-53) at Chattanooga (12/2/17)
- Less than 30% FG..... 29.4 percent (15-51) at Belmont (1/29/22)

**A UTM player...**

- Made 5-7 3-pointers..... Seygan Robins (5) at South Dakota (12/14/22)
- 8+ 3-pointers..... Kendall Spray (8) vs. Murray State (2/3/18)

**A UTM team...**

- Made 10+ 3-pointers..... 10 at Vanderbilt (12/4/22)
- Made 15+ 3-pointers..... 17 at Missouri (12/17/16)
- Did not make a 3-pointer..... at Austin Peay (2/3/09)

**A UTM player...**

- Made 10+ FTs in a game..... Dasia Young (16) vs. Eastern Illinois (3/3/21)\*
- Made 12+ FTs in a game..... Dasia Young (16) vs. Eastern Illinois (3/3/21)\*
- Made 15+ FTs in a game..... Dasia Young (16) vs. Eastern Illinois (3/3/21)\*

**UT Martin as a team...**

- Made 25+ FTs in a game..... 26 (32) vs. Jacksonville State (2/8/20)
- Made 30+ FTs in a game..... 31 (38) vs. SIUE (1/25/14)
- Attempted 25FTs in a game..... 27 (20) vs. SIUE (3/2/22)\*
- Attempted more than 30 FTs..... 31 (21) vs. Morehead State (2/18/21)

## REBOUNDING

**A UTM player had...**

- 10-14 rebounds..... Anaya Brown (11) at South Dakota (12/14/22)
- 15-19 rebounds..... Sharnece Currie-Jelks (15) vs. Troy (11/10/22)
- 20+ rebounds..... None
- Two UTM Players w/ 10+ Rebs..... Perry (14)/Waldrop (13) at Austin Peay (1/4/20)
- 2-straight 10+ rebound games..... Chelsey Perry vs Austin Peay (1/14/21) vs. Murray State (1/16/21)
- 2-straight 14+ rebound games..... Ashia Jones at SIUE (14 on 2/8/14), at Southeast Missouri (15 on 2/15/14)

**A UTM team had...**

- 40+ rebounds..... 40 vs. Arkansas State (11/14/22)
- 50+ rebounds..... 56 vs. Mississippi Valley State (12/29/18)
- 15+ off. rebounds..... 15 vs. SIUE (3/2/22)\*
- 20+ off. rebounds..... 23 at Murray State (1/2/20)
- 25+ off. rebounds..... 28 vs. Christian Brothers (11/19/18)

## ASSISTS

**A UTM player had...**

- 5-9 assists..... Josie Storey (5) at South Dakota (12/14/22)
- 10+ assists..... Tamiah Stanford (10) vs. Murray State (3/4/20)

**As a team UT Martin...**

- Had 15-19 assists..... 17 at South Dakota (12/14/22)
- 20-24 assists..... 23 vs. Belmont (3/6/21)\*
- 25+ assists..... 26 vs. Murray State (3/4/20)

## BLOCKS

**A UTM players...**

- Had 3+ blocks..... Sharnece Currie-Jelks (4) vs. Murray State (11/30/22)
- Had 5+ blocks..... Demi Burdick (5) at Eastern Illinois (2/27/21)

**As a team UT Martin...**

- Had 5+ blocks..... 5 vs. Morehead State (2/16/22)
- Had 10+ blocks..... 10 vs. Tennessee Tech (3/5/21)\*

## STEALS

**A UTM player had...**

- 5-9 steals..... Paige Pipkin (5) vs. SIUE (3/2/22)\*
- 10+ steals..... Ashia Jones (11) at Miami (12/15/14) \*UTM Record

**As a team UT Martin...**

- 10-14 steals..... 12 vs. SIUE (3/2/22)\*
- 15+ steals..... 17 at Southeast Missouri (2/24/22)

## MISCELLANEOUS

**A UTM team...**

- Played an OT game..... L, 71-63 vs. No. 6 Louisville (12/19/19)
- Played a 2OT game..... L, 71-63 vs. No. 6 Louisville (12/19/19)

**A UTM Player...**

- Buzzer-beater..... Ashton Feldhaus vs. SIUE (1/21/17)
- To force OT..... Janekia Mason at Jacksonville State (1/25/18)
- Buzzer-beating 3-pointer..... Taylor Hall vs. Eastern Illinois (2/11/12)
- 3-pointer to force OT..... Janekia Mason at Jacksonville State (1/25/18)
- Game-winner <2 secs..... Chelsey Perry (1.1) at Murray State (2/13/21)
- Free Throw With <5 secs..... Seygan Robins (1.3) vs. Illinois State (11/20/21)
- Four-point play..... Kendall Spray at Murray State (1/28/17)

\* Occurred during the OVC Tournament  
 \$ Occurred during the NCAA Tournament or WNIT

# RECORD BOOK AT A GLANCE

## SINGLE-GAME TEAM RECORDS

**Most Points**

116 vs. Austin Peay (3/1/14)

**Most Field Goals Made**

50 vs. Trevecca (1976-77)

**Most Field Goals Attempted**

97, 36 made, vs. Jacksonville State (1/6/90)

**Most 3-Point Field Goals Made**

18, of 43, at Southern Miss (11/16/11)  
18, of 35, vs. North Dakota (11/14/16)

**Most 3-Point Field Goals Attempted**

47, 17 made, at Morehead State (1/7/16)

**Most Free Throws Made**

39, of 55, vs. Troy State (1/13/86)

**Most Free Throws Attempted**

55, 39 made, vs. Troy State (1/13/86)  
55, 37 made, at Eastern Kentucky (12/3/98)

**Most Rebounds**

63 vs. Bethel (12/7/91)

**Most Assists**

31 vs. Morehead State (1/10/15)

**Most Blocks**

12 vs. Mississippi Valley State (12/29/18)  
12 vs. SIUE (2/9/13)

**Most Forced Turnovers**

36 at Southern Illinois (12/23/13)

**Most Steals**

28 vs. Bethel (12/14/90)

## SINGLE-GAME INDIVIDUAL RECORDS

**Most Points:**

44, Ashia Jones at Murray State (1/31/15)  
44, Heather Butler vs. Austin Peay (3/1/14)  
44, Heather Butler at Eastern Kentucky (2/3/14)  
44, Jasmine Newsome vs. Quinnipiac (11/16/13)

**Most Field Goals Made**

18, Angela Reaves vs. Delta State (1982-83)

**Most Field Goals Attempted**

34, Heather Butler vs. Baylor (11/17/12)

**Best Field Goal Percentage**

12-12, Chastity Bohannon vs. Tennessee St (2/24/98)  
10-10, Andreika Jackson vs. Eastern Illinois (2/11/06)

**Most 3-Point Field Goals Made**

11-of-18, Kendall Spray vs. Rhodes (12/7/17)

**Most 3-Point Field Goals Attempted**

19, Jaclissa Haislip at Murray State (1/29/11)

**Most Free Throws Made**

16, Dasia Young vs. Eastern Illinois (3/3/21)  
16, Jasmine Newsome vs. Quinnipiac (11/16/13)  
16, Jasmine Newsome at Tennessee St (1/2/12)  
16, Tessa Fields vs Evansville (11/13/98)

**Most Free Throws Attempted**

20, Jasmine Newsome at Tennessee St (1/2/12)

**Most Rebounds**

27, Mary Kate Long vs. West Georgia (1/17/87)

**Most Assists**

14, Jasmine Newsome vs. Austin Peay (3/1/14)

**Most Blocks**

8, Chelsey Perry vs. IUPUI (11/25/19)  
8, Rickiesha Bryant vs. Murray State (2/23/13)  
8, Mary Kate Long vs. Lambuth (11/21/86)

**Most Steals**

11, Ashia Jones at Miami (Ohio) (12/15/14)

## SINGLE-SEASON RECORDS

**Most Points**

772, Ashia Jones (2014-15)

**Most Field Goals Made**

287 of 548, Ashia Jones (2014-15)

**Most Field Goals Attempted**

704, 264 made, Heather Butler (2012-13)

**Best Field Goal Percentage**

64.2, (129-201), Rickiesha Bryant (2012-13)

**Most 3-Point Field Goals Made**

125 of 294, Kendall Spray (2017-18)

**Most 3-Point Field Goals Attempted**

319, 105 made, Heather Butler (2012-13)

**Most Free Throws Made**

198 of 261, Ashia Jones (2014-15)

**Most Free Throws Attempted**

261, 198 made, Ashia Jones (2014-15)

**Most Rebounds**

372, Phyllisha Mitchell (2005-09)

**Most Assists**

193, Jasmine Newsome (2011-12)

**Most Blocks**

87, Rickiesha Bryant (2012-13)

**Most Steals**

156, Gwen Long (1989-90)

## CAREER RECORDS

**Most Points**

2,865, Heather Butler (2010-14)

**Most Field Goals Made**

958 of 2,417, Heather Butler (2010-14)

**Most Field Goals Attempted**

2,417, 958 made, Heather Butler (2010-14)

**Best Field Goal Percentage**

53.2, (747-of-1,404), Mary Kate Long (1985-89)

**Most 3-Point Field Goals Made**

392 of 1074, Heather Butler (2010-14)

**Most 3-Point Field Goals Attempted**

1074, 392 made, Heather Butler (2010-14)

**Most Free Throws Made**

620 of 759, Jasmine Newsome (2010-14)

**Most Free Throws Attempted**

759, 620 made, Jasmine Newsome (2010-14)  
759, 564 made, Tara Tansil (1991-94)

**Most Rebounds**

1,318, Mary Kate Long (1985-89)

**Most Assists**

691, Jasmine Newsome (2010-14)

**Most Blocks**

228, Chelsey Perry (2017-2021)

**Most Steals**

411, Gwen Long (1985-88, 1989-90)

# PLAYER SUMMARIES



## SYDNEY BOYKIN

G | 5-9 | Jr. | Clarksville, Tenn. | Mercer



## ELLA THOMPSON

F | 5-11 | So. | Bardstown, Ky. | Bethlehem HS

### SEASON HIGHS

Points	5 vs. Marshall (11/21/22)
FG Made	2 vs. Marshall (11/21/22)
FG Att.	6 vs. Marshall (11/21/22)
3PG Made	1 vs. Marshall (11/21/22)
3FG Att.	4 vs. Marshall (11/21/22)
FT Made	N/A
FT Att.	N/A
Rebounds	1, 2x, at South Dakota State (12/12/22)
Assists	N/A
Steals	1 at South Dakota State (12/12/22)
Blocks	N/A
Minutes	15 vs. Marshall (11/21/22)

### CAREER HIGHS

Points	11 at Western Carolina (2/4/21)
FG Made	5 at Western Carolina (2/4/21)
FG Att.	7 at Western Carolina (2/4/21)
3PG Made	1 vs. Marshall (11/21/22)
3FG Att.	4 vs. Marshall (11/21/22)
FT Made	4 vs. South Carolina State (12/15/20)
FT Att.	4 vs. South Carolina State (12/15/20)
Rebounds	5 at Western Carolina (2/4/21)
Assists	3 at UNCW (12/29/20)
Steals	3 at Western Carolina (2/4/21)
Blocks	1, 2x, at Western Carolina (2/4/21)
Minutes	26 at Western Carolina (2/4/21)

### SEASON HIGHS

Points	2, 2x, at South Dakota (12/14/22)
FG Made	1, 2x, at South Dakota (12/14/22)
FG Att.	4 at South Dakota State (12/12/22)
3PG Made	N/A
3FG Att.	2 at South Dakota State (12/12/22)
FT Made	N/A
FT Att.	N/A
Rebounds	3 at South Dakota (12/14/22)
Assists	4 at South Dakota (12/14/22)
Steals	1 at South Dakota State (12/12/22)
Blocks	N/A
Minutes	21 at South Dakota State (12/12/22)

### CAREER HIGHS

Points	14 at Morehead State (1/24/22)
FG Made	5, 2x, at Morehead State (1/24/22)
FG Att.	10, 2x, vs. Tennessee State (2/5/22)
3PG Made	3, 2x, vs. Eastern Illinois (1/27/22)
3FG Att.	5, 2x, vs. Tennessee State (2/5/22)
FT Made	2, 2x, vs. SIUE (1/1/22)
FT Att.	2, 3x, vs. Morehead State (2/16/22)
Rebounds	12 vs. SIUE (1/1/22)
Assists	4 at South Dakota (12/14/22)
Steals	3, 3x, at SIUE (2/10/22)
Blocks	2 at Morehead State (1/24/22)
Minutes	38 at Morehead State (1/24/22)

### MISCELLANEOUS CAREER STATISTICS

Games Played	57   8 at UTM	Double-Doubles	1
Games Started	1	10+ Points	1
Led Team In Scoring	1	20+ Points	0
Led Team In Rebounding	0	5+ Rebounds	1
Led Team In Assists	0	10+ Rebounds	0
Led Team In Steals	0	5+ Assists	0
Led Team In Blocks	0	3+ Steals	1

### MISCELLANEOUS CAREER STATISTICS

Games Played	24	Double-Doubles	1
Games Started	21	10+ Points	4
Led Team In Scoring	1	20+ Points	0
Led Team In Rebounding	7	5+ Rebounds	8
Led Team In Assists	0	10+ Rebounds	2
Led Team In Steals	1	5+ Assists	0
Led Team In Blocks	3	3+ Steals	3

### BOYKIN GAME-BY-GAME STATISTICS

Date	Opp	GS	Min	FG	3FG	FT	O-D-R	PF	A	TO	S	B	PTS
N10	TROY	-	-	-	-	DNP	-	-	-	-	-	-	-
N14	ASU	-	-	-	-	DNP	-	-	-	-	-	-	-
N17	at MIZ	0:01	0-0	0-0	0-0	0-0-0	0	0	0	0	0	0	0
N21	vs MAR	* 15:04	2-6	1-4	0-0	0-0-0	1	0	1	0	0	0	5
N22	vs NSU	8:50	0-2	0-1	0-0	0-0-0	0	0	0	0	0	0	0
N23	vs PFW	8:35	0-1	0-0	0-0	1-0-1	0	0	0	0	0	0	0
N30	MUR	1:27	0-0	0-0	0-0	0-0-0	0	0	0	0	0	0	0
D4	at VU	0:07	0-0	0-0	0-0	0-0-0	0	0	0	0	0	0	0
D12	at SDSU	7:19	0-2	0-2	0-0	0-1-1	1	0	1	1	0	0	2
D14	at SD	1:28	0-0	0-0	0-0	0-0-0	0	0	0	0	0	0	0
D17	at MOST	1:20	0-0	0-0	0-0	0-0-0	0	0	0	0	0	0	0
D22	at EVAN	-	-	-	-	-	-	-	-	-	-	-	-
D29	at LR*	-	-	-	-	-	-	-	-	-	-	-	-
D31	MOR*	-	-	-	-	-	-	-	-	-	-	-	-
J5	SEMO*	-	-	-	-	-	-	-	-	-	-	-	-
J7	TTU*	-	-	-	-	-	-	-	-	-	-	-	-
J12	at TSU*	-	-	-	-	-	-	-	-	-	-	-	-
J14	at USI*	-	-	-	-	-	-	-	-	-	-	-	-
J19	at SEMO*	-	-	-	-	-	-	-	-	-	-	-	-
J21	EIU*	-	-	-	-	-	-	-	-	-	-	-	-
J26	LIN*	-	-	-	-	-	-	-	-	-	-	-	-
J28	USI*	-	-	-	-	-	-	-	-	-	-	-	-
F2	at SIUE*	-	-	-	-	-	-	-	-	-	-	-	-
F4	at LIN*	-	-	-	-	-	-	-	-	-	-	-	-
F9	at EIU*	-	-	-	-	-	-	-	-	-	-	-	-
F11	LR*	-	-	-	-	-	-	-	-	-	-	-	-
F16	SIUE*	-	-	-	-	-	-	-	-	-	-	-	-
F18	at TTU*	-	-	-	-	-	-	-	-	-	-	-	-
F23	TSU*	-	-	-	-	-	-	-	-	-	-	-	-
F25	at MOR*	-	-	-	-	-	-	-	-	-	-	-	-

### THOMPSON GAME-BY-GAME STATISTICS

Date	Opp	GS	Min	FG	3FG	FT	O-D-R	PF	A	TO	S	B	PTS
N10	TROY	-	-	-	-	DNP	-	-	-	-	-	-	-
N14	ASU	-	-	-	-	DNP	-	-	-	-	-	-	-
N17	at MIZ	-	-	-	-	DNP	-	-	-	-	-	-	-
N21	vs MAR	-	-	-	-	DNP	-	-	-	-	-	-	-
N22	vs NSU	-	-	-	-	DNP	-	-	-	-	-	-	-
N23	vs PFW	-	-	-	-	DNP	-	-	-	-	-	-	-
N30	MUR	-	-	-	-	DNP	-	-	-	-	-	-	-
D4	at VU	-	-	-	-	DNP	-	-	-	-	-	-	-
D12	at SDSU	21:09	1-4	0-2	0-0	0-0-0	1	0	2	1	0	2	2
D14	at SD	14:19	1-2	0-0	0-0	0-3-3	0	4	0	0	0	0	2
D17	at MOST	16:49	0-2	0-1	0-0	0-3-3	3	0	0	0	0	0	0
D22	at EVAN	-	-	-	-	-	-	-	-	-	-	-	-
D29	at LR*	-	-	-	-	-	-	-	-	-	-	-	-
D31	MOR*	-	-	-	-	-	-	-	-	-	-	-	-
J5	SEMO*	-	-	-	-	-	-	-	-	-	-	-	-
J7	TTU*	-	-	-	-	-	-	-	-	-	-	-	-
J12	at TSU*	-	-	-	-	-	-	-	-	-	-	-	-
J14	at USI*	-	-	-	-	-	-	-	-	-	-	-	-
J19	at SEMO*	-	-	-	-	-	-	-	-	-	-	-	-
J21	EIU*	-	-	-	-	-	-	-	-	-	-	-	-
J26	LIN*	-	-	-	-	-	-	-	-	-	-	-	-
J28	USI*	-	-	-	-	-	-	-	-	-	-	-	-
F2	at SIUE*	-	-	-	-	-	-	-	-	-	-	-	-
F4	at LIN*	-	-	-	-	-	-	-	-	-	-	-	-
F9	at EIU*	-	-	-	-	-	-	-	-	-	-	-	-
F11	LR*	-	-	-	-	-	-	-	-	-	-	-	-
F16	SIUE*	-	-	-	-	-	-	-	-	-	-	-	-
F18	at TTU*	-	-	-	-	-	-	-	-	-	-	-	-
F23	TSU*	-	-	-	-	-	-	-	-	-	-	-	-
F25	at MOR*	-	-	-	-	-	-	-	-	-	-	-	-

### BOYKIN CAREER STATISTICS

Year	GP	GS	Min	Avg	Total			3-Point			F-Throw			Rebounds					Scoring					
					FG	FGA	Pct	FG	FGA	Pct	FT	FTA	Pct	Off	Def	Tot	Avg	PF	Ast	TO	Blk	Stl	Pts	Avg
2020-21*	23	0	200	8.7	11	29	.379	0	5	.000	9	13	.692	12	15	27	1.2	21	13	12	2	10	31	1.3
2021-22*	26	0	195	7.5	6	19	.316	0	1	.000	5	8	.625	12	15	27	1.0	16	10	9	0	2	17	0.7
2022-23	9	1	44	4.9	2	11	.182	1	7	.143	0	0	.000	1	1	2	0.2	2	0	2	0	1	5	0.6
<b>TOTAL</b>	<b>9</b>	<b>1</b>	<b>44</b>	<b>4.9</b>	<b>2</b>	<b>11</b>	<b>.182</b>	<b>1</b>	<b>7</b>	<b>.143</b>	<b>0</b>	<b>0</b>	<b>.000</b>	<b>1</b>	<b>1</b>	<b>2</b>	<b>0.2</b>	<b>2</b>	<b>0</b>	<b>2</b>	<b>0</b>	<b>1</b>	<b>5</b>	<b>0.6</b>
All*	58	1	439	7.6	19	59	.322	1	13	.077	14	21	.667	25	31	56	1.0	39	23	23	2	13	53	0.9

\*Played 2020-21 and 2021-22 seasons at Mercer\*

### THOMPSON CAREER STATISTICS

Year	GP	GS	Min	Avg	Total			3-Point			F-Throw			Rebounds					Scoring					
					FG	FGA	Pct	FG	FGA	Pct	FT	FTA	Pct	Off	Def	Tot	Avg	PF	Ast	TO	Blk	Stl	Pts	Avg
2021-22	21	19	562	26.8	48	108	.444	26	59	.441	11	17	.647	12	78	90	4.3	42	9	22	5	22	133	6.3
2022-23	3	0	53	17.7	2	8	.250	0	3	.000	0	0	.000	0	6	6	2.0	4	4	2	0	1	4	1.3
<b>TOTAL</b>	<b>24</b>	<b>19</b>	<b>615</b>	<b>25.6</b>	<b>50</b>	<b>116</b>	<b>.431</b>	<b>26</b>	<b>62</b>	<b>.419</b>	<b>11</b>	<b>17</b>	<b>.647</b>	<b>12</b>	<b>84</b>	<b>96</b>	<b>4.0</b>	<b>46</b>	<b>13</b>	<b>24</b>	<b>5</b>	<b>23</b>	<b>137</b>	<b>5.7</b>

# PLAYER SUMMARIES



## 3 DIAMOND CANNON

F | 5-10 | Jr. | Detroit, Mich. | Bradley



## 4 ANAYA BROWN

F | 6-1 | Fr. | Lexington, Ky. | Lafayette HS

SEASON HIGHS		CAREER HIGHS	
Points	8 vs. Purdue Fort Wayne (11/23/22)	Points	8 vs. Purdue Fort Wayne (11/23/22)
FG Made	3 vs. Purdue Fort Wayne (11/23/22)	FG Made	3 vs. Purdue Fort Wayne (11/23/22)
FG Att.	5 vs. Purdue Fort Wayne (11/23/22)	FG Att.	5 vs. Purdue Fort Wayne (11/23/22)
3PG Made	N/A	3PG Made	1, 2x, at LSU (12/18/21)
3PG Att.	N/A	3PG Att.	2 at South Dakota (12/6/21)
FT Made	2 vs. Purdue Fort Wayne (11/23/22)	FT Made	2 vs. Purdue Fort Wayne (11/23/22)
FT Att.	2, 3x, at South Dakota (12/14/22)	FT Att.	2, 4x, at South Dakota (12/14/22)
Rebounds	4 vs. Purdue Fort Wayne (11/23/22)	Rebounds	4 vs. Purdue Fort Wayne (11/23/22)
Assists	N/A	Assists	1 vs. Upper Iowa (11/15/21)
Steals	2 vs. Norfolk State (11/23/22)	Steals	2 vs. Norfolk State (11/23/22)
Blocks	1 at South Dakota (12/14/22)	Blocks	1 at South Dakota (12/14/22)
Minutes	18 at Missouri State (12/17/22)	Minutes	18 at Missouri State (12/17/22)

SEASON HIGHS		CAREER HIGHS	
Points	10 at South Dakota (12/14/22)	Points	10 at South Dakota (12/14/22)
FG Made	3, 3x, at Missouri State (12/17/22)	FG Made	3, 3x, at Missouri State (12/17/22)
FG Att.	6, 2x, vs. Purdue Fort Wayne (11/23/22)	FG Att.	6, 2x, vs. Purdue Fort Wayne (11/23/22)
3PG Made	3, 2x, vs. Purdue Fort Wayne (11/23/22)	3PG Made	3, 2x, vs. Purdue Fort Wayne (11/23/22)
3PG Att.	4, 2x, vs. Purdue Fort Wayne (11/23/22)	3PG Att.	4, 2x, vs. Purdue Fort Wayne (11/23/22)
FT Made	6 at Missouri State (12/17/22)	FT Made	5 at South Dakota (12/14/22)
FT Att.	8 at Missouri State (12/17/22)	FT Att.	8 at Missouri State (12/17/22)
Rebounds	11 at South Dakota (12/14/22)	Rebounds	11 at South Dakota (12/14/22)
Assists	4 vs. Marshall (11/21/22)	Assists	4 vs. Marshall (11/21/22)
Steals	2, 2x, at Missouri State (12/17/22)	Steals	2, 2x, at Missouri State (12/17/22)
Blocks	2 at South Dakota (12/14/22)	Blocks	2 at South Dakota (12/14/22)
Minutes	38 at South Dakota (12/14/22)	Minutes	38 at South Dakota (12/14/22)

MISCELLANEOUS CAREER STATISTICS			
Games Played	15	10 at UTM	
Games Started	0		
Led Team In Scoring	0		
Led Team In Rebounding	0		
Led Team In Assists	0		
Led Team In Steals	0		
Led Team In Blocks	0		
Double-Doubles	0		
10+ Points	0		
20+ Points	0		
5+ Rebounds	0		
10+ Rebounds	0		
5+ Assists	0		
3+ Steals	0		

MISCELLANEOUS CAREER STATISTICS			
Games Played	11		
Games Started	3		
Led Team In Scoring	0		
Led Team In Rebounding	3		
Led Team In Assists	1		
Led Team In Steals	0		
Led Team In Blocks	0		
Double-Doubles	1		
10+ Points	2		
20+ Points	0		
5+ Rebounds	4		
10+ Rebounds	1		
5+ Assists	0		
3+ Steals	0		

CANNON GAME-BY-GAME STATISTICS													
Date	Opp	GS	Min	FG	3FG	FT	O-D-R	PF	A	TO	S	B	PTS
N10	TROY		6:08	0-1	0-0	0-0	0-1-1	4	0	1	0	0	0
N14	ASU	-	-	-	-	DNP	-	-	-	-	-	-	-
N17	at MIZ		0:01	0-0	0-0	0-0	0-0-0	0	0	0	0	0	0
N21	vs MAR		10:59	0-1	0-0	0-0	0-1-1	0	0	1	0	0	0
N22	vs NSU		11:45	2-2	0-0	0-0	0-1-1	2	0	1	2	0	4
N23	vs PFW		11:04	3-5	0-0	2-2	1-3-4	1	0	1	1	0	8
N30	MUR		10:20	2-3	0-0	1-2	2-1-3	0	0	2	0	0	5
D4	at VU		3:25	0-0	0-0	0-0	0-0-0	0	0	1	0	0	0
D12	at SDSU		13:46	0-1	0-1	0-0	0-3-3	0	0	0	0	0	0
D14	at SD		14:07	0-3	0-2	0-0	0-2-2	2	1	1	0	1	0
D17	at MOST		17:53	2-3	0-0	0-0	0-1-1	0	0	1	1	0	4
D22	at EVAN	-	-	-	-	-	-	-	-	-	-	-	-
D29	at LR*	-	-	-	-	-	-	-	-	-	-	-	-
D31	MOR*	-	-	-	-	-	-	-	-	-	-	-	-
J5	SEMO*	-	-	-	-	-	-	-	-	-	-	-	-
J7	TTU*	-	-	-	-	-	-	-	-	-	-	-	-
J12	at TSU*	-	-	-	-	-	-	-	-	-	-	-	-
J14	at USI*	-	-	-	-	-	-	-	-	-	-	-	-
J19	at SEMO*	-	-	-	-	-	-	-	-	-	-	-	-
J21	EIU*	-	-	-	-	-	-	-	-	-	-	-	-
J26	LIN*	-	-	-	-	-	-	-	-	-	-	-	-
J28	USI*	-	-	-	-	-	-	-	-	-	-	-	-
F2	at SIUE*	-	-	-	-	-	-	-	-	-	-	-	-
F4	at LIN*	-	-	-	-	-	-	-	-	-	-	-	-
F9	at EIU*	-	-	-	-	-	-	-	-	-	-	-	-
F11	LR*	-	-	-	-	-	-	-	-	-	-	-	-
F16	SIUE*	-	-	-	-	-	-	-	-	-	-	-	-
F18	at TTU*	-	-	-	-	-	-	-	-	-	-	-	-
F23	TSU*	-	-	-	-	-	-	-	-	-	-	-	-
F25	at MOR*	-	-	-	-	-	-	-	-	-	-	-	-

BROWN GAME-BY-GAME STATISTICS													
Date	Opp	GS	Min	FG	3FG	FT	O-D-R	PF	A	TO	S	B	PTS
N10	TROY		27:13	1-2	1-2	0-0	0-3-3	3	2	4	1	0	3
N14	ASU		15:01	0-3	0-0	3-4	2-4-6	3	0	1	0	0	3
N17	at MIZ		26:33	3-5	3-4	0-0	0-8-8	0	0	0	0	0	9
N21	vs MAR		19:31	3-6	2-3	0-0	0-1-1	1	4	0	1	0	8
N22	vs NSU		21:34	2-5	1-2	1-2	1-2-3	2	1	1	1	0	6
N23	vs PFW		21:47	2-6	0-1	3-4	3-4-7	1	2	1	0	0	7
N30	MUR		24:26	1-3	0-1	0-0	1-0-1	3	1	0	0	1	2
D4	at VU		19:59	1-2	1-1	0-0	1-0-1	1	0	2	1	0	3
D12	at SDSU	*	24:31	0-4	0-0	0-0	0-5-5	5	1	4	2	0	0
D14	at SD	*	37:34	2-4	1-1	5-6	1-10-11	3	1	2	0	2	10
D17	at MOST	*	33:06	3-9	0-2	6-8	3-5-8	5	2	0	2	1	12
D22	at EVAN	-	-	-	-	-	-	-	-	-	-	-	-
D29	at LR*	-	-	-	-	-	-	-	-	-	-	-	-
D31	MOR*	-	-	-	-	-	-	-	-	-	-	-	-
J5	SEMO*	-	-	-	-	-	-	-	-	-	-	-	-
J7	TTU*	-	-	-	-	-	-	-	-	-	-	-	-
J12	at TSU*	-	-	-	-	-	-	-	-	-	-	-	-
J14	at USI*	-	-	-	-	-	-	-	-	-	-	-	-
J19	at SEMO*	-	-	-	-	-	-	-	-	-	-	-	-
J21	EIU*	-	-	-	-	-	-	-	-	-	-	-	-
J26	LIN*	-	-	-	-	-	-	-	-	-	-	-	-
J28	USI*	-	-	-	-	-	-	-	-	-	-	-	-
F2	at SIUE*	-	-	-	-	-	-	-	-	-	-	-	-
F4	at LIN*	-	-	-	-	-	-	-	-	-	-	-	-
F9	at EIU*	-	-	-	-	-	-	-	-	-	-	-	-
F11	LR*	-	-	-	-	-	-	-	-	-	-	-	-
F16	SIUE*	-	-	-	-	-	-	-	-	-	-	-	-
F18	at TTU*	-	-	-	-	-	-	-	-	-	-	-	-
F23	TSU*	-	-	-	-	-	-	-	-	-	-	-	-
F25	at MOR*	-	-	-	-	-	-	-	-	-	-	-	-

CANNON CAREER STATISTICS																								
Year	GP	GS	Min	Avg	Total		3-Point		F-Throw		Rebounds			Scoring										
					FG	FGA	Pct	FG	FGA	Pct	FT	FTA	Pct	Off	Def	Tot	Avg	PF	Ast	To	Blk	Stl	Pts	Avg
2021-22*	5	0	14	2.8	3	6	.500	2	4	.500	1	2	.500	1	2	3	0.6	2	1	0	0	0	9	1.8
2022-23	10	0	99	9.9	9	19	.474	0	3	.000	3	4	.750	3	13	16	1.6	9	1	9	1	4	21	2.1
TOTAL	15	0	113	7.5	12	25	.480	2	7	.286	4	6	.667	4	15	19	1.3	11	2	9	1	4	30	2.0

\*Played 2021-22 seasons at Bradley\*

BROWN CAREER STATISTICS																								
Year	GP	GS	Min	Avg	Total		3-Point		F-Throw		Rebounds			Scoring										
					FG	FGA	Pct	FG	FGA	Pct	FT	FTA	Pct	Off	Def	Tot	Avg	PF	Ast	To	Blk	Stl	Pts	Avg
2022-23	11	3	271	24.6	18	49	.367	8	16	.500	19	26	.731	13	42	55	5.0	30	10	15	5	7	63	5.7
TOTAL	11	3	271	24.6	18	49	.367	8	16	.500	19	26	.731	13	42	55	5.0	30	10	15	5	7	63	5.7

# PLAYER SUMMARIES



## SEYGAN ROBINS

G | 5-8 | Gr. | Harrodsburg, Ky. | Louisville



## SHAE LITTLEFORD

G | 5-7 | So. | Charleston, Ill. | Charleston HS

### SEASON HIGHS

Points	16 at South Dakota (12/14/22)
FG Made	5, 4x, at Missouri State (12/17/22)
FG Att.	13 at Vanderbilt (12/5/22)
3PG Made	5 at South Dakota (12/14/22)
3FG Att.	9 at Vanderbilt (12/5/22)
FT Made	4 vs. Norfolk State (11/22/22)
FT Att.	4 vs. Norfolk State (11/22/22)
Rebounds	3, 2x, at Missouri State (12/17/22)
Assists	5, 2x, at Vanderbilt (12/5/22)
Steals	4, 2x, at Missouri State (12/17/22)
Blocks	1 vs. Purdue Fort Wayne (11/23/22)
Minutes	38, 2x, at Missouri State (12/17/22)

### CAREER HIGHS

Points	26 vs. SIUE (3/2/22)
FG Made	7 vs. SIUE (3/2/22)
FG Att.	15 vs. SIUE (3/2/22)
3PG Made	6, 3x, vs. SIUE (3/2/22)
3FG Att.	12 vs. SIUE (3/2/22)
FT Made	6 vs. SIUE (3/2/22)
FT Att.	6 vs. SIUE (3/2/22)
Rebounds	7 vs. Western Kentucky (11/15/21)
Assists	6, 4x, vs. SIUE (3/2/22)
Steals	5 vs. Tennessee State (2/5/22)
Blocks	1, 6x, vs. Purdue Fort Wayne (11/23/22)
Minutes	39, 2x, at Kansas State (11/12/21)

### SEASON HIGHS

Points	19 vs. Arkansas State (11/14/22)
FG Made	6 vs. Arkansas State (11/14/22)
FG Att.	14, 2x, vs. Murray State (11/30/22)
3PG Made	2, 3x, at Vanderbilt (12/5/22)
3FG Att.	7 at Vanderbilt (12/5/22)
FT Made	6 vs. Troy (11/10/22)
FT Att.	6, 2x, vs. Arkansas State (11/14/22)
Rebounds	5, 2x, vs. Arkansas State (11/14/22)
Assists	8 at Vanderbilt (12/5/22)
Steals	4 vs. Troy (11/10/22)
Blocks	1 vs. Murray State (11/30/22)
Minutes	39 vs. Arkansas State (11/14/22)

### CAREER HIGHS

Points	21 vs. Morehead State (2/16/22)
FG Made	6, 3x, vs. Arkansas State (11/14/22)
FG Att.	14, 2x, vs. Arkansas State (11/14/22)
3PG Made	4 vs. Morehead State (2/16/22)
3FG Att.	7 at Vanderbilt (12/5/22)
FT Made	8 vs. SIUE (3/2/22)
FT Att.	12 vs. SIUE (3/2/22)
Rebounds	6 vs. Saint Louis (12/5/21)
Assists	8 at Vanderbilt (12/5/22)
Steals	6 at Southeast Missouri (2/24/22)
Blocks	1, 4x, vs. Murray State (11/30/22)
Minutes	40, 5x, vs. Belmont (2/7/22)

### MISCELLANEOUS CAREER STATISTICS

Games Played	84	56 at UTM	Double-Doubles	0
Games Started	47	at UTM	10+ Points	17
Led Team In Scoring	5		20+ Points	1
Led Team In Rebounding	0		5+ Rebounds	7
Led Team In Assists	25		10+ Rebounds	0
Led Team In Steals	18		5+ Assists	8
Led Team In Blocks	3		3+ Steals	13

### MISCELLANEOUS CAREER STATISTICS

Games Played	32	Double-Doubles	0
Games Started	31	10+ Points	17
Led Team In Scoring	4	20+ Points	1
Led Team In Rebounding	1	5+ Rebounds	4
Led Team In Assists	7	10+ Rebounds	0
Led Team In Steals	10	5+ Assists	3
Led Team In Blocks	2	3+ Steals	10

### ROBINS GAME-BY-GAME STATISTICS

Date	Opp	GS	Min	FG	3FG	FT	O-D-R	PF	A	T	S	B	PTS
N10	TROY	*	31:16	5-12	4-8	0-0	0-1-1	0	0	8	1	0	14
N14	ASU	*	16:36	0-6	0-1	0-0	0-2-2	0	1	1	0	0	0
N17	at MIZ	*	28:01	1-3	1-2	0-0	0-0-0	2	1	1	0	0	3
N21	vs MAR	*	19:36	1-3	1-2	0-0	0-0-0	1	1	0	3	0	3
N22	vs NSU	*	26:42	2-4	2-4	4-4	0-1-1	1	5	1	0	0	10
N23	vs PFW	*	28:30	2-5	2-3	3-3	0-3-3	0	4	2	2	1	9
N30	MUR	*	35:46	2-7	1-5	2-2	0-1-1	1	3	2	3	0	7
D4	at VU	*	30:33	5-13	4-9	0-0	0-1-1	5	5	4	1	0	14
D12	at SDSU	*	32:41	2-7	2-5	0-0	1-1-2	1	3	7	2	0	6
D14	at SD	*	37:44	5-9	5-8	1-2	0-2-2	3	3	3	4	0	16
D17	at MOST	*	38:04	5-10	2-5	2-2	0-3-3	4	1	5	4	0	14
D22	at EVAN	-	-	-	-	-	-	-	-	-	-	-	-
D29	at LR*	-	-	-	-	-	-	-	-	-	-	-	-
D31	MOR*	-	-	-	-	-	-	-	-	-	-	-	-
J5	SEMO*	-	-	-	-	-	-	-	-	-	-	-	-
J7	TTU*	-	-	-	-	-	-	-	-	-	-	-	-
J12	at TSU*	-	-	-	-	-	-	-	-	-	-	-	-
J14	at USI*	-	-	-	-	-	-	-	-	-	-	-	-
J19	at SEMO*	-	-	-	-	-	-	-	-	-	-	-	-
J21	EIU*	-	-	-	-	-	-	-	-	-	-	-	-
J26	LIN*	-	-	-	-	-	-	-	-	-	-	-	-
J28	USI*	-	-	-	-	-	-	-	-	-	-	-	-
F2	at SIUE*	-	-	-	-	-	-	-	-	-	-	-	-
F4	at LIN*	-	-	-	-	-	-	-	-	-	-	-	-
F9	at EIU*	-	-	-	-	-	-	-	-	-	-	-	-
F11	LR*	-	-	-	-	-	-	-	-	-	-	-	-
F16	SIUE*	-	-	-	-	-	-	-	-	-	-	-	-
F18	at TTU*	-	-	-	-	-	-	-	-	-	-	-	-
F23	TSU*	-	-	-	-	-	-	-	-	-	-	-	-
F25	at MOR*	-	-	-	-	-	-	-	-	-	-	-	-

### LITTLEFORD GAME-BY-GAME STATISTICS

Date	Opp	GS	Min	FG	3FG	FT	O-D-R	PF	A	T	S	B	PTS
N10	TROY	*	25:42	1-3	0-0	6-6	1-4-5	4	5	2	4	0	8
N14	ASU	*	39:28	6-14	2-5	5-6	3-2-5	3	6	0	1	0	19
N17	at MIZ	*	22:13	0-3	0-0	2-2	0-2-2	4	3	5	2	0	2
N21	vs MAR	*	26:11	0-5	0-2	0-0	0-1-1	2	3	2	0	0	0
N22	vs NSU	*	30:55	2-7	0-4	2-2	0-0-0	0	1	8	3	0	6
N23	vs PFW	*	34:55	5-7	1-2	0-0	0-4-4	3	3	3	0	0	11
N30	MUR	*	36:40	4-14	2-5	1-3	0-2-2	2	1	2	3	1	11
D4	at VU	*	36:05	5-11	2-7	2-2	0-3-3	4	8	3	0	0	14
D12	at SDSU	-	-	-	-	DNP	-	-	-	-	-	-	-
D14	at SD	-	-	-	-	DNP	-	-	-	-	-	-	-
D17	at MOST	-	-	-	-	DNP	-	-	-	-	-	-	-
D22	at EVAN	-	-	-	-	-	-	-	-	-	-	-	-
D29	at LR*	-	-	-	-	-	-	-	-	-	-	-	-
D31	MOR*	-	-	-	-	-	-	-	-	-	-	-	-
J5	SEMO*	-	-	-	-	-	-	-	-	-	-	-	-
J7	TTU*	-	-	-	-	-	-	-	-	-	-	-	-
J12	at TSU*	-	-	-	-	-	-	-	-	-	-	-	-
J14	at USI*	-	-	-	-	-	-	-	-	-	-	-	-
J19	at SEMO*	-	-	-	-	-	-	-	-	-	-	-	-
J21	EIU*	-	-	-	-	-	-	-	-	-	-	-	-
J26	LIN*	-	-	-	-	-	-	-	-	-	-	-	-
J28	USI*	-	-	-	-	-	-	-	-	-	-	-	-
F2	at SIUE*	-	-	-	-	-	-	-	-	-	-	-	-
F4	at LIN*	-	-	-	-	-	-	-	-	-	-	-	-
F9	at EIU*	-	-	-	-	-	-	-	-	-	-	-	-
F11	LR*	-	-	-	-	-	-	-	-	-	-	-	-
F16	SIUE*	-	-	-	-	-	-	-	-	-	-	-	-
F18	at TTU*	-	-	-	-	-	-	-	-	-	-	-	-
F23	TSU*	-	-	-	-	-	-	-	-	-	-	-	-
F25	at MOR*	-	-	-	-	-	-	-	-	-	-	-	-

### ROBINS CAREER STATISTICS

Year	GP	GS	Min	Avg	Total		3-Point		F-Throw		Rebounds				Scoring									
					FG	FGA	Pct	FG	FGA	Pct	FT	FTA	Pct	Off	Def	Tot	Avg	PF	Ast	To	Blk	Stl	Pts	Avg
2018-19*	26	0	195	7.5	13	37	.351	8	30	.267	7	12	.583	2	11	13	0.5	21	21	18	1	9	41	1.6
2019-20*	2	0	22	11.0	0	5	.000	0	4	.000	0	0	.000	0	6	6	3.0	5	1	2	0	2	0	0.0
2020-21	27	27	834	30.9	69	162	.426	48	106	.453	23	29	.793	10	50	60	2.2	47	90	68	2	37	209	7.7
2021-22	19	10	579	30.5	61	154	.396	42	96	.438	23	24	.958	6	40	46	2.4	37	53	37	2	30	187	9.8
2022-23	11	10	327	29.7	30	79	.380	24	52	.462	12	13	.923	1	15	16	1.5	18	27	34	1	20	96	8.7
TOTAL	57	47	1740	30.5	160	395	.405	114	254	.449	58	66	.879	17	105	122	2.1	102	170	139	5	87	492	8.6
All*	85	47	1957	23.0	173	437	.396	122	288	.424	65	78	.833	19	122	141	1.7	128	192	159	6	98	533	6.3

\*Played 2018-19 and 2019-20 seasons at Louisville

### LITTLEFORD CAREER STATISTICS

Year	GP	GS	Min	Avg	Total		3-Point		F-Throw		Rebounds				Scoring									
					FG	FGA	Pct	FG	FGA	Pct	FT	FTA	Pct	Off	Def	Tot	Avg	PF	Ast	To	Blk	Stl	Pts	Avg
2021-22	24	23	827	34.5	83	226	.367	18	59	.305	81	109	.743	8	50	58	2.4	51	49	66	3	42	265	11.0
2022-23	8	8	249	31.1	23	64	.359	7	25	.280	18	21	.857	4	18	22	2.8	22	30	25	1	13	71	8.9
TOTAL	32	31	1076	33.6	106	290	.366	25	84	.298	99	130	.762	12	68	80	2.5	73	79	91	4	55	336	10.5

# PLAYER SUMMARIES



## LEXI RUBEL

G/F | 6-1 | Fr. | Cape Girardeau, Mo. | Notre Dame HS



## SHARNECCE CURRIE-JELKS

F | 6-2 | Fr. | Jackson, Tenn. | Southside HS

SEASON HIGHS		CAREER HIGHS	
<b>Points</b>	12 vs. Purdue Fort Wayne (11/23/22)	<b>Points</b>	12 vs. Purdue Fort Wayne (11/23/22)
<b>FG Made</b>	4 vs. Purdue Fort Wayne (11/23/22)	<b>FG Made</b>	4 vs. Purdue Fort Wayne (11/23/22)
<b>FG Att.</b>	8 vs. Murray State (11/30/22)	<b>FG Att.</b>	8 vs. Murray State (11/30/22)
<b>3PG Made</b>	1, 2x, vs. Purdue Fort Wayne (11/23/22)	<b>3PG Made</b>	1, 2x, vs. Purdue Fort Wayne (11/23/22)
<b>3PG Att.</b>	3 vs. Murray State (11/30/22)	<b>3PG Att.</b>	3 vs. Murray State (11/30/22)
<b>FT Made</b>	3 vs. Purdue Fort Wayne (11/23/22)	<b>FT Made</b>	3 vs. Purdue Fort Wayne (11/23/22)
<b>FT Att.</b>	4 vs. Purdue Fort Wayne (11/23/22)	<b>FT Att.</b>	4 vs. Purdue Fort Wayne (11/23/22)
<b>Rebounds</b>	7 vs. Purdue Fort Wayne (11/23/22)	<b>Rebounds</b>	7 vs. Purdue Fort Wayne (11/23/22)
<b>Assists</b>	3 vs. Murray State (11/30/22)	<b>Assists</b>	3 vs. Murray State (11/30/22)
<b>Steals</b>	3 at Vanderbilt (12/5/22)	<b>Steals</b>	3 at Vanderbilt (12/5/22)
<b>Blocks</b>	1, 4x, vs. Murray State (11/30/22)	<b>Blocks</b>	1, 4x, vs. Murray State (11/30/22)
<b>Minutes</b>	31 vs. Arkansas State (11/14/22)	<b>Minutes</b>	31 vs. Arkansas State (11/14/22)

SEASON HIGHS		CAREER HIGHS	
<b>Points</b>	23 at South Dakota (12/14/22)	<b>Points</b>	23 at South Dakota (12/14/22)
<b>FG Made</b>	10, 2x, at South Dakota (12/14/22)	<b>FG Made</b>	10, 2x, at South Dakota (12/14/22)
<b>FG Att.</b>	19 at South Dakota (12/14/22)	<b>FG Att.</b>	19 at South Dakota (12/14/22)
<b>3PG Made</b>	1, 3x, at Missouri State (12/17/22)	<b>3PG Made</b>	1, 3x, at Missouri State (12/17/22)
<b>3PG Att.</b>	4 at Missouri State (12/17/22)	<b>3PG Att.</b>	4 at Missouri State (12/17/22)
<b>FT Made</b>	7 vs. Norfolk State (11/22/22)	<b>FT Made</b>	7 vs. Norfolk State (11/22/22)
<b>FT Att.</b>	8 vs. Norfolk State (11/22/22)	<b>FT Att.</b>	8 vs. Norfolk State (11/22/22)
<b>Rebounds</b>	15 vs. Troy (11/10/22)	<b>Rebounds</b>	15 vs. Troy (11/10/22)
<b>Assists</b>	2, 2x, at South Dakota State (12/12/22)	<b>Assists</b>	2 vs. Purdue Fort Wayne (11/23/22)
<b>Steals</b>	2, 3x, at Vanderbilt (12/5/22)	<b>Steals</b>	2, 2x, vs. Murray State (11/30/22)
<b>Blocks</b>	4 vs. Murray State (11/30/22)	<b>Blocks</b>	4 vs. Murray State (11/30/22)
<b>Minutes</b>	32 vs. Troy (11/10/22)	<b>Minutes</b>	32 vs. Troy (11/10/22)

MISCELLANEOUS CAREER STATISTICS			
<b>Games Played</b>	8	<b>Double-Doubles</b>	0
<b>Games Started</b>	8	<b>10+ Points</b>	1
<b>Led Team In Scoring</b>	0	<b>20+ Points</b>	0
<b>Led Team In Rebounding</b>	2	<b>5+ Rebounds</b>	4
<b>Led Team In Assists</b>	0	<b>10+ Rebounds</b>	0
<b>Led Team In Steals</b>	2	<b>5+ Assists</b>	0
<b>Led Team In Blocks</b>	2	<b>3+ Steals</b>	0

MISCELLANEOUS CAREER STATISTICS			
<b>Games Played</b>	11	<b>Double-Doubles</b>	1
<b>Games Started</b>	12	<b>10+ Points</b>	9
<b>Led Team In Scoring</b>	6	<b>20+ Points</b>	2
<b>Led Team In Rebounding</b>	5	<b>5+ Rebounds</b>	8
<b>Led Team In Assists</b>	0	<b>10+ Rebounds</b>	1
<b>Led Team In Steals</b>	1	<b>5+ Assists</b>	0
<b>Led Team In Blocks</b>	3	<b>3+ Blocks</b>	1

RUBEL GAME-BY-GAME STATISTICS													
Date	Opp	GS	Min	FG	3FG	FT	O-D-R	PF	A	TO	S	B	PTS
N10	TROY	*	12:52	0-0	0-0	0-0	0-1-1	1	0	2	0	0	0
N14	ASU	*	31:15	3-4	0-0	1-2	2-3-5	0	2	2	1	1	7
N17	at MIZ	*	26:24	2-4	0-0	0-0	1-2-3	1	1	4	0	1	4
N21	vs MAR	*	20:29	2-4	1-1	2-2	2-4-6	1	1	2	0	0	7
N22	vs NSU	*	23:12	1-6	0-0	1-1	1-1-2	5	0	5	1	0	3
N23	vs PFW	*	24:24	4-7	1-2	3-4	1-6-7	0	0	5	1	1	12
N30	MUR	*	25:05	1-8	0-3	2-3	1-3-4	3	3	3	1	1	4
D4	at VU	*	35:31	0-4	0-1	0-0	3-2-5	1	0	1	3	0	0
D12	at SDSU	-	-	-	-	DNP	-	-	-	-	-	-	-
D14	at SD	-	-	-	-	DNP	-	-	-	-	-	-	-
D17	at MOST	-	-	-	-	DNP	-	-	-	-	-	-	-
D22	at EVAN	-	-	-	-	-	-	-	-	-	-	-	-
D29	at LR*	-	-	-	-	-	-	-	-	-	-	-	-
D31	MOR*	-	-	-	-	-	-	-	-	-	-	-	-
J5	SEMO*	-	-	-	-	-	-	-	-	-	-	-	-
J7	TTU*	-	-	-	-	-	-	-	-	-	-	-	-
J12	at TSU*	-	-	-	-	-	-	-	-	-	-	-	-
J14	at USI*	-	-	-	-	-	-	-	-	-	-	-	-
J19	at SEMO*	-	-	-	-	-	-	-	-	-	-	-	-
J21	EIU*	-	-	-	-	-	-	-	-	-	-	-	-
J26	LIN*	-	-	-	-	-	-	-	-	-	-	-	-
J28	USI*	-	-	-	-	-	-	-	-	-	-	-	-
F2	at SIUE*	-	-	-	-	-	-	-	-	-	-	-	-
F4	at LIN*	-	-	-	-	-	-	-	-	-	-	-	-
F9	at EIU*	-	-	-	-	-	-	-	-	-	-	-	-
F11	LR*	-	-	-	-	-	-	-	-	-	-	-	-
F16	SIUE*	-	-	-	-	-	-	-	-	-	-	-	-
F18	at TTU*	-	-	-	-	-	-	-	-	-	-	-	-
F23	TSU*	-	-	-	-	-	-	-	-	-	-	-	-
F25	at MOR*	-	-	-	-	-	-	-	-	-	-	-	-

CURRIE-JELKS GAME-BY-GAME STATISTICS													
Date	Opp	GS	Min	FG	3FG	FT	O-D-R	PF	A	TO	S	B	PTS
N10	TROY	*	32:07	7-9	0-0	0-0	4-11-15	3	0	2	0	1	14
N14	ASU	*	24:34	0-2	0-0	2-4	3-5-8	3	0	0	0	1	2
N17	at MIZ	*	23:57	4-7	0-0	0-1	1-3-4	5	0	1	0	0	8
N21	vs MAR	*	28:25	5-12	1-2	1-2	2-3-5	2	0	3	1	0	12
N22	vs NSU	*	26:55	4-13	0-1	7-8	2-1-3	4	1	1	1	0	15
N23	vs PFW	*	22:45	10-12	1-1	0-0	2-4-6	2	2	2	2	0	21
N30	MUR	*	29:18	6-12	0-1	1-3	2-7-9	4	1	4	2	4	13
D4	at VU	*	29:06	7-12	0-0	2-2	3-4-7	3	0	1	2	0	16
D12	at SDSU	*	30:08	7-13	0-1	0-2	1-3-4	4	2	0	1	1	14
D14	at SD	*	24:32	10-19	0-1	3-3	2-2-4	5	0	2	0	1	23
D17	at MOST	*	29:14	5-14	1-4	3-4	0-6-6	4	0	5	1	1	14
D22	at EVAN	-	-	-	-	-	-	-	-	-	-	-	-
D29	at LR*	-	-	-	-	-	-	-	-	-	-	-	-
D31	MOR*	-	-	-	-	-	-	-	-	-	-	-	-
J5	SEMO*	-	-	-	-	-	-	-	-	-	-	-	-
J7	TTU*	-	-	-	-	-	-	-	-	-	-	-	-
J12	at TSU*	-	-	-	-	-	-	-	-	-	-	-	-
J14	at USI*	-	-	-	-	-	-	-	-	-	-	-	-
J19	at SEMO*	-	-	-	-	-	-	-	-	-	-	-	-
J21	EIU*	-	-	-	-	-	-	-	-	-	-	-	-
J26	LIN*	-	-	-	-	-	-	-	-	-	-	-	-
J28	USI*	-	-	-	-	-	-	-	-	-	-	-	-
F2	at SIUE*	-	-	-	-	-	-	-	-	-	-	-	-
F4	at LIN*	-	-	-	-	-	-	-	-	-	-	-	-
F9	at EIU*	-	-	-	-	-	-	-	-	-	-	-	-
F11	LR*	-	-	-	-	-	-	-	-	-	-	-	-
F16	SIUE*	-	-	-	-	-	-	-	-	-	-	-	-
F18	at TTU*	-	-	-	-	-	-	-	-	-	-	-	-
F23	TSU*	-	-	-	-	-	-	-	-	-	-	-	-
F25	at MOR*	-	-	-	-	-	-	-	-	-	-	-	-

RUBEL CAREER STATISTICS																								
Year	GP	GS	Min	Avg	Total		3-Point		F-Throw		Rebounds				Scoring									
					FG	FGA	Pct	FG	FGA	Pct	FT	FTA	Pct	Off	Def	Tot	Avg	PF	Ast	TO	Blk	Stl	Pts	Avg
2022-23	8	8	201	25.1	13	37	.351	2	7	.286	9	12	.750	11	22	33	4.1	12	7	24	4	7	37	4.6
TOTAL	8	8	201	25.1	13	37	.351	2	7	.286	9	12	.750	11	22	33	4.1	12	7	24	4	7	37	4.6

CURRIE-JELKS CAREER STATISTICS																								
Year	GP	GS	Min	Avg	Total		3-Point		F-Throw		Rebounds				Scoring									
					FG	FGA	Pct	FG	FGA	Pct	FT	FTA	Pct	Off	Def	Tot	Avg	PF	Ast	TO	Blk	Stl	Pts	Avg
2022-23	11	11	301	27.4	65	125	.520	3	11	.273	19	29	.655	22	49	71	6.5	39	6	21	9	10	152	13.8
TOTAL	11	11	301	27.4	65	125	.520	3	11	.273	19	29	.655	22	49	71	6.5	39	6	21	9	10	152	13.8

# PLAYER SUMMARIES

25

## PAIGE PIPKIN

G | 5-10 | Gr. | Henderson, Tenn. | Chester County HS



### SEASON HIGHS

Points	23 vs. Arkansas State (11/14/22)
FG Made	10 vs. Arkansas State (11/14/22)
FG Att.	16 vs. Arkansas State (11/14/22)
3PG Made	3 at Vanderbilt (12/5/22)
3FG Att.	7 at Vanderbilt (12/5/22)
FT Made	4 at South Dakota (12/14/22)
FT Att.	5 vs. Troy (11/10/22)
Rebounds	5, 2x, vs. Arkansas State (11/14/22)
Assists	4, 2x, vs. Murray State (11/30/22)
Steals	3, 2x, vs. Murray State (11/30/22)
Blocks	1, 3x, at Vanderbilt (12/5/22)
Minutes	34, 2x, at South Dakota State (12/12/22)

### CAREER HIGHS

Points	33 at Austin Peay (12/30/21)
FG Made	11 at Austin Peay (12/30/21)
FG Att.	17 at Austin Peay (12/30/21)
3PG Made	6 vs. Morehead State (2/18/21)
3FG Att.	8 vs. Morehead State (2/18/21)
FT Made	8 at Austin Peay (12/30/21)
FT Att.	9 at Austin Peay (12/30/21)
Rebounds	9 vs. No. 24 Virginia Tech (11/27/21)
Assists	7 at Morehead State (1/24/22)
Steals	5, 3x, vs. SIUE (3/2/22)
Blocks	2 at Morehead State (1/23/21)
Minutes	40, 3x, vs. Bowling Green (12/21/21)

### MISCELLANEOUS CAREER STATISTICS

Games Played	68	Double-Doubles	0
Games Started	64	10+ Points	29
Led Team In Scoring	17	20+ Points	5
Led Team In Rebounding	9	5+ Rebounds	13
Led Team In Assists	21	10+ Rebounds	0
Led Team In Steals	18	5+ Assists	7
Led Team In Blocks	7	3+ Steals	10

### PIPKIN GAME-BY-GAME STATISTICS

Date	Opp	GS	Min	FG	3FG	FT	O-D-R	PF	A	T	S	B	PTS
N10	TROY		23:07	5-9	2-6	2-5	1-4-5	2	4	4	0	0	14
N14	ASU		28:23	10-16	2-4	1-1	0-5-5	0	1	0	3	0	23
N17	at MIZ		27:51	1-6	1-3	2-2	0-1-1	1	1	2	2	0	5
N21	vs MAR	*	23:09	3-6	2-3	0-0	0-1-1	1	4	0	1	0	8
N22	vs NSU	*	27:17	2-5	2-5	0-0	1-2-3	3	2	2	1	0	6
N23	vs PFW	*	27:04	2-8	1-4	1-1	0-1-1	2	2	5	2	1	6
N30	MUR	*	32:00	3-7	1-2	3-3	1-1-2	2	4	1	3	1	10
D4	at VU	*	34:07	8-15	3-7	0-0	0-3-3	4	3	1	1	1	19
D12	at SDSU	*	34:23	2-8	1-6	2-3	0-2-2	4	1	2	0	0	7
D14	at SD	*	34:55	4-10	1-4	4-4	0-1-1	2	3	3	0	0	13
D17	at MOST	*	35:45	4-11	0-2	1-2	0-2-2	1	2	5	0	0	9
D22	at EVAN	-	-	-	-	-	-	-	-	-	-	-	-
D29	at LR*	-	-	-	-	-	-	-	-	-	-	-	-
D31	MOR*	-	-	-	-	-	-	-	-	-	-	-	-
J5	SEMO*	-	-	-	-	-	-	-	-	-	-	-	-
J7	TTU*	-	-	-	-	-	-	-	-	-	-	-	-
J12	at TSU*	-	-	-	-	-	-	-	-	-	-	-	-
J14	at USI*	-	-	-	-	-	-	-	-	-	-	-	-
J19	at SEMO*	-	-	-	-	-	-	-	-	-	-	-	-
J21	EIU*	-	-	-	-	-	-	-	-	-	-	-	-
J26	LIN*	-	-	-	-	-	-	-	-	-	-	-	-
J28	USI*	-	-	-	-	-	-	-	-	-	-	-	-
F2	at SIUE*	-	-	-	-	-	-	-	-	-	-	-	-
F4	at LIN*	-	-	-	-	-	-	-	-	-	-	-	-
F9	at EIU*	-	-	-	-	-	-	-	-	-	-	-	-
F11	LR*	-	-	-	-	-	-	-	-	-	-	-	-
F16	SIUE*	-	-	-	-	-	-	-	-	-	-	-	-
F18	at TTU*	-	-	-	-	-	-	-	-	-	-	-	-
F23	TSU*	-	-	-	-	-	-	-	-	-	-	-	-
F25	at MOR*	-	-	-	-	-	-	-	-	-	-	-	-

### PIPKIN CAREER STATISTICS

Year	GP	GS	Min	Avg	Total		3-Point		F-Throw		Rebounds				Scoring										
					FG	FGA	Pct	FG	FGA	Pct	FT	FTA	Pct	Off	Def	Tot	Avg	PF	Ast	To	Blk	Stl	Pts	Avg	
2017-18	-	-	-	-	-	-	-	-	-	-	-	-	-	-	-	-	-	-	-	-	-	-	-	-	-
2018-19	3	3	55	18.3	4	16	.250	0	7	.000	0	0	.000	1	2	3	1.0	4	8	8	0	1	8	2.7	
2019-20	-	-	-	-	-	-	-	-	-	-	-	-	-	-	-	-	-	-	-	-	-	-	-	-	-
2020-21	26	25	687	26.4	65	159	.409	29	75	.387	30	41	.732	18	58	76	2.9	42	72	47	8	28	189	7.3	
2021-22	28	28	914	32.6	113	288	.392	38	113	.336	80	97	.825	13	102	115	4.1	64	62	80	7	48	344	12.3	
2022-23	11	8	330	30.0	44	101	.436	16	46	.348	16	21	.762	3	23	26	2.4	22	27	25	3	13	120	10.9	
TOTAL	68	64	1986	29.2	226	564	.401	83	241	.344	126	159	.792	35	185	220	3.2	132	169	160	18	90	661	9.7	

33

## JOSIE STOREY

G | 5-10 | Fr. | Mountain View, Ark. | Mountain View HS



### SEASON HIGHS

Points	9 at Missouri (11/17/22)
FG Made	3 at Missouri (11/17/22)
FG Att.	8, 2x, at Missouri State (12/17/22)
3PG Made	3 at Missouri (11/17/22)
3FG Att.	6, 2x, at South Dakota (12/14/22)
FT Made	2 vs. Purdue Fort Wayne (11/23/22)
FT Att.	2, 2x, at South Dakota State (12/12/22)
Rebounds	3, 2x, at South Dakota (12/14/22)
Assists	5 at South Dakota (12/14/22)
Steals	3 vs. Norfolk State (11/22/22)
Blocks	1 at Missouri State (12/17/22)
Minutes	36 at South Dakota State (12/12/22)

### CAREER HIGHS

Points	9 at Missouri (11/17/22)
FG Made	3 at Missouri (11/17/22)
FG Att.	8, 2x, at Missouri State (12/17/22)
3PG Made	3 at Missouri (11/17/22)
3FG Att.	6, 2x, at South Dakota (12/14/22)
FT Made	2 vs. Purdue Fort Wayne (11/23/22)
FT Att.	2, 2x, at South Dakota State (12/12/22)
Rebounds	3, 2x, at South Dakota (12/14/22)
Assists	5 at South Dakota (12/14/22)
Steals	3 vs. Norfolk State (11/22/22)
Blocks	1 at Missouri State (12/17/22)
Minutes	36 at South Dakota State (12/12/22)

### MISCELLANEOUS CAREER STATISTICS

Games Played	11	Double-Doubles	0
Games Started	3	10+ Points	0
Led Team In Scoring	0	20+ Points	0
Led Team In Rebounding	0	5+ Rebounds	0
Led Team In Assists	1	10+ Rebounds	0
Led Team In Steals	1	5+ Assists	1
Led Team In Blocks	0	3+ Steals	1

### STOREY GAME-BY-GAME STATISTICS

Date	Opp	GS	Min	FG	3FG	FT	O-D-R	PF	A	T	S	B	PTS
N10	TROY		3:37	0-0	0-0	0-0	0-1-1	1	1	0	0	0	0
N14	ASU		7:20	0-3	0-3	0-0	0-1-1	0	0	0	1	0	0
N17	at MIZ		6:52	3-4	3-4	0-0	0-1-1	1	1	1	0	0	9
N21	vs MAR		16:24	0-3	0-3	0-0	1-2-3	2	1	0	0	0	0
N22	vs NSU		22:50	2-6	1-5	0-0	0-0-0	2	1	1	3	0	5
N23	vs PFW		21:16	2-4	1-3	2-2	0-0-1	4	2	0	1	0	7
N30	MUR		4:58	0-2	0-2	0-0	0-0-0	0	0	0	1	0	0
D4	at VU		11:07	0-1	0-1	0-0	0-0-0	5	0	0	1	0	0
D12	at SDSU	*	36:03	2-8	2-6	1-2	0-1-1	2	0	0	2	0	7
D14	at SD	*	35:21	1-7	1-6	0-0	0-3-3	2	5	2	2	0	3
D17	at MOST	*	27:49	2-8	0-4	2-2	0-0-0	5	0	2	1	1	6
D22	at EVAN	-	-	-	-	-	-	-	-	-	-	-	-
D29	at LR*	-	-	-	-	-	-	-	-	-	-	-	-
D31	MOR*	-	-	-	-	-	-	-	-	-	-	-	-
J5	SEMO*	-	-	-	-	-	-	-	-	-	-	-	-
J7	TTU*	-	-	-	-	-	-	-	-	-	-	-	-
J12	at TSU*	-	-	-	-	-	-	-	-	-	-	-	-
J14	at USI*	-	-	-	-	-	-	-	-	-	-	-	-
J19	at SEMO*	-	-	-	-	-	-	-	-	-	-	-	-
J21	EIU*	-	-	-	-	-	-	-	-	-	-	-	-
J26	LIN*	-	-	-	-	-	-	-	-	-	-	-	-
J28	USI*	-	-	-	-	-	-	-	-	-	-	-	-
F2	at SIUE*	-	-	-	-	-	-	-	-	-	-	-	-
F4	at LIN*	-	-	-	-	-	-	-	-	-	-	-	-
F9	at EIU*	-	-	-	-	-	-	-	-	-	-	-	-
F11	LR*	-	-	-	-	-	-	-	-	-	-	-	-
F16	SIUE*	-	-	-	-	-	-	-	-	-	-	-	-
F18	at TTU*	-	-	-	-	-	-	-	-	-	-	-	-
F23	TSU*	-	-	-	-	-	-	-	-	-	-	-	-
F25	at MOR*	-	-	-	-	-	-	-	-	-	-	-	-

### STOREY CAREER STATISTICS

Year	GP	GS	Min	Avg	Total		3-Point		F-Throw		Rebounds				Scoring										
					FG	FGA	Pct	FG	FGA	Pct	FT	FTA	Pct	Off	Def	Tot	Avg	PF	Ast	To	Blk	Stl	Pts	Avg	
2022-23	11	3	191	17.4	12	46	.261	8	37	.216	5	6	.833	1	10	11	1.0	24	11	6	1	12	37	3.4	
TOTAL	11	3	191	17.4	12	46	.261	8	37	.216	5	6	.833	1	10	11	1.0	24	11	6	1	12	37	3.4	

# PLAYER SUMMARIES



## KENLEY McCARN

G/F | 5-11 | Fr. | Melbourne, Ark. | Melbourne HS

### SEASON HIGHS

Points	31 vs. Troy (11/10/22)
FG Made	12 vs. Troy (11/10/22)
FG Att.	19, 2x, at Missouri (11/17/22)
3PG Made	2, 2x, vs. Marshall (11/21/22)
3FG Att.	6 at Missouri (11/17/22)
FT Made	8 at Missouri (11/17/22)
FT Att.	9 at Missouri (11/17/22)
Rebounds	7 at Missouri (11/17/22)
Assists	2 vs. Marshall (11/21/22)
Steals	2, 2x, vs. Marshall (11/21/22)
Blocks	2 vs. Troy (11/10/22)
Minutes	38 vs. Troy (11/10/22)

### CAREER HIGHS

Points	31 vs. Troy (11/10/22)
FG Made	12 vs. Troy (11/10/22)
FG Att.	19, 2x, at Missouri (11/17/22)
3PG Made	2, 2x, vs. Marshall (11/21/22)
3FG Att.	6 at Missouri (11/17/22)
FT Made	8 at Missouri (11/17/22)
FT Att.	9 at Missouri (11/17/22)
Rebounds	7 at Missouri (11/17/22)
Assists	2 vs. Marshall (11/21/22)
Steals	2, 2x, vs. Marshall (11/21/22)
Blocks	2 vs. Troy (11/10/22)
Minutes	38 vs. Troy (11/10/22)

### MISCELLANEOUS CAREER STATISTICS

Games Played	4	Double-Doubles	0
Games Started	3	10+ Points	4
Led Team In Scoring	3	20+ Points	1
Led Team In Rebounding	0	5+ Rebounds	1
Led Team In Assists	0	10+ Rebounds	0
Led Team In Steals	2	5+ Assists	0
Led Team In Blocks	1	3+ Steals	0

### McCARN GAME-BY-GAME STATISTICS

Date	Opp	GS	Min	FG	3FG	FT	O-D-R	PF	A	TO	S	B	PTS
N10	TROY	*	37:58	12-19	1-4	6-6	2-1-3	2	1	6	0	2	31
N14	ASU	*	37:24	7-17	2-5	3-3	1-3-4	1	1	0	1	1	19
N17	at MIZ	*	38:07	5-19	1-6	4-4	0-7-7	2	0	2	2	0	15
N21	vs MAR		20:12	4-8	2-5	4-6	0-3-3	4	2	6	2	0	14
N22	vs NSU	-	-	-	-	DNP	-	-	-	-	-	-	-
N23	vs PFW	-	-	-	-	DNP	-	-	-	-	-	-	-
N30	MUR	-	-	-	-	DNP	-	-	-	-	-	-	-
D4	at VU	-	-	-	-	DNP	-	-	-	-	-	-	-
D12	at SDSU	-	-	-	-	DNP	-	-	-	-	-	-	-
D14	at SD	-	-	-	-	DNP	-	-	-	-	-	-	-
D17	at MOST	-	-	-	-	DNP	-	-	-	-	-	-	-
D22	at EVAN	-	-	-	-	-	-	-	-	-	-	-	-
D29	at LR*	-	-	-	-	-	-	-	-	-	-	-	-
D31	MOR*	-	-	-	-	-	-	-	-	-	-	-	-
J5	SEMO*	-	-	-	-	-	-	-	-	-	-	-	-
J7	TTU*	-	-	-	-	-	-	-	-	-	-	-	-
J12	at TSU*	-	-	-	-	-	-	-	-	-	-	-	-
J14	at USI*	-	-	-	-	-	-	-	-	-	-	-	-
J19	at SEMO*	-	-	-	-	-	-	-	-	-	-	-	-
J21	EIU*	-	-	-	-	-	-	-	-	-	-	-	-
J26	LIN*	-	-	-	-	-	-	-	-	-	-	-	-
J28	USI*	-	-	-	-	-	-	-	-	-	-	-	-
F2	at SIUE*	-	-	-	-	-	-	-	-	-	-	-	-
F4	at LIN*	-	-	-	-	-	-	-	-	-	-	-	-
F9	at EIU*	-	-	-	-	-	-	-	-	-	-	-	-
F11	LR*	-	-	-	-	-	-	-	-	-	-	-	-
F16	SIUE*	-	-	-	-	-	-	-	-	-	-	-	-
F18	at TTU*	-	-	-	-	-	-	-	-	-	-	-	-
F23	TSU*	-	-	-	-	-	-	-	-	-	-	-	-
F25	at MOR*	-	-	-	-	-	-	-	-	-	-	-	-

### McCARN CAREER STATISTICS

Year	GP	GS	Min	Avg	Total		3-Point		F-Throw		Rebounds			Scoring										
					FG	FGA	Pct	FG	FGA	Pct	FT	FTA	Pct	Off	Def	Tot	Avg	PF	Ast	TO	Blk	Stl	Pts	Avg
2022-23	4	3	134	33.5	28	63	.444	6	20	.300	17	19	.895	3	14	17	4.3	9	4	14	3	5	79	19.8
TOTAL	4	3	134	33.5	28	63	.444	6	20	.300	17	19	.895	3	14	17	4.3	9	4	14	3	5	79	19.8



### CATEGORY LEADERS

POINTS	G	Pts	Pts/G
S. Currie-Jelks	11	152	13.8
Paige Pipkin	11	120	10.9
Seygan Robins	11	96	8.7
Kenley McCarn	4	79	19.8
Shae Littleford	8	71	8.9

FG PERCENTAGE	FG	ATT	Pct
S. Currie-Jelks	65	125	.520
Diamond Cannon	9	19	.474
Kenley McCarn	28	63	.444
Paige Pipkin	44	101	.436
Seygan Robins	30	79	.380

FIELD GOAL ATT	G	Att	Att/G
S. Currie-Jelks	11	125	11.4
Paige Pipkin	11	101	9.2
Seygan Robins	11	79	7.2
Shae Littleford	8	64	8.0
Kenley McCarn	4	63	15.8

FIELD GOALS	G	Made	M/G
S. Currie-Jelks	11	65	5.9
Paige Pipkin	11	44	4.0
Seygan Robins	11	30	2.7
Kenley McCarn	4	28	7.0
Shae Littleford	8	23	2.9

3-POINT %	3FG	ATT	Pct
Anaya Brown	8	16	.500
Seygan Robins	24	52	.462
Paige Pipkin	16	46	.348
Kenley McCarn	6	20	.300
Lexi Rubel	2	7	.286

3-POINT FG ATT	G	Att	Att/G
Seygan Robins	11	52	4.7
Paige Pipkin	11	46	4.2
Josie Storey	11	37	3.4
Shae Littleford	8	25	3.1
Kenley McCarn	4	20	5.0

3-POINT FGS	G	Made	M/G
Seygan Robins	11	24	2.2
Paige Pipkin	11	16	1.5
Josie Storey	11	8	0.7
Anaya Brown	11	8	0.7
Shae Littleford	8	7	0.9

FT %	FT	ATT	Pct
Seygan Robins	12	13	.923
Kenley McCarn	17	19	.895
Shae Littleford	18	21	.857
Josie Storey	5	6	.833
Paige Pipkin	16	21	.762

FREE THROW ATT	G	Att	Att/G
S. Currie-Jelks	11	29	2.6
Anaya Brown	11	26	2.4
Shae Littleford	8	21	2.6
Paige Pipkin	11	21	1.9
Kenley McCarn	4	19	4.8

FREE THROWS	G	Made	M/G
S. Currie-Jelks	11	19	1.7
Anaya Brown	11	19	1.7
Shae Littleford	8	18	2.3
Kenley McCarn	4	17	4.3
Paige Pipkin	11	16	1.5

REBOUNDS	G	Reb	Reb/G
S. Currie-Jelks	11	71	6.5
Anaya Brown	11	55	5.0
Lexi Rubel	8	33	4.1
Paige Pipkin	11	26	2.4
Shae Littleford	8	22	2.8

ASSISTS	G	No.	A/G
Shae Littleford	8	30	3.8
Seygan Robins	11	27	2.5
Paige Pipkin	11	27	2.5
Josie Storey	11	11	1.0
Anaya Brown	11	10	0.9

STEALS	G	No.	S/G
Seygan Robins	11	20	1.8
Paige Pipkin	11	13	1.2
Shae Littleford	8	13	1.6
Josie Storey	11	12	1.1
S. Currie-Jelks	11	10	0.9

OFFENSIVE REB	G	No.	Avg/G
S. Currie-Jelks	11	22	2.0
Anaya Brown	11	13	1.2
Lexi Rubel	8	11	1.4
Shae Littleford	8	4	0.5
Diamond Cannon	10	3	0.3

DEFENSIVE REB	G	No.	Avg/G
S. Currie-Jelks	11	49	4.5
Anaya Brown	11	42	3.8
Paige Pipkin	11	23	2.1
Lexi Rubel	8	22	2.8
Shae Littleford	8	18	2.3

BLOCKED SHOTS	G	No.	Blk/G
S. Currie-Jelks	11	9	0.8
Anaya Brown	11	5	0.5
Lexi Rubel	8	4	0.5
Kenley McCarn	4	3	0.8
Paige Pipkin	11	3	0.3

MINUTES	G	No.	Min/G
Paige Pipkin	11	330	30.0
Seygan Robins	11	327	29.7
S. Currie-Jelks	11	301	27.4
Anaya Brown	11	271	24.6
Shae Littleford	8	249	31.1

# TEAM GAME-BY-GAME

Opponent	Date	Score	W/L	Total			3-Pointers			Free Throws			Rebounds				PF	A	TO	Blk	Stl	Pts	Avg
				FG	FGA	Pct	3FG	FGA	Pct	FT	FTA	Pct	Off	Def	Tot	Avg							
TROY	11/10/22	84-89	L	31	55	.564	8	20	.400	14	17	.824	8	30	38	38.0	20	13	29	3	6	84	84.0
ARKANSAS ST.	11/14/22	73-54	W	26	65	.400	6	18	.333	15	20	.750	14	26	40	39.0	10	11	6	3	7	73	78.5
at Missouri	11/17/22	55-60	L	19	51	.373	9	19	.474	8	9	.889	4	25	29	35.7	16	7	17	1	6	55	70.7
vs Marshall	11/21/22	57-70	L	20	54	.370	9	24	.375	8	12	.667	8	18	26	33.2	18	12	15	1	7	57	67.2
vs Norfolk St.	11/22/22	55-70	L	17	50	.340	6	22	.273	15	17	.882	7	11	18	30.2	19	11	20	0	12	55	64.8
vs Purdue Fort Wayne	11/23/22	81-51	W	30	55	.545	7	16	.438	14	16	.875	8	30	38	31.5	13	15	19	3	9	81	67.5
MURRAY ST.	11/30/22	52-71	L	19	56	.339	4	19	.211	10	16	.625	7	15	22	30.1	15	13	14	8	13	52	65.3
at Vanderbilt	12/04/22	66-54	W	26	58	.448	10	26	.385	4	4	1.000	11	16	27	29.8	23	16	16	1	9	66	65.4
at South Dakota St.	12/12/22	36-75	L	14	47	.298	5	23	.217	3	7	.429	4	17	21	28.8	18	7	18	1	9	36	62.1
at South Dakota	12/14/22	67-61	W	23	54	.426	8	22	.364	13	15	.867	4	27	31	29.0	17	17	14	4	6	67	62.6
at Missouri St.	12/17/22	59-68	L	21	57	.368	3	18	.167	14	18	.778	9	22	31	29.2	22	5	18	3	9	59	62.3
<b>UT Martin</b>		<b>685</b>		<b>246</b>	<b>602</b>	<b>.409</b>	<b>75</b>	<b>227</b>	<b>.330</b>	<b>118</b>	<b>151</b>	<b>.781</b>	<b>84</b>	<b>237</b>	<b>321</b>	<b>29.2</b>	<b>191</b>	<b>127</b>	<b>186</b>	<b>28</b>	<b>93</b>	<b>685</b>	<b>62.3</b>
<b>Opponents</b>		<b>723</b>		<b>254</b>	<b>604</b>	<b>.421</b>	<b>82</b>	<b>237</b>	<b>.346</b>	<b>133</b>	<b>184</b>	<b>.723</b>	<b>130</b>	<b>283</b>	<b>413</b>	<b>37.5</b>	<b>176</b>	<b>163</b>	<b>208</b>	<b>31</b>	<b>99</b>	<b>723</b>	<b>65.7</b>



## SPECIALTY TEAM STATS

Date	Opponent	Result	POINTS IN THE PAINT			POINTS OFF TURNOVERS			2ND CHANCE POINTS			FAST BREAK POINTS			BENCH POINTS		
			UTM	OPP.	DIFF.	UTM	OPP.	DIFF.	UTM	OPP.	DIFF.	UTM	OPP.	DIFF.	UTM	OPP.	DIFF.
Nov. 10	TROY	L, 89-84	36	32	+4	6	32	-26	14	20	-6	8	17	-9	17	40	-23
Nov. 14	ARKANSAS STATE	W, 73-54	40	12	+28	23	5	+18	12	6	+6	8	4	+4	26	12	+14
Nov. 17	at Missouri	L, 60-55	18	26	-8	11	15	-4	5	3	+2	0	7	-7	23	25	-2
Nov. 21	vs. Marshall	L, 70-57	14	36	-22	7	17	-10	4	9	-5	6	12	-6	25	13	+12
Nov. 22	vs. Norfolk State	L, 70-55	18	42	-24	22	19	+3	4	21	-17	7	0	+7	15	2	+13
Nov. 23	vs. Purdue Fort Wayne	W, 81-51	40	20	+20	22	13	+9	12	7	+5	15	2	+13	22	25	-3
Nov. 30	MURRAY STATE	L, 71-52	24	28	-4	10	8	+2	10	0	+10	3	10	-7	7	19	-12
Dec. 4	at Vanderbilt	W, 66-54	28	14	+14	28	11	+17	9	5	+4	5	2	+3	3	20	-17
Dec. 12	at South Dakota State	L, 75-36	12	26	-14	4	20	-16	5	7	-2	0	6	-6	2	34	-32
Dec. 14	at South Dakota	W, 67-61	26	24	+2	11	10	+1	5	7	-2	5	8	-3	2	21	-19
Dec. 17	at Missouri State	L, 68-59	28	38	-10	13	19	-6	11	19	-8	6	1	+5	4	27	-23

**84**  
GAME 1  
**89**

Troy at UT Martin  
11/10/22 | 6 pm at Elam Center - Martin, Tenn.

**Troy 89 • 2-0**

##	Player	GS	MIN	FG	3PT	FT	O-B-T	PF	A	T	B	S	PTS
05	Jada Walton	*	24	7-15	2-7	2-2	1-6-7	0	4	1	1	2	18
10	Tai'Sheka Porchia	*	29	6-15	0-1	2-2	9-2-11	1	0	1	0	1	14
03	Makayia Hallmon	*	22	4-13	1-5	0-0	1-0-1	3	3	3	1	1	9
22	Sharonica Hartsfield*	*	32	2-8	0-3	2-4	3-1-4	3	10	3	0	8	6
02	Felmas Koranga	*	18	1-4	0-0	0-0	3-5-8	1	0	1	0	0	2
00	Gabbi Cartagena		10	5-6	4-5	0-0	0-1-1	0	1	1	0	1	14
11	Ja'Mia Hollings		15	3-4	0-1	3-5	2-3-2	4	1	1	0	1	9
04	Jashanti Simmons		14	1-5	1-3	3-6	2-0-2	1	1	0	0	2	6
01	Mary Delgado		12	2-7	2-5	0-0	0-1-1	2	0	2	0	1	6
23	Shaniah Nunn		7	0-5	0-3	3-4	0-0-0	1	0	0	0	1	3
20	Janeen Camp		6	1-2	0-0	0-0	2-1-3	3	1	0	0	0	2
21	Ke'Aja Williams		11	0-0	0-0	0-0	2-2-4	2	4	0	0	1	0
TM TEAM			0	0-0	0-0	0-0	0-0-0	0	0	0	0	0	0
Totals		-	200	32-84	10-33	15-23	25-19-44	21	21	13	2	19	89

**UT Martin 84 • 0-1**

##	Player	GS	MIN	FG	3PT	FT	O-B-T	PF	A	T	B	S	PTS
44	Kenley McCarn	*	38	12-19	1-4	6-6	2-1-3	2	1	6	2	0	31
23	S. Currie-Jelks	*	33	7-9	0-0	0-0	4-11-15	3	0	2	1	0	14
05	Seygan Robins	*	31	5-12	4-8	0-0	0-1-1	0	0	8	0	1	14
11	Shae Littleford	*	25	1-3	0-0	6-6	1-4-5	4	5	2	0	4	8
12	Lexi Rubel	*	12	0-0	0-0	0-0	0-1-1	1	0	2	0	0	0
25	Paige Pipkin	*	24	5-9	2-6	2-5	1-4-5	2	4	4	0	0	14
04	Anaya Brown		27	1-2	1-2	0-0	0-3-3	3	2	4	0	1	3
03	Diamond Cannon		6	0-1	0-0	0-0	0-1-1	4	0	1	0	0	0
33	Josie Storey		4	0-0	0-0	0-0	0-1-1	1	1	0	0	0	0
TM TEAM			0	0-0	0-0	0-0	0-3-3	0	0	0	0	0	0
Totals		-	200	31-55	8-20	14-17	8-30-38	20	13	29	3	6	84

**Score by Periods**

	1st	2nd	3rd	4th	Total
Troy	18	18	22	31	89
UT Martin	17	20	21	26	84

**73**  
GAME 2  
**54**

Arkansas State at UT Martin  
11/14/22 | 6 pm at Elam Center - Martin, Tenn.

**Arkansas State 54 • 0-2**

##	Player	GS	MIN	FG	3PT	FT	O-B-T	PF	A	T	B	S	PTS
11	Maily Wilkerson	*	35	5-10	4-8	0-0	0-2-2	2	0	5	0	0	14
23	Izzy Higginbottom	*	38	3-12	2-7	2-2	0-5-5	2	5	2	1	0	10
15	Annaliese Griffin	*	38	2-11	0-1	4-6	3-10-13	3	4	1	1	0	8
24	Lauryn Pendleton	*	28	3-8	0-2	0-0	0-1-1	5	2	3	0	0	6
42	Melodie Kapinga	*	18	1-1	0-0	2-4	2-2-4	4	0	0	1	0	4
00	Jade Upshaw		23	4-8	2-5	0-0	1-1-2	2	1	4	0	0	10
03	Tierney Echols		4	1-1	0-0	0-0	0-1-1	1	0	1	0	0	2
30	Kiayra Ellis		16	0-1	0-0	0-0	0-5-5	3	0	2	3	0	0
TM TEAM			0	0-0	0-0	0-0	2-1-3	0	0	1	0	0	0
Totals		-	200	19-52	8-23	8-12	8-28-36	22	12	19	6	0	54

**UT Martin 73 • 1-1**

##	Player	GS	MIN	FG	3PT	FT	O-B-T	PF	A	T	B	S	PTS
11	Shae Littleford	*	39	6-14	2-5	5-6	3-2-5	3	6	0	0	1	19
44	Kenley McCarn	*	38	7-17	2-5	3-3	1-3-4	1	1	0	1	1	19
12	Lexi Rubel	*	31	3-4	0-0	1-2	2-3-5	0	2	2	1	1	7
23	S. Currie-Jelks	*	25	0-2	0-0	2-4	3-5-8	3	0	0	1	0	2
05	Seygan Robins	*	17	0-6	0-1	0-0	0-2-2	0	1	1	0	0	0
25	Paige Pipkin		28	10-16	2-4	1-1	0-5-5	0	1	0	0	3	23
04	Anaya Brown		15	0-3	0-0	3-4	2-4-6	3	0	1	0	0	3
33	Josie Storey		7	0-3	0-3	0-0	0-1-1	0	0	0	0	1	0
TM TEAM			0	0-0	0-0	0-0	3-1-4	0	2	0	0	0	0
Totals		-	200	26-65	6-18	15-20	14-26-40	10	11	6	3	7	73

**Score by Periods**

	1st	2nd	3rd	4th	Total
Arkansas St.	13	20	15	6	54
UT Martin	11	15	20	26	73

**55**  
GAME 3  
**60**

UT Martin at Missouri  
11/17/22 | 7 pm at Mizzou Arena - Columbia, Mo.

**UT Martin 55 • 1-2**

##	Player	GS	MIN	FG	3PT	FT	O-B-T	PF	A	T	B	S	PTS
44	Kenley McCarn	*	38	5-19	1-6	4-4	0-7-7	2	0	2	0	2	15
23	S. Currie-Jelks	*	23	4-7	0-0	0-1	1-3-4	5	0	1	0	0	8
12	Lexi Rubel	*	28	2-4	0-0	0-0	1-2-3	1	1	4	1	0	4
05	Seygan Robins	*	28	1-3	1-2	0-0	0-0-0	2	1	1	0	0	3
11	Shae Littleford	*	22	0-3	0-0	2-2	0-2-2	4	3	5	0	2	2
04	Anaya Brown		27	3-5	3-4	0-0	0-8-8	0	0	0	0	0	9
33	Josie Storey		6	3-4	3-4	0-0	0-1-1	1	1	1	0	0	9
25	Paige Pipkin		28	1-6	1-3	2-2	0-1-1	1	1	2	0	2	5
00	Sydney Boykin		0+	0-0	0-0	0-0	0-0-0	0	0	0	0	0	0
03	Diamond Cannon		0+	0-0	0-0	0-0	0-0-0	0	0	0	0	0	0
TM TEAM			0	0-0	0-0	0-0	2-1-3	0	0	1	0	0	0
Totals		-	200	19-51	9-19	8-9	4-25-29	16	7	17	1	6	55

**Missouri 60 • 5-0**

##	Player	GS	MIN	FG	3PT	FT	O-B-T	PF	A	T	B	S	PTS
43	Hayley Frank	*	36	4-11	2-7	5-6	1-5-6	1	3	4	0	2	15
01	Lauren Hansen	*	37	3-13	1-8	4-4	0-3-3	2	1	2	0	1	11
13	Haley Troup	*	31	3-7	1-3	2-2	1-2-3	1	2	4	0	1	9
10	Kathlyn Gilbert	*	22	0-2	0-1	0-0	0-1-1	4	3	2	1	1	0
32	Jayla Kelly	*	6	0-1	0-0	0-0	0-1-1	1	0	3	1	0	0
02	Sara-Rose Smith		32	5-9	2-4	0-0	3-9-12	1	1	2	0	2	12
24	Ashton Judd		23	5-7	0-2	1-2	1-5-6	4	1	0	0	1	11
20	Sarah Linthacum		13	1-2	0-0	0-0	1-1-2	1	1	0	0	0	2
TM TEAM			0	0-0	0-0	0-0	0-2-2	0	0	0	0	0	0
Totals		-	200	21-52	6-25	12-14	7-29-36	15	12	17	2	8	60

**Score by Periods**

	1st	2nd	3rd	4th	Total
UT Martin	15	11	9	20	55
Missouri	13	12	14	21	60

**57**  
GAME 4  
**70**

Marshall vs UT Martin  
11/21/22 | 7 pm at Enmarket Arena - Savannah, Ga.

**Marshall 70 • 2-1**

##	Player	GS	MIN	FG	3PT	FT	O-B-T	PF	A	T	B	S	PTS
02	Roshala Scott	*	32	7-10	5-7	0-1	2-6-8	1	4	5	1	0	19
04	Abby Beeman	*	36	4-9	1-2	7-7	1-6-7	1	5	2	0	3	16
25	Mahogany Matthews*	*	30	1-10	0-0	2-3	1-1-2	3	0	1	2	2	16
00	Kia Sivis	*	30	1-3	0-0	4-6	1-5-6	1	2	1	0	3	6
01	Kendall Miller	*	15	0-1	0-0	0-0	0-2-2	0	1	3	0	0	0
15	Sydni Scott		22	4-12	0-5	0-0	2-1-3	3	2	0	1	2	8
22	Ashley Tudor		14	1-2	1-1	0-0	0-4-4	3	1	2	0	0	3
21	Terah Harness		12	1-3	0-2	0-0	1-2-3	0	0	1	0	0	2
23	Meredith Maier		4	0-1	0-1	0-0	2-1-3	0	0	1	1	0	0
20	Peyton Ilderton		3	0-1	0-1	0-0	0-0-0	0	0	1	0	0	0
05	Samantha Lafon		2	0-0	0-0	0-0	0-0-0	2	0	0	0	0	0
TM TEAM			0	0-0	0-0	0-0	0-0-0	0	0	1	0	0	0
Totals		-	200	25-52	7-19	13-17	10-28-38	14	15	18	5	10	70

**UT Martin 57 • 1-3**

##	Player	GS	MIN	FG	3PT	FT	O-B-T	PF	A	T	B	S	PTS
23	S. Currie-Jelks	*	29	5-12	1-2	1-2	2-3-5	2	0	3	0	1	12
25	Paige Pipkin	*	23	3-6	2-3	0-0	0-1-1	1	4	0	1	8	8
12	Lexi Rubel	*	21	2-4	1-1	2-2	2-4-6	1	1	2	0		

**52**  
GAME 7  
**71**

Murray State at UT Martin  
11/30/22 | 6 pm at Elam Center - Martin, Tenn.

**Murray State 71 • 4-1**

##	Player	GS	MIN	FG	3PT	FT	O-B-T	PF	A	T	B	S	PTS
31	Katelyn Young	*	32	10-15	3-3	8-8	2-10-12	2	4	4	0	1	31
14	Macey Turley	*	34	4-5	3-3	0-0	3-3-6	3	3	5	0	0	11
21	Bria Sanders-Woods*	31	2-6	1-2	1-2	0-6-6	2	4	3	1	3	6	
32	Alexis Burpo	*	18	1-3	0-0	0-0	0-2-2	0	1	0	0	0	2
13	Jaidah Black	*	15	0-2	0-0	2-2	0-4-4	0	1	1	0	1	2
22	Hannah McKay	23	3-5	0-0	2-2	0-2-2	4	4	3	0	0	8	
02	Jordyn Hughes	20	2-7	2-6	0-0	0-1-1	0	1	2	0	0	6	
03	Briley Pena	5	1-2	1-2	0-0	0-0-0	1	0	0	0	0	3	
11	Cayson Conner	14	1-2	0-0	0-0	0-0-0	2	2	2	0	1	2	
15	Fruzsina Horvath	7	0-1	0-0	0-0	1-3-4	0	0	2	0	0	0	
12	Jenna Walker	1	0-0	0-0	0-0	0-0-0	0	0	0	0	0	0	
TM TEAM		0	0-0	0-0	0-0	3-2-5	0	0	1	0	0	0	
Totals		-	200	24-48	10-16	13-14	9-33-42	14	20	23	1	6	71

**UT Martin 52 • 2-5**

##	Player	GS	MIN	FG	3PT	FT	O-B-T	PF	A	T	B	S	PTS
23	S. Currie-Jelks	*	29	6-12	0-1	1-3	2-7-9	4	1	4	4	2	13
11	Shae Littleford	*	36	4-14	2-5	1-3	0-2-2	2	1	2	1	3	11
25	Paige Pipkin	*	33	3-7	1-2	3-3	1-1-2	2	4	1	1	3	10
05	Seygan Robins	*	36	2-7	1-5	2-2	0-1-1	1	3	2	0	3	7
12	Lexi Rubel	*	25	1-8	0-3	2-3	1-3-4	3	3	3	1	1	4
03	Diamond Cannon	10	2-3	0-0	1-2	2-3-0	0	0	2	0	0	5	
04	Anaya Brown	25	1-3	0-1	0-0	1-0-1	3	1	0	1	0	2	
33	Josie Storey	5	0-2	0-2	0-0	0-0-0	0	0	0	0	1	0	
00	Sydnee Boykin	1	0-0	0-0	0-0	0-0-0	0	0	0	0	0	0	
TM TEAM		0	0-0	0-0	0-0	0-0-0	0	0	0	0	0	0	
Totals		-	200	19-56	4-19	10-16	7-15-22	15	13	14	8	13	52

**Score by Periods**

	1st	2nd	3rd	4th	Total
Murray St.	18	23	13	17	71
UT Martin	13	15	13	11	52

**66**  
GAME 8  
**54**

UT Martin at Vanderbilt  
12/4/22 | 11 am at Memorial Gymnasium - Nashville, Tenn.

**UT Martin 66 • 3-5**

##	Player	GS	MIN	FG	3PT	FT	O-B-T	PF	A	T	B	S	PTS
25	Pipkin, Paige	*	35	8-15	3-7	0-0	0-3-3	4	3	1	1	1	19
23	Currie-Jelks, S.	*	29	7-12	0-0	2-2	3-4-7	3	0	1	0	2	16
11	Littleford, Shae	*	36	5-11	2-7	2-2	0-3-3	4	8	3	0	0	14
05	Robins, Seygan	*	30	5-13	4-9	0-0	0-1-1	5	5	4	0	1	14
12	Rubel, Lexi	*	36	0-4	0-1	0-0	3-2-5	1	0	1	0	3	0
04	Brown, Anaya	19	1-2	1-1	0-0	1-0-1	1	0	2	0	1	3	
33	Storey, Josie	11	0-1	0-1	0-0	0-0-0	5	0	0	0	1	0	
03	Cannon, Diamond	4	0-0	0-0	0-0	0-0-0	0	0	1	0	0	0	
00	Boykin, Sydnee	0+	0-0	0-0	0-0	0-0-0	0	0	0	0	0	0	
TM TEAM		0	0-0	0-0	0-0	4-3-7	0	0	3	0	0	0	
Totals		-	200	26-58	10-26	4-4	11-16-27	23	16	16	1	9	66

**Vanderbilt 54 • 6-5**

##	Player	GS	MIN	FG	3PT	FT	O-B-T	PF	A	T	B	S	PTS
14	Marnelle Garraud	*	39	7-15	3-6	2-3	0-2-2	2	5	3	0	3	19
02	Jada Brown	*	31	2-3	2-3	0-0	0-0-0	2	1	4	0	1	6
25	Sacha Washington	*	19	2-8	0-0	2-3	4-3-7	4	3	7	1	1	6
31	Bella LaChance	*	31	1-5	1-1	0-0	0-1-1	1	2	2	0	0	3
05	Yaubryon Chambers*	26	0-0	0-0	0-0	1-3-4	2	0	3	1	1	0	
32	Amauri Williams	14	2-3	0-0	4-7	1-2-3	1	0	2	0	0	8	
24	Ryanne Allen	21	2-4	1-2	2-2	1-2-3	1	1	1	1	1	7	
12	Demi Washington	19	2-4	0-0	1-3	0-2-2	0	0	1	0	0	5	
TM TEAM		0	0-0	0-0	0-0	5-5-10	0	0	1	0	0	0	
Totals		-	200	18-42	7-12	11-18	12-20-32	13	12	24	3	7	54

**Score by Periods**

	1st	2nd	3rd	4th	Total
UT Martin	11	17	21	17	66
Vanderbilt	9	11	11	23	54

**36**  
GAME 9  
**75**

UT Martin at South Dakota State  
12/12/22 | 6 pm at Frost Arena - Brookings, SD

**UT Martin 36 • 3-6**

##	Player	GS	MIN	FG	3PT	FT	O-B-T	PF	A	T	B	S	PTS
23	Currie-Jelks, S.	*	30	7-13	0-1	0-2	1-3-4	4	2	0	1	1	14
33	Storey, Josie	*	36	2-8	2-6	1-2	0-1-1	2	0	0	0	2	7
25	Pipkin, Paige	*	35	2-8	1-6	2-3	0-2-2	4	1	2	0	0	7
05	Robins, Seygan	*	33	2-7	2-5	0-0	1-1-2	1	3	7	0	2	6
04	Brown, Anaya	*	25	0-4	0-0	0-0	0-5-5	5	1	4	0	2	0
02	Thompson, Ella	21	1-4	0-2	0-0	0-0-0	1	0	2	0	1	2	
03	Cannon, Diamond	13	0-1	0-1	0-0	0-3-3	0	0	0	0	0	0	
00	Boykin, Sydnee	7	0-2	0-2	0-0	0-1-1	1	0	1	0	1	0	
TM TEAM		0	0-0	0-0	0-0	2-1-3	0	0	2	0	0	0	
Totals		-	200	14-47	5-23	3-7	4-17-21	18	7	18	1	9	36

**South Dakota State 75 • 7-4**

##	Player	GS	MIN	FG	3PT	FT	O-B-T	PF	A	T	B	S	PTS
44	Myah Selland	*	24	4-6	1-2	2-2	3-2-5	0	2	2	2	1	11
33	Paiton Burckhard	*	24	4-5	2-2	0-0	0-6-6	2	4	1	0	2	10
20	Tori Nelson	*	23	4-6	1-2	0-0	1-3-4	0	3	3	0	3	9
13	Haleigh Timmer	*	21	3-4	1-2	1-1	0-3-3	1	4	1	0	1	8
10	Dru Glyten	*	21	1-2	1-2	0-0	0-3-3	0	5	1	0	0	3
22	Madysen Vlastuin	20	5-8	3-5	1-1	0-1-1	0	1	1	0	0	14	
03	Madison Mathiowetz	19	1-5	1-3	4-4	1-0-1	0	2	0	0	0	7	
24	Mesa Byom	5	2-3	0-1	2-2	0-2-2	0	0	0	0	0	6	
31	Brooklyn Meyer	13	1-5	0-0	2-3	1-6-7	2	0	2	1	2	4	
12	Kallie Theisen	15	1-1	0-0	1-3	0-3-3	1	0	4	0	1	3	
05	Ellie Colbeck	10	0-0	0-0	0-0	0-1-1	2	1	1	0	0	0	
42	Regan Nesheim	5	0-1	0-1	0-0	0-0-0	0	0	0	0	0	0	
TM TEAM		0	0-0	0-0	0-0	0-2-2	0	0	1	0	0	0	
Totals		-	200	26-46	10-20	13-16	6-32-38	8	22	17	3	10	75

**Score by Periods**

	1st	2nd	3rd	4th	Total
UT Martin	6	9	12	9	36
South Dakota St.	15	16	24	20	75

**67**  
GAME 10  
**61**

UT Martin at South Dakota  
12/14/22 | 3:30 pm at Sanford Coyote Sports Center - Vermillion, SD

**UT Martin 36 • 4-6**

##	Player	GS	MIN	FG	3PT	FT	O-B-T	PF	A	T	B	S	PTS
23	Currie-Jelks, S.	*	25	10-19	0-1	3-3	2-2-4	5	0	2	1	0	23
05	Robins, Seygan	*	38	5-9	5-8	1-2	0-2-2	3	3	3	0	4	16
25	Pipkin, Paige	*	34	4-10	1-4	4-4	0-1-1	2	3	3	0	0	13
04	Brown, Anaya	*	38	2-4	1-1	5-6	1-10-11	3	1	2	2	0	10
33	Storey, Josie	*	35	1-7	1-6	0-0	0-3-3	2	5	2	0	2	3
02	Thompson, Ella	14	1-2	0-0	0-0	0-3-3	0	4	0	0	0	2	
03	Cannon, Diamond	15	0-3	0-2	0-0	0-2-2	2	1	1	1	0	0	
00	Boykin, Sydnee	1	0-0	0-0	0-0	0-0-0	0	0	0	0	0	0	
TM TEAM		0	0-0	0-0	0-0	1-4-5	0	0	1	0	0	0	
Totals		-	200	23-54	8-22	13-15	4-27-31	17	17	14	4	6	67

**South Dakota 61 • 4-7**

##	Player	GS	MIN	FG	3PT	FT	O-B-T	PF	A	T	B	S	PTS
21	Grace Larkins	*	26	4-13	1-6	3-4	1-5-6	5	5	5			

# SEASON/CAREER STATISTICS

SUMMARY	Overall Statistics										Career Statistics									
	GP-GS	Min/G	FG%	3PT%	FT%	R/G	A/G	STL	BLK	PTS/G	GP-GS	Min/G	FG%	3PT%	FT%	R/G	A/G	STL	BLK	PTS/G
Kenley McCarn	4-3	33.5	.444	.300	.895	4.3	1.0	5	3	19.8	4-3	33.5	.444	.300	.895	4.3	1.0	5	3	19.8
S. Currie-Jelks	11-11	27.4	.520	.273	.655	6.5	0.5	10	9	13.8	11-11	27.4	.520	.273	.655	6.5	0.5	10	9	13.8
Paige Pipkin	11-8	30.0	.436	.348	.762	2.4	2.5	13	3	10.9	68-64	29.2	.401	.344	.792	3.2	2.5	90	18	9.7
Shae Littleford	8-8	31.1	.359	.280	.857	2.8	3.8	13	1	8.9	32-31	33.6	.366	.298	.762	2.5	2.5	55	4	10.5
Seygan Robins	11-10	29.7	.380	.462	.923	1.5	2.5	20	1	8.7	57-47	30.5	.405	.449	.879	2.1	3.0	87	5	8.6
Anaya Brown	11-3	24.6	.367	.500	.731	5.0	0.9	7	5	5.7	11-3	24.6	.367	.500	.731	5.0	0.9	7	5	5.7
Lexi Rubel	8-8	25.1	.351	.286	.750	4.1	0.9	7	4	4.6	8-8	25.1	.351	.286	.750	4.1	0.9	7	4	4.6
Josie Storey	11-3	17.4	.261	.216	.833	1.0	1.0	12	1	3.4	11-3	17.4	.261	.216	.833	1.0	1.0	12	1	3.4
Diamond Cannon	10-0	9.9	.474	.000	.750	1.6	0.1	4	1	2.1	10-0	9.9	.474	.000	.750	1.6	0.1	4	1	2.1
Ella Thompson	3-0	17.7	.250	.000	.000	2.0	1.3	1	0	1.3	24-19	25.6	.431	.419	.647	4.0	0.5	23	5	5.7
Sydneey Boykin	9-1	4.9	.182	.143	.000	0.2	0.0	1	0	0.6	9-1	4.9	.182	.143	.000	0.2	0.0	1	0	0.6

SCORING	Overall Statistics											Career Statistics										
	FG	FGA	FG%	3FG	FG	3PT%	FT	FTA	FT%	PTS	PTS/G	FG	FGA	FG%	3FG	FGA	3PT%	FT	FTA	FT%	PTS	PTS/G
Kenley McCarn	28	63	.444	6	20	.300	17	19	.895	79	19.8	28	63	.444	6	20	.300	17	19	.895	79	19.8
S. Currie-Jelks	65	125	.520	3	11	.273	19	29	.655	152	13.8	65	125	.520	3	11	.273	19	29	.655	152	13.8
Paige Pipkin	44	101	.436	16	46	.348	16	21	.762	120	10.9	226	564	.401	83	241	.344	126	159	.792	661	9.7
Shae Littleford	23	64	.359	7	25	.280	18	21	.857	71	8.9	106	290	.366	25	84	.298	99	130	.762	336	10.5
Seygan Robins	30	79	.380	24	52	.462	12	13	.923	96	8.7	160	395	.405	114	254	.449	58	66	.879	492	8.6
Anaya Brown	18	49	.367	8	16	.500	19	26	.731	63	5.7	18	49	.367	8	16	.500	19	26	.731	63	5.7
Lexi Rubel	13	37	.351	2	7	.286	9	12	.750	37	4.6	13	37	.351	2	7	.286	9	12	.750	37	4.6
Josie Storey	12	46	.261	8	37	.216	5	6	.833	37	3.4	12	46	.261	8	37	.216	5	6	.833	37	3.4
Diamond Cannon	9	19	.474	0	3	.000	3	4	.750	21	2.1	9	19	.474	0	3	.000	3	4	.750	21	2.1
Ella Thompson	2	8	.250	0	3	.000	0	0	.000	4	1.3	50	116	.431	26	62	.419	11	17	.647	137	5.7
Sydneey Boykin	2	11	.182	1	7	.143	0	0	.000	5	0.6	2	11	.182	1	7	.143	0	0	.000	5	0.6

TOTALS	Overall Statistics										Career Statistics									
	ORB	DRB	TOTAL	PF	FO	A	TO	A/TO	Hi Pts	ORB	DRB	TOTAL	PF	FO	A	TO	A/TO	Hi Pts		
Kenley McCarn	3	14	17	9	0	4	14	0.3	79	3	14	17	9	0	4	14	0.3	79		
S. Currie-Jelks	22	49	71	39	2	6	21	0.3	152	22	49	71	39	2	6	21	0.3	152		
Paige Pipkin	3	23	26	22	0	27	25	1.1	120	35	185	220	132	2	169	160	1.1	661		
Shae Littleford	4	18	22	22	0	30	25	1.2	71	12	68	80	73	1	79	91	0.9	336		
Seygan Robins	1	15	16	18	1	27	34	0.8	96	17	105	122	102	1	170	139	1.2	492		
Anaya Brown	13	42	55	30	2	10	15	0.7	63	13	42	55	30	2	10	15	0.7	63		
Lexi Rubel	11	22	33	12	1	7	24	0.3	37	11	22	33	12	1	7	24	0.3	37		
Josie Storey	1	10	11	24	2	11	6	1.8	37	1	10	11	24	2	11	6	1.8	37		
Diamond Cannon	3	13	16	9	0	1	9	0.1	21	3	13	16	9	0	1	9	0.1	21		
Ella Thompson	0	6	6	4	0	4	2	2.0	4	12	84	96	46	1	13	24	0.5	137		
Sydneey Boykin	1	1	2	2	0	0	2	0.0	5	1	1	2	2	0	0	2	0.0	5		

# SEASON STATISTICS

RECORD:	OVERALL	HOME	AWAY	NEUTRAL
ALL GAMES	4-7	1-2	2-3	1-2
CONFERENCE	0-0	0-0	0-0	0-0
NON-CONFERENCE	4-7	1-2	2-3	1-2

##	Player	GP	GS	Min	Avg	TOTAL			3-PTS			FREE THROWS			REBOUNDS				PF	FO	A	TO	Blk	Stl	Pts	Avg
						FG	FGA	Pct	3FG	FGA	Pct	FT	FTA	Pct	Off	Def	Tot	Avg								
44	Kenley McCarn	4	3	134	33.5	28	63	.444	6	20	.300	17	19	.895	3	14	17	4.3	9	0	4	14	3	5	79	19.8
23	S. Currie-Jelks	11	11	301	27.4	65	125	.520	3	11	.273	19	29	.655	22	49	71	6.5	39	2	6	21	9	10	152	13.8
25	Paige Pipkin	11	8	330	30.0	44	101	.436	16	46	.348	16	21	.762	3	23	26	2.4	22	0	27	25	3	13	120	10.9
11	Shae Littleford	8	8	249	31.1	23	64	.359	7	25	.280	18	21	.857	4	18	22	2.8	22	0	30	25	1	13	71	8.9
05	Seygan Robins	11	10	327	29.7	30	79	.380	24	52	.462	12	13	.923	1	15	16	1.5	18	1	27	34	1	20	96	8.7
04	Anaya Brown	11	3	271	24.6	18	49	.367	8	16	.500	19	26	.731	13	42	55	5.0	30	2	10	15	5	7	63	5.7
12	Lexi Rubel	8	8	201	25.1	13	37	.351	2	7	.286	9	12	.750	11	22	33	4.1	12	1	7	24	4	7	37	4.6
33	Josie Storey	11	3	191	17.4	12	46	.261	8	37	.216	5	6	.833	1	10	11	1.0	24	2	11	6	1	12	37	3.4
03	Diamond Cannon	10	0	99	9.9	9	19	.474	0	3	.000	3	4	.750	3	13	16	1.6	9	0	1	9	1	4	21	2.1
02	Ella Thompson	3	0	53	17.7	2	8	.250	0	3	.000	0	0	.000	0	6	6	2.0	4	0	4	2	0	1	4	1.3
00	Sydneey Boykin	9	1	44	4.9	2	11	.182	1	7	.143	0	0	.000	1	1	2	0.2	2	0	0	2	0	1	5	0.6
TM	TEAM.....														22	24	46	4.2	0		9				0	
	<b>Total.....</b>	<b>11</b>				<b>246</b>	<b>602</b>	<b>.409</b>	<b>75</b>	<b>227</b>	<b>.330</b>	<b>118</b>	<b>151</b>	<b>.781</b>	<b>84</b>	<b>237</b>	<b>321</b>	<b>29.2</b>	<b>191</b>	<b>8</b>	<b>127</b>	<b>186</b>	<b>28</b>	<b>93</b>	<b>685</b>	<b>62.3</b>
	<b>Opponents.....</b>	<b>11</b>				<b>254</b>	<b>604</b>	<b>.421</b>	<b>82</b>	<b>237</b>	<b>.346</b>	<b>133</b>	<b>184</b>	<b>.723</b>	<b>130</b>	<b>283</b>	<b>413</b>	<b>37.5</b>	<b>176</b>	<b>-</b>	<b>163</b>	<b>208</b>	<b>31</b>	<b>99</b>	<b>723</b>	<b>65.7</b>

Team Statistics	UTM	OPP
SCORING	685	723
Points per game	62.3	65.7
Scoring margin	-3.5	-
FIELD GOALS-ATT	246-602	254-604
Field goal pct	.409	.421
3 POINT FG-ATT	75-227	82-237
3-point FG pct	.330	.346
3-pt FG made per game	6.8	7.5
FREE THROWS-ATT	118-151	133-184
Free throw pct	.781	.723
F-Throws made per game	10.7	12.1
REBOUNDS	321	413
Rebounds per game	29.2	37.5
Rebounding margin	-8.4	-
ASSISTS	127	163
Assists per game	11.5	14.8
TURNOVERS	186	208
Turnovers per game	16.9	18.9
Turnover margin	+2.0	-
Assist/turnover ratio	0.7	0.8
STEALS	93	99
Steals per game	8.5	9.0
BLOCKS	28	31
Blocks per game	2.5	2.8
ATTENDANCE	3845	8619
Home games-Avg/Game	3-1282	5-1664
Neutral site-Avg/Game	-	3-100

Date	Opponent	Score	Attend
11/10/22	TROY	84-89	1147
11/14/22	ARKANSAS ST.	73-54	1309
11/17/22	at Missouri	55-60	2107
11/21/22	vs Marshall	57-70	99
11/22/22	vs Norfolk St.	55-70	83
11/23/22	vs Purdue Fort Wayne	81-51	117
11/30/22	MURRAY ST.	52-71	1389
12/04/22	at Vanderbilt	66-54	1913
12/12/22	at South Dakota St.	36-75	743
12/14/22	at South Dakota	67-61	1426
12/17/22	at Missouri St.	59-68	2131

\$ = Hostilo Community Classic  
 ! = OVC Basketball Championship  
 \* = Conference game

Score By Periods:	1st	2nd	3rd	4th	Total
UT Martin	150	157	179	199	685
Opponents	178	159	182	204	723


# RADIO/TV CALL SHEET



0

**SYDNEEY BOYKIN**

G • 5-9 • Junior  
Clarksville, Tenn.



2

**ELLA THOMPSON**

F • 5-11 • Sophomore  
Bardstown, Ky.



3

**DIAMOND CANNON**


F • 5-10 • Junior  
Detroit, Mich.



4

**ANAYA BROWN**

F • 6-1 • Freshman  
Lexington, Ky.



5

**SEYGAN ROBINS**

G • 5-8 • Graduate  
Harrodsburg, Ky.



11

**SHAE LITTLEFORD**

G • 5-7 • Sophomore  
Charleston, Ill.



12

**LEXI RUBEL**


G/F • 6-1 • Freshman  
Cape Girardeau, Mo.



20

**HALEY HALLETT**


F • 6-1 • Freshman  
Savannah, Tenn.



23

**SHARNECE CURRIE-JELKS**


F • 6-2 • Freshman  
Jackson, Tenn.



25

**PAIGE PIPKIN**


G • 5-10 • Graduate  
Henderson, Tenn.



33

**JOSIE STOREY**

G • 5-10 • Freshman  
Mountain View, Ark.



44

**KENLEY McCARN**

G/F • 5-11 • Freshman  
Melbourne, Ark.

## COACHING STAFF



**KEVIN McMULLAN**

HEAD COACH  
14th Season



**GARNER SMALL**

ASSISTANT COACH  
First Season



**MADDIE WALDROP**

ASSISTANT COACH  
First Season



**STACIE EVANS**

DIRECTOR OF OPERATIONS  
13th Season



**KINLEIGH HARRIS**

GRADUATE ASSISTANT  
First Season