



UT MARTIN SKYHAWKS

WOMEN'S BASKETBALL 2022-23 GAME NOTES



SEVEN OVC CHAMPIONSHIPS • FOUR OVC TOURNAMENT TITLES • FOUR NCAA TOURNAMENT APPEARANCES • SIX WOMENS NIT QUALIFIERS

THE MATCHUP



UT MARTIN SKYHAWKS | 3-6, 0-0 OVC

Head Coach: Kevin McMillan (Rhodes College, 1989)
Career Record: 255-167 (14th season)
Record at UTM: Same

Points: Kenley McCann (19.8) **Steals:** Shae Littleford (1.6)
Rebounds: Sharnecce Currie-Jelks (6.8) **Blocks:** Sharnecce Currie-Jelks (0.8)
Assists: Shae Littleford (3.8)

PPG 62.1
 Opp. PPG 66.0
 Margin -3.9
 FG% 41.1
 3PT FG% 34.2
 FT% 77.1
 RPG 28.8
 APG 11.7
 TPG 17.1
 SPG 8.7
 BPG 2.3

VS



SOUTH DAKOTA COYOTES | 4-6, 0-0 SUMMIT

Head Coach: Kayla Karius (Wisconsin-Green Bay, 2011)
Career Record: 4-6 (1st season)
Record at SD: Same

Points: Grace Larkins (16.5) **Steals:** Grace Larkins (2.0)
Rebounds: Grace Larkins (6.8) **Blocks:** Grace Larks (0.4)
Assists: Grace Larkins (3.7)

PPG 69.3
 Opp. PPG 65.7
 Margin +3.6
 FG% 39.0
 3PT FG% 36.9
 FT% 76.8
 RPG 37.8
 APG 13.8
 TPG 12.3
 SPG 6.9
 BPG 2.3

PROBABLE STARTING LINEUP



SEYGAN ROBINS
 7.3 PPG • 1.2 RPG
 2.6 APG • 1.3 SPG



JOSIE STOREY
 3.1 PPG • 0.9 RPG
 0.7 APG • 1.0 SPG



PAIGE PIPKIN
 10.9 PPG • 2.6 RPG
 2.4 APG • 1.6 SPG



ANAYA BROWN
 4.6 PPG • 4.0 RPG
 0.8 APG • 0.5 SPG



SHARNECCE CURRIE-JELKS
 12.8 PPG • 6.8 RPG
 0.7 APG • 1.0 SPG

FULL COURT PRESS



PLAYER TO WATCH

#23 • SHARNECCE CURRIE-JELKS
 6-2 • Jackson, Tenn. • Fr.

Freshman forward Sharnecce Currie-Jelks continued her strong play as the Skyhawks returned to the court against South Dakota State. Against the Jackrabbits, Currie-Jelks tallied her sixth straight game in double figures after leading the team with 14 points while also tallying four rebounds.

- The University of Tennessee at Martin women's basketball team continues its six-game road swing with a matchup at Summit League foe South Dakota on Wednesday, Dec. 14. Tipoff from the Sanford Coyote Sports Center is slated for 5:30 p.m. with the contest being broadcast on Midco Sports.
- The Skyhawks enter the matchup with a 3-6 record after starting out their current six-game road trip with a 1-1 record following a 66-54 victory at Vanderbilt before falling at South Dakota State (75-36) on Monday evening. In the team's first contest in eight days, UT Martin struggled to find its offensive rhythm with two starters out of the lineup while being limited to season-lows in points scored (36), field goal percentage (29.8 percent) and free throw percentage (42.9 percent).
- One of the team's top performers is freshman Sharnecce Currie-Jelks who continued a stretch of strong outings by scoring in double figures for the sixth consecutive game. A two-time OVC Freshman of the Week, Currie-Jelks paced UT Martin with 14 points while adding four rebounds, two assists and a block against SDSU.
- South Dakota boast a 4-6 overall record after an impressive campaign last season which saw the Coyotes advance to the Sweet 16 of the NCAA Tournament. With a first-year coach at the helm in Kayla Karius, the Coyotes are looking to snap a five-game losing streak when the Skyhawks come to town. In South Dakota's most recent matchup on Sunday afternoon, the squad dropped a 76-60 decision.
- The Coyotes are led offensively by sophomore guard Grace Larkins who leads the team in all of their major categories. Larkins has scored in double figures in nine of the team's 10 games while pacing the squad with 16.5 points, 6.8 rebounds, 3.7 assists and 2.0 steals. Her best game came against Northern Colorado when she tossed in 30 points and eight rebounds.
- This marks the second consecutive matchup for the Skyhawks against a member of the Summit League. Additionally, this is the first meeting against South Dakota in program history.

SERIES HISTORY

Series tied 0-0

Last Meeting	N/A
Game Result	N/A
Streak	N/A
First Meeting	N/A
UTM vs. SD in Martin	0-0
UTM vs. SD in Vermillion	0-0
McMillan vs. South Dakota	0-0

2022-23 SCHEDULE/RESULTS

BREAKDOWN	OVERALL RECORD:	3-6
	OVC	0-0
	NON-CONFERENCE	3-6
	HOME	1-2
	AWAY	1-2
	NEUTRAL	1-2

NOVEMBER

Date	Day	Opponent	TV	Time (CT)
10	THU	TROY	ESPN+	L, 89-84
14	MON	ARKANSAS STATE	ESPN+	W, 73-54
17	THU	at Missouri	SECN+	L, 60-55
21	MON	vs. Marshall	BeTheBeast	L, 70-57
22	TUE	vs. Norfolk State	BeTheBeast	L, 70-55
23	WED	vs. Purdue Fort Wayne	BeTheBeast	W, 81-51
30	WED	MURRAY STATE	ESPN+	L, 71-52

DECEMBER

Date	Day	Opponent	TV	Time (CT)
4	SUN	at Vanderbilt	SECN	W, 66-54
12	MON	at South Dakota State	ESPN+	L, 75-36
14	WED	at South Dakota	MidCo	5:30 pm
17	SAT	at Missouri State	ESPN3	1 pm
22	THU	at Evansville	-	6 pm
29	THU	at Little Rock*	ESPN+	5 pm
31	SAT	MOREHEAD STATE*	ESPN+	1 pm

JANUARY

Date	Day	Opponent	TV	Time (CT)
5	THU	SOUTHEAST MISSOURI*	ESPN+	5:30 pm
7	SAT	TENNESSEE TECH*	ESPN+	1 pm
12	THU	at Tennessee State*	ESPN+	5:30 pm
14	SAT	at Southern Indiana*	ESPN+	5 pm
19	THU	at Southeast Missouri*	ESPN+	5 pm
21	SAT	EASTERN ILLINOIS*	ESPN+	1 pm
26	THU	LINDENWOOD*	ESPN+	5:30 pm
28	SAT	SOUTHERN INDIANA*	ESPN+	1 pm

FEBRUARY

Date	Day	Opponent	TV	Time (CT)
2	THU	at SIUE*	ESPN+	11 am
4	SAT	at Lindenwood*	ESPN+	1 pm
9	THU	at Eastern Illinois*	ESPN+	5 pm
11	SAT	LITTLE ROCK*	ESPN+	1 pm
16	THU	SIUE*	ESPN+	5:30 pm
18	SAT	at Tennessee Tech*	ESPN+	1 pm
23	THU	TENNESSEE STATE*	ESPN+	5:30 pm
25	SAT	at Morehead State*	ESPN+	Noon

MARCH

Date	Day	Opponent	TV	Time (CT)
1-4	-	OVC Basketball Championship!		

Hostilo Community Classic - Savannah, Ga.
 † OVC Championship - Evansville, Ind.
 Home games in **BOLD CAPS** in Elam Center
 * Ohio Valley Conference game

UNIVERSITY INFORMATION

Location	Martin, Tenn.
Founded	1900; Senior College, 1951
Enrollment	6,873
Nickname	Skyhawks
Colors	Navy Blue & Orange
Affiliation	NCAA Division I
Conference	Ohio Valley
Chancellor	Dr. Keith Carver
Athletics Director	Kurt McGuffin
Athletics Office	731-881-7660
Assistant AD/SWA	Danelle Fabianich
Ticket Office Phone	731-881-7207

COACHING STAFF

Head Coach	Kevin McMillan (14th year)
Alma Mater	Rhodes, 1989
Career Record	255-166
Record at UT Martin	Same
E-mail	dmcml10@utm.edu
Office Phone	731-881-7681

TEAM INFORMATION

2021-22 Overall Record	12-18
2021-22 OVC Record/Finish	9-9 (6th)
Home	5-8
Away	5-6
Neutral	2-4
Letter Winners Returning/Lost	4/8
Starters Returning/Lost	4/2
Newcomers	9

PROGRAM HISTORY

First Year of Basketball	1969
All-Time Basketball Record	689-770
Record at Home	337-212
All-Time OVC Record	285-232

SPORTS INFORMATION

WBB Contact	Alex Boggis
Email	dboggis@utm.edu
Office Phone	731-881-7964
Cell Phone	618-357-1536
Press Row Phone	731-881-7694
Mailing Address	1022 Elam Center Martin, Tenn. 38238
Website	www.UTMSports.com



SKYHAWKS IN PRINT

The name of our institution is the University of Tennessee at Martin and if abbreviated, should be referred to as UT Martin. The University of Tennessee at Martin should be used as the first reference in a news story. UT Martin should be used in subsequent references and UTM is acceptable in headlines.

Tennessee-Martin, UT-Martin, UT or Martin should NEVER be used. The description Skyhawks should be used to represent all UT Martin athletic teams. Hawks should never be used.

MEET THE SKYHAWKS



Front Row: Shae Littleford, Diamond Cannon, Paige Pipkin, Seygan Robins, Sydneey Boykin and Kenley McCarn.
Second Row: Haley Hallett, Ella Thompson, Sharnecce Currie-Jelks, Clara Garland, Anaya Brown, Lexi Rubel and Josie Storey.



NUMERICAL ROSTER

No.	Name	Pos.	Ht.	Class	Hometown (Previous School)
0	Sydneey Boykin	G	5-9	Jr.	Clarksville, Tenn. (Mercer)
2	Ella Thompson	F	5-11	So.	Bardstown, Ky. (Bethlehem HS)
3	Diamond Cannon	F	5-10	Jr.	Detroit, Mich. (Bradley)
4	Anaya Brown	F	6-1	Fr.	Lexington, Ky. (Lafayette HS)
5	Seygan Robins	G	5-8	Gr.	Harrodsburg, Ky. (Louisville)
11	Shae Littleford	G	5-7	So.	Charleston, Ill. (Charleston HS)
12	Lexi Rubel	G	6-1	Fr.	Cape Girardeau, Mo. (Notre Dame HS)
14	Clara Garland	C	6-5	Fr.	Iuka, Miss. (Tishomingo County HS)
20	Haley Hallett	F	6-1	Fr.	Savannah, Tenn. (Hardin County HS)
23	Sharnecce Currie-Jelks	F	6-2	Fr.	Jackson, Tenn. (Southside HS)
25	Paige Pipkin	G	5-10	Gr.	Henderson, Tenn. (Chester County HS)
33	Josie Storey	G	5-10	Fr.	Mountain View, Ark. (Mountain View HS)
44	Kenley McCarn	G	5-11	Fr.	Melbourne, Ark. (Melbourne HS)



COACHING AND SUPPORT STAFF

	Name	Experience	Alma Mater
Head Coach	Kevin McMillan	14th season	Rhodes College, 1989
Assistant Coach	Garner Small	1st season	Olivet College, 2014
	Maddie Waldrop	1st season	UT Martin, 2021
Director of Operations	Stacie Evans	13th season	UT Martin, 2004
Graduate Assistant	Kinleigh Harris	1st season	UT Martin, 2022



ROSTER INFORMATION

BY CLASS

Graduate (2): Pipkin, Robins
Juniors (2): Boykin, Cannon
Sophomores (2): Littleford, Thompson
Freshmen (7): Brown, Currie-Jelks, Garland, Hallett, McCarn, Rubel, Storey

BY HOME STATE

Arkansas (2): McCarn, Storey
Illinois (1): Littleford
Kentucky (3): Brown, Robins, Thompson
Michigan (1): Cannon
Mississippi (1): Garland
Missouri (1): Rubel
Tennessee (4): Boykin, Currie-Jelks, Hallett, Pipkin

BY POSITION

Guards (7)	Forwards (6)
Boykin	Brown
Littleford	Cannon
McCarn	Currie-Jelks
Pipkin	Garland
Robins	Hallett
Rubel	Thompson
Storey	

PRONUNCIATION GUIDE

4	Uh-nay-uh Brown
5	Say-ghen Robins
11	Shay Littleford
14	Clair-uh Garr-land
23	Shar-niece Currie-Jelks



0

SYDNEEY BOYKIN

Junior • G • 5-9 • Clarksville, Tenn. (Mercer)

GP-GS	PPG	RPG	APG	SPG	BPG	MPG
7-1	0.7	0.3	0.0	0.1	0.0	6.0
FG%: .182 3FG%: .143 FT%: .000						
CAREER HIGHS	Pts: 11	Reb: 5	Asst: 3	Stl: 3	Blk: 1	Min: 26

- Played seven minutes at South Dakota State
- Scored season-high five points vs. Marshall
- Earned first career start against Marshall
- Played two seasons at Mercer; Played in 49 games
- Helped Bears win back-to-back SoCon tournaments
- Tallied 48 points, 54 rebounds, 23 assists, 12 steals
- Scored career-high 11 points vs. Western Carolina in 20-21
- Majoring in sociology



2

ELLA THOMPSON

Sophomore • F • 5-11 • Bardstown, Ky. (Bethlehem HS)

GP-GS	PPG	RPG	APG	SPG	BPG	MPG
1-0	2.0	0.0	0.0	1.0	0.0	21.0
FG%: .250 3FG%: .000 FT%: .000						
CAREER HIGHS	Pts: 14	Reb: 12	Asst: 1	Stl: 3	Blk: 2	Min: 38

- Made season debut at South Dakota State, tallying two points
- Missed first eight game with injury
- Scored in double figures four times
- Notched 10 or more rebounds twice
- Scored career-high 15 points vs. Belmont
- Tallied career-high 12 rebounds vs. SIUE
- First career double-double at Morehead State (14 pts, 10 reb)
- Majoring in business management



3

DIAMOND CANNON

Junior • F • 5-10 • Detroit, Mich. (Bradley)

GP-GS	PPG	RPG	APG	SPG	BPG	MPG
8-0	2.1	1.6	0.0	0.4	0.0	8.3
FG%: .538 3FG%: .000 FT%: .750						
CAREER HIGHS	Pts: 8	Reb: 4	Asst: 1	Stl: 2	Blk: 0	Min: 12

- Tallied three rebounds at South Dakota State
- Tallied career-highs in points (8) and rebounds (4) vs Purdue Fort Wayne
- Played one season at Bradley; Saw action in five games
- Played two seasons at Columbia State CC
- 2020-21 NJCAA All-American | 20.1 ppg, 9.3 rpg, 2.2 apg
- Tabbed 2020-21 TCCAA Player of the Year
- Scored 20 points or more 11 times in 2020-21
- Majoring in sociology



Pronunciation
Uh-nay-uh

4

ANAYA BROWN

Freshman • F • 6-1 • Lexington, Ky. (Lafayette HS)

GP-GS	PPG	RPG	APG	SPG	BPG	MPG
9-1	4.6	4.0	0.8	0.6	0.2	22.2
FG%: .361 3FG%: .538 FT%: .667						
CAREER HIGHS	Pts: 9	Reb: 8	Asst: 4	Stl: 1	Blk: 0	Min: 27

- Tallied five rebounds in first career start at South Dakota State
- Tallied career-highs with 9 points, 8 rebounds at Missouri
- Prepped at Lafayette HS
- Averaged 17.8 points, 9.4 rebounds per game as a senior
- Named Region 11 Player of the Year | Miss Kentucky finalist
- Named Lexington All-City Player of the Year
- Averaged a double-double as a junior with 17.7 ppg, 12.3 rpg
- Majoring in exercise science and wellness



Pronunciation
Say-ghen

5

SEYGAN ROBINS

Graduate • G • 5-8 • Harrodsburg, Ky. (Louisville)

GP-GS	PPG	RPG	APG	SPG	BPG	MPG
9-8	7.3	1.2	2.6	1.3	0.1	27.9
FG%: .333 3FG%: .436 FT%: 1.000						
CAREER HIGHS	Pts: 26	Reb: 7	Asst: 6	Stl: 5	Blk: 1	Min: 39

- Tallied six points, three assists at South Dakota State
- Dished out 15 assists in last four games
- Preseason All-OVC
- Scored career-high 26 points vs. SIUE in OVC Tourney
- Averaged 9.8 points, 2.4 rebounds, 2.8 assists last season
- Scored in double figures 18 times | 8x last season
- Knocked down three or more 3PT FGs in 15 career games
- Tallied four or more assists in 23 games
- Graduated in 2021 | Pursuing Master's in special education



Pronunciation
Shay

11

SHAE LITTLEFORD

Sophomore • G • 5-7 • Charleston, Ill. (Charleston HS)

GP-GS	PPG	RPG	APG	SPG	BPG	MPG
8-8	8.9	2.8	3.8	1.6	0.1	31.1
FG%: .359 3FG%: .280 FT%: .857						
CAREER HIGHS	Pts: 21	Reb: 6	Asst: 8	Stl: 6	Blk: 1	Min: 40

- Missed game at South Dakota State (illness)
- Tallied 14 points, career-high eight assists at Vanderbilt
- Preseason All-OVC | Named to OVC All-Newcomer team
- Averaged 11.0 points, 2.4 rebounds, 2.0 assists last season
- Scored career-high 21 points vs. Morehead State
- Scored in double figures 17 times
- 3x OVC Freshman of the Week (1/4, 2/15 & 2/28)
- Tallied four or more steals in five games
- Majoring in sports business



12

LEXI RUBLE

Freshman • G • 6-1 • Cape Girardeau, Mo. (Notre Dame HS)

GP-GS	PPG	RPG	APG	SPG	BPG	MPG
8-8	4.6	4.1	0.9	0.9	0.5	25.1
FG%: .351 3FG%: .286 FT%: .750						
CAREER HIGHS	Pts: 12	Reb: 7	Asst: 3	Stl: 3	Blk: 1	Min: 31

- Missed game at South Dakota State (injury)
- Tallied career-highs in points (12) and rebounds (7) vs. Purdue Fort Wayne
- Averaged a double-double w/ 15.9 ppg, 10.3 rpg, 4.9 apg
- Scored 1,463 points while leaving ND as program's all-time leader in rebounds (970), assists (434) and steals (289)
- Back-to-back CBJ Female Athlete of the Year honors
- Three-time Class 5 All-State selection and district POY
- Majoring in exercise science and wellness



Pronunciation
Clair-uh Garr-land

14

CLARA GARLAND

Freshman • C • 6-5 • Iuka, Miss. (Tishomingo County HS)

GP-GS	PPG	RPG	APG	SPG	BPG	MPG
0-0	0.0	0.0	0.0	0.0	0.0	0.0
FG%: .000 3FG%: .000 FT%: .000						
CAREER HIGHS	Pts: 0	Reb: 0	Asst: 0	Stl: 0	Blk: 0	Min: 0

- Has not played this season (coaches decision)
- Prepped at Tishomingo County HS
- Averaged 15.0 ppg, 11.0 rpg and four blocks as senior
- Helped team to 31-win season and 4A state runner-up
- Tallied 18 points, 23 rebounds and 10 blocks against Clinton HS
- Tabbed to Dandy Dozen of Mississippi
- Majoring in special education



20

HALEY HALLETT

Freshman • F • 6-1 • Savannah, Tenn. (Hardin County HS)

GP-GS	PPG	RPG	APG	SPG	BPG	MPG
0-0	0.0	0.0	0.0	0.0	0.0	0.0
FG%: .000 3FG%: .000 FT%: .000						
CAREER HIGHS	Pts: 0	Reb: 0	Asst: 0	Stl: 0	Blk: 0	Min: 0

- Has not played this season (medical)
- Prepped at Hardin County HS
- Garnered All-West Tennessee honors
- Averaged 10.0 points, 5.2 rebounds and 20 blocks as junior



Pronunciation
Shar-niece


23

SHARNECE CURRIE-JELKS

Freshman • F • 6-2 • Jackson, Tenn. (Southside HS)

GP-GS	PPG	RPG	APG	SPG	BPG	MPG
9-9	12.8	6.8	0.7	1.0	0.8	27.4
FG%: .543 3FG%: .333 FT%: .591						
CAREER HIGHS	Pts: 21	Reb: 15	Asst: 2	Stl: 2	Blk: 4	Min: 33

- Tallied 14 points, 4 rebounds at South Dakota State
- Scored career-high 21 points vs. Purdue Fort Wayne
- Named 2x OVC Freshman of the Week (11/29)/(12/6)
- Hostilo Hoops Classic All-Tourney Team (16.0 ppg, 4.7 rpg)
- Tallied double-double vs. Troy | 14 points, 15 rebounds
- Scored in double figures seven times this season | 20+ once
- Missed senior season with injury
- Averaged 12.8 ppg, 9.0 rpg, 2.0 spg, 2.0 bpg as junior
- Majoring in nursing



25

PAIGE PIPKIN

Graduate • G • 5-10 • Henderson, Tenn. (Chester County HS)

GP-GS	PPG	RPG	APG	SPG	BPG	MPG
9-6	10.9	2.6	2.4	1.4	0.3	28.9
FG%: .450 3FG%: .375 FT%: .733						
CAREER HIGHS	Pts: 33	Reb: 9	Asst: 7	Stl: 5	Blk: 2	Min: 40

- Scored seven points at South Dakota State
- Tallied season-high 23 points, five rebounds vs. Arkansas State
- Preseason All-OVC
- Named to All-OVC second team | 12.3 ppg, 4.1 rpg
- Scored career-high 33 points at Austin Peay
- Tallied career-high nine rebounds vs. No. 24 Virginia Tech
- Scored in double figures 28 times | 20+ 5x | 30+ once
- 4x OVC Commissioner's Honor Roll | 2021-22 OVC Medal of Honor
- Graduate in 2021 | Expected to graduate w/ MBA in Dec. 22



33

JOSIE STOREY

Freshman • G • 5-10 • Mountain View, Ark. (Mountain View HS)

GP-GS	PPG	RPG	APG	SPG	BPG	MPG
9-1	3.1	0.9	0.7	1.0	0.0	14.3
FG%: .290 3FG%: .259 FT%: .750						
CAREER HIGHS	Pts: 9	Reb: 1	Asst: 3	Stl: 3	Blk: 0	Min: 36

- Tallied seven points in first career start at South Dakota State
- Tallied three steals against Norfolk State
- Scored career-high 9 points at Missouri
- Prepped at Mountain View HS
- Averaged 25.0 ppg as senior
- Tallied 37 points, eight rebounds vs. Valley Springs
- Helped team to back-to-back state titles in 2019 and 2020
- Majoring in exercise science and wellness



44

KENLEY McCARN

Freshman • G/F • 5-11 • Melbourne, Ark. (Melbourne HS)

GP-GS	PPG	RPG	APG	SPG	BPG	MPG
4-3	19.8	4.3	1.0	1.3	0.8	33.5
FG%: .444 3FG%: .300 FT%: .895						
CAREER HIGHS	Pts: 31	Reb: 7	Asst: 1	Stl: 2	Blk: 2	Min: 38

- Out indefinitely with foot injury | Missed last four games
- Scored in double figures in all four games played
- Named OVC Player of the Week | 2x Freshman of the Week
- Scored 31 points vs. Troy | Program record for Skyhawk debut
- Led team to four straight state titles | 130-7 overall record
- Named MaxPreps Small Town All-American second team
- Named 2A state tournament MPV in three straight seasons
- Majoring in accounting

UT MARTIN ANALYTICAL SUMMARY

The plus/minus stat reflects how the team did while that player is on the court. If a player is a +5, it means his team outscored the opponent by five points while he was on the court. If he has a -3, then the opposing team outscored his team by three points while he was on the court.

Player	22-23	Avg/Gm	Best +/- Performance
#0 - Sydneey Boykin (7)	-19	-2.7	+5 vs. Murray State (11/30)
#2 - Ella Thompson (0)	-	-	-
#3 - Diamond Cannon (8)	-20	-2.5	+5 vs. Purdue Fort Wayne (11/23)
#4 - Anaya Brown (9)	-55	-6.1	+5 vs. Purdue Fort Wayne (11/23)
#5 - Seygan Robins (9)	-1	0.1	+26 vs. Purdue Fort Wayne (11/23)
#11 - Shae Littleford (8)	+11	0.0	+26 vs. Purdue Fort Wayne (11/23)
#12 - Lexi Rubel (8)	+2	-1.3	+25 vs. Purdue Fort Wayne (11/23)
#14 - Clara Garland (0)	-	-	-
#20 - Haley Hallett (0)	-	-	-
#23 - Sharnece Currie-Jelks (9)	-13	-1.4	+25 vs. Purdue Fort Wayne (11/23)
#25 - Paige Pipkin (9)	-24	-2.7	+22 vs. Purdue Fort Wayne (11/23)
#33 - Josie Storey (9)	-28	-3.1	+13 vs. Purdue Fort Wayne (11/23)
#44 - Kenley McCarn (4)	-1	-0.25	+15 vs. Arkansas State (11/14)

QUICK HITS



MCMILLAN AMONGST OVC LEADERBOARD

• With a career record of 255-166, UT Martin head coach **Kevin McMillan** currently ranks third in total wins in Ohio Valley Conference history. McMillan also ranks first amongst active coaches.

Coch (Program)	W	L	%
1. Larry Inman (MTSU/EKU/TSU)	545	352	.606
2. Bill Worrell (TTU)	408	190	.682
3. Kevin McMillan (UTM)	255	166	.607
4. Lewis Bivens (MTSU)	182	103	.639
5. Marynell Meadors (TTU)	181	100	.730

SKYHAWKS KNOCK OFF ANOTHER POWER-FIVE PROGRAM

• With a 66-54 win against Vanderbilt on Dec. 4, the Skyhawks picked up their fourth win against a Power 5 program in the school's Division I history. The win marked the team's first victory since knocking off Alabama in 2015 (83-65) and the most recent road win since also upsetting Alabama in 2013 (75-57). Overall, the Skyhawks have program wins against Alabama, Ole Miss and Vanderbilt.

CURRIE-JELKS NAMED OVC FRESHMAN OF THE WEEK (AGAIN)

• Forward **Sharnecce Currie-Jelks** has picked up OVC Freshman of the Week honors in back-to-back weeks after stringing together five consecutive games in double figures. She picked up her first honor in Week 3 (Nov. 21-27) after scoring in double figures in all three games of the Hostilo Hoops Community Classic against foes Marshall, Norfolk State and Purdue Fort Wayne. Currie-Jelks averaged 16.0 points and 4.7 rebounds per game while shooting 51.4 percent from the floor. Then she averaged 14.5 points and 8.0 rebounds per game after a pair of Week 4 matchups against Murray State and Vanderbilt.

FRESHMEN SWEEP WEEKLY OVC HONORS

• So far this season, UT Martin has claimed all four of the OVC Freshman of the Week honors through the first four weeks. Guard **Kenley McCarn** garnered back-to-back selections in Week 1 and 2 while forward **Sharnecce Currie-Jelks** claimed consecutive honors in Week 3 and 4.

CURRIE-JELKS NAMED TO HOSTILO HOOPS ALL-TOURNAMENT TEAM

• Freshman **Sharnecce Currie-Jelks** was named to the Hostilo Hoops Community Classic All-Tournament team after scoring in double figures in all three contests and averaging 16.0 points and 4.7 rebounds per game. While shooting 51.4 percent from the field during the tournament, she scored a career-high 21 points in the win over Purdue Fort Wayne.

McCARN EARNS PAIR OF OVC WEEKLY HONORS

• Newcomer **Kenley McCarn** picked up a pair of OVC honors after an impressive debut performance by being named both OVC Player of the Week and Freshman of the Week. McCarn averaged 31.0 points, 3.0 rebounds, 2.0 blocks and 1.0 assists for the week while shooting 63.1 percent from the floor and 100 percent from the free throw stripe.

DOWN BUT NOT OUT

• UT Martin faced a second half deficit as large as 10 points against Arkansas State before rallying to pick up a 73-54 victory for the team's first win of the season. The Skyhawks held the Red Wolves to just 21 points in the second half and finished the game on a 23-2 run to pull away for the 19-point victory.



MID-MAJOR TOP 25

Team	Rec.	Pts.
1. Gonzaga (29)	7-2	774
2. FGCU (2)	8-1	738
3. Princeton	4-2	695
4. Columbia	7-2	642
5. Toledo	6-2	630
6. Drake	4-2	573
7. South Dakota State	5-4	565
8. Drexel	5-2	544
9. Kent State	5-2	514
10. Cleveland State	7-1	452
11. Illinois State	5-2	443
12. Stephen F. Austin	6-2	417
13. Northern Illinois	7-1	399
14. Bowling Green	6-1	380
15. Troy	3-4	316
16. Quinnipiac	4-3	305
17. Portland	5-4	280
18. Grand Canyon	6-1	253
19. Ball State	5-2	172
20. Norfolk State	10-1	128
21. James Madison	6-2	100
22. South Dakota	4-4	98
23. North Dakota State	6-2	93
24. Eastern Illinois	7-1	85
25. UIC	8-1	63

DEBUT FOR THE RECORD BOOKS

• Skyhawk freshman **Kenley McCarn** wasted no time in making her presence known this season by scoring 31 points in the season-opener against Troy. McCarn scored 31 points while making 12-of-19 field goal attempts and 6-of-6 free throw attempts to rank as the most points by a Skyhawk in their debut.

FRESHMAN DOUBLE-DOUBLE

• Freshman forward **Sharnecce Currie-Jelks** had a big night in her collegiate debut by recording a double-double against Troy. Currie-Jelks tallied 14 points and 15 rebounds in her first official game since her junior season of high school. The contest also marked the first time a Skyhawk had tallied 15 or more rebounds since current assistant coach Maddie Waldrop tallied 16 boards against Tennessee State in 2019.

THAT 70'S SHOW

• 70 has proven to be the magic number for the Skyhawks in recent history. Under the direction of head coach Kevin McMillan, UT Martin is 187-38 when eclipsing the 70-point plateau. When the Skyhawks have scored 80 points or more, they are 116-9 during the same span.

FOUR SKYHAWKS REACH DOUBLE FIGURES

• UT Martin showed its balance in the team's season opener against Troy on Thursday night. The Skyhawks had four different players score in double figures as they were led by **Kenley McCarn** with 31 points while the trio of **Paige Pipkin**, **Seygan Robins** and **Sharnecce Currie-Jelks** tossed in 14 points each. The performance was in stark contrast to last season in which it took the Skyhawks 14 games until they placed four players in double-digits offensively.

FRESHMEN STARTERS

• UT Martin saw its freshman class carry a heavy load in the team's season-opener against Troy. The Skyhawks started three freshman in the contest while bringing two others off the bench. The contest marked the first time since 2010-11 that the Skyhawks started three or more true freshmen in a season opener.



SKYHAWK TRIO GARNERS PRESEASON HONORS

• The Skyhawk trio of **Paige Pipkin**, **Shae Littleford** and **Seygan Robins** were recognized as Preseason All-Ohio Valley Conference honorees. Meanwhile, the Skyhawks were picked to finish second in the league standings in a preseason poll of the league's head coaches and sports information directors. **Pipkin** was an All-OVC second team selection after averaging 12.3 points and 4.1 rebounds per game. **Littleford** was added to the OVC All-Newcomer team after averaging 11.0 points and 2.0 assists per game. Meanwhile, **Robins** averaged 9.8 points and 2.8 assists.

HOME COURT ADVANTAGE

• UT Martin has tallied 271 home victories since 1995, making the Elam Center a daunting place for visiting teams. During McMillan's tenure the Skyhawks have posted a 131-35 record at home since taking over as head coach, posting an .789 winning percentage. The Skyhawks have also posted a 95-16 home record (85.6 percent) against OVC foes during the same span.

UT Martin Record at Home Under McMillan

2018-19.....	14-1	2010-11.....	10-0
2019-20.....	13-1	2012-13.....	10-5
2011-12.....	12-1	2014-15.....	10-2
2013-14.....	11-1	2020-21.....	9-1
2015-16.....	11-1	2009-10.....	7-4
2017-18.....	11-3	2016-17.....	7-6
2021-22.....	5-8	2022-23.....	1-2

SKYHAWKS MATCH UP AGAINST THE BEST

• UT Martin has never shyed away from playing some of the best teams in the country under head coach **Kevin McMillan**. Since taking over in 2009-10, McMillan and the Skyhawks have played 28 nationally ranked opponents. This season the Skyhawks are set to play nationally ranked and defending WNIT champion South Dakota State along with seven other programs which earned postseason berths in 2021-22.

SKYHAWKS RETURN OFFENSIVE PRODUCTION

• The Skyhawks return 70.8 percent of their offensive production in the team's four returners from last year's squad. **Paige Pipkin** led the team with 12.3 points per game while **Shae Littleford** also averaged double figures with 11.0 points per game. The team also welcomes back the squad's third and sixth leading scorers in **Seygan Robins** (9.8 ppg) and **Ella Thompson** (6.3 ppg) combining for 39.6 of the team's 70.8 points per contest.

SKYHAWKS PICKED TO FINISHED SECOND IN OVC

• In a poll of the OVC's head coaches and sports information directors, UT Martin has been picked to finish second in the league's preseason poll. The Skyhawks garnered 134 points overall and four first place votes.

2022-23 OVC Predicted Order of Finish

1.	Tennessee Tech (11 first place votes) - 147
2.	UT Martin (4 first place votes) - 134
3.	Little Rock (4 first place votes) - 129
4.	Eastern Illinois - 115
5.	Tennessee State (1 first place vote) - 95
6.	SIUE - 83
7.	Southern Indiana - 66
8.	Southeast Missouri - 61
9.	Lindenwood - 33
	Morehead State - 33



SKYHAWK RECORD WHEN...

Playing at home.....	1-2
Playing on the road.....	1-2
Playing on a neutral floor.....	1-2
Playing Top-25 Opponent.....	0-0
Playing day games.....	2-0
Playing night games.....	1-6
Playing in white uniforms.....	1-3
Playing in navy uniforms.....	1-1
Playing in orange uniforms.....	1-2
Leading at halftime.....	2-2
Trailing at halftime.....	1-4
Tied at halftime.....	0-0
Game decided by 1-4 points.....	0-0
Game decided by 5-9 points.....	0-2
Game decided by 10-14 points.....	1-1
Game decided by 15 points or more.....	2-3
Scoring less than 60 points.....	0-5
Scoring 60-69 points.....	1-0
Scoring 70-79 points.....	1-0
Scoring 80-89 points.....	1-1
Scoring 90-99 points.....	0-0
Scoring 100 or more points.....	0-0
Allowing less than 50 points.....	0-0
Allowing 50-59 points.....	3-0
Allowing 60-69 points.....	0-1
Allowing 70-79 points.....	0-4
Allowing 80 or more points.....	0-1
Finishing with better FG%.....	3-1
Finishing with worse FG%.....	0-4
Shooting 50% or better on FGs.....	1-1
Shooting under 50% on FGs.....	2-5
Finishing with better 3PT FG%.....	1-3
Finishing with worse 3PT FG%.....	2-3
Shooting 40% or better on 3PT FGs.....	1-2
Shooting under 40% on 3PT FGs.....	2-4
Leading in rebounds.....	2-0
Trailing in rebounds.....	1-6
Tied in rebounds.....	0-0
Leading in assists.....	2-1
Trailing in assists.....	1-5
Tied in assists.....	0-0
Leading in steals.....	2-3
Trailing in steals.....	0-3
Tied in steals.....	1-0
Leading in blocks.....	0-2
Trailing in blocks.....	2-4
Tied in blocks.....	1-0
Committing fewer turnovers than opponent.....	3-3
Committing more turnovers than opponent.....	0-2
Committing same number of turnovers.....	0-1
Winning on points in the paint.....	3-1
Losing on points in the paint.....	0-5
Scoring the same number of points in paint.....	0-0
Scoring more bench points.....	1-2
Scoring fewer bench points.....	2-4
Scoring the same number of bench points.....	0-0
Scoring more fastbreak points.....	3-1
Scoring fewer fastbreak points.....	0-5
Scoring the same number of fastbreak points.....	0-0
A Skyhawk scores 20+ points.....	2-1
A Skyhawk scores 30+ points.....	0-1
A Skyhawk records a double-double.....	0-1
Playing in November.....	2-5
Playing in December.....	1-1
Playing in January.....	0-0
Playing in February.....	0-0
Playing in March.....	0-0

QUICK HITS

UT MARTIN WINS EXHIBITION MATCHUP VS FREED-HARDEMAN

• UT Martin scored early and often behind a strong debut performance by the freshman trio of **Kenley McCarn**, **Sharnecce Currie-Jelks** and **Josie Storey** to power past NAIA foe Freed-Hardeman 73-37 in an exhibition contest. McCarn ranked as the game's leading scorer with 19 points and five rebounds – including 13 points in the opening quarter alone. Meanwhile, Currie-Jelks tallied 11 points and eight rebounds while Storey scored 11 points – including a trio of trifectas. Fellow freshman Lexi Rubel also contributed with a game-high nine rebounds.

McMILLAN'S CHAMPIONSHIP PEDIGREE

• UT Martin has won 10 OVC championship under Kevin McMillan including six regular season titles (2011-12, 2013-14, 2014-15, 2015-16, 2019-20, 2020-21) and four OVC tournament crowns (2011, 2012, 2013, 2014). His 10 titles lead all active OVC coaches - men or women - by three with Belmont's women's basketball coach Bart Brooks ranking second with seven.

Coach, School	Season	Tourn.	Total
Kevin McMillan, UT Martin (W)	6	4	10
Bart Brooks, Belmont (W)	4	3	7
Matt McMahon, Murray State (M)	4	2	6
Casey Alexander, Belmont (M)	2	1	3
Rekha Patterson, SEMO (W)	0	1	1

UT MARTIN FROM DEEP

• The Skyhawks have made a three-pointer field goal in 433 consecutive games, a streak which dates back to Feb. 3, 2009 against Austin Peay and ranks seventh nationally.

Program	Total
1. Iowa State (Feb. 1995-Pres.)	847
2. Chattanooga (Dec. 16, 1999-Pres.)	696
3. Milwaukee (2002-Pres.)	594
4. UC Davis (Feb. 15, 2003-Pres.)	553
5. Bowling Green (Feb. 12, 2005-Pres.)	540
6. Austin Peay (2006-Pres.)	475
7. UT Martin (Feb. 3, 2009-Pres.)	433

250 WINS AND CLIMBING

• UT Martin head coach **Kevin McMillan** picked up his 250th career victory with a 60-57 win over Austin Peay on Feb. 14. With the win, McMillan became the sixth head coach in OVC history to eclipse 250 career victories - men's and women's.

Coach (Program)	W	L	%
1. Larry Inman (MTSU/EKU/TSU)	545	352	.606
2. Dave Loos (APSU)	420	410	.506
3. Bill Worrell (TTU)	408	190	.682
4. Cal Luther (MUR/UTM)	319	283	.530
5. E.A. Diddle (WKU)	296	143	.674
6. Kevin McMillan (UTM)	255	166	.607

LITTLEFORD AND PIPKIN GARNER OVC MEDALS OF HONOR

• The Skyhawk duo of **Shae Littleford** and **Paige Pipkin** earned OVC Academic Medal of Honor awards after stellar academic seasons in 2021-22. The OVC Academic Medal of Honor is given annually to the student-athletes who achieve the highest grade point average in a Conference-sponsored sport. Each of the 287 OVC Medal of Honor recipients for the 2021-22 academic year carried a perfect 4.0 GPA.

EIGHT SKYHAWKS NAMED TO OVC COMMISSIONER'S HONOR ROLL

• The Skyhawk women's basketball team featured eight players which were named to the OVC Commissioner's Honor Roll for the 2021-22 academic year with at least a 3.25 Grade Point Average. Included on that list are returners **Shae Littleford**, **Paige Pipkin**, **Seygan Robins** and **Ella Thompson**.

SKYHAWK BIRTHDAYS

Haley Hallett	January 14, 2004
Seygan Robins	February 17, 1999
Josie Storey	March 4, 2004
Ella Thompson	March 14, 2003
Anaya Brown	March 27, 2004
Sydney Boykin	April 3, 2002
Sharnecce Currie-Jelks	May 27, 2004
Clara Garland	September 23, 2003
Paige Pipkin	October 4, 1998
Kenley McCarn	October 8, 2003
Diamond Cannon	October 14, 2000
Lexi Rubel	October 22, 2003
Shae Littleford	October 25, 2002

2023 OVC BASKETBALL CHAMPIONSHIP RETURNS TO EVANSVILLE

• For the sixth straight year, the Ohio Valley Conference Board of Presidents has awarded the 2023 OVC Women's Basketball Championship to the Ford Center in Evansville, Ind. The OVC Basketball Championship is scheduled for March 1-4 and will feature eight women's teams with a merit-based double-bye system.

KATHLEEN AND TOM ELAM CENTER

• Built in 1963, the Kathleen and Tom Elam Center was named in honor of longtime UT Board of Trustees member Col. Tom Elam and his wife, Kathleen. The Elam Center houses both the women's and men's basketball teams with all home games being played in Skyhawk Arena. In addition of Skyhawk Arena, which holds a seating capacity of approximately 4,300 seats, the Elam Center also houses both teams locker rooms, training facility and weight room.

PAT SUMMITT COURT

• The floor in the Kathleen and Tom Elam Center is named for former Tennessee Lady Vols head coach Pat Head Summitt who played her collegiate basketball at UT Martin (1970-74) before becoming the winningest basketball coach in the NCAA with 1,098 victories and eight national championships.

OVC AND ESPN+ STREAMING PARTNERSHIP

• For the fourth straight season, ESPN+ is the exclusive home for live web streamed athletic contests involving OVC schools. It offers fans thousands of additional live events, on-demand content and original programming not available on ESPN's linear TV or digital networks. ESPN+ is an integrated part of the completely redesigned ESPN App and ESPN.com.

FOLLOW THE SKYHAWKS

• The official Twitter of UT Martin Skyhawk Athletics is @UTMSports. Skyhawk women's basketball's account is @UTMartinWBB.

SKYHAWK NEWS ONLINE

• UTMSports.com is the official website for UT Martin Athletics. It is the best source for up-to-date information on the Skyhawk women's basketball team. Rosters, box scores, cumulative statistics, pre-game notes and other materials are available on the site.

SKYHAWK RADIO NETWORK

• The flagship station for Skyhawk women's basketball is Thunderbolt Broadcasting with its games broadcast on WCMT 1410 AM, 100.5 FM, 92.7 FM, 96.1 FM, 99.7 FM and 103.3 FM. Chris Brinkley is in his 22nd year as coordinator of the Skyhawk Radio Network.

OHIO VALLEY CONFERENCE



OVC WEEKLY AWARDS

OVC PLAYER OF THE WEEK

Date	Player	Team
Nov. 15	Kenley McCarn	UT Martin
	Gia Adams	Tennessee State
Nov. 22	Lariah Washington	Eastern Illinois
Nov. 29	Ajulu Thatha	SIUE
	Meredith Riley	Southern Indiana
Dec. 6	Lariah Washington	Eastern Illinois
Dec. 13	Meredith Raley	Southern Indiana
Dec. 20	-	-
Dec. 27	-	-
Jan. 3	-	-
Jan. 10	-	-
Jan. 17	-	-
Jan. 24	-	-
Jan. 31	-	-
Feb. 7	-	-
Feb. 14	-	-
Feb. 21	-	-
Feb. 28	-	-

OVC NEWCOMER OF THE WEEK

Date	Player	Team
Nov. 15	Jaiyah Smith	Little Rock
Nov. 22	Macy McGlone	Eastern Illinois
Nov. 29	Veronica Charles	Morehead State
Dec. 6	Veronica Charles	Morehead State
Dec. 13	Erica Haynes-Overton	Tennessee State
Dec. 20	-	-
Dec. 27	-	-
Jan. 3	-	-
Jan. 10	-	-
Jan. 17	-	-
Jan. 24	-	-
Jan. 31	-	-
Feb. 7	-	-
Feb. 14	-	-
Feb. 21	-	-
Feb. 28	-	-

OVC FRESHMAN OF THE WEEK

Date	Player	Team
Nov. 15	Kenley McCarn	UT Martin
Nov. 22	Kenley McCarn	UT Martin
Nov. 29	Sharnecce Currie-Jelks	UT Martin
Dec. 6	Sharnecce Currie-Jelks	UT Martin
Dec. 13	Faith Lee	Little Rock
	Alecia Doyle	Southeast Missouri
Dec. 20	-	-
Dec. 27	-	-
Jan. 3	-	-
Jan. 10	-	-
Jan. 17	-	-
Jan. 24	-	-
Jan. 31	-	-
Feb. 7	-	-
Feb. 14	-	-
Feb. 21	-	-
Feb. 28	-	-



OVC STANDINGS

SCHOOL	OVC	PCT.	STREAK	OVERALL	PCT.	HOME	AWAY	NEUTRAL	STREAK
Eastern Illinois	0-0	.000		7-2	.778	3-2	4-0	0-0	W1
Tennessee Tech	0-0	.000		4-3	.571	4-0	0-3	0-0	W1
Southern Indiana	0-0	.000		4-4	.500	3-1	1-3	0-0	W1
Southeast Missouri	0-0	.000		4-5	.444	4-0	0-4	0-1	W1
Tennessee State	0-0	.000		4-5	.444	4-1	0-4	0-0	L2
Morehead State	0-0	.000		4-6	.400	4-1	0-5	0-0	L1
UT Martin	0-0	.000		3-6	.333	1-2	1-2	1-2	L1
Little Rock	0-0	.000		2-6	.250	2-3	0-3	0-0	L1
Lindenwood	0-0	.000		0-8	.000	0-2	0-5	0-1	L8
SIUE	0-0	.000		0-8	.000	0-3	0-5	0-0	L8



OVC SCHEDULE AT A GLANCE

Wednesday, December 14

UT Martin at South Dakota	5:30 pm
Hannibal-LaGrange at Lindenwood	7 pm

Thursday, December 15

Tennessee State at Baylor	11 am	ESPN+
Little Rock at Alabama	6 pm	SEC Network

Saturday, December 17

Southern Indiana at Wright State	11 am	
SIUE at Northern Illinois	Noon	
UT Martin at Missouri State	1 pm	ESPN+
Tennessee Tech at ULM	4 pm	ESPN+



PRESEASON HONORS

Predicted Order of Finish

1.	Tennessee Tech (11 first-place votes)	147
2.	UT Martin (Four first-place votes)	134
3.	Little Rock (Four first-place votes)	129
4.	Eastern Illinois	115
5.	Tennessee State (One first-place vote)	95
6.	SIUE	83
7.	Southern Indiana	66
8.	Southeast Missouri	61
9.	Lindenwood	33
	Morehead State	33

Preseason All-OVC Team

Lariah Washington, Eastern Illinois	G	Sr.
Paige Pipkin, UT Martin	G	Gr.
Gia Adams, Tennessee State	G	So.
Shae Littleford, UT Martin	G	So.
Mikayla Kinnard, SIUE	G	Sr.
Jada Guinn, Tennessee Tech	G	Sr.
Jordan Brock, Tennessee Tech	G	Gr.
Anna Walker, Tennessee Tech	F	Jr.
Seygan Robins, UT Martin	G	Gr.
Hannah Haithcock, Southern Indiana	F	Sr.
Kennedi Watkins, Southeast Missouri	F	So.
Morgan Litwiller, Eastern Illinois	F	Sr.



GET TO KNOW McMILLAN

EDUCATION

- Undergraduate: Rhodes College, 1989
- Masters: Middle Tennessee, 2007

PLAYING CAREER HIGHLIGHTS

- Began career at Wake Forrest in 1985
- Played three years at Rhodes College, 86-89
- 1988 SCAC Player of the Year
- Three-time SCAC All-Conference Selection
- Ranked No. 9 all-time Rhodes (1,372 pts)

CAREER HISTORY

UT MARTIN (2009-PRESENT)

- Head Coach
- 255-166 in 14 seasons
- Went to four consecutive NCAA Tournaments
- Posted seven 20-win seasons
- Four-time OVC Coach of the Year
- Won six OVC season championships
- Won four OVC Tournament championships
- Led team to nine postseason berths

GIBSON COUNTY HS (2007-09)

- Head Coach
- 62-6 record in two seasons
- Won state championship in 2008-09

MIDDLE TENNESSEE (2005-07)

- Assistant Coach
- Went to back-to-back NCAA Tournaments

WESTVIEW HS (1997-2005)

- Head Coach
- 196-73 record in eight seasons

MILLINGTON CENTRAL HS (1990-97)

- Head Coach
- 177-47 in seven seasons

CHAMPIONSHIPS

OVC CHAMPIONSHIP

- 2012, 2014, 2015, 2016, 2020, 2021

OVC TOURNAMENT CHAMPIONSHIP

- 2011, 2012, 2013, 2014

COACHING HONORS

- 2009-10 OVC Coach of the Year
- 2010-11 TSWA Women's Coach of the Year
- 2014-15 OVC Coach of the Year
- 2015-16 OVC Coach of the Year
- 2020-21 OVC Coach of the Year



BY THE NUMBERS

- **Overall:** 255-166 (.607)
- **OVC Play:** 169-54 (.758) | **Non-OVC:** 85-109
- **Home:** 131-36 | **Away:** 96-103 | **Neutral:** 27-23
- **Conference Championships:** Six (12, 14, 15, 16, 20, 21)
- **Postseason:** 24-17 | **NCAA:** 0-4 | **WNIT:** 3-4



McMILLAN AT A GLANCE

In his 14 seasons as a NCAA Division I head coach, Kevin McMillan has racked up **255** total wins to serve as the OVC's active leader,

255

10

McMillan has led the Skyhawks to **10** OVC championships in his 13 seasons - including six regular season and four tournament crowns.

9

McMillan has led the Skyhawks to the postseason **nine** times in 13 seasons - including four consecutive NCAA Tournaments from 2010-14.



HEAD COACH KEVIN McMILLAN



YEAR-BY-YEAR HEAD COACHING RECORD

YEAR	OVERALL		OVC		FINISH	POSTSEASON
2009-10	11-19	.366	8-10	.444	4th	-
2010-11	21-11	.656	14-4	.777	2nd	NCAA Tournament First Round
2011-12	23-9	.719	15-1	.938	1st	NCAA Tournament First Round
2012-13	19-15	.559	11-5	.688	4th	NCAA Tournament First Round
2013-14	24-8	.750	15-1	.938	1st	NCAA Tournament First Round
2014-15	22-11	.667	16-0	1.000	1st	WNIT First Round
2015-16	22-10	.688	14-2	.875	1st	WNIT Second Round
2016-17	12-19	.387	8-8	.500	4th	-
2017-18	19-15	.559	13-5	.722	2nd	WNIT First Round
2018-19	23-9	.718	13-5	.722	2nd	-
2019-20	22-10	.688	16-2	.888	1st	WNIT Qualifier ^(Canceled)
2020-21	22-6	.785	17-2	.898	1st	WNIT Memphis Regional
2021-22	12-18	.413	9-9	.500	6th	-
2022-23	3-6	.333	0-0	.00	-	-
OVERALL	255-166	.607	169-54	.758	Nine Postseason Appearances	

The eighth head coach in UT Martin women's basketball history, Kevin McMillan is in his 14th year at the helm of the Skyhawk program as the school's all-time wins leader with 252 career victories.

Overall, the Skyhawks have won 10 Ohio Valley Conference titles during his 13 seasons at UT Martin – including six regular season titles and four tournament crowns. The Skyhawks reached the postseason in six consecutive seasons and nine seasons overall while reaching the NCAA Tournament in 2011, 2012, 2013 and 2014 while earning a bid to the Women's NIT in 2015, 2016, 2018, 2020 (canceled) and 2021. Additionally, the program has recorded eight 20-win seasons in the past 11 years with the Skyhawks posting a 252-160 record under McMillan, including a 169-54 mark in conference play. His 252 victories rank as the third-highest win total in OVC history, as he accounts for four OVC Coach of the Year awards.

Off the court, McMillan's teams have exceeded the average NCAA Academic Progress Rate in each of his 13 seasons. He has produced two OVC Scholar-Athletes (the highest individual honor in the league) and has graduated 100 percent of his student-athletes who have completed their eligibility in his Skyhawk tenure.

In 2021-22, the Skyhawks battled injuries and illness most of the season before finishing the campaign with a 12-18 overall record while going 9-9 in OVC play. The season snapped a streak of 12 consecutive years in which the Skyhawks finished in the top four of the OVC standings after entering the OVC Basketball Championship as the sixth seed. UT Martin boasted a pair of postseason awards as Paige Pipkin (All-OVC second team) and Shae Littleford (All-Newcomer) represented the squad.

Despite the 2020-21 season facing numerous challenges related to COVID-19 the Skyhawks posted yet another banner year. UT Martin notched its 11th 20-win season in program history after going 22-6 overall while posting a 17-2 mark in league play for the team's seventh regular season championship. In addition to the team's championship run, the squad earned a berth to the WNIT where they posted a pair of wins over Louisiana and Illinois State to become the first team in OVC history to record multiple victories in the same postseason.

Highlighting the season individually was the play of All-OVC forwards Chelsey Perry and Dasia Young who both earned first team honors. Perry was named the OVC Player of the Year for the second straight season after leading the league in multiple statistical categories including scoring (22.9 ppg), field goal percentage (50.2 percent) and field goals made (164). Following the season, Perry made waves by becoming the highest selection in OVC history by being selected 26th overall in the WNBA Draft by the Indiana Fever.

The Skyhawks posted their sixth league title in program history in 2019-20 after posting a 22-10 overall record while going 16-2 in league action. UT Martin would receive a berth into the Women's NIT after falling in the OVC Basketball Championship finals but the postseason event would be canceled because of COVID-19. In a season in which injuries plagued the roster, the Skyhawks continually rose to the occasions with its 10th 20-win season in program history while featuring a pair of All-OVC first-team performers in Perry and Maddie Waldrop.

Perry dominated postseason honors by being named WBCA Coaches' All-American honorable mention, a finalist for the Becky Hammon Mid-Major Player of the Year and OVC Player of the Year selection after ranking first nationally in field goal made (286), second in total points (740) and third in both points per game (23.1) and field goal attempts (386). Meanwhile, Waldrop earned her first All-OVC honor after ranking amongst OVC leaders in defensive rebounds (5.9, fourth), field goal percentage (48.6, fifth), rebounding (7.8 rpg, seventh) and scoring (12.7 ppg, eighth).

Despite having one of the youngest teams in the country on a program which featured just one senior on the roster, the Skyhawks still managed to meet program expectations throughout the 2018-19 season. The Skyhawks would post a 23-9 overall mark while finishing tied for second in the league standings with a record of 13-5. The team's 23 wins tied for the most wins in program history while appearing in the OVC Basketball Championship title contest for the seventh time in the last nine seasons. Highlighting the season was the emergence of senior Emanyne Robertson who put the finishing touches on her career with an All-OVC first team and OVC Defense Player of the Year selection. Meanwhile, sophomore Chelsey Perry earned All-OVC second team honors while freshman

Brittini Moore was selected to the OVC All-Newcomer squad.

McMillan saw the Skyhawks return to the postseason for the seventh time in his tenure in 2017-18 with another appearance in the Women's NIT. The Skyhawks would ultimately post a 19-15 overall mark while notching a 13-5 mark in league play to earn the No. 2 seed in the OVC Basketball Championship – where the squad advanced to the tournament finals before falling to No. 22 ranked Belmont in overtime. With the league's automatic bid to the Women's NIT, the Skyhawks would travel to Indiana where they fell to the eventual tournament champions.

Faced with one of the youngest rosters in the nation – boasting just four returners and an abundance of key injuries – the Skyhawks' 2016-17 campaign was a year of highs and lows. UT Martin would post a 12-19 overall record while finishing 8-8 in league play – earning the No. 4 seed in the OVC Basketball Championship before ultimately falling in the tournament semifinals. While the season failed to meet expectations, the squad found growth as three Skyhawks earned All-OVC honors. Spray highlighted the season by becoming just the program's third OVC Freshman of the Year while joining Feldhaus and Mason on the All-OVC second team.

The Skyhawks found success once again during the 2015-16 season, notching the program's eighth 20-win season after finishing with a 22-10 overall record and a 14-2 league mark despite playing with just seven healthy scholarship players for much of the year. The Skyhawks notched their third consecutive regular season title, ranking as the third program in conference history and first since 1993. After winning the season championship, the Skyhawks clinched their sixth straight postseason berth, earning a berth in the Women's NIT where they advanced to the second round before falling to Western Kentucky after defeating Memphis – notching the program's first postseason victory since 1999. With the squad's success, McMillan notched his second straight OVC Coach of the Year award – marking just the second time in league history that a coach has won the award in back-to-back seasons.

The 2014-15 season kept with the theme of several program firsts within McMillan's tenure while the squad's 22-11 overall record marked the program's seventh 20-win season. UT Martin notched yet another piece of OVC history after becoming just the sixth team in league history to finish the conference season with an unblemished record and just the second to finish 16-0. With the perfect conference record, the Skyhawks clinched their third OVC season title in the last four years while posting a league record of 46-2 during the stretch. The season also served as the fifth consecutive postseason appearance for the Skyhawks after earning an invitation to the Women's National Invitational Tournament against Ole Miss.

McMillan's 2013-14 squad recorded its sixth OVC championship during a four-year period with both a regular season and tournament championship. The McMillan led Skyhawks set new program records in victories with 24, while setting a new single season scoring record with 2,681 points en route to receiving the program's first votes in the USA TODAY Sports Top 25 Coaches' Poll and a near upset in the NCAA Tournament against No. 7 North Carolina.

The Skyhawks were led by the play of two premier senior guards in Heather Butler and Jasmine Newsome. Butler finished her career as UT Martin and the OVC's all-time leading scorer with 2,865 career points after being named the league's Player of the Year. Butler finished tied for 16th on the NCAA's all-time scoring list while scoring in double figures every game of her career, spanning 129 games and ranking fifth all-time. She also left the Skyhawks as the best three-point shooter in NCAA history after tying the career three-pointers record with 392.

Joining Butler with postseason accolades was the highly decorated Newsome. Newsome notched her third OVC Defensive Player of the Year honor while finishing her Skyhawk career as the school and league's second all-time leading scorer – second to Butler – with 2,566 career points. The two-time OVC Player of the Year was also named All-Mid Major Player of the Year and Mid Major All-American by College Sports Madness.

In his fourth year, the Skyhawks notched their third consecutive OVC Tournament championship during the 2012-13 season, downing No. 2 seed Tennessee Tech 87-80 in overtime on March 9, 2013. With the victory, UT Martin would advance to their third straight trip to the NCAA Tournament, to take on the Notre Dame Fighting Irish. The Skyhawks suffered a 97-64 setback to the eventual National Championship runner-up despite Butler scoring a tournament-best 37 points in the contest.

In 2011-12, McMillan's Skyhawks captured their second OVC Tournament championship in program history, downing No. 3 seed Tennessee Tech 82-65 on March 5. With the victory, UT Martin advanced to make its second consecutive NCAA Tournament appearance, traveling to the Horizon Center in Rosemont, Ill., to take on the Tennessee Lady Vols. The Skyhawks suffered a 72-49 setback to the hands of alumnus Pat Head Summitt.

Consisting of a roster of mostly West Tennessee players, the Skyhawks went 23-9 with a 15-1 OVC mark despite having a relatively young roster which featured just one senior. The 23-win season was the second consecutive 20-win slate for the Skyhawks while also leading the nation in scoring with 80.1 points per game. The Skyhawks were also the nation's top team in assist-to-turnover ratio (1.43) and sixth in assists (17.7 apg).

The 2010-11 season laid the foundation for the future, as three different Skyhawks combined to win an OVC Record 13 Freshmen of the Week honors along with the OVC Team Sportsmanship Award. McMillan's guided the team to a second place finish during the regular season before winning the program's first OVC Tournament title. With the title, the Skyhawks earned its first berth in the NCAA Tournament and played at Cameron Indoor Arena against the Duke Blue Devils.

The Skyhawks went 21-11 with a 14-4 OVC mark in 2010-11 despite having a roster that was the youngest team in America (only two years of Division-I experience heading into the season). The 20-win season was the first since 1998-99 and fourth 20-win campaign in program history.

McMillan's first season at UT Martin was a transformation in every sense of the work as he took over a program that had just finished 2-27 and went winless in conference play. Under his direction the Skyhawks finished the 2010-11 season with an overall record 11-19 while making the program's first OVC Tournament appearance since 2006-07. McMillan took his team all the way to the semifinals of the tournament along with being named OVC Coach of the Year and TSWA Women's Co-Head Coach of the Year.

Prior to being named head coach of the Skyhawks on June 15, 2009, McMillan posted a decorated career as a high school coach within the state of Tennessee. Through his 17 years in the prep ranks, the accumulated a record of 435-126 while winning one state championships and sporting six state tournament appearances. He has had coaching stints at Gibson County High School in Dyer (2007-09), Westview High School in Martin (1997-2005) and Millington High School in Millington (1990-97). McMillan was twice named the Jackson Sun's West Tennessee Coach of the Year in 2003 and 2009, while being tabbed district Coach of the Year 10 times. He also spent two season as an assistant coach at Middle Tennessee State.

McMillan played basketball at Wake Forest for one season (1985) before transferring to Rhodes College to finish out his career from 1986-89. At Rhodes, he was a three-time all-conference selection and in 1988 was named the Southern Collegiate Athletic Conference Player of the Year. In only three seasons, he scored 1,372 career points and still ranks ninth all-time at Rhodes for career points scored.

McMillan received his bachelor's degree in math and business in 1989 from Rhodes, then completed his master's in health and human performance at Middle Tennessee in 2007. He has two sons, Matt and Ben, along with one daughter, Alli.

McMILLAN VS. ALL OPPONENTS

Air Force	2-0	Missouri	0-6
Alabama	2-1	Morehead State	13-7
Alabama Huntsville	2-0	Murray State	24-7
Arizona	0-1	Nebraska	0-1
Arkansas	0-1	Norfolk State	0-1
Arkansas State	5-3	North Carolina	0-1
Austin Peay	22-5	North Carolina A&T	2-1
Baylor	0-1	North Dakota	1-0
Belmont	10-12	Northern Kentucky	0-1
Bowling Green	0-1	Northwestern	0-4
Central Arkansas	1-1	Notre Dame	0-1
Cincinnati	2-0	Ole Miss	0-1
Chattanooga	2-4	Ohio	0-1
Christian Brothers	1-0	Ohio State	0-1
Colorado	0-1	Oral Roberts	0-1
Dayton	0-1	Pepperdine	0-1
DePaul	0-1	Purdue	0-3
Duke	0-1	Purdue Fort Wayne	1-0
Eastern Illinois	22-9	Quinnipiac	1-0
Eastern Kentucky	17-2	Rhodes College	1-0
Eastern Washington	0-1	Saint Louis	2-2
Evansville	6-1	Saint Mary's	0-1
Florida State	0-1	Samford	4-2
George Washington	0-0	SIUE	16-8
Georgia State	1-1	South Dakota	0-0
Gonzaga	0-2	South Dakota State	0-1
Hawaii	0-1	Southeast Missouri	23-3
Houston Baptist	1-0	Southern Illinois	6-4
Illinois	0-2	Southern Mississippi	2-0
Illinois State	3-1	Stanford	0-1
Indiana	0-2	Tennessee	0-1
Indiana State	1-3	Tennessee State	15-4
Iowa	0-1	Tennessee Tech	13-6
IUPUI	1-1	Troy	0-1
Jacksonville State	14-3	UAB	0-1
Kansas State	0-1	Vanderbilt	1-4
Kentucky	0-2	Virginia Tech	0-1
Lamar	0-1	Western Carolina	2-0
Lipscomb	2-0	Western Kentucky	1-1
Louisiana	1-0	Winthrop	1-0
Louisville	0-12		
Marshall	0-2	Total	255-166
Memphis	1-2		
Miami (Ohio)	2-0		
Mississippi State	0-2		
Mississippi Valley State	2-0		

McMILLAN'S RECORD WHEN...

Home Record:	128-36
Road Record:	96-105
Neutral:	28-25
OVC Overall:	169-54
OVC Home:	96-17
OVC Road:	73-37
Ranked opponents:	0-28
Top 10 opponents:	0-12
Leading at half:	203-34
Trailing at half:	46-128
Tied at half:	7-4
UTM outshoots opponent:	205-21
Opponent outshoots UTM:	47-144
UTM shoots more free throws:	176-49
Opponent shoots more free throws:	72-103
UTM shoots the same amount of free throws:	7-11
UTM outrebounds opponent:	124-14
Opponent outrebounds UTM:	125-143
UTM causes more turnovers:	203-64
Opponents causes more turnovers:	45-83
UTM ties in turnovers:	61-16
Nonconference tournaments:	5-16
OVC Tournament:	21-9
NCAA Tournament:	0-4
WNIT:	3-4
Record in November:	36-47
Record in December:	35-51
Record in January:	74-32
Record in February:	81-18
Record in March:	26-16
Games decided by less than five points:	42-47
Games decided by 6-10 points:	52-33
Games decided by 11-20 points:	75-44
Games decided by 20+ points:	86-21
UTM scores 59 or less points:	14-80
UTM scores 60-69 points:	51-49
UTM scores 70-79 points:	73-30
UTM scores 80-89 points:	73-9
UTM scores 90-99 points:	27-0
UTM scores 100+ points:	16-0
Overtime record:	4-10
Record after a loss:	86-66
Longest winning streak:	18 games (2014-15)
Longest losing streak:	6 games (2009/2017/2021)

BREAKING DOWN SOUTH DAKOTA



SERIES HISTORY



SOUTH DAKOTA SEASON STATISTICS

Game Records

Record	Overall	Home	Away	Neutral
ALL GAMES	4-6	2-3	2-1	0-2
CONFERENCE	0-0	0-0	0-0	0-0
NON-CONFERENCE	4-6	2-3	2-1	0-2

Score by Periods

Team	1st	2nd	3rd	4th	OT	TOT
South Dakota	174	174	180	165	0	693
Opponents	153	175	142	187	0	657

Team Box Score

No.	Player	GP-GS	MIN	AVG	FG-FGA	FG%	3FG-3FGA	3FG%	FT-FTA	FT%	OFF	DEF	TOT	AVG	PF	DQ	A	TO	BLK	STL	PTS	AVG
21	LARKINS, Grace	10-10	31:20	31.1	54-140	.386	18-51	.353	39-47	.830	13	55	68	6.8	21	0	37	29	4	20	165	16.5
32	GRANGE, Madison	5-5	124:43	24.9	18-32	.563	8-13	.615	11-12	.917	7	13	20	4.0	9	0	5	7	1	2	55	11.0
41	HEMPE, Alexi	10-10	264:52	26.5	35-85	.412	14-31	.452	6-7	.857	10	29	39	3.9	15	0	12	14	1	4	90	9.0
10	HANSEN, Morgan	10-2	171:37	17.2	26-68	.382	14-37	.378	6-6	1.000	8	18	26	2.6	18	0	13	10	3	8	72	7.2
20	DUFFNEY, Carley	9-1	119:18	13.3	21-53	.396	4-11	.364	17-20	.850	8	9	17	1.9	4	0	6	7	0	4	63	7.0
30	UGOFSKY, Jeniah	10-10	170:48	17.1	26-48	.542	1-4	.250	11-19	.579	22	26	48	4.8	20	1	14	18	1	10	64	6.4
24	DEMERS, Walker	10-0	142:53	14.3	22-49	.449	3-4	.750	12-21	.571	21	33	54	5.4	25	0	4	14	1	5	59	5.9
3	GUEBERT, Macy	10-10	318:02	31.8	20-74	.270	10-41	.244	7-9	.778	3	22	25	2.5	21	1	23	7	3	6	57	5.7
2	AVILA-AMBROSI, Nicole	9-2	170:31	18.9	10-25	.400	7-15	.467	6-8	.750	6	13	19	2.1	10	0	12	5	4	5	33	3.7
25	CARSON, Cassidy	10-0	172:11	17.2	11-41	.268	7-26	.269	1-2	.500	4	13	17	1.7	9	0	9	2	3	3	30	3.0
33	HAYDON, Sophie	4-0	33:46	8.4	1-10	.100	0-0	.000	3-4	.750	4	5	9	2.3	6	0	3	5	2	2	5	1.3
Team												20	16	36				5				
Total		10	2000		244-625	.390	86-233	.369	119-155	.768	126	252	378	37.8	158	2	138	123	23	69	693	69.3
Opponents		10	2000		243-585	.415	67-207	.324	104-128	.813	93	255	348	34.8	151	3	136	148	41	63	657	65.7

Team Statistics

	SD	OPP
Scoring	693	657
Points per game	69.3	65.7
Scoring margin	+3.6	-
Field goals-att	244-625	243-585
Field goal pct	.390	.415
3 point fg-att	86-233	67-207
3-point FG pct	.369	.324
3-pt FG made per game	8.6	6.7
Free throws-att	119-155	104-128
Free throw pct	.768	.813
F-Throws made per game	11.9	10.4
Rebounds	378	348
Rebounds per game	37.8	34.8
Rebounding margin	+3.0	-
Assists	138	136
Assists per game	13.8	13.6
Turnovers	123	148
Turnovers per game	12.3	14.8
Turnover margin	+2.5	-
Assist/turnover ratio	1.1	0.9
Steals	69	63
Steals per game	6.9	6.3
Blocks	23	41
Blocks per game	2.3	4.1
Winning streak	0	-
Home win streak	0	-
Attendance	8819	1482
Home games-Avg/Game	5-1764	3-494
Neutral site-Avg/Game	-	2-111

Team Results

Date	Opponent		Score	Att.
11/07/2022	Midland	W	106-41	1778
11/10/2022	Creighton	L	51-74	2372
11/13/2022	at Bradley	W	71-53	500
11/16/2022	Bellevue	W	100-38	1547
11/20/2022	at Saint Louis	W	71-67	325
11/25/2022	vs Santa Clara	L	50-75	111
11/26/2022	vs Fordham	L	65-78	111
12/02/2022	at Northern Colo.	L	65-72	657
12/06/2022	Drake	L	54-83	1588
12/11/2022	Montana	L	60-76	1534



LAST MEETING



SOUTH DAKOTA COYOTES ROSTER

No.	Name	Pos.	Ht.	Class	Hometown / Previous School
2	Nicole Avila-Ambrosi	G	5-8	So.	Omaha, Neb./Cal Baptist
3	Macy Guebert	G	5-8	Sr.	Apple Valley, Minn./Eastview HS
10	Morgan Hansen	F	6-0	So.	Sioux Falls, S.D./Lincoln HS
20	Carley Duffney	F	5-10	R-Fr.	Green Bay, Wis./Preble HS
21	Grace Larkins	G	5-9	So.	Altoona, Iowa/Southeast Polk HS
22	Joy Bergstrom	G	5-9	Fr.	Mount Prospect, Ill./Saint Viator HS
23	Natalie Mazurek	C	6-2	So.	Eden Prairie, Minn./Eden Prairie HS
24	Walker Demers	C	6-1	Fr.	Grafton, N.D./Grafton HS
25	Cassidy Carson	G	6-1	R-Fr.	Eagan, Minn./Eastview HS
30	Jeniah Ugofsky	F	5-10	Sr.	Harrisburg, S.D./Harrisburg HS
32	Madison Grange	G	5-11	Sr.	Holladay, Utah/Utah Valley
33	Sophie Haydon	F	6-1	So.	Shorewood, Minn./George Washington
35	Allison Peplowski	F	6-1	Sr.	Williamston, Mich./Williamston HS
41	Alexi Hempe	F	6-0	R-So.	Fredericksburg, Va./TPLS Christian Academy

Head Coach: Kayla Karius

TEAM GAME HIGHS AND LOWS				
UT MARTIN		OPPONENT		
	HIGH	LOW	HIGH	LOW
• Points	84 vs. Troy (11/10)	36 at South Dakota State (12/12)	89 vs. Troy (11/10)	51 vs. Purdue Fort Wayne (11/23)
• First Quarter Points	28 vs. Purdue Fort Wayne (11/23)	6 at South Dakota State (12/12)	21 vs. Norfolk State (11/22)	9 at Vanderbilt (12/4)
• Second Quarter Points	20 vs. Troy (11/10)	9 at South Dakota State (12/12)	23 vs. Murray State (11/30)	8, 2x, vs. Purdue Fort Wayne (11/23)
• First-Half Points	42 vs. Purdue Fort Wayne (11/23)	15 at South Dakota State (12/12)	41 vs. Murray State (11/30)	20 at Vanderbilt (12/4)
• Third Quarter Points	21, 2x, at Vanderbilt (12/4)	9 at Missouri (11/17)	24, 2x, at South Dakota State (12/12)	11 at Vanderbilt (12/4)
• Fourth Quarter Points	26, 2x, vs. Arkansas State (11/14)	9 at South Dakota State (12/12)	31 vs. Troy (11/10)	6 vs. Arkansas State (11/14)
• Second-Half Points	47 vs. Troy (11/10)	21 at South Dakota State (12/12)	53 vs. Troy (11/10)	21 vs. Arkansas State (11/14)
• Field Goals Made	31 vs. Troy (11/10)	14 at South Dakota State (12/12)	32 vs. Troy (11/10)	18 at Vanderbilt (12/4)
• Field Goal Att.	58 at Vanderbilt (12/4)	47 at South Dakota State (12/12)	84 vs. Troy (11/10)	42 at Vanderbilt (12/4)
• Field Goal %	56.4 vs. Troy (11/10)	29.8 at South Dakota State (12/12)	56.5 at South Dakota State (12/12)	31.1 vs. Purdue Fort Wayne (11/23)
• 3-PT Field Goals Made	10 at Vanderbilt (12/4)	5 at South Dakota State (12/12)	10, 3x, at South Dakota State (12/12)	4 vs. Norfolk State (11/22)
• 3-PT Field Goal Att.	26 at Vanderbilt (12/4)	16 vs. Purdue Fort Wayne (11/23)	33 vs. Troy (11/10)	12 at Vanderbilt (12/4)
• 3-PT Field Goal %	47.4 at Missouri (11/17)	21.1 vs. Murray State (11/30)	62.5 vs. Murray State (11/30)	24.0 at Missouri (11/17)
• FT Made	15, 2x, vs. Norfolk State (11/22)	3 at South Dakota State (12/12)	16 vs. Norfolk State (11/22)	5 vs. Purdue Fort Wayne (11/23)
• FT Attempts	20 vs. Arkansas State (11/14)	4 at Vanderbilt (12/4)	23 vs. Troy (11/10)	6 vs. Purdue Fort Wayne (11/23)
• FT Percentage	100.0 at Vanderbilt (12/4)	42.9 at South Dakota State (12/12)	92.9 vs. Murray State (11/30)	36.5 vs. Arkansas State (11/14)
• Offensive Rebounds	14 vs. Arkansas State (11/14)	4, 2x, at South Dakota State (12/12)	25 vs. Troy (11/10)	6 at South Dakota State (12/12)
• Defensive Rebounds	30, 2x, vs. Purdue Fort Wayne (11/23)	11 vs. Norfolk State (11/22)	33 vs. Murray State (11/30)	17 vs. Purdue Fort Wayne (11/23)
• Total Rebounds	40 vs. Arkansas State (11/14)	18 vs. Norfolk State (11/22)	44 vs. Troy (11/10)	28 vs. Purdue Fort Wayne (11/23)
• Assists	16 at Vanderbilt (12/4)	7, 2x, at South Dakota State (12/12)	22 at South Dakota State (12/12)	10, 2x, vs. Purdue Fort Wayne (11/23)
• Steals	13 vs. Murray State (11/30)	6, 2x, at Missouri (11/17)	19 vs. Troy (11/10)	0 vs. Arkansas State (11/14)
• Blocked Shots	8 vs. Murray State (11/30)	0 vs. Norfolk State (11/22)	6 vs. Arkansas State (11/14)	1 vs. Murray State (11/30)
• Turnovers	29 vs. Troy (11/10)	6 vs. Arkansas State (11/14)	25 vs. Norfolk State (11/22)	13 vs. Troy (11/10)
• Fouls	23 at Vanderbilt (12/4)	10 vs. Arkansas State (11/14)	22 vs. Arkansas State (11/14)	13 at Vanderbilt (12/4)

INDIVIDUAL GAME HIGHS		
UT MARTIN		OPPONENT
• Points	31, Kenley McCarn vs. Troy (11/10)	31, Katelyn Young vs. Murray State (11/30)
• Field Goals Made	12, Kenley McCarn vs. Troy (11/10)	10, Katelyn Young vs. Murray State (11/30)
• Field Goals Attempted	19, 2x, Kenley McCarn vs. Missouri (11/17)	15, 2x, Katelyn Young vs. Murray State (11/30)
• 3-Point FGs Made	4, 2x, Seygan Robins at Vanderbilt (12/4)	5, Roshala Scott vs. Marshall (11/21)
• 3-Point FGs Att.	9, Seygan Robins at Vanderbilt (12/4)	8, Mailyn Wilkerson vs. Arkansas State (11/14)
• Free Throws Made	7, Sharnecce Currie-Jelks vs. Norfolk State (11/22)	8, Katelyn Young vs. Murray State (11/30)
• Free Throws Att.	8, Sharnecce Currie-Jelks vs. Norfolk State (11/22)	8, Katelyn Young vs. Murray State (11/30)
• Offensive Rebounds	4, Sharnecce Currie-Jelks vs. Troy (11/10)	9, 2x, Makoye Diawara vs. Norfolk State (11/22)
• Defensive Rebounds	11, Sharnecce Currie-Jelks vs. Troy (11/10)	10, 2x, Katelyn Young vs. Murray State (11/30)
• Total Rebounds	15, Sharnecce Currie-Jelks vs. Troy (11/10)	16, Makoye Diawara vs. Norfolk State (11/22)
• Assists	8, Shae Littleford at Vanderbilt (12/4)	10, Sharonica Hartsfield vs. Troy (11/10)
• Steals	4, Shae Littleford vs. Troy (11/10)	8, Sharonica Hartsfield vs. Troy (11/10)
• Blocked Shots	4, Sharnecce Currie-Jelks vs. Murray State (11/30)	3, Kiayra Ellis vs. Arkansas State (11/14)
• Turnovers	8, 2x, Shae Littleford vs. Norfolk State (11/22)	7, Deja Francis vs. Norfolk State (11/22)
• Minutes Played	39, Shae Littleford vs. Arkansas State (11/14)	38, Izzy Higginbottom vs. Arkansas State (11/14)



MISCELLANEOUS STATS

Double-Figure Scoring Games

Player	19-20	20-21	21-22	22-23	Career
Paige Pipkin	-	8	16	4	28
Seygan Robins	-	7	8	2	17
Shae Littleford	-	-	14	3	17
Sharnecce Currie-Jelks	-	-	-	7	7
Kenley McCarn	-	-	-	4	4
Ella Thompson	-	-	3	-	3

20-Point Scoring Games

Player	19-20	20-21	21-22	22-23	Career
Paige Pipkin	-	1	3	1	5
Shae Littleford	-	-	1	-	1
Seygan Robins	-	0	1	-	1
Kenley McCarn	-	-	-	1	1
Sharnecce Currie-Jelks	-	-	-	1	1

30-Point Scoring Games

Player	19-20	20-21	21-22	22-23	Career
Paige Pipkin	-	0	1	-	1
Kenley McCarn	-	-	-	1	1

Double-Figure Rebounding Games

Player	19-20	20-21	21-22	22-23	Career
Ella Thompson	-	-	2	-	2
Sharnecce Currie-Jelks	-	-	-	1	1

Double-Doubles

Player	19-20	20-21	21-22	22-23	Career
Ella Thompson	-	-	1	-	1
Sharnecce Currie-Jelks	-	-	-	1	1

5+ Assist Games

Player	19-20	20-21	21-22	22-23	Career
Paige Pipkin	-	5	2	-	7
Seygan Robins	-	5	2	2	9
Shae Littleford	-	-	1	3	4

3+ Steal Games

Player	19-20	20-21	21-22	22-23	Career
Seygan Robins	-	6	5	2	13
Paige Pipkin	-	1	7	2	10
Shae Littleford	-	-	6	3	9
Ella Thompson	-	-	3	-	3
Josie Storey	-	-	-	1	1
Lexi Rubel	-	-	-	1	1

3+ Block Games

Player	19-20	20-21	21-22	22-23	Career
Sharnecce Currie-Jelks	-	-	-	1	1



GAME-BY-GAME STARTERS

Date	Opponent	G	G	G	G/F	F	Record
Nov. 10	TROY	Littleford	Robins	McCarn	Rubel	Currie-Jelks	0-1
Nov. 14	ARKANSAS ST	Littleford	Robins	McCarn	Rubel	Currie-Jelks	1-1
Nov. 17	at Missouri	Littleford	Robins	McCarn	Rubel	Currie-Jelks	1-2
Nov. 21	vs. Marshall	Littleford	Boykin	Pipkin	Rubel	Currie-Jelks	1-3
Nov. 22	vs. Norfolk State	Littleford	Robins	Pipkin	Rubel	Currie-Jelks	1-4
Nov. 23	vs. Purdue Fort Wayne	Littleford	Robins	Pipkin	Rubel	Currie-Jelks	2-4
Nov. 30	MURRAY STATE	Littleford	Robins	Pipkin	Rubel	Currie-Jelks	2-5
Dev. 4	at Vanderbilt	Littleford	Robins	Pipkin	Rubel	Currie-Jelks	3-5
Dec. 12	at South Dakota State	Robins	Pipkin	Storey	Brown	Currie-Jelks	3-6
Dec. 14	at South Dakota	-	-	-	-	-	-
Dec. 17	at Missouri State	-	-	-	-	-	-
Dec. 22	at Evansville	-	-	-	-	-	-
Dec. 29	at Little Rock*	-	-	-	-	-	-
Dec. 31	MOREHEAD STATE*	-	-	-	-	-	-
Jan. 5	SOUTHEAST MISSOURI*	-	-	-	-	-	-
Jan. 7	TENNESSEE TECH*	-	-	-	-	-	-
Jan. 12	at Tennessee State*	-	-	-	-	-	-
Jan. 14	at Southern Indiana*	-	-	-	-	-	-
Jan. 19	at Southeast Missouri*	-	-	-	-	-	-
Jan. 21	EASTERN ILLINOIS*	-	-	-	-	-	-
Jan. 26	LINDENWOOD*	-	-	-	-	-	-
Jan. 28	SOUTHERN INDIANA*	-	-	-	-	-	-
Feb. 2	at SIUE*	-	-	-	-	-	-
Feb. 4	at Lindenwood*	-	-	-	-	-	-
Feb. 9	at Eastern Illinois*	-	-	-	-	-	-
Feb. 11	LITTLE ROCK*	-	-	-	-	-	-
Feb. 16	SIUE*	-	-	-	-	-	-
Feb. 18	at Tennessee Tech*	-	-	-	-	-	-
Feb. 23	TENNESSEE STATE*	-	-	-	-	-	-
Feb. 25	at Morehead State*	-	-	-	-	-	-



LEADS AND DEFICITS

Date	Opponent	Largest Lead	Largest Deficit	Scoring Margin	Time Led	Time Trailed	Lead/Ties Changes	Result
Nov. 10	TROY	5	14	-5	18:16	16:09	13/10	L, 89-84
Nov. 14	ARKANSAS ST	19	10	+19	15:30	22:05	8/1	W, 73-54
Nov. 17	at Missouri	5	14	-5	14:45	20:44	14/5	L, 60-55
Nov. 21	vs. Marshall	0	16	-13	0:00	39:23	0/0	L, 70-57
Nov. 22	vs. Norfolk State	0	23	-15	0:00	38:06	0/0	L, 70-55
Nov. 23	vs. Purdue Fort Wayne	30	0	+30	39:21	0:00	0/0	W, 81-51
Nov. 30	MURRAY STATE	3	21	-19	2:13	36:55	1/1	L, 71-52
Dev. 4	at Vanderbilt	21	3	+12	34:15	1:56	3/3	W, 66-54
Dec. 12	at South Dakota State	2	43	-39	0:24	35:33	3/3	L, 75-36
Dec. 14	at South Dakota	-	-	-	-	-	-	-
Dec. 17	at Missouri State	-	-	-	-	-	-	-
Dec. 22	at Evansville	-	-	-	-	-	-	-
Dec. 29	at Little Rock*	-	-	-	-	-	-	-
Dec. 31	MOREHEAD STATE*	-	-	-	-	-	-	-
Jan. 5	SOUTHEAST MISSOURI*	-	-	-	-	-	-	-
Jan. 7	TENNESSEE TECH*	-	-	-	-	-	-	-
Jan. 12	at Tennessee State*	-	-	-	-	-	-	-
Jan. 14	at Southern Indiana*	-	-	-	-	-	-	-
Jan. 19	at Southeast Missouri*	-	-	-	-	-	-	-
Jan. 21	EASTERN ILLINOIS*	-	-	-	-	-	-	-
Jan. 26	LINDENWOOD*	-	-	-	-	-	-	-
Jan. 28	SOUTHERN INDIANA*	-	-	-	-	-	-	-
Feb. 2	at SIUE*	-	-	-	-	-	-	-
Feb. 4	at Lindenwood*	-	-	-	-	-	-	-
Feb. 9	at Eastern Illinois*	-	-	-	-	-	-	-
Feb. 11	LITTLE ROCK*	-	-	-	-	-	-	-
Feb. 16	SIUE*	-	-	-	-	-	-	-
Feb. 18	at Tennessee Tech*	-	-	-	-	-	-	-
Feb. 23	TENNESSEE STATE*	-	-	-	-	-	-	-
Feb. 25	at Morehead State*	-	-	-	-	-	-	-



GAME-BY-GAME LEADERS

Date	Opponent	Points	Rebounds	Assists	Steals	Blocks
Nov. 10	TROY	McCarn (31)	Currie-Jelks (15)	Littleford (5)	Littleford (4)	McCarn (2)
Nov. 14	ARKANSAS ST	Pipkin (23)	Currie-Jelks (8)	Littleford (6)	Pipkin (3)	3 Tied (1)
Nov. 17	at Missouri	McCarn (15)	Brown (8)	Littleford (3)	3 Tied (2)	Rubel (1)
Nov. 21	vs. Marshall	McCarn (14)	Rubel (6)	Pipkin (4)	Robins (3)	Brown (1)
Nov. 22	vs. Norfolk State	Currie-Jelks (15)	3 Tied (3)	Robins (5)	Littleford/Storey (3)	None
Nov. 23	vs. Purdue Fort Wayne	Currie-Jelks (21)	Ruble/Brown (7)	Robins (4)	3 Tied (2)	3 Tied (1)
Nov. 30	MURRAY STATE	Currie-Jelks (13)	Currie-Jelks (9)	Pipkin (4)	3 Tied (3)	Currie-Jelks (4)
Dev. 4	at Vanderbilt	Pipkin (19)	Currie-Jelks (7)	Littleford (8)	Rubel (3)	Pipkin (1)
Dec. 12	at South Dakota State	Currie-Jelks (14)	Brown (5)	Robins (3)	3 Tied (2)	Currie-Jelks (1)
Dec. 14	at South Dakota	-	-	-	-	-
Dec. 17	at Missouri State	-	-	-	-	-
Dec. 22	at Evansville	-	-	-	-	-
Dec. 29	at Little Rock*	-	-	-	-	-
Dec. 31	MOREHEAD STATE*	-	-	-	-	-
Jan. 5	SOUTHEAST MISSOURI*	-	-	-	-	-
Jan. 7	TENNESSEE TECH*	-	-	-	-	-
Jan. 12	at Tennessee State*	-	-	-	-	-
Jan. 14	at Southern Indiana*	-	-	-	-	-
Jan. 19	at Southeast Missouri*	-	-	-	-	-
Jan. 21	EASTERN ILLINOIS*	-	-	-	-	-
Jan. 26	LINDENWOOD*	-	-	-	-	-
Jan. 28	SOUTHERN INDIANA*	-	-	-	-	-
Feb. 2	at SIUE*	-	-	-	-	-
Feb. 4	at Lindenwood*	-	-	-	-	-
Feb. 9	at Eastern Illinois*	-	-	-	-	-
Feb. 11	LITTLE ROCK*	-	-	-	-	-
Feb. 16	SIUE*	-	-	-	-	-
Feb. 18	at Tennessee Tech*	-	-	-	-	-
Feb. 23	TENNESSEE STATE*	-	-	-	-	-
Feb. 25	at Morehead State*	-	-	-	-	-

LAST TIME IT HAPPENED

SCORING

UTM Scored..	
70-79 points	73 vs. Arkansas State (11/14/22)
80-89 points	81 vs. Purdue Fort Wayne (11/23/22)
90-99 points	98 vs. Murray State (1/16/20)
100+ points	110 vs. Mississippi Valley State (12/29/18)
Fewer than 40 points	36 at South Dakota State (12/12/22)

A UTM player had...	
20-29 points	Sharnecce Currie-Jelks (21) vs. Purdue Fort Wayne (11/23/22)
30+ points	Kenley McCarn (31) vs. Troy (11/10/22)
40+ points	Chelsey Perry (42) vs. Lipscomb (12/16/19)

Two UT Martin players had...	
20+ points	Perry (28)/Young (22) at Morehead State (1/23/21)
25+ points	Jones (29) & Ward (26) at Tennessee Tech (1/15/15)
30+ points	Newsome (36) and Butler (35) vs. Tennessee Tech (1/20/14)

UTM had...double-figures scorers	
Four	Paige Pipkin (19), Sharnecce Currie-Jelks (16), Seygan Robins (14) and Shae Littleford (14) at Vanderbilt (12/4/22)
Five	Robins (18), Waldrop (12), Hicks (12), Young (11) and Pipkin (10) vs. Eastern Kentucky (2/20/21)
Six	Taylor (23), Robertson (16), Mason (14), Feldhaus (13), Spray (11) and Eubank (11) vs. Jacksonville State (12/29/16)
Seven	Perry (15), Robertson (15), Hicks (14), Davis (11), Hudson (11), Waldrop (10) and Griffin (10) vs. Mississippi Valley State (12/29/18)

UTM had...players score at least 20 points	
Two	Perry (28)/Young (22) at Morehead State (1/23/21)
Three	Butler (33), Newsome (24), Jones (20) at Murray State (1/4/14)

DOUBLE-DOUBLES

A UTM player...	
Had a double-double	Sharnecce Currie-Jelks (14pts, 15 rebs) vs. Troy (11/10/22)
Two UTM players w/double-double	Chelsey Perry (28p, 14r) and Maddie Waldrop (22p, 13r) at Austin Peay (1/4/20)

SHOOTING

UTM Shot...	
50-59% FG	54.5 (30-55) vs. Purdue Fort Wayne (11/23/22)
60% FG or better	60.5 percent (32-53) at Chattanooga (12/2/17)
Less than 30% FG	29.4 percent (15-51) at Belmont (1/29/22)

A UTM player...	
Made 5-7 3-pointers	Seygan Robins (6) vs. SIUE (3/2/22)*
8+ 3-pointers	Kendall Spray (8) vs. Murray State (2/3/18)

A UTM team...	
Made 10+ 3-pointers	10 at Vanderbilt (12/4/22)
Made 15+ 3-pointers	17 at Missouri (12/17/16)
Did not make a 3-pointer	at Austin Peay (2/3/09)

A UTM player...	
Made 10+ FTs in a game	Dasia Young (16) vs. Eastern Illinois (3/3/21)*
Made 12+ FTs in a game	Dasia Young (16) vs. Eastern Illinois (3/3/21)*
Made 15+ FTs in a game	Dasia Young (16) vs. Eastern Illinois (3/3/21)*

UT Martin as a team...	
Made 25+ FTs in a game	26 (32) vs. Jacksonville State (2/8/20)
Made 30+ FTs in a game	31 (38) vs. SIUE (1/25/14)
Attempted 25FTs in a game	27 (20) vs. SIUE (3/2/22)*
Attempted more than 30 FTs	31 (21) vs. Morehead State (2/18/21)

REBOUNDING

A UTM player had...	
10-14 rebounds	Ella Thompson (10) at Morehead State (1/24/22)
15-19 rebounds	Sharnecce Currie-Jelks (15) vs. Troy (11/10/22)
20+ rebounds	None
Two UTM Players w/ 10+ Rebs	Perry (14)/Waldrop (13) at Austin Peay (1/4/20)
2-straight 10+ rebound games	Chelsey Perry vs Austin Peay (1/14/21) vs. Murray State (1/16/21)
2-straight 14+ rebound games	Ashia Jones at SIUE (14 on 2/8/14), at Southeast Missouri (15 on 2/15/14)

A UTM team had...	
40+ rebounds	40 vs. Arkansas State (11/14/22)
50+ rebounds	56 vs. Mississippi Valley State (12/29/18)
15+ off. rebounds	15 vs. SIUE (3/2/22)*
20+ off. rebounds	23 at Murray State (1/2/20)
25+ off. rebounds	28 vs. Christian Brothers (11/19/18)

ASSISTS

A UTM player had...	
5-9 assists	Shae Littleford (8)/Seygan Robins (5) at Vanderbilt (12/4/22)
10+ assists	Tamiah Stanford (10) vs. Murray State (3/4/20)

As a team UT Martin...	
Had 15-19 assists	16 at Vanderbilt (12/4/22)
20-24 assists	23 vs. Belmont (3/6/21)*
25+ assists	26 vs. Murray State (3/4/20)

BLOCKS

A UTM players...	
Had 3+ blocks	Sharnecce Currie-Jelks (4) vs. Murray State (11/30/22)
Had 5+ blocks	Demi Burdick (5) at Eastern Illinois (2/27/21)

As a team UT Martin...	
Had 5+ blocks	5 vs. Morehead State (2/16/22)
Had 10+ blocks	10 vs. Tennessee Tech (3/5/21)*

STEALS

A UTM player had...	
5-9 steals	Paige Pipkin (5) vs. SIUE (3/2/22)*
10+ steals	Ashia Jones (11) at Miami (12/15/14) *UTM Record

As a team UT Martin...	
10-14 steals	12 vs. SIUE (3/2/22)*
15+ steals	17 at Southeast Missouri (2/24/22)

MISCELLANEOUS

A UTM team...	
Played an OT game	L, 71-63 vs. No. 6 Louisville (12/19/19)
Played a 2OT game	L, 71-63 vs. No. 6 Louisville (12/19/19)

A UTM Player...	
Buzzer-beater	Ashton Feldhaus vs. SIUE (1/21/17)
To force OT	Janekia Mason at Jacksonville State (1/25/18)
Buzzer-beating 3-pointer	Taylor Hall vs. Eastern Illinois (2/11/12)
3-pointer to force OT	Janekia Mason at Jacksonville State (1/25/18)
Game-winner <2 secs	Chelsey Perry (1.1) at Murray State (2/13/21)
Free Throw With <5 secs	Seygan Robins (1.3) vs. Illinois State (11/20/21)
Four-point play	Kendall Spray at Murray State (1/28/17)

* Occurred during the OVC Tournament
\$ Occurred during the NCAA Tournament or WNIT

RECORD BOOK AT A GLANCE

SINGLE-GAME TEAM RECORDS

Most Points

116 vs. Austin Peay (3/1/14)

Most Field Goals Made

50 vs. Trevecca (1976-77)

Most Field Goals Attempted

97, 36 made, vs. Jacksonville State (1/6/90)

Most 3-Point Field Goals Made

18, of 43, at Southern Miss (11/16/11)

18, of 35, vs. North Dakota (11/14/16)

Most 3-Point Field Goals Attempted

47, 17 made, at Morehead State (1/7/16)

Most Free Throws Made

39, of 55, vs. Troy State (1/13/86)

Most Free Throws Attempted

55, 39 made, vs. Troy State (1/13/86)

55, 37 made, at Eastern Kentucky (12/3/98)

Most Rebounds

63 vs. Bethel (12/7/91)

Most Assists

31 vs. Morehead State (1/10/15)

Most Blocks

12 vs. Mississippi Valley State (12/29/18)

12 vs. SIUE (2/9/13)

Most Forced Turnovers

36 at Southern Illinois (12/23/13)

Most Steals

28 vs. Bethel (12/14/90)

SINGLE-GAME INDIVIDUAL RECORDS

Most Points:

44, Ashia Jones at Murray State (1/31/15)

44, Heather Butler vs. Austin Peay (3/1/14)

44, Heather Butler at Eastern Kentucky (2/3/14)

44, Jasmine Newsome vs. Quinnipiac (11/16/13)

Most Field Goals Made

18, Angela Reaves vs. Delta State (1982-83)

Most Field Goals Attempted

34, Heather Butler vs. Baylor (11/17/12)

Best Field Goal Percentage

12-12, Chastity Bohannon vs. Tennessee St (2/24/98)

10-10, Andreika Jackson vs. Eastern Illinois (2/11/06)

Most 3-Point Field Goals Made

11-of-18, Kendall Spray vs. Rhodes (12/7/17)

Most 3-Point Field Goals Attempted

19, Jaclissa Haislip at Murray State (1/29/11)

Most Free Throws Made

16, Dasia Young vs. Eastern Illinois (3/3/21)

16, Jasmine Newsome vs. Quinnipiac (11/16/13)

16, Jasmine Newsome at Tennessee St (1/2/12)

16, Tessa Fields vs Evansville (11/13/98)

Most Free Throws Attempted

20, Jasmine Newsome at Tennessee St (1/2/12)

Most Rebounds

27, Mary Kate Long vs. West Georgia (1/17/87)

Most Assists

14, Jasmine Newsome vs. Austin Peay (3/1/14)

Most Blocks

8, Chelsey Perry vs. IUPUI (11/25/19)

8, Rickiesha Bryant vs. Murray State (2/23/13)

8, Mary Kate Long vs. Lambuth (11/21/86)

Most Steals

11, Ashia Jones at Miami (Ohio) (12/15/14)

SINGLE-SEASON RECORDS

Most Points

772, Ashia Jones (2014-15)

Most Field Goals Made

287 of 548, Ashia Jones (2014-15)

Most Field Goals Attempted

704, 264 made, Heather Butler (2012-13)

Best Field Goal Percentage

64.2, (129-201), Rickiesha Bryant (2012-13)

Most 3-Point Field Goals Made

125 of 294, Kendall Spray (2017-18)

Most 3-Point Field Goals Attempted

319, 105 made, Heather Butler (2012-13)

Most Free Throws Made

198 of 261, Ashia Jones (2014-15)

Most Free Throws Attempted

261, 198 made, Ashia Jones (2014-15)

Most Rebounds

372, Phyllisha Mitchell (2005-09)

Most Assists

193, Jasmine Newsome (2011-12)

Most Blocks

87, Rickiesha Bryant (2012-13)

Most Steals

156, Gwen Long (1989-90)

CAREER RECORDS

Most Points

2,865, Heather Butler (2010-14)

Most Field Goals Made

958 of 2,417, Heather Butler (2010-14)

Most Field Goals Attempted

2,417, 958 made, Heather Butler (2010-14)

Best Field Goal Percentage

53.2, (747-of-1,404), Mary Kate Long (1985-89)

Most 3-Point Field Goals Made

392 of 1074, Heather Butler (2010-14)

Most 3-Point Field Goals Attempted

1074, 392 made, Heather Butler (2010-14)

Most Free Throws Made

620 of 759, Jasmine Newsome (2010-14)

Most Free Throws Attempted

759, 620 made, Jasmine Newsome (2010-14)

759, 564 made, Tara Tansil (1991-94)

Most Rebounds

1,318, Mary Kate Long (1985-89)

Most Assists

691, Jasmine Newsome (2010-14)

Most Blocks

228, Chelsey Perry (2017-2021)

Most Steals

411, Gwen Long (1985-88, 1989-90)

PLAYER SUMMARIES



SYDNEEY BOYKIN

G | 5-9 | Jr. | Clarksville, Tenn. | Mercer



ELLA THOMPSON

F | 5-11 | So. | Bardstown, Ky. | Bethlehem HS

SEASON HIGHS

Points	5 vs. Marshall (11/21/22)
FG Made	2 vs. Marshall (11/21/22)
FG Att.	6 vs. Marshall (11/21/22)
3PG Made	1 vs. Marshall (11/21/22)
3FG Att.	4 vs. Marshall (11/21/22)
FT Made	N/A
FT Att.	N/A
Rebounds	1, 2x, at South Dakota State (12/12/22)
Assists	N/A
Steals	1 at South Dakota State (12/12/22)
Blocks	N/A
Minutes	15 vs. Marshall (11/21/22)

CAREER HIGHS

Points	11 at Western Carolina (2/4/21)
FG Made	5 at Western Carolina (2/4/21)
FG Att.	7 at Western Carolina (2/4/21)
3PG Made	1 vs. Marshall (11/21/22)
3FG Att.	4 vs. Marshall (11/21/22)
FT Made	4 vs. South Carolina State (12/15/20)
FT Att.	4 vs. South Carolina State (12/15/20)
Rebounds	5 at Western Carolina (2/4/21)
Assists	3 at UNCW (12/29/20)
Steals	3 at Western Carolina (2/4/21)
Blocks	1, 2x, at Western Carolina (2/4/21)
Minutes	26 at Western Carolina (2/4/21)

MISCELLANEOUS CAREER STATISTICS

Games Played	55 6 at UTM	Double-Doubles	1
Games Started	1	10+ Points	1
Led Team In Scoring	1	20+ Points	0
Led Team In Rebounding	0	5+ Rebounds	1
Led Team In Assists	0	10+ Rebounds	0
Led Team In Steals	0	5+ Assists	0
Led Team In Blocks	0	3+ Steals	1

BOYKIN GAME-BY-GAME STATISTICS

Date	Opp	GS	Min	FG	3FG	FT	O-D-R	PF	A	TO	S	B	PTS
N10	TROY	-	-	-	-	DNP	-	-	-	-	-	-	-
N14	ASU	-	-	-	-	DNP	-	-	-	-	-	-	-
N17	at MIZ	0:01	0-0	0-0	0-0	0-0-0	0	0	0	0	0	0	0
N21	vs MAR	* 15:04	2-6	1-4	0-0	0-0-0	1	0	1	0	0	5	5
N22	vs NSU	8:50	0-2	0-1	0-0	0-0-0	0	0	0	0	0	0	0
N23	vs PFW	8:35	0-1	0-0	0-0	1-0-1	0	0	0	0	0	0	0
N30	MUR	1:27	0-0	0-0	0-0	0-0-0	0	0	0	0	0	0	0
D4	at VU	0:07	0-0	0-0	0-0	0-0-0	0	0	0	0	0	0	0
D12	at SDSU	7:19	0-2	0-2	0-0	0-1-1	1	0	1	1	0	0	0
D14	at SD	-	-	-	-	-	-	-	-	-	-	-	-
D17	at MOST	-	-	-	-	-	-	-	-	-	-	-	-
D22	at EVAN	-	-	-	-	-	-	-	-	-	-	-	-
D29	at LR*	-	-	-	-	-	-	-	-	-	-	-	-
D31	MOR*	-	-	-	-	-	-	-	-	-	-	-	-
J5	SEMO*	-	-	-	-	-	-	-	-	-	-	-	-
J7	TTU*	-	-	-	-	-	-	-	-	-	-	-	-
J12	at TSU*	-	-	-	-	-	-	-	-	-	-	-	-
J14	at USI*	-	-	-	-	-	-	-	-	-	-	-	-
J19	at SEMO*	-	-	-	-	-	-	-	-	-	-	-	-
J21	EIU*	-	-	-	-	-	-	-	-	-	-	-	-
J26	LIN*	-	-	-	-	-	-	-	-	-	-	-	-
J28	USI*	-	-	-	-	-	-	-	-	-	-	-	-
F2	at SIUE*	-	-	-	-	-	-	-	-	-	-	-	-
F4	at LIN*	-	-	-	-	-	-	-	-	-	-	-	-
F9	at EIU*	-	-	-	-	-	-	-	-	-	-	-	-
F11	LR*	-	-	-	-	-	-	-	-	-	-	-	-
F16	SIUE*	-	-	-	-	-	-	-	-	-	-	-	-
F18	at TTU*	-	-	-	-	-	-	-	-	-	-	-	-
F23	TSU*	-	-	-	-	-	-	-	-	-	-	-	-
F25	at MOR*	-	-	-	-	-	-	-	-	-	-	-	-

BOYKIN CAREER STATISTICS

Year	GP	GS	Min	Avg	Total			3-Point			F-Throw			Rebounds									Scoring	
					FG	FGA	Pct	FG	FGA	Pct	FT	FTA	Pct	Off	Def	Tot	Avg	PF	Ast	TO	Blk	Stl	Pts	Avg
2020-21*	23	0	200	8.7	11	29	.379	0	5	.000	9	13	.692	12	15	27	1.2	21	13	12	2	10	31	1.3
2021-22*	26	0	195	7.5	6	19	.316	0	1	.000	5	8	.625	12	15	27	1.0	16	10	9	0	2	17	0.7
2022-23	7	1	42	6.0	2	11	.182	1	7	.143	0	0	.000	1	1	2	0.3	2	0	2	0	1	5	0.7
TOTAL	7	1	42	6.0	2	11	.182	1	7	.143	0	0	.000	1	1	2	0.3	2	0	2	0	1	5	0.7
All*	56	1	437	7.8	19	59	.322	1	13	.077	14	21	.667	25	31	56	1.0	39	23	23	2	13	53	0.9

Played 2020-21 and 2021-22 seasons at Mercer

SEASON HIGHS

Points	2 at South Dakota State (12/12/22)
FG Made	1 at South Dakota State (12/12/22)
FG Att.	4 at South Dakota State (12/12/22)
3PG Made	N/A
3FG Att.	2 at South Dakota State (12/12/22)
FT Made	N/A
FT Att.	N/A
Rebounds	N/A
Assists	N/A
Steals	1 at South Dakota State (12/12/22)
Blocks	N/A
Minutes	21 at South Dakota State (12/12/22)

CAREER HIGHS

Points	14 at Morehead State (1/24/22)
FG Made	5, 2x, at Morehead State (1/24/22)
FG Att.	10, 2x, vs. Tennessee State (2/5/22)
3PG Made	3, 2x, vs. Eastern Illinois (1/27/22)
3FG Att.	5, 2x, vs. Tennessee State (2/5/22)
FT Made	2, 2x, vs. SIUE (1/1/22)
FT Att.	2, 3x, vs. Morehead State (2/16/22)
Rebounds	12 vs. SIUE (1/1/22)
Assists	2 vs. Murray State (2/19/22)
Steals	3, 3x, at SIUE (2/10/22)
Blocks	2 at Morehead State (1/24/22)
Minutes	38 at Morehead State (1/24/22)

MISCELLANEOUS CAREER STATISTICS

Games Played	22	Double-Doubles	1
Games Started	19	10+ Points	4
Led Team In Scoring	1	20+ Points	0
Led Team In Rebounding	7	5+ Rebounds	8
Led Team In Assists	0	10+ Rebounds	2
Led Team In Steals	1	5+ Assists	0
Led Team In Blocks	3	3+ Steals	3

THOMPSON GAME-BY-GAME STATISTICS

Date	Opp	GS	Min	FG	3FG	FT	O-D-R	PF	A	TO	S	B	PTS
N10	TROY	-	-	-	-	DNP	-	-	-	-	-	-	-
N14	ASU	-	-	-	-	DNP	-	-	-	-	-	-	-
N17	at MIZ	-	-	-	-	DNP	-	-	-	-	-	-	-
N21	vs MAR	-	-	-	-	DNP	-	-	-	-	-	-	-
N22	vs NSU	-	-	-	-	DNP	-	-	-	-	-	-	-
N23	vs PFW	-	-	-	-	DNP	-	-	-	-	-	-	-
N30	MUR	-	-	-	-	DNP	-	-	-	-	-	-	-
D4	at VU	-	-	-	-	DNP	-	-	-	-	-	-	-
D12	at SDSU	21:09	1-4	0-2	0-0	0-0-0	1	0	2	1	0	2	2
D14	at SD	-	-	-	-	-	-	-	-	-	-	-	-
D17	at MOST	-	-	-	-	-	-	-	-	-	-	-	-
D22	at EVAN	-	-	-	-	-	-	-	-	-	-	-	-
D29	at LR*	-	-	-	-	-	-	-	-	-	-	-	-
D31	MOR*	-	-	-	-	-	-	-	-	-	-	-	-
J5	SEMO*	-	-	-	-	-	-	-	-	-	-	-	-
J7	TTU*	-	-	-	-	-	-	-	-	-	-	-	-
J12	at TSU*	-	-	-	-	-	-	-	-	-	-	-	-
J14	at USI*	-	-	-	-	-	-	-	-	-	-	-	-
J19	at SEMO*	-	-	-	-	-	-	-	-	-	-	-	-
J21	EIU*	-	-	-	-	-	-	-	-	-	-	-	-
J26	LIN*	-	-	-	-	-	-	-	-	-	-	-	-
J28	USI*	-	-	-	-	-	-	-	-	-	-	-	-
F2	at SIUE*	-	-	-	-	-	-	-	-	-	-	-	-
F4	at LIN*	-	-	-	-	-	-	-	-	-	-	-	-
F9	at EIU*	-	-	-	-	-	-	-	-	-	-	-	-
F11	LR*	-	-	-	-	-	-	-	-	-	-	-	-
F16	SIUE*	-	-	-	-	-	-	-	-	-	-	-	-
F18	at TTU*	-	-	-	-	-	-	-	-	-	-	-	-
F23	TSU*	-	-	-	-	-	-	-	-	-	-	-	-
F25	at MOR*	-	-	-	-	-	-	-	-	-	-	-	-

THOMPSON CAREER STATISTICS

				Total			3-Point			F-Throw			Rebounds								Scoring			
Year	GP	GS	Min	Avg	FG	FGA	Pct	FG	FGA	Pct	FT	FTA	Pct	Off	Def	Tot	Avg	PF	Ast	TO	Blk	Stl	Pts	Avg
2021-22	21	19	562	26.8	48	108	.444	26	59	.441	11	17	.647	12	78	90	4.3	42	9	22	5	22	133	6.3
2022-23	1	0	21	21.0	1	4	.250	0	2	.000	0	0	.000	1	0	2	0.0	1	0	2	0	1	2	2.0
TOTAL	22	19	583	26.5	49	112	.438	26	61	.426	11	17	.647	12	78	90	4.1	43	9	24	5	23	135	6.1

PLAYER SUMMARIES



DIAMOND CANNON

F | 5-10 | Jr. | Detroit, Mich. | Bradley

SEASON HIGHS				CAREER HIGHS			
Points	8 vs. Purdue Fort Wayne (11/23/22)	Points	8 vs. Purdue Fort Wayne (11/23/22)	Points	8 vs. Purdue Fort Wayne (11/23/22)	Points	8 vs. Purdue Fort Wayne (11/23/22)
FG Made	3 vs. Purdue Fort Wayne (11/23/22)	FG Made	3 vs. Purdue Fort Wayne (11/23/22)	FG Made	3 vs. Purdue Fort Wayne (11/23/22)	FG Made	3 vs. Purdue Fort Wayne (11/23/22)
FG Att.	5 vs. Purdue Fort Wayne (11/23/22)	FG Att.	5 vs. Purdue Fort Wayne (11/23/22)	FG Att.	5 vs. Purdue Fort Wayne (11/23/22)	FG Att.	5 vs. Purdue Fort Wayne (11/23/22)
3PG Made	N/A	3PG Made	1, 2x, at LSU (12/18/21)	3PG Made	1, 2x, at LSU (12/18/21)	3PG Made	1, 2x, at LSU (12/18/21)
3PG Att.	N/A	3PG Att.	2 at South Dakota (12/6/21)	3PG Att.	2 at South Dakota (12/6/21)	3PG Att.	2 at South Dakota (12/6/21)
FT Made	2 vs. Purdue Fort Wayne (11/23/22)	FT Made	2 vs. Purdue Fort Wayne (11/23/22)	FT Made	2 vs. Purdue Fort Wayne (11/23/22)	FT Made	2 vs. Purdue Fort Wayne (11/23/22)
FT Att.	2, 2x, vs. Murray State (11/30/22)	FT Att.	2, 3x, vs. Murray State (11/30/22)	FT Att.	2, 3x, vs. Murray State (11/30/22)	FT Att.	2, 3x, vs. Murray State (11/30/22)
Rebounds	4 vs. Purdue Fort Wayne (11/23/22)	Rebounds	4 vs. Purdue Fort Wayne (11/23/22)	Rebounds	4 vs. Purdue Fort Wayne (11/23/22)	Rebounds	4 vs. Purdue Fort Wayne (11/23/22)
Assists	N/A	Assists	1 vs. Upper Iowa (11/15/21)	Assists	1 vs. Upper Iowa (11/15/21)	Assists	1 vs. Upper Iowa (11/15/21)
Steals	2 vs. Norfolk State (11/23/22)	Steals	2 vs. Norfolk State (11/23/22)	Steals	2 vs. Norfolk State (11/23/22)	Steals	2 vs. Norfolk State (11/23/22)
Blocks	N/A	Blocks	N/A	Blocks	N/A	Blocks	N/A
Minutes	14 at South Dakota State (12/12/22)	Minutes	14 at South Dakota State (12/12/22)	Minutes	14 at South Dakota State (12/12/22)	Minutes	14 at South Dakota State (12/12/22)

MISCELLANEOUS CAREER STATISTICS

Games Played	13 8 at UTM	Double-Doubles	0
Games Started	0	10+ Points	0
Led Team In Scoring	0	20+ Points	0
Led Team In Rebounding	0	5+ Rebounds	0
Led Team In Assists	0	10+ Rebounds	0
Led Team In Steals	0	5+ Assists	0
Led Team In Blocks	0	3+ Steals	0

CANNON GAME-BY-GAME STATISTICS

Date	Opp	GS	Min	FG	3FG	FT	O-D-R	PF	A	T	S	B	PTS
N10	TROY		6:08	0-1	0-0	0-0	0-1-1	4	0	1	0	0	0
N14	ASU	-	-	-	-	DNP	-	-	-	-	-	-	-
N17	at MIZ		0:01	0-0	0-0	0-0	0-0-0	0	0	0	0	0	0
N21	vs MAR		10:59	0-1	0-0	0-0	0-1-1	0	0	1	0	0	0
N22	vs NSU		11:45	2-2	0-0	0-0	0-1-1	2	0	1	2	0	4
N23	vs PFW		11:04	3-5	0-0	2-2	1-3-4	1	0	1	1	0	8
N30	MUR		10:20	2-3	0-0	1-2	2-1-3	0	0	2	0	0	5
D4	at VU		3:25	0-0	0-0	0-0	0-0-0	0	0	1	0	0	0
D12	at SDSU		13:46	0-1	0-1	0-0	0-3-3	0	0	0	0	0	0
D14	at SD	-	-	-	-	-	-	-	-	-	-	-	-
D17	at MOST	-	-	-	-	-	-	-	-	-	-	-	-
D22	at EVAN	-	-	-	-	-	-	-	-	-	-	-	-
D29	at LR*	-	-	-	-	-	-	-	-	-	-	-	-
D31	MOR*	-	-	-	-	-	-	-	-	-	-	-	-
J5	SEMO*	-	-	-	-	-	-	-	-	-	-	-	-
J7	TTU*	-	-	-	-	-	-	-	-	-	-	-	-
J12	at TSU*	-	-	-	-	-	-	-	-	-	-	-	-
J14	at USI*	-	-	-	-	-	-	-	-	-	-	-	-
J19	at SEMO*	-	-	-	-	-	-	-	-	-	-	-	-
J21	EIU*	-	-	-	-	-	-	-	-	-	-	-	-
J26	LIN*	-	-	-	-	-	-	-	-	-	-	-	-
J28	USI*	-	-	-	-	-	-	-	-	-	-	-	-
F2	at SIUE*	-	-	-	-	-	-	-	-	-	-	-	-
F4	at LIN*	-	-	-	-	-	-	-	-	-	-	-	-
F9	at EIU*	-	-	-	-	-	-	-	-	-	-	-	-
F11	LR*	-	-	-	-	-	-	-	-	-	-	-	-
F16	SIUE*	-	-	-	-	-	-	-	-	-	-	-	-
F18	at TTU*	-	-	-	-	-	-	-	-	-	-	-	-
F23	TSU*	-	-	-	-	-	-	-	-	-	-	-	-
F25	at MOR*	-	-	-	-	-	-	-	-	-	-	-	-

CANNON CAREER STATISTICS

					Total			3-Point			F-Throw			Rebounds								Scoring		
Year	GP	GS	Min	Avg	FG	FGA	Pct	FG	FGA	Pct	FT	FTA	Pct	Off	Def	Tot	Avg	PF	Ass	TO	Blk	Stl	Pts	Avg
2021-22*	5	0	14	2.8	3	6	.500	2	4	.500	1	2	.500	1	2	3	0.6	2	1	0	0	0	9	1.8
2022-23	8	0	66	8.3	7	13	.538	0	1	.000	3	4	.750	3	10	13	1.6	7	0	7	0	3	17	2.1
TOTAL	13	0	80	6.3	7	13	.538	0	1	.000	3	4	.750	3	10	13	1.6	7	0	7	0	3	17	2.1
All*	8	0	80	6.2	10	19	.526	2	5	.400	4	6	.667	4	12	16	1.2	9	1	7	0	3	26	2.0

Played 2021-22 seasons at Bradley



ANAYA BROWN

F | 6-1 | Fr. | Lexington, Ky. | Lafayette HS

SEASON HIGHS				CAREER HIGHS			
Points	9 at Missouri (11/17/22)	Points	9 at Missouri (11/17/22)	Points	9 at Missouri (11/17/22)	Points	9 at Missouri (11/17/22)
FG Made	3, 2x, vs. Marshall (11/21/22)	FG Made	3, 2x, vs. Marshall (11/21/22)	FG Made	3, 2x, vs. Marshall (11/21/22)	FG Made	3, 2x, vs. Marshall (11/21/22)
FG Att.	6, 2x, vs. Purdue Fort Wayne (11/23/22)	FG Att.	6, 2x, vs. Purdue Fort Wayne (11/23/22)	FG Att.	6, 2x, vs. Purdue Fort Wayne (11/23/22)	FG Att.	6, 2x, vs. Purdue Fort Wayne (11/23/22)
3PG Made	3, 2x, vs. Purdue Fort Wayne (11/23/22)	3PG Made	3, 2x, vs. Purdue Fort Wayne (11/23/22)	3PG Made	3, 2x, vs. Purdue Fort Wayne (11/23/22)	3PG Made	3, 2x, vs. Purdue Fort Wayne (11/23/22)
3PG Att.	4, 2x, vs. Purdue Fort Wayne (11/23/22)	3PG Att.	4, 2x, vs. Purdue Fort Wayne (11/23/22)	3PG Att.	4, 2x, vs. Purdue Fort Wayne (11/23/22)	3PG Att.	4, 2x, vs. Purdue Fort Wayne (11/23/22)
FT Made	3, 2x, vs. Purdue Fort Wayne (11/23/22)	FT Made	3, 2x, vs. Purdue Fort Wayne (11/23/22)	FT Made	3, 2x, vs. Purdue Fort Wayne (11/23/22)	FT Made	3, 2x, vs. Purdue Fort Wayne (11/23/22)
FT Att.	4, 2x, vs. Purdue Fort Wayne (11/23/22)	FT Att.	4, 2x, vs. Purdue Fort Wayne (11/23/22)	FT Att.	4, 2x, vs. Purdue Fort Wayne (11/23/22)	FT Att.	4, 2x, vs. Purdue Fort Wayne (11/23/22)
Rebounds	8 at Missouri (11/17/22)	Rebounds	8 at Missouri (11/17/22)	Rebounds	8 at Missouri (11/17/22)	Rebounds	8 at Missouri (11/17/22)
Assists	4 vs. Marshall (11/21/22)	Assists	4 vs. Marshall (11/21/22)	Assists	4 vs. Marshall (11/21/22)	Assists	4 vs. Marshall (11/21/22)
Steals	2 at South Dakota State (12/12/22)	Steals	2 at South Dakota State (12/12/22)	Steals	2 at South Dakota State (12/12/22)	Steals	2 at South Dakota State (12/12/22)
Blocks	1 vs. Murray State (11/30/22)	Blocks	1 vs. Murray State (11/30/22)	Blocks	1 vs. Murray State (11/30/22)	Blocks	1 vs. Murray State (11/30/22)
Minutes	27 vs. Troy (11/10/22)	Minutes	27 vs. Troy (11/10/22)	Minutes	27 vs. Troy (11/10/22)	Minutes	27 vs. Troy (11/10/22)

MISCELLANEOUS CAREER STATISTICS

Games Played	9	Double-Doubles	0
Games Started	1	10+ Points	0
Led Team In Scoring	0	20+ Points	0
Led Team In Rebounding	1	5+ Rebounds	2
Led Team In Assists	1	10+ Rebounds	0
Led Team In Steals	0	5+ Assists	0
Led Team In Blocks	0	3+ Steals	0

BROWN GAME-BY-GAME STATISTICS

Date	Opp	GS	Min	FG	3FG	FT	O-D-R	PF	A	T	S	B	PTS
N10	TROY		27:13	1-2	1-2	0-0	0-3-3	3	2	4	1	0	3
N14	ASU		15:01	0-3	0-0	3-4	2-4-6	3	0	1	0	0	3
N17	at MIZ		26:33	3-5	3-4	0-0	0-8-8	0	0	0	0	0	9
N21	vs MAR		19:31	3-6	2-3	0-0	0-1-1	1	4	0	1	0	8
N22	vs NSU		21:34	2-5	1-2	1-2	1-2-3	2	1	1	1	0	6
N23	vs PFW		21:47	2-6	0-1	3-4	3-4-7	1	2	1	0	0	7
N30	MUR		24:26	1-3	0-1	0-0	1-0-1	3	1	0	0	0	2
D4	at VU		19:59	1-2	1-1	0-0	1-0-1	1	0	2	1	0	3
D12	at SDSU	*	24:31	0-4	0-0	0-0	0-5-5	5	1	4	2	0	0
D14	at SD	-	-	-	-	-	-	-	-	-	-	-	-
D17	at MOST	-	-	-	-	-	-	-	-	-	-	-	-
D22	at EVAN	-	-	-	-	-	-	-	-	-	-	-	-
D29	at LR*	-	-	-	-	-	-	-	-	-	-	-	-
D31	MOR*	-	-	-	-	-	-	-	-	-	-	-	-
J5	SEMO*	-	-	-	-	-	-	-	-	-	-	-	-
J7	TTU*	-	-	-	-	-	-	-	-	-	-	-	-
J12	at TSU*	-	-	-	-	-	-	-	-	-	-	-	-
J14	at USI*	-	-	-	-	-	-	-	-	-	-	-	-
J19	at SEMO*	-	-	-	-	-	-	-	-	-	-	-	-
J21	EIU*	-	-	-	-	-	-	-	-	-	-	-	-
J26	LIN*	-	-	-	-	-	-	-	-	-	-	-	-
J28	USI*	-	-	-	-	-	-	-	-	-	-	-	-
F2	at SIUE*	-	-	-	-	-	-	-	-	-	-	-	-
F4	at LIN*	-	-	-	-	-	-	-	-	-	-	-	-
F9	at EIU*	-	-	-	-	-	-	-	-	-	-	-	-
F11	LR*	-	-	-	-	-	-	-	-	-	-	-	-
F16	SIUE*	-	-	-	-	-	-	-	-	-	-	-	-
F18	at TTU*	-	-	-	-	-	-	-	-	-	-	-	-
F23	TSU*	-	-	-	-	-	-	-	-	-	-	-	-
F25	at MOR*	-	-	-	-	-	-	-	-	-	-	-	-

BROWN CAREER STATISTICS

				Total			3-Point			F-Throw			Rebounds									Scoring		
Year	GP	GS	Min	Avg	FG	FGA	Pct	FG	FGA	Pct	FT	FTA	Pct	Off	Def	Tot	Avg	PF	Ast	TO	Blk	Stl	Pts	Avg
2022-23	9	1	200	22.2	13	36	.361	7	13	.538	8	12	.667	9	27	36	4.0	22	7	13	2	5	41	4.6
TOTAL	9	1	200	22.2	13	36	.361	7	13	.538	8	12	.667	9	27	36	4.0	22	7	13	2	5	41	4.6

PLAYER SUMMARIES

5



SEYGAN ROBINS

G | 5-8 | Gr. | Harrodsburg, Ky. | Louisville

SEASON HIGHS

Points	14, 2x, at Vanderbilt (12/5/22)
FG Made	5, 2x, at Vanderbilt (12/5/22)
FG Att.	13 at Vanderbilt (12/5/22)
3PG Made	4, 2x, at Vanderbilt (12/5/22)
3FG Att.	9 at Vanderbilt (12/5/22)
FT Made	4 vs. Norfolk State (11/22/22)
FT Att.	4 vs. Norfolk State (11/22/22)
Rebounds	3 vs. Purdue Fort Wayne (11/23/22)
Assists	5, 2x, at Vanderbilt (12/5/22)
Steals	3, 2x, vs. Murray State (11/30/22)
Blocks	1 vs. Purdue Fort Wayne (11/23/22)
Minutes	36 vs. Murray State (11/30/22)

CAREER HIGHS

Points	26 vs. SIUE (3/2/22)
FG Made	7 vs. SIUE (3/2/22)
FG Att.	15 vs. SIUE (3/2/22)
3PG Made	6, 3x, vs. SIUE (3/2/22)
3FG Att.	12 vs. SIUE (3/2/22)
FT Made	6 vs. SIUE (3/2/22)
FT Att.	6 vs. SIUE (3/2/22)
Rebounds	7 vs. Western Kentucky (11/15/21)
Assists	6, 4x, vs. SIUE (3/2/22)
Steals	5 vs. Tennessee State (2/5/22)
Blocks	1, 6x, vs. Purdue Fort Wayne (11/23/22)
Minutes	39, 2x, at Kansas State (11/12/21)

MISCELLANEOUS CAREER STATISTICS

Games Played	83 55 at UTM	Double-Doubles	0
Games Started	46 at UTM	10+ Points	16
Led Team In Scoring	5	20+ Points	1
Led Team In Rebounding	0	5+ Rebounds	7
Led Team In Assists	25	10+ Rebounds	0
Led Team In Steals	17	5+ Assists	8
Led Team In Blocks	3	3+ Steals	12

ROBINS GAME-BY-GAME STATISTICS

Date	Opp	GS	Min	FG	3FG	FT	O-D-R	PF	A	T	S	B	PTS
N10	TROY	*	31:16	5-12	4-8	0-0	0-1-1	0	0	8	1	0	14
N14	ASU	*	16:36	0-6	0-1	0-0	0-2-2	0	1	1	0	0	0
N17	at MIZ	*	28:01	1-3	1-2	0-0	0-0-0	2	1	1	0	0	3
N21	vs MAR	*	19:36	1-3	1-2	0-0	0-0-0	1	1	0	3	0	3
N22	vs NSU	*	26:42	2-4	2-4	4-4	0-1-1	1	5	1	0	0	10
N23	vs PFW	*	28:30	2-5	2-3	3-3	0-3-3	0	4	2	2	1	9
N30	MUR	*	35:46	2-7	1-5	2-2	0-1-1	1	3	2	3	0	7
D4	at VU	*	30:33	5-13	4-9	0-0	0-1-1	5	5	4	1	0	14
D12	at SDSU	*	32:41	2-7	2-5	0-0	1-1-2	1	3	7	2	0	6
D14	at SD	-	-	-	-	-	-	-	-	-	-	-	-
D17	at MOST	-	-	-	-	-	-	-	-	-	-	-	-
D22	at EVAN	-	-	-	-	-	-	-	-	-	-	-	-
D29	at LR*	-	-	-	-	-	-	-	-	-	-	-	-
D31	MOR*	-	-	-	-	-	-	-	-	-	-	-	-
J5	SEMO*	-	-	-	-	-	-	-	-	-	-	-	-
J7	TTU*	-	-	-	-	-	-	-	-	-	-	-	-
J12	at TSU*	-	-	-	-	-	-	-	-	-	-	-	-
J14	at USI*	-	-	-	-	-	-	-	-	-	-	-	-
J19	at SEMO*	-	-	-	-	-	-	-	-	-	-	-	-
J21	EIU*	-	-	-	-	-	-	-	-	-	-	-	-
J26	LIN*	-	-	-	-	-	-	-	-	-	-	-	-
J28	USI*	-	-	-	-	-	-	-	-	-	-	-	-
F2	at SIUE*	-	-	-	-	-	-	-	-	-	-	-	-
F4	at LIN*	-	-	-	-	-	-	-	-	-	-	-	-
F9	at EIU*	-	-	-	-	-	-	-	-	-	-	-	-
F11	LR*	-	-	-	-	-	-	-	-	-	-	-	-
F16	SIUE*	-	-	-	-	-	-	-	-	-	-	-	-
F18	at TTU*	-	-	-	-	-	-	-	-	-	-	-	-
F23	TSU*	-	-	-	-	-	-	-	-	-	-	-	-
F25	at MOR*	-	-	-	-	-	-	-	-	-	-	-	-

ROBINS CAREER STATISTICS

					Total		3-Point		F-Throw		Rebounds								Scoring					
Year	GP	GS	Min	Avg	FG	FGA	Pct	FG	FGA	Pct	FT	FTA	Pct	Off	Def	Tot	Avg	PF	Ast	TO	Blk	Stl	Pts	Avg
2018-19*	26	0	195	7.5	13	37	.351	8	30	.267	7	12	.583	2	11	13	0.5	21	21	18	1	9	41	1.6
2019-20*	2	0	22	11.0	0	5	.000	0	4	.000	0	0	.000	0	6	6	3.0	5	1	2	0	2	0	0.0
2020-21	27	27	834	30.9	69	162	.426	48	106	.453	23	29	.793	10	50	60	2.2	47	90	68	2	37	209	7.7
2021-22	19	10	579	30.5	61	154	.396	42	96	.438	23	24	.958	6	40	46	2.4	37	53	37	2	30	187	9.8
2022-23	9	8	251	27.9	20	60	.333	17	39	.436	9	9	1.000	1	10	11	1.2	11	23	26	1	12	66	7.3
TOTAL	55	45	1664	30.3	150	376	.399	107	241	.444	55	62	.887	17	100	117	2.1	95	166	131	5	79	462	8.4
All*	83	45	1881	22.7	163	418	.390	115	275	.418	62	74	.838	19	117	136	1.6	121	188	151	6	90	503	6.1

*Played 2018-19 and 2019-20 seasons at Louisville

11



SHAE LITTLEFORD

G | 5-7 | So. | Charleston, Ill. | Charleston HS

SEASON HIGHS

Points	19 vs. Arkansas State (11/14/22)
FG Made	6 vs. Arkansas State (11/14/22)
FG Att.	14, 2x, vs. Murray State (11/30/22)
3PG Made	2, 3x, at Vanderbilt (12/5/22)
3FG Att.	7 at Vanderbilt (12/5/22)
FT Made	6 vs. Troy (11/10/22)
FT Att.	6, 2x, vs. Arkansas State (11/14/22)
Rebounds	5, 2x, vs. Arkansas State (11/14/22)
Assists	8 at Vanderbilt (12/5/22)
Steals	4 vs. Troy (11/10/22)
Blocks	1 vs. Murray State (11/30/22)
Minutes	39 vs. Arkansas State (11/14/22)

CAREER HIGHS

Points	21 vs. Morehead State (2/16/22)
FG Made	6, 3x, vs. Arkansas State (11/14/22)
FG Att.	14, 2x, vs. Arkansas State (11/14/22)
3PG Made	4 vs. Morehead State (2/16/22)
3FG Att.	7 at Vanderbilt (12/5/21)
FT Made	8 vs. SIUE (3/2/22)
FT Att.	12 vs. SIUE (3/2/22)
Rebounds	6 vs. Saint Louis (12/5/21)
Assists	8 at Vanderbilt (12/5/22)
Steals	6 at Southeast Missouri (2/24/22)
Blocks	1, 4x, vs. Murray State (11/30/22)
Minutes	40, 5x, vs. Belmont (2/7/22)

MISCELLANEOUS CAREER STATISTICS

Games Played	32	Double-Doubles	0
Games Started	31	10+ Points	17
Led Team In Scoring	4	20+ Points	1
Led Team In Rebounding	1	5+ Rebounds	4
Led Team In Assists	7	10+ Rebounds	0
Led Team In Steals	10	5+ Assists	3
Led Team In Blocks	2	3+ Steals	10

LITTLEFORD GAME-BY-GAME STATISTICS

Date	Opp	GS	Min	FG	3FG	FT	O-D-R	PF	A	T	S	B	PTS
N10	TROY	*	25:42	1-3	0-0	6-6	1-4-5	4	5	2	4	0	8
N14	ASU	*	39:28	6-14	2-5	5-6	3-2-5	3	6	0	1	0	19
N17	at MIZ	*	22:13	0-3	0-0	2-2	0-2-2	4	3	5	2	0	2
N21	vs MAR	*	26:11	0-5	0-2	0-0	0-1-1	2	3	2	0	0	0
N22	vs NSU	*	30:55	2-7	0-4	2-2	0-0-0	0	1	8	3	0	6
N23	vs PFW	*	34:55	5-7	1-2	0-0	0-4-4	3	3	3	0	0	11
N30	MUR	*	36:40	4-14	2-5	1-3	0-2-2	2	1	2	3	1	11
D4	at VU	*	36:05	5-11	2-7	2-2	0-3-3	4	8	3	0	0	14
D12	at SDSU	-	-	-	-	DNP	-	-	-	-	-	-	-
D14	at SD	-	-	-	-	-	-	-	-	-	-	-	-
D17	at MOST	-	-	-	-	-	-	-	-	-	-	-	-
D22	at EVAN	-	-	-	-	-	-	-	-	-	-	-	-
D29	at LR*	-	-	-	-	-	-	-	-	-	-	-	-
D31	MOR*	-	-	-	-	-	-	-	-	-	-	-	-
J5	SEMO*	-	-	-	-	-	-	-	-	-	-	-	-
J7	TTU*	-	-	-	-	-	-	-	-	-	-	-	-
J12	at TSU*	-	-	-	-	-	-	-	-	-	-	-	-
J14	at USI*	-	-	-	-	-	-	-	-	-	-	-	-
J19	at SEMO*	-	-	-	-	-	-	-	-	-	-	-	-
J21	EIU*	-	-	-	-	-	-	-	-	-	-	-	-
J26	LIN*	-	-	-	-	-	-	-	-	-	-	-	-
J28	USI*	-	-	-	-	-	-	-	-	-	-	-	-
F2	at SIUE*	-	-	-	-	-	-	-	-	-	-	-	-
F4	at LIN*	-	-	-	-	-	-	-	-	-	-	-	-
F9	at EIU*	-	-	-	-	-	-	-	-	-	-	-	-
F11	LR*	-	-	-	-	-	-	-	-	-	-	-	-
F16	SIUE*	-	-	-	-	-	-	-	-	-	-	-	-
F18	at TTU*	-	-	-	-	-	-	-	-	-	-	-	-
F23	TSU*	-	-	-	-	-	-	-	-	-	-	-	-
F25	at MOR*	-	-	-	-	-	-	-	-	-	-	-	-

LITTLEFORD CAREER STATISTICS

					Total			3-Point			F-Throw			Rebounds								Scoring		
Year	GP	GS	Min	Avg	FG	FGA	Pct	FG	FGA	Pct	FT	FTA	Pct	Off	Def	Tot	Avg	PF	Ast	To	Blk	Stl	Pts	Avg
2021-22	24	23	827	34.5	83	226	.367	18	59	.305	81	109	.743	8	50	58	2.4	51	49	66	3	42	265	11.0
2022-23	8	8	249	31.1	23	64	.359	7	25	.280	18	21	.857	4	18	22	2.8	22	30	25	1	13	71	8.9
TOTAL	32	31	1076	33.6	106	290	.366	25	84	.298	99	130	.762	12	68	80	2.5	73	79	91	4	55	336	10.5

PLAYER SUMMARIES



LEXI RUBEL

G/F | 6-1 | Fr. | Cape Girardeau, Mo. | Notre Dame HS

SEASON HIGHS		CAREER HIGHS	
Points	12 vs. Purdue Fort Wayne (11/23/22)	Points	12 vs. Purdue Fort Wayne (11/23/22)
FG Made	4 vs. Purdue Fort Wayne (11/23/22)	FG Made	4 vs. Purdue Fort Wayne (11/23/22)
FG Att.	8 vs. Murray State (11/30/22)	FG Att.	8 vs. Murray State (11/30/22)
3PG Made	1, 2x, vs. Purdue Fort Wayne (11/23/22)	3PG Made	1, 2x, vs. Purdue Fort Wayne (11/23/22)
3FG Att.	3 vs. Murray State (11/30/22)	3FG Att.	3 vs. Murray State (11/30/22)
FT Made	3 vs. Purdue Fort Wayne (11/23/22)	FT Made	3 vs. Purdue Fort Wayne (11/23/22)
FT Att.	4 vs. Purdue Fort Wayne (11/23/22)	FT Att.	4 vs. Purdue Fort Wayne (11/23/22)
Rebounds	7 vs. Purdue Fort Wayne (11/23/22)	Rebounds	7 vs. Purdue Fort Wayne (11/23/22)
Assists	3 vs. Murray State (11/30/22)	Assists	3 vs. Murray State (11/30/22)
Steals	3 at Vanderbilt (12/5/22)	Steals	3 at Vanderbilt (12/5/22)
Blocks	1, 4x, vs. Murray State (11/30/22)	Blocks	1, 4x, vs. Murray State (11/30/22)
Minutes	31 vs. Arkansas State (11/14/22)	Minutes	31 vs. Arkansas State (11/14/22)

MISCELLANEOUS CAREER STATISTICS			
Games Played	8	Double-Doubles	0
Games Started	8	10+ Points	1
Led Team In Scoring	0	20+ Points	0
Led Team In Rebounding	2	5+ Rebounds	4
Led Team In Assists	0	10+ Rebounds	0
Led Team In Steals	2	5+ Assists	0
Led Team In Blocks	2	3+ Steals	0

RUBEL GAME-BY-GAME STATISTICS													
Date	Opp	GS	Min	FG	3FG	FT	O-D-R	PF	A	TO	S	B	PTS
N10	TROY	*	12:52	0-0	0-0	0-0	0-1-1	1	0	2	0	0	0
N14	ASU	*	31:15	3-4	0-0	1-2	2-3-5	0	2	2	1	1	7
N17	at MIZ	*	26:24	2-4	0-0	0-0	1-2-3	1	1	4	0	1	4
N21	vs MAR	*	20:29	2-4	1-1	2-2	2-4-6	1	1	2	0	0	7
N22	vs NSU	*	23:12	1-6	0-0	1-1	1-1-2	5	0	5	1	0	3
N23	vs PFW	*	24:24	4-7	1-2	3-4	1-6-7	0	0	5	1	1	12
N30	MUR	*	25:05	1-8	0-3	2-3	1-3-4	3	3	3	1	1	4
D4	at VU	*	35:31	0-4	0-1	0-0	3-2-5	1	0	1	3	0	0
D12	at SDSU	-	-	-	-	DNP	-	-	-	-	-	-	-
D14	at SD	-	-	-	-	-	-	-	-	-	-	-	-
D17	at MOST	-	-	-	-	-	-	-	-	-	-	-	-
D22	at EVAN	-	-	-	-	-	-	-	-	-	-	-	-
D29	at LR*	-	-	-	-	-	-	-	-	-	-	-	-
D31	MOR*	-	-	-	-	-	-	-	-	-	-	-	-
J5	SEMO*	-	-	-	-	-	-	-	-	-	-	-	-
J7	TTU*	-	-	-	-	-	-	-	-	-	-	-	-
J12	at TSU*	-	-	-	-	-	-	-	-	-	-	-	-
J14	at USI*	-	-	-	-	-	-	-	-	-	-	-	-
J19	at SEMO*	-	-	-	-	-	-	-	-	-	-	-	-
J21	EIU*	-	-	-	-	-	-	-	-	-	-	-	-
J26	LIN*	-	-	-	-	-	-	-	-	-	-	-	-
J28	USI*	-	-	-	-	-	-	-	-	-	-	-	-
F2	at SIUE*	-	-	-	-	-	-	-	-	-	-	-	-
F4	at LIN*	-	-	-	-	-	-	-	-	-	-	-	-
F9	at EIU*	-	-	-	-	-	-	-	-	-	-	-	-
F11	LR*	-	-	-	-	-	-	-	-	-	-	-	-
F16	SIUE*	-	-	-	-	-	-	-	-	-	-	-	-
F18	at TTU*	-	-	-	-	-	-	-	-	-	-	-	-
F23	TSU*	-	-	-	-	-	-	-	-	-	-	-	-
F25	at MOR*	-	-	-	-	-	-	-	-	-	-	-	-

RUBEL CAREER STATISTICS													
Year	GP	GS	Min	Avg	Total	FG	FGA	Pct	F-Throw	Rebounds	PF	Ass	Scoring
2022-23	8	8	201	25.1	13	37	.351	2	7	.286	9	12	.750
TOTAL	8	8	201	25.1	13	37	.351	2	7	.286	9	12	.750



CLARA GARLAND

C | 6-5 | Fr. | Iuka, Miss. | Tishomingo County HS

SEASON HIGHS		CAREER HIGHS	
Points	N/A	Points	N/A
FG Made	N/A	FG Made	N/A
FG Att.	N/A	FG Att.	N/A
3PG Made	N/A	3PG Made	N/A
3FG Att.	N/A	3FG Att.	N/A
FT Made	N/A	FT Made	N/A
FT Att.	N/A	FT Att.	N/A
Rebounds	N/A	Rebounds	N/A
Assists	N/A	Assists	N/A
Steals	N/A	Steals	N/A
Blocks	N/A	Blocks	N/A
Minutes	N/A	Minutes	N/A

MISCELLANEOUS CAREER STATISTICS			
Games Played	0	Double-Doubles	0
Games Started	0	10+ Points	0
Led Team In Scoring	0	20+ Points	0
Led Team In Rebounding	0	5+ Rebounds	0
Led Team In Assists	0	10+ Rebounds	0
Led Team In Steals	0	5+ Assists	0
Led Team In Blocks	0	3+ Steals	0

GARLAND GAME-BY-GAME STATISTICS													
Date	Opp	GS	Min	FG	3FG	FT	O-D-R	PF	A	TO	S	B	PTS
N10	TROY	-	-	-	-	DNP	-	-	-	-	-	-	-
N14	ASU	-	-	-	-	DNP	-	-	-	-	-	-	-
N17	at MIZ	-	-	-	-	DNP	-	-	-	-	-	-	-
N21	vs MAR	-	-	-	-	DNP	-	-	-	-	-	-	-
N22	vs NSU	-	-	-	-	DNP	-	-	-	-	-	-	-
N23	vs PFW	-	-	-	-	DNP	-	-	-	-	-	-	-
N30	MUR	-	-	-	-	DNP	-	-	-	-	-	-	-
D4	at VU	-	-	-	-	DNP	-	-	-	-	-	-	-
D12	at SDSU	-	-	-	-	DNP	-	-	-	-	-	-	-
D14	at SD	-	-	-	-	-	-	-	-	-	-	-	-
D17	at MOST	-	-	-	-	-	-	-	-	-	-	-	-
D22	at EVAN	-	-	-	-	-	-	-	-	-	-	-	-
D29	at LR*	-	-	-	-	-	-	-	-	-	-	-	-
D31	MOR*	-	-	-	-	-	-	-	-	-	-	-	-
J5	SEMO*	-	-	-	-	-	-	-	-	-	-	-	-
J7	TTU*	-	-	-	-	-	-	-	-	-	-	-	-
J12	at TSU*	-	-	-	-	-	-	-	-	-	-	-	-
J14	at USI*	-	-	-	-	-	-	-	-	-	-	-	-
J19	at SEMO*	-	-	-	-	-	-	-	-	-	-	-	-
J21	EIU*	-	-	-	-	-	-	-	-	-	-	-	-
J26	LIN*	-	-	-	-	-	-	-	-	-	-	-	-
J28	USI*	-	-	-	-	-	-	-	-	-	-	-	-
F2	at SIUE*	-	-	-	-	-	-	-	-	-	-	-	-
F4	at LIN*	-	-	-	-	-	-	-	-	-	-	-	-
F9	at EIU*	-	-	-	-	-	-	-	-	-	-	-	-
F11	LR*	-	-	-	-	-	-	-	-	-	-	-	-
F16	SIUE*	-	-	-	-	-	-	-	-	-	-	-	-
F18	at TTU*	-	-	-	-	-	-	-	-	-	-	-	-
F23	TSU*	-	-	-	-	-	-	-	-	-	-	-	-
F25	at MOR*	-	-	-	-	-	-	-	-	-	-	-	-

GARLAND CAREER STATISTICS													
Year	GP	GS	Min	Avg	Total	FG	FGA	Pct	F-Throw	Rebounds	PF	Ass	Scoring
2022-23	-	-	-	-	-	-	-	-	-	-	-	-	-
TOTAL	-	-	-	-	-	-	-	-	-	-	-	-	-

PLAYER SUMMARIES

20



HALEY HALLETT

F | 6-1 | Fr. | Savannah, Tenn. | Hardin County HS

SEASON HIGHS				CAREER HIGHS			
Points	N/A	Points	N/A	Points	N/A	Points	N/A
FG Made	N/A	FG Made	N/A	FG Made	N/A	FG Made	N/A
FG Att.	N/A	FG Att.	N/A	FG Att.	N/A	FG Att.	N/A
3PG Made	N/A	3PG Made	N/A	3PG Made	N/A	3PG Made	N/A
3FG Att.	N/A	3FG Att.	N/A	3FG Att.	N/A	3FG Att.	N/A
FT Made	N/A	FT Made	N/A	FT Made	N/A	FT Made	N/A
FT Att.	N/A	FT Att.	N/A	FT Att.	N/A	FT Att.	N/A
Rebounds	N/A	Rebounds	N/A	Rebounds	N/A	Rebounds	N/A
Assists	N/A	Assists	N/A	Assists	N/A	Assists	N/A
Steals	N/A	Steals	N/A	Steals	N/A	Steals	N/A
Blocks	N/A	Blocks	N/A	Blocks	N/A	Blocks	N/A
Minutes	N/A	Minutes	N/A	Minutes	N/A	Minutes	N/A

MISCELLANEOUS CAREER STATISTICS			
Games Played	0	Double-Doubles	0
Games Started	0	10+ Points	0
Led Team In Scoring	0	20+ Points	0
Led Team In Rebounding	0	5+ Rebounds	0
Led Team In Assists	0	10+ Rebounds	0
Led Team In Steals	0	5+ Assists	0
Led Team In Blocks	0	3+ Steals	0

HALLETT GAME-BY-GAME STATISTICS												
Date	Opp	GS	Min	FG	3FG	FT	O-D-R	PF	A	TO	S	B PTS
N10	TROY	-	-	-	-	DNP	-	-	-	-	-	-
N14	ASU	-	-	-	-	DNP	-	-	-	-	-	-
N17	at MIZ	-	-	-	-	DNP	-	-	-	-	-	-
N21	vs MAR	-	-	-	-	DNP	-	-	-	-	-	-
N22	vs NSU	-	-	-	-	DNP	-	-	-	-	-	-
N23	vs PFW	-	-	-	-	DNP	-	-	-	-	-	-
N30	MUR	-	-	-	-	DNP	-	-	-	-	-	-
D4	at VU	-	-	-	-	DNP	-	-	-	-	-	-
D12	at SDSU	-	-	-	-	DNP	-	-	-	-	-	-
D14	at SD	-	-	-	-	-	-	-	-	-	-	-
D17	at MOST	-	-	-	-	-	-	-	-	-	-	-
D22	at EVAN	-	-	-	-	-	-	-	-	-	-	-
D29	at LR*	-	-	-	-	-	-	-	-	-	-	-
D31	MOR*	-	-	-	-	-	-	-	-	-	-	-
J5	SEMO*	-	-	-	-	-	-	-	-	-	-	-
J7	TTU*	-	-	-	-	-	-	-	-	-	-	-
J12	at TSU*	-	-	-	-	-	-	-	-	-	-	-
J14	at USI*	-	-	-	-	-	-	-	-	-	-	-
J19	at SEMO*	-	-	-	-	-	-	-	-	-	-	-
J21	EIU*	-	-	-	-	-	-	-	-	-	-	-
J26	LIN*	-	-	-	-	-	-	-	-	-	-	-
J28	USI*	-	-	-	-	-	-	-	-	-	-	-
F2	at SIUE*	-	-	-	-	-	-	-	-	-	-	-
F4	at LIN*	-	-	-	-	-	-	-	-	-	-	-
F9	at EIU*	-	-	-	-	-	-	-	-	-	-	-
F11	LR*	-	-	-	-	-	-	-	-	-	-	-
F16	SIUE*	-	-	-	-	-	-	-	-	-	-	-
F18	at TTU*	-	-	-	-	-	-	-	-	-	-	-
F23	TSU*	-	-	-	-	-	-	-	-	-	-	-
F25	at MOR*	-	-	-	-	-	-	-	-	-	-	-

HALLETT CAREER STATISTICS												
Year	GP	GS	Min	Avg	Total	3-Point	F-Throw	Rebounds	PF	Ast	TO	Blk Stl
2022-23	-	-	-	-	-	-	-	-	-	-	-	-
TOTAL	-	-	-	-	-	-	-	-	-	-	-	-

23



SHARNECCE CURRIE-JELKS

F | 6-2 | Fr. | Jackson, Tenn. | Southside HS

SEASON HIGHS				CAREER HIGHS			
Points	21 vs. Purdue Fort Wayne (11/23/22)	Points	21 vs. Purdue Fort Wayne (11/23/22)	Points	21 vs. Purdue Fort Wayne (11/23/22)	Points	21 vs. Purdue Fort Wayne (11/23/22)
FG Made	10 vs. Purdue Fort Wayne (11/23/22)	FG Made	10 vs. Purdue Fort Wayne (11/23/22)	FG Made	10 vs. Purdue Fort Wayne (11/23/22)	FG Made	10 vs. Purdue Fort Wayne (11/23/22)
FG Att.	13 at South Dakota State (12/12/22)	FG Att.	13 at South Dakota State (12/12/22)	FG Att.	12, 2x, vs. Murray State (11/30/22)	FG Att.	12, 2x, vs. Murray State (11/30/22)
3PG Made	1, 2x, vs. Purdue Fort Wayne (11/23/22)	3PG Made	1, 2x, vs. Purdue Fort Wayne (11/23/22)	3PG Made	1, 2x, vs. Purdue Fort Wayne (11/23/22)	3PG Made	1, 2x, vs. Purdue Fort Wayne (11/23/22)
3FG Att.	2 vs. Marshall (11/21/22)	3FG Att.	2 vs. Marshall (11/21/22)	3FG Att.	2 vs. Marshall (11/21/22)	3FG Att.	2 vs. Marshall (11/21/22)
FT Made	7 vs. Norfolk State (11/22/22)	FT Made	7 vs. Norfolk State (11/22/22)	FT Made	7 vs. Norfolk State (11/22/22)	FT Made	7 vs. Norfolk State (11/22/22)
FT Att.	8 vs. Norfolk State (11/22/22)	FT Att.	8 vs. Norfolk State (11/22/22)	FT Att.	8 vs. Norfolk State (11/22/22)	FT Att.	8 vs. Norfolk State (11/22/22)
Rebounds	15 vs. Troy (11/10/22)	Rebounds	15 vs. Troy (11/10/22)	Rebounds	15 vs. Troy (11/10/22)	Rebounds	15 vs. Troy (11/10/22)
Assists	2, 2x, at South Dakota State (12/12/22)	Assists	2 vs. Purdue Fort Wayne (11/23/22)	Assists	2 vs. Purdue Fort Wayne (11/23/22)	Assists	2 vs. Purdue Fort Wayne (11/23/22)
Steals	2, 3x, at Vanderbilt (12/5/22)	Steals	2, 2x, vs. Murray State (11/30/22)	Steals	2, 2x, vs. Murray State (11/30/22)	Steals	2, 2x, vs. Murray State (11/30/22)
Blocks	4 vs. Murray State (11/30/22)	Blocks	4 vs. Murray State (11/30/22)	Blocks	4 vs. Murray State (11/30/22)	Blocks	4 vs. Murray State (11/30/22)
Minutes	32 vs. Troy (11/10/22)	Minutes	32 vs. Troy (11/10/22)	Minutes	32 vs. Troy (11/10/22)	Minutes	32 vs. Troy (11/10/22)

MISCELLANEOUS CAREER STATISTICS			
Games Played	9	Double-Doubles	1
Games Started	9	10+ Points	7
Led Team In Scoring	4	20+ Points	0
Led Team In Rebounding	5	5+ Rebounds	7
Led Team In Assists	0	10+ Rebounds	1
Led Team In Steals	1	5+ Assists	0
Led Team In Blocks	2	3+ Blocks	1

CURRIE-JELKS GAME-BY-GAME STATISTICS												
Date	Opp	GS	Min	FG	3FG	FT	O-D-R	PF	A	TO	S	B PTS
N10	TROY	*	32:07	7-9	0-0	0-0	4-11-15	3	0	2	0	1 14
N14	ASU	*	24:34	0-2	0-0	2-4	3-5-8	3	0	0	0	1 2
N17	at MIZ	*	23:57	4-7	0-0	0-1	1-3-4	5	0	1	0	0 8
N21	vs MAR	*	28:25	5-12	1-2	1-2	2-3-5	2	0	3	1	0 12
N22	vs NSU	*	26:55	4-13	0-1	7-8	2-1-3	4	1	1	1	0 15
N23	vs PFW	*	22:45	10-12	1-1	0-0	2-4-6	2	2	2	2	0 21
N30	MUR	*	29:18	6-12	0-1	1-3	2-7-9	4	1	4	2	4 13
D4	at VU	*	29:06	7-12	0-0	2-2	3-4-7	3	0	1	2	0 16
D12	at SDSU	*	30:08	7-13	0-1	0-2	1-3-4	4	2	0	1	1 14
D14	at SD	-	-	-	-	-	-	-	-	-	-	-
D17	at MOST	-	-	-	-	-	-	-	-	-	-	-
D22	at EVAN	-	-	-	-	-	-	-	-	-	-	-
D29	at LR*	-	-	-	-	-	-	-	-	-	-	-
D31	MOR*	-	-	-	-	-	-	-	-	-	-	-
J5	SEMO*	-	-	-	-	-	-	-	-	-	-	-
J7	TTU*	-	-	-	-	-	-	-	-	-	-	-
J12	at TSU*	-	-	-	-	-	-	-	-	-	-	-
J14	at USI*	-	-	-	-	-	-	-	-	-	-	-
J19	at SEMO*	-	-	-	-	-	-	-	-	-	-	-
J21	EIU*	-	-	-	-	-	-	-	-	-	-	-
J26	LIN*	-	-	-	-	-	-	-	-	-	-	-
J28	USI*	-	-	-	-	-	-	-	-	-	-	-
F2	at SIUE*	-	-	-	-	-	-	-	-	-	-	-
F4	at LIN*	-	-	-	-	-	-	-	-	-	-	-
F9	at EIU*	-	-	-	-	-	-	-	-	-	-	-
F11	LR*	-	-	-	-	-	-	-	-	-	-	-
F16	SIUE*	-	-	-	-	-	-	-	-	-	-	-
F18	at TTU*	-	-	-	-	-	-	-	-	-	-	-
F23	TSU*	-	-	-	-	-	-	-	-	-	-	-
F25	at MOR*	-	-	-	-	-	-	-	-	-	-	-

CURRIE-JELKS CAREER STATISTICS												
Year	GP	GS	Min	Avg	Total	3-Point	F-Throw	Rebounds	PF	Ast	TO	Blk Stl
2022-23	9	9	247	27.4	50	92 .543	2 6 .333	13 22 .591	20	41	61	6.8
TOTAL	9	9	247	27.4	50	92 .543	2 6 .333	13 22 .591	20	41	61	6.8

PLAYER SUMMARIES

25

PAIGE PIPKIN

G | 5-10 | Gr. | Henderson, Tenn. | Chester County HS



SEASON HIGHS

Points	23 vs. Arkansas State (11/14/22)
FG Made	10 vs. Arkansas State (11/14/22)
FG Att.	16 vs. Arkansas State (11/14/22)
3PG Made	3 at Vanderbilt (12/5/22)
3FG Att.	7 at Vanderbilt (12/5/22)
FT Made	3 vs. Murray State (11/30/22)
FT Att.	5 vs. Troy (11/10/22)
Rebounds	5, 2x, vs. Arkansas State (11/14/22)
Assists	4, 2x, vs. Murray State (11/30/22)
Steals	3, 2x, vs. Murray State (11/30/22)
Blocks	1, 3x, at Vanderbilt (12/5/22)
Minutes	34, 2x, at South Dakota State (12/12/22)

CAREER HIGHS

Points	33 at Austin Peay (12/30/21)
FG Made	11 at Austin Peay (12/30/21)
FG Att.	17 at Austin Peay (12/30/21)
3PG Made	6 vs. Morehead State (2/18/21)
3FG Att.	8 vs. Morehead State (2/18/21)
FT Made	8 at Austin Peay (12/30/21)
FT Att.	9 at Austin Peay (12/30/21)
Rebounds	9 vs. No. 24 Virginia Tech (11/27/21)
Assists	7 at Morehead State (1/24/22)
Steals	5, 3x, vs. SIUE (3/2/22)
Blocks	2 at Morehead State (1/23/21)
Minutes	40, 3x, vs. Bowling Green (12/21/21)

MISCELLANEOUS CAREER STATISTICS

Games Played	66	Double-Doubles	0
Games Started	62	10+ Points	28
Led Team In Scoring	17	20+ Points	5
Led Team In Rebounding	9	5+ Rebounds	13
Led Team In Assists	20	10+ Rebounds	0
Led Team In Steals	18	5+ Assists	7
Led Team In Blocks	7	3+ Steals	10

PIPKIN GAME-BY-GAME STATISTICS

Date	Opp	GS	Min	FG	3FG	FT	O-D-R	PF	A	T	S	B	PTS
N10	TROY		23:07	5-9	2-6	2-5	1-4-5	2	4	4	0	0	14
N14	ASU		28:23	10-16	2-4	1-1	0-5-5	0	1	0	3	0	23
N17	at MIZ		27:51	1-6	1-3	2-2	0-1-1	1	1	2	2	0	5
N21	vs MAR	*	23:09	3-6	2-3	0-0	0-1-1	1	4	0	1	0	8
N22	vs NSU	*	27:17	2-5	2-5	0-0	1-2-3	3	2	2	1	0	6
N23	vs PFW	*	27:04	2-8	1-4	1-1	0-1-1	2	2	5	2	1	6
N30	MUR	*	32:00	3-7	1-2	3-3	1-1-2	2	4	1	3	1	10
D4	at VU	*	34:07	8-15	3-7	0-0	0-3-3	4	3	1	1	1	19
D12	at SDSU	*	34:23	2-8	1-6	2-3	0-2-2	4	1	2	0	0	7
D14	at SD	-	-	-	-	-	-	-	-	-	-	-	-
D17	at MOST	-	-	-	-	-	-	-	-	-	-	-	-
D22	at EVAN	-	-	-	-	-	-	-	-	-	-	-	-
D29	at LR*	-	-	-	-	-	-	-	-	-	-	-	-
D31	MOR*	-	-	-	-	-	-	-	-	-	-	-	-
J5	SEMO*	-	-	-	-	-	-	-	-	-	-	-	-
J7	TTU*	-	-	-	-	-	-	-	-	-	-	-	-
J12	at TSU*	-	-	-	-	-	-	-	-	-	-	-	-
J14	at USI*	-	-	-	-	-	-	-	-	-	-	-	-
J19	at SEMO*	-	-	-	-	-	-	-	-	-	-	-	-
J21	EIU*	-	-	-	-	-	-	-	-	-	-	-	-
J26	LIN*	-	-	-	-	-	-	-	-	-	-	-	-
J28	USI*	-	-	-	-	-	-	-	-	-	-	-	-
F2	at SIUE*	-	-	-	-	-	-	-	-	-	-	-	-
F4	at LIN*	-	-	-	-	-	-	-	-	-	-	-	-
F9	at EIU*	-	-	-	-	-	-	-	-	-	-	-	-
F11	LR*	-	-	-	-	-	-	-	-	-	-	-	-
F16	SIUE*	-	-	-	-	-	-	-	-	-	-	-	-
F18	at TTU*	-	-	-	-	-	-	-	-	-	-	-	-
F23	TSU*	-	-	-	-	-	-	-	-	-	-	-	-
F25	at MOR*	-	-	-	-	-	-	-	-	-	-	-	-

PIPKIN CAREER STATISTICS

Year	GP	GS	Min	Avg	Total	3-Point	F-Throw	Rebounds	PF	Ast	TO	Blk	Stl	Scoring
					FG	FGA	Pct	FT	FTA	Pct	Off	Def	Tot	Pts
2017-18	-	-	-	-	-	-	-	Redshirted	-	-	-	-	-	-
2018-19	3	3	55	18.3	4	16	.250	0	7	.000	0	0	0.000	8
2019-20	-	-	-	-	-	-	-	Injured	-	-	-	-	-	-
2020-21	26	25	687	26.4	65	159	.409	29	75	.387	30	41	.732	189
2021-22	28	28	914	32.6	113	288	.392	38	113	.336	80	97	.825	344
2022-23	9	6	260	28.9	36	80	.450	11	15	.733	3	20	.23	98
TOTAL	66	62	1916	29.0	218	543	.401	82	235	.349	121	153	.791	639

33

JOSIE STOREY

G | 5-10 | Fr. | Mountain View, Ark. | Mountain View HS



SEASON HIGHS

Points	9 at Missouri (11/17/22)
FG Made	3 at Missouri (11/17/22)
FG Att.	8 at South Dakota State (12/12/22)
3PG Made	3 at Missouri (11/17/22)
3FG Att.	6 at South Dakota State (12/12/22)
FT Made	2 vs. Purdue Fort Wayne (11/23/22)
FT Att.	2, 2x, at South Dakota State (12/12/22)
Rebounds	1, 4x, at South Dakota State (12/12/22)
Assists	3 vs. Marshall (11/21/22)
Steals	3 vs. Norfolk State (11/22/22)
Blocks	N/A
Minutes	36 at South Dakota State (12/12/22)

CAREER HIGHS

Points	9 at Missouri (11/17/22)
FG Made	3 at Missouri (11/17/22)
FG Att.	8 at South Dakota State (12/12/22)
3PG Made	3 at Missouri (11/17/22)
3FG Att.	6 at South Dakota State (12/12/22)
FT Made	2 vs. Purdue Fort Wayne (11/23/22)
FT Att.	2, 2x, at South Dakota State (12/12/22)
Rebounds	1, 4x, at South Dakota State (12/12/22)
Assists	3 vs. Marshall (11/21/22)
Steals	3 vs. Norfolk State (11/22/22)
Blocks	N/A
Minutes	36 at South Dakota State (12/12/22)

MISCELLANEOUS CAREER STATISTICS

Games Played	9	Double-Doubles	0
Games Started	1	10+ Points	0
Led Team In Scoring	0	20+ Points	0
Led Team In Rebounding	0	5+ Rebounds	0
Led Team In Assists	0	10+ Rebounds	0
Led Team In Steals	1	5+ Assists	0
Led Team In Blocks	0	3+ Steals	1

STOREY GAME-BY-GAME STATISTICS

Date	Opp	GS	Min	FG	3FG	FT	O-D-R	PF	A	T	S	B	PTS
N10	TROY		3:37	0-0	0-0	0-0	0-1-1	1	1	0	0	0	0
N14	ASU		7:20	0-3	0-3	0-0	0-1-1	0	0	0	1	0	0
N17	at MIZ		6:52	3-4	3-4	0-0	0-1-1	1	1	1	0	0	9
N21	vs MAR		16:24	0-3	0-3	0-0	1-2-3	2	1	0	0	0	0
N22	vs NSU		22:50	2-6	1-5	0-0	0-0-0	2	1	1	3	0	5
N23	vs PFW		21:16	2-4	1-3	2-2	0-0-1	4	2	0	1	0	7
N30	MUR		4:58	0-2	0-2	0-0	0-0-0	0	0	0	1	0	0
D4	at VU		11:07	0-1	0-1	0-0	0-0-0	5	0	0	1	0	0
D12	at SDSU	*	36:03	2-8	2-6	1-2	0-1-1	2	0	0	2	0	7
D14	at SD	-	-	-	-	-	-	-	-	-	-	-	-
D17	at MOST	-	-	-	-	-	-	-	-	-	-	-	-
D22	at EVAN	-	-	-	-	-	-	-	-	-	-	-	-
D29	at LR*	-	-	-	-	-	-	-	-	-	-	-	-
D31	MOR*	-	-	-	-	-	-	-	-	-	-	-	-
J5	SEMO*	-	-	-	-	-	-	-	-	-	-	-	-
J7	TTU*	-	-	-	-	-	-	-	-	-	-	-	-
J12	at TSU*	-	-	-	-	-	-	-	-	-	-	-	-
J14	at USI*	-	-	-	-	-	-	-	-	-	-	-	-
J19	at SEMO*	-	-	-	-	-	-	-	-	-	-	-	-
J21	EIU*	-	-	-	-	-	-	-	-	-	-	-	-
J26	LIN*	-	-	-	-	-	-	-	-	-	-	-	-
J28	USI*	-	-	-	-	-	-	-	-	-	-	-	-
F2	at SIUE*	-	-	-	-	-	-	-	-	-	-	-	-
F4	at LIN*	-	-	-	-	-	-	-	-	-	-	-	-
F9	at EIU*	-	-	-	-	-	-	-	-	-	-	-	-
F11	LR*	-	-	-	-	-	-	-	-	-	-	-	-
F16	SIUE*	-	-	-	-	-	-	-	-	-	-	-	-
F18	at TTU*	-	-	-	-	-	-	-	-	-	-	-	-
F23	TSU*	-	-	-	-	-	-	-	-	-	-	-	-
F25	at MOR*	-	-	-	-	-	-	-	-	-	-	-	-

STOREY CAREER STATISTICS

Year	GP	GS	Min	Avg	Total	3-Point	F-Throw	Rebounds	PF	Ast	TO	Blk	Stl	Scoring
					FG	FGA	Pct	FT	FTA	Pct	Off	Def	Tot	Pts
2022-23	9	1	129	14.3	9	31	.290	7	27	.259	3	4	.750	17
TOTAL	9	1	129	14.3	9	31	.290	7	27	.259	3	4	.750	17

PLAYER SUMMARIES

44



KENLEY McCARN

G/F | 5-11 | Fr. | Melbourne, Ark. | Melbourne HS

SEASON HIGHS

Points	31 vs. Troy (11/10/22)
FG Made	12 vs. Troy (11/10/22)
FG Att.	19, 2x, at Missouri (11/17/22)
3PG Made	2, 2x, vs. Marshall (11/21/22)
3FG Att.	6 at Missouri (11/17/22)
FT Made	8 at Missouri (11/17/22)
FT Att.	9 at Missouri (11/17/22)
Rebounds	7 at Missouri (11/17/22)
Assists	2 vs. Marshall (11/21/22)
Steals	2, 2x, vs. Marshall (11/21/22)
Blocks	2 vs. Troy (11/10/22)
Minutes	38 vs. Troy (11/10/22)

CAREER HIGHS

Points	31 vs. Troy (11/10/22)
FG Made	12 vs. Troy (11/10/22)
FG Att.	19, 2x, at Missouri (11/17/22)
3PG Made	2, 2x, vs. Marshall (11/21/22)
3FG Att.	6 at Missouri (11/17/22)
FT Made	8 at Missouri (11/17/22)
FT Att.	9 at Missouri (11/17/22)
Rebounds	7 at Missouri (11/17/22)
Assists	2 vs. Marshall (11/21/22)
Steals	2, 2x, vs. Marshall (11/21/22)
Blocks	2 vs. Troy (11/10/22)
Minutes	38 vs. Troy (11/10/22)

MISCELLANEOUS CAREER STATISTICS

Games Played	4	Double-Doubles	0
Games Started	3	10+ Points	4
Led Team In Scoring	3	20+ Points	1
Led Team In Rebounding	0	5+ Rebounds	1
Led Team In Assists	0	10+ Rebounds	0
Led Team In Steals	2	5+ Assists	0
Led Team In Blocks	1	3+ Steals	0

McCARN GAME-BY-GAME STATISTICS

Date	Opp	GS	Min	FG	3FG	FT	O-D-R	PF	A	T	S	B	PTS
N10	TROY	*	37:58	12-19	1-4	6-6	2-1-3	2	1	6	0	2	31
N14	ASU	*	37:24	7-17	2-5	3-3	1-3-4	1	1	0	1	1	19
N17	at MIZ	*	38:07	5-19	1-6	4-4	0-7-7	2	0	2	2	0	15
N21	vs MAR		20:12	4-8	2-5	4-6	0-3-3	4	2	6	2	0	14
N22	vs NSU	-	-	-	-	DNP	-	-	-	-	-	-	-
N23	vs PFW	-	-	-	-	DNP	-	-	-	-	-	-	-
N30	MUR	-	-	-	-	DNP	-	-	-	-	-	-	-
D4	at VU	-	-	-	-	DNP	-	-	-	-	-	-	-
D12	at SDSU	-	-	-	-	DNP	-	-	-	-	-	-	-
D14	at SD	-	-	-	-	-	-	-	-	-	-	-	-
D17	at MOST	-	-	-	-	-	-	-	-	-	-	-	-
D22	at EVAN	-	-	-	-	-	-	-	-	-	-	-	-
D29	at LR*	-	-	-	-	-	-	-	-	-	-	-	-
D31	MOR*	-	-	-	-	-	-	-	-	-	-	-	-
J5	SEMO*	-	-	-	-	-	-	-	-	-	-	-	-
J7	TTU*	-	-	-	-	-	-	-	-	-	-	-	-
J12	at TSU*	-	-	-	-	-	-	-	-	-	-	-	-
J14	at USI*	-	-	-	-	-	-	-	-	-	-	-	-
J19	at SEMO*	-	-	-	-	-	-	-	-	-	-	-	-
J21	EIU*	-	-	-	-	-	-	-	-	-	-	-	-
J26	LIN*	-	-	-	-	-	-	-	-	-	-	-	-
J28	USI*	-	-	-	-	-	-	-	-	-	-	-	-
F2	at SIUE*	-	-	-	-	-	-	-	-	-	-	-	-
F4	at LIN*	-	-	-	-	-	-	-	-	-	-	-	-
F9	at EIU*	-	-	-	-	-	-	-	-	-	-	-	-
F11	LR*	-	-	-	-	-	-	-	-	-	-	-	-
F16	SIUE*	-	-	-	-	-	-	-	-	-	-	-	-
F18	at TTU*	-	-	-	-	-	-	-	-	-	-	-	-
F23	TSU*	-	-	-	-	-	-	-	-	-	-	-	-
F25	at MOR*	-	-	-	-	-	-	-	-	-	-	-	-

McCARN CAREER STATISTICS

Year	GP	GS	Min	Avg	Total			3-Point			F-Throw			Rebounds				PF	Ast	TO	Blk	Stl	Scoring	
					FG	FGA	Pct	FG	FGA	Pct	FT	FTA	Pct	Off	Def	Tot	Avg						Pts	Avg
2022-23	4	3	134	33.5	28	63	.444	6	20	.300	17	19	.895	3	14	17	4.3	9	4	14	3	5	79	19.8
TOTAL	4	3	134	33.5	28	63	.444	6	20	.300	17	19	.895	3	14	17	4.3	9	4	14	3	5	79	19.8



CATEGORY LEADERS

POINTS	G	Pts	Pts/G
S. Currie-Jelks	9	115	12.8
Paige Pipkin	9	98	10.9
Kenley McCarn	4	79	19.8
Shae Littleford	8	71	8.9
Seygan Robins	9	66	7.3

FG PERCENTAGE	FG	ATT	Pct
S. Currie-Jelks	50	92	.543
Diamond Cannon	7	13	.538
Paige Pipkin	36	80	.450
Kenley McCarn	28	63	.444
Anaya Brown	13	36	.361

FIELD GOAL ATT	G	Att	Att/G
S. Currie-Jelks	9	92	10.2
Paige Pipkin	9	80	8.9
Shae Littleford	8	64	8.0
Kenley McCarn	4	63	15.8
Seygan Robins	9	60	6.7

FIELD GOALS	G	Made	M/G
S. Currie-Jelks	9	50	5.6
Paige Pipkin	9	36	4.0
Kenley McCarn	4	28	7.0
Shae Littleford	8	23	2.9
Seygan Robins	9	20	2.2

3-POINT %	3FG	ATT	Pct
Anaya Brown	7	13	.538
Seygan Robins	17	39	.436
Paige Pipkin	15	40	.375
S. Currie-Jelks	2	6	.333
Kenley McCarn	6	20	.300

3-POINT FG ATT	G	Att	Att/G
Paige Pipkin	9	40	4.4
Seygan Robins	9	39	4.3
Josie Storey	9	27	3.0
Shae Littleford	8	25	3.1
Kenley McCarn	4	20	5.0

3-POINT FGS	G	Made	M/G
Seygan Robins	9	17	1.9
Paige Pipkin	9	15	1.7
Anaya Brown	9	7	0.8
Josie Storey	9	7	0.8
Shae Littleford	8	7	0.9

FT %	FT	ATT	Pct
Seygan Robins	9	9	1.000
Kenley McCarn	17	19	.895
Shae Littleford	18	21	.857
Josie Storey	3	4	.750
Diamond Cannon	3	4	.750
Lexi Rubel	9	12	.750

FREE THROW ATT	G	Att	Att/G
S. Currie-Jelks	9	22	2.4
Shae Littleford	8	21	2.6
Kenley McCarn	4	19	4.8
Paige Pipkin	9	15	1.7
Anaya Brown	9	12	1.3
Lexi Rubel	8	12	1.5

FREE THROWS	G	Made	M/G
Shae Littleford	8	18	2.3
Kenley McCarn	4	17	4.3
S. Currie-Jelks	9	13	1.4
Paige Pipkin	9	11	1.2
Lexi Rubel	8	9	1.1
Seygan Robins	9	9	1.0

REBOUNDS	G	Reb	Reb/G
S. Currie-Jelks	9	61	6.8
Anaya Brown	9	36	4.0
Lexi Rubel	8	33	4.1
Paige Pipkin	9	23	2.6
Shae Littleford	8	22	2.8

ASSISTS	G	No.	A/G
Shae Littleford	8	30	3.8
Seygan Robins	9	23	2.6
Paige Pipkin	9	22	2.4
Lexi Rubel	8	7	0.9
Anaya Brown	9	7	0.8

STEALS	G	No.	S/G
Shae Littleford	8	13	1.6
Paige Pipkin	9	13	1.4
Seygan Robins	9	12	1.3
S. Currie-Jelks	9	9	1.0
Josie Storey	9	9	1.0

OFFENSIVE REB	G	No.	Avg/G
S. Currie-Jelks	9	20	2.2
Lexi Rubel	8	11	1.4
Anaya Brown	9	9	1.0
Shae Littleford	8	4	0.5
Paige Pipkin	9	3	0.3
Kenley McCarn	4	3	0.8
Diamond Cannon	8	3	0.4

DEFENSIVE REB	G	No.	Avg/G
S. Currie-Jelks	9	41	4.6
Anaya Brown	9	27	3.0
Lexi Rubel	8	22	2.8
Paige Pipkin	9	20	2.2
Shae Littleford	8	18	2.3

BLOCKED SHOTS	G	No.	Blk/G
S. Currie-Jelks	9	7	0.8
Lexi Rubel	8	4	0.5
Paige Pipkin	9	3	0.3
Kenley McCarn	4	3	0.8
Anaya Brown	9	2	0.2

MINUTES	G	No.	Min/G
Paige Pipkin	9	260	28.9
Seygan Robins	9	251	27.9
Shae Littleford	8	249	31.1
S. Currie-Jelks	9	247	27.4
Lexi Rubel	8	201	25.1

TEAM GAME-BY-GAME

Opponent	Date	Score	W/L	Total			3-Pointers			Free Throws			Rebounds				PF	A	TO	Blk	Stl	Pts	Avg
				FG	FGA	Pct	3FG	FGA	Pct	FT	FTA	Pct	Off	Def	Tot	Avg							
TROY	11/10/22	84-89	L	31	55	.564	8	20	.400	14	17	.824	8	30	38	38.0	20	13	29	3	6	84	84.0
ARKANSAS ST.	11/14/22	73-54	W	26	65	.400	6	18	.333	15	20	.750	14	26	40	39.0	10	11	6	3	7	73	78.5
at Missouri	11/17/22	55-60	L	19	51	.373	9	19	.474	8	9	.889	4	25	29	35.7	16	7	17	1	6	55	70.7
vs Marshall	11/21/22	57-70	L	20	54	.370	9	24	.375	8	12	.667	8	18	26	33.2	18	12	15	1	7	57	67.2
vs Norfolk St.	11/22/22	55-70	L	17	50	.340	6	22	.273	15	17	.882	7	11	18	30.2	19	11	20	0	12	55	64.8
vs Purdue Fort Wayne	11/23/22	81-51	W	30	55	.545	7	16	.438	14	16	.875	8	30	38	31.5	13	15	19	3	9	81	67.5
MURRAY ST.	11/30/22	52-71	L	19	56	.339	4	19	.211	10	16	.625	7	15	22	30.1	15	13	14	8	13	52	65.3
at Vanderbilt	12/04/22	66-54	W	26	58	.448	10	26	.385	4	4	1.000	11	16	27	29.8	23	16	16	1	9	66	65.4
at South Dakota St.	12/12/22	36-75	L	14	47	.298	5	23	.217	3	7	.429	4	17	21	28.8	18	7	18	1	9	36	62.1
UT Martin		559		202	491	.411	64	187	.342	91	118	.771	71	188	259	28.8	152	105	154	21	78	559	62.1
Opponents		594		209	490	.427	70	193	.363	106	140	.757	105	232	337	37.4	144	134	177	26	80	594	66.0



SPECIALTY TEAM STATS

Date	Opponent	Result	POINTS IN THE PAINT			POINTS OFF TURNOVERS			2ND CHANCE POINTS			FAST BREAK POINTS			BENCH POINTS		
			UTM	OPP.	DIFF.	UTM	OPP.	DIFF.	UTM	OPP.	DIFF.	UTM	OPP.	DIFF.	UTM	OPP.	DIFF.
Nov. 10	TROY	L, 89-84	36	32	+4	6	32	-26	14	20	-6	8	17	-9	17	40	-23
Nov. 14	ARKANSAS STATE	W, 73-54	40	12	+28	23	5	+18	12	6	+6	8	4	+4	26	12	+14
Nov. 17	at Missouri	L, 60-55	18	26	-8	11	15	-4	5	3	+2	0	7	-7	23	25	-2
Nov. 21	vs. Marshall	L, 70-57	14	36	-22	7	17	-10	4	9	-5	6	12	-6	25	13	+12
Nov. 22	vs. Norfolk State	L, 70-55	18	42	-24	22	19	+3	4	21	-17	7	0	+7	15	2	+13
Nov. 23	vs. Purdue Fort Wayne	W, 81-51	40	20	+20	22	13	+9	12	7	+5	15	2	+13	22	25	-3
Nov. 30	MURRAY STATE	L, 71-52	24	28	-4	10	8	+2	10	0	+10	3	10	-7	7	19	-12
Dec. 4	at Vanderbilt	W, 66-54	28	14	+14	28	11	+17	9	5	+4	5	2	+3	3	20	-17
Dec. 12	at South Dakota State	L, 75-36	12	26	-14	4	20	-16	5	7	-2	0	6	-6	2	34	-32



Troy at UT Martin
11/10/22 | 6 pm at Elam Center - Martin, Tenn.

Troy 89 • 2-0												
##	Player	GS	MIN	FG	3PT	FT	O-B-T	PF	A	T	B	SPTS
05	Jada Walton	*	24	7-15	2-7	2-2	1-6-7	0	4	1	2	18
10	Tai'Sheka Porchia	*	29	6-15	0-1	2-2	9-2-11	1	0	1	0	14
03	Makayia Hallmon	*	22	4-13	1-5	0-0	1-0-1	3	3	3	1	9
22	Sharonica Hartsfield*	*	32	2-8	0-3	2-4	3-1-4	3	10	3	0	8
02	Felmas Koranga	*	18	1-4	0-0	0-0	3-5-8	1	0	1	0	2
00	Gabbi Cartagena		10	5-6	4-5	0-0	0-1-1	0	1	1	0	14
11	Ja'Mia Hollings		15	3-4	0-1	3-5	2-0-2	4	1	1	0	19
04	Jashanti Simmons		14	1-5	1-3	3-6	2-0-2	1	1	0	2	6
01	Mary Delgado		12	2-7	2-5	0-0	0-1-1	2	0	2	0	1
23	Shaniah Nunn		7	0-5	0-3	3-4	0-0-0	1	0	0	0	1
20	Janeen Camp		6	1-2	0-0	0-0	2-1-3	3	1	0	0	2
21	Ke'Ajia Williams		11	0-0	0-0	0-0	2-2-4	2	0	0	0	1
TM TEAM			0	0-0	0-0	0-0	0-0-0	0	0	0	0	0
Totals		-	200	32-84	10-33	15-23	25-19-44	21	21	13	2	89

UT Martin 84 • 0-1												
##	Player	GS	MIN	FG	3PT	FT	O-B-T	PF	A	T	B	SPTS
44	Kenley McCarn	*	38	12-19	1-4	6-6	2-1-3	2	1	6	2	0
23	S. Currie-Jelks	*	33	7-9	0-0	0-0	4-11-15	3	0	2	1	0
05	Seygan Robins	*	31	5-12	4-8	0-0	0-1-1	0	0	8	0	1
11	Shae Littleford	*	25	1-3	0-0	6-6	1-4-5	4	5	2	0	4
12	Lexi Rubel	*	12	0-0	0-0	0-0	0-1-1	1	0	2	0	0
25	Paige Pipkin	*	24	5-9	2-6	2-5	1-4-5	2	4	4	0	14
04	Anaya Brown		27	1-2	1-2	0-0	0-3-3	3	2	4	0	1
03	Diamond Cannon		6	0-1	0-0	0-0	0-1-1	4	0	1	0	0
33	Josie Storey		4	0-0	0-0	0-0	0-1-1	1	1	0	0	0
TM TEAM			0	0-0	0-0	0-0	0-3-3	0	0	0	0	0
Totals		-	200	35-85	8-20	14-17	8-30-38	20	13	29	3	84

Score by Periods						1st	2nd	3rd	4th	Total
Troy						18	18	22	31	89
UT Martin						17	20	21	26	84



Arkansas State at UT Martin
11/14/22 | 6 pm at Elam Center - Martin, Tenn.

Arkansas State 54 • 0-2												
##	Player	GS	MIN	FG	3PT	FT	O-B-T	PF	A	T	B	SPTS
11	Mallyn Wilkerson	*	35	5-10	4-8	0-0	0-2-2	2	0	5	0	0
23	Izzy Higginbottom	*	38	3-12	2-7	2-2	0-5-5	2	5	2	1	0
15	Annaleise Griffin	*	38	2-11	0-1	4-6	3-10-13	3	4	1	1	0
24	Laurny Pendleton	*	28	3-8	0-2	0-0	0-1-1	5	2	3	0	6
42	Melodie Kapinga	*	18	1-1	0-0	2-4	2-2-4	4	0	0	1	0
00	Jade Upshaw		23	4-8	2-5	0-0	1-1-2	2	1	4	0	10
03	Tierney Echols		4	1-1	0-0	0-0	0-1-1	1	0	1	0	2
30	Kiayra Ellis		16	0-1	0-0	0-0	0-5-5	3	0	2	3	0
TM TEAM			0	0-0	0-0	0-0	2-1-3	0	0	1	0	0
Totals		-	200	19-52	8-23	8-12	8-28-36	22	12	19	6	54

UT Martin 73 • 1-1												
##	Player	GS	MIN	FG	3PT	FT	O-B-T	PF	A	T	B	SPTS
11	Shae Littleford	*	39	6-14	2-5	5-6	3-2-5	3	6	0	0	1
44	Kenley McCarn	*	38	7-17	2-5	3-3	1-3-4	1	1	0	1	1
12	Lexi Rubel	*	31	3-4	0-0	1-2	2-3-5	0	2	2	1	7
23	S. Currie-Jelks	*	25	0-2	0-0	2-4	3-5-8	3	0	0	1	0
05	Seygan Robins	*	17	0-6	0-1	0-0	0-2-2	0	1	1	0	0
25	Paige Pipkin		28	10-16	2-4	1-1	0-5-5	0	1	0	0	3
04	Anaya Brown		15	0-3	0-0	3-4	2-4-6	3	0	1	0	0
33	Josie Storey		7	0-3	0-3	0-0	0-1-1	0	0	0	0	1
TM TEAM			0	0-0	0-0	0-0	3-1-4	0	0	2	0	0
Totals		-	200	26-65	6-18	15-20	14-26-40	10	11	6	3	73

Score by Periods						1st	2nd	3rd	4th	Total
Arkansas St.						13	20	15	6	54
UT Martin						11	16	20	26	73



UT Martin at Missouri
11/17/22 | 7 pm at Mizzou Arena - Columbia, Mo.

UT Martin 55 • 1-2												
##	Player	GS	MIN	FG	3PT	FT	O-B-T	PF	A	T	B	SPTS
44	Kenley McCarn	*	38	5-19	1-6	4-4	0-7-7	2	0	2	0	2
23	S. Currie-Jelks	*	23	4-7	0-0	0-1	1-3-4	5	0	1	0	8
12	Lexi Rubel	*	28	2-4	0-0	0-0	1-2-3	1	1	4	1	0
05	Seygan Robins	*	28	1-3	1-2	0-0	0-0-0	2	1	1	0	3
11	Shae Littleford	*	22	0-3	0-0	2-2	0-2-2	4	3	5	0	2
04	Anaya Brown		27	3-5	3-4	0-0	0-8-8	1	0	0	0	9
33	Josie Storey		6	3-4	3-4	0-0	0-1-1	1	1	1	0	9
25	Paige Pipkin		28	1-6	1-3	2-2	0-1-1	1	1	2	0	2
00	Sydney Boykin		0+	0-0	0-0	0-0	0-0-0	0	0	0	0	0
03	Diamond Cannon		0+	0-0	0-0	0-0	0-0-0	0	0	0	0	0
TM TEAM			0	0-0	0-0	0-0	2-1-3	0	0	1	0	0
Totals		-	200	19-51	9-19	8-9	4-25-29	16	7	17	1	6

Missouri 60 • 5-0												
##	Player	GS	MIN	FG	3PT	FT	O-B-T	PF	A	T	B	SPTS
43	Hayley Frank	*	36	4-11	2-7	5-6	1-5-6	1	3	4	0	2
01	Lauren Hansen	*	37	3-13	1-8	4-4	0-3-3	2	1	2	0	1
13	Haley Troup	*	31	3-7	1-3	2-2	1-2-3	2	4	0	0	1
10	Katlyn Gilbert	*	22	0-2	0-1	0-0	0-1-1	4	3	2	1	0
32	Jayla Kelly	*	6	0-1	0-0	0-0	0-1-1	1	0	3	1	0
02	Sara-Rose Smith		23	5-9	2-4	0-0	3-9-12	1	1	2	0	12
24	Ashton Judd		23	5-7	0-2	1-2	1-5-6	4	1	0	0	11
20	Sarah Linthacum		13	1-2	0-0	0-0	1-1-2	1	1	0	0	2
TM TEAM			0	0-0	0-0	0-0	0-2-2	0	0	0	0	0
Totals		-	200	21-52	6-25	12-14	7-29-36	15	12	17	2	8

Score by Periods						1st	2nd	3rd	4th	Total
UT Martin						15	11	9	20	55
Missouri						13	12	14	21	60



Marshall vs UT Martin
11/21/22 | 7 pm at Enmarket Arena - Savannah, Ga.

Marshall 70 • 2-1												
##	Player	GS	MIN	FG	3PT	FT	O-B-T	PF	A	T	B	SPTS
02	Roshala Scott	*	32	7-10	5-7	0-1	2-6-8	1	4	5	1	0
04	Abby Beeman	*	36	4-9	1-2	7-7	1-6-7	1	5	2	0	3
25	Mahogany Matthews*	*	30	7-10	0-0	2-3	1-1-2	3	0	1	2	16
00	Kia Sivils	*	30	1-3	0-0	4-6	1-5-6	1	2	1	0	3
01	Kendall Miller	*	15	0-1	0-0	0-0	0-2-2	0	1	3	0	0
15	Sydni Scott		22	4-12	0-5	0-0	2-1-3	3	2	0	1	2
22	Ashley Tudor		14	1-2	1-1	0-0	0-4-4	3	1	2	0	3
21	Terah Harness		12	1-3	0-2	0-0	1-2-3	0	0	1	0	2
23	Meredith Maier		4	0-1	0-1	0-0	2-1-3	0	0	1	1	0
20	Peyton Ilderton		3	0-1	0-1	0-0	0-0-0	0	0	1	0	0
05	Samantha Lafon		2	0-0	0-0	0-0	0-0-0	2	0	0	0	0
TM TEAM			0	0-0	0-0	0-0	0-0-0	0	0	1	0	0
Totals		-	200	25-52	7-19	13-17	10-28-38	14	15	18	5	70

UT Martin 57 • 1-3													
##	Player	GS	MIN	FG	3PT	FT	O-B-T	P	A	T	B	SPTS	
23	S. Currie-Jelks	*	29	5-12	1-2	1-2	2-3-5	2	0	3	0	1	12
25	Paige Pipkin	*	23	3-6	2-3	0-0	0-1-1	1	4	0	0	1	8
12	Lexi Rubel	*	21	2-4	1-1	2-2	2-4-6	1	1	2	0	0	7
00	Sydney Boykin	*	15	2-6	1-4	0-0	0-0-0	1	0	1	0	0	5
11	Shae Littleford	*	26	0-5	0-2	0-0	0-1-1	2	3	2	0	0	0
44	Kenley McCarn		20	4-8	2-5	4-6	0-3-3	4	2	6	0	2	14
04	Anaya Brown		19	3-6	1-2	1-2	1-1-2	4	0	0	1	0	8
05	Seygan Robins		20	1-3	1-2	0-0	0-0-0	1	1	0	0	3	3
33	Josie Storey		16	0-3	0-3	0-0	1-2-3	2	1	0	0	0	0
03	Diamond Cannon		11	0-1	0-0	0-0	0-1-1	0	0	1	0	0	0
TM	TEAM		0	0-0	0-0	0-0	2-2-4	0	0	0	0	0	0
Totals		-	200	20-54	9-24	8-12	8-18-26	18	12	15	1	7	57



Murray State at UT Martin
11/30/22 | 6 pm at Elam Center - Martin, Tenn.

Murray State 71 • 4-1

##	Player	GS	MIN	FG	3PT	FT	O-B-T	PF	A	T	B	S	PTS
31	Katelyn Young	*	32	10-15	3-3	8-8	2-10-12	2	4	4	0	1	31
14	Macey Turley	*	34	4-5	3-3	0-0	3-3-6	3	3	5	0	0	11
21	Bria Sanders-Woods*		31	2-6	1-2	1-2	0-6-6	2	4	3	1	3	6
32	Alexis Burpo	*	18	1-3	0-0	0-0	0-2-2	0	1	0	0	0	2
13	Jaidah Black	*	15	0-2	0-0	2-2	0-4-4	0	1	1	0	1	2
22	Hannah McKay		23	3-5	0-0	2-2	0-2-2	4	4	3	0	0	8
02	Jordyn Hughes		20	2-7	2-6	0-0	0-1-1	0	1	2	0	0	6
03	Briley Pena		5	1-2	1-2	0-0	0-0-0	1	0	0	0	0	3
11	Cayson Conner		14	1-2	0-0	0-0	0-0-0	2	2	2	0	1	2
15	Fruzsina Horvath		7	0-1	0-0	0-0	1-3-4	0	0	2	0	0	0
12	Jenna Walker		1	0-0	0-0	0-0	0-0-0	0	0	0	0	0	0
TM	TEAM		0	0-0	0-0	0-0	3-2-5	0	0	1	0	0	0
Totals		-	200	24-48	10-16	13-14	9-33-42	14	20	23	1	6	71

UT Martin 52 • 2-5

##	Player	GS	MIN	FG	3PT	FT	O-B-T	PF	A	T	B	S	PTS
23	S. Currie-Jelks	*	29	6-12	0-1	1-3	2-7-9	4	1	4	4	2	13
11	Shae Littleford	*	36	4-14	2-5	1-3	0-2-2	2	1	2	1	3	11
25	Paige Pipkin	*	33	3-7	1-2	3-3	1-1-2	2	4	1	1	3	10
05	Seygan Robins	*	36	2-7	1-5	2-2	0-1-1	1	3	2	0	3	7
12	Lexi Rubel	*	25	1-8	0-3	2-3	1-3-4	3	3	3	1	1	4
04	Anaya Brown		10	2-3	0-0	1-2	2-1-3	0	0	2	0	0	5
03	Diamond Cannon		25	1-3	0-1	0-0	1-0-1	3	1	0	1	0	2
33	Josie Storey		5	0-2	0-2	0-0	0-0-0	0	0	0	0	1	0
00	Sydneey Boykin		1	0-0	0-0	0-0	0-0-0	0	0	0	0	0	0
TM	TEAM		0	0-0	0-0	0-0	0-0-0	0	0	0	0	0	0
Totals		-	200	19-56	4-19	10-16	7-15-22	15	13	14	8	13	52

Score by Periods

	1st	2nd	3rd	4th	Total
Murray St.	18	23	13	17	71
UT Martin	13	15	13	11	52



UT Martin at Vanderbilt
12/4/22 | 11 am at Memorial Gymnasium - Nashville, Tenn.

UT Martin 66 • 3-5

##	Player	GS	MIN	FG	3PT	FT	O-B-T	PF	A	T	B	S	PTS
25	Pipkin, Paige	*	35	8-15	3-7	0-0	0-3-3	4	3	1	1	1	19
23	Currie-Jelks, S.	*	29	7-12	0-0	2-2	3-4-7	3	0	1	0	2	16
11	Littleford, Shae	*	36	5-11	2-7	2-2	0-3-3	4	8	3	0	0	14
05	Robins, Seygan	*	30	5-13	4-9	0-0	0-1-1	5	5	4	0	1	14
12	Rubel, Lexi	*	36	0-4	0-1	0-0	3-2-5	1	0	1	0	3	0
04	Brown, Anaya		19	1-2	1-1	0-0	1-0-1	1	0	2	0	1	3
33	Storey, Josie		11	0-1	0-1	0-0	0-0-0	5	0	0	0	1	0
03	Cannon, Diamond		4	0-0	0-0	0-0	0-0-0	0	0	1	0	0	0
00	Boykin, Sydneey		0+	0-0	0-0	0-0	0-0-0	0	0	0	0	0	0
TM	TEAM		0	0-0	0-0	0-0	4-3-7	0	0	3	0	0	0
Totals		-	200	26-58	10-26	4-4	11-16-27	23	16	16	1	9	66

Vanderbilt 54 • 6-5

##	Player	GS	MIN	FG	3PT	FT	O-B-T	PF	A	T	B	S	PTS
14	Marnelle Garraud	*	39	7-15	3-6	2-3	0-2-2	2	5	3	0	3	19
02	Jada Brown	*	31	2-3	2-3	0-0	0-0-0	2	1	4	0	1	6
35	Sacha Washington	*	19	2-8	0-0	2-3	4-3-7	4	3	7	1	1	6
21	Bella LaChance	*	31	1-5	1-1	0-0	0-1-1	1	2	2	0	0	3
05	Yaubryon Chambers*		26	0-0	0-0	0-0	1-3-4	2	0	3	1	1	0
32	Amauri Williams		14	2-3	0-0	4-7	1-2-3	1	0	2	0	0	8
24	Ryanne Allen		21	2-4	1-2	2-2	1-2-3	1	1	1	1	1	7
12	Demi Washington		19	2-4	0-0	1-3	0-2-2	0	0	1	0	0	5
TM	TEAM		0	0-0	0-0	0-0	5-5-10	0	0	1	0	0	0
Totals		-	200	18-42	7-12	11-18	12-20-32	13	12	24	3	7	54

Score by Periods

	1st	2nd	3rd	4th	Total
UT Martin	11	17	21	17	66
Vanderbilt	9	11	11	23	54



UT Martin at South Dakota State
12/12/22 | 6 pm at Frost Arena - Brookings, SD

UT Martin 36 • 3-6

##	Player	GS	MIN	FG	3PT	FT	O-B-T	PF	A	T	B	S	PTS
23	Currie-Jelks, S.	*	30	7-13	0-1	0-2	1-3-4	4	2	0	1	1	14
33	Storey, Josie	*	36	2-8	2-6	1-2	0-1-1	2	0	0	0	2	7
25	Pipkin, Paige	*	35	2-8	1-6	2-3	0-2-2	4	1	2	0	0	7
05	Robins, Seygan	*	33	2-7	2-5	0-0	1-1-2	1	3	7	0	2	6
04	Brown, Anaya	*	25	0-4	0-0	0-0	0-5-5	5	1	4	0	2	0
02	Thompson, Ella		21	1-4	0-2	0-0	0-0-0	1	0	2	0	1	2
03	Cannon, Diamond		13	0-1	0-1	0-0	0-3-3	0	0	0	0	0	0
00	Boykin, Sydneey		7	0-2	0-2	0-0	0-1-1	1	0	1	0	1	0
TM	TEAM		0	0-0	0-0	0-0	2-1-3	0	0	2	0	0	0
Totals		-	200	14-47	5-23	3-7	4-17-21	18	7	18	1	9	36

South Dakota State 75 • 7-4

##	Player	GS	MIN	FG	3PT	FT	O-B-T	PF	A	T	B	S	PTS
44	Myah Selland	*	24	4-6	1-2	2-2	3-2-5	0	2	2	2	1	11
33	Paiton Burckhard	*	24	4-5	2-2	0-0	0-6-6	2	4	1	0	2	10
20	Tori Nelson	*	23	4-6	1-2	0-0	1-3-4	0	3	3	0	3	9
13	Haleigh Timmer	*	21	3-4	1-2	1-1	0-3-3	1	4	1	0	1	8
10	Dru Gylten	*	21	1-2	1-2	0-0	0-3-3	0	5	1	0	0	3
22	Madysen Vlastuin		20	5-8	3-5	1-1	0-1-1	0	1	1	0	0	14
03	Madison Mathiowetz		19	1-5	1-3	4-4	1-0-1	0	2	0	0	0	7
24	Mesa Byom		5	2-3	0-1	2-2	0-2-2	0	0	0	0	0	6
31	Brooklyn Meyer		13	1-5	0-0	2-3	1-6-7	2	0	2	1	2	4
12	Kallie Theisen		15	1-1	0-0	1-3	0-3-3	1	0	4	0	1	3
05	Ellie Colbeck		10	0-0	0-0	0-0	0-1-1	2	1	1	0	0	0
42	Regan Nesheim		5	0-1	0-1	0-0	0-0-0	0	0	0	0	0	0
TM	TEAM		0	0-0	0-0	0-0	0-2-2	0	0	1	0	0	0
Totals		-	200	26-46	10-20	13-16	6-32-38	8	22	17	3	10	75

Score by Periods

	1st	2nd	3rd	4th	Total
UT Martin	6	9	12	9	36
South Dakota St.	15	16	24	20	75

SEASON/CAREER STATISTICS

SUMMARY	Overall Statistics										Career Statistics									
	GP-GS	Min/G	FG%	3PT%	FT%	R/G	A/G	STL	BLK	PTS/G	GP-GS	Min/G	FG%	3PT%	FT%	R/G	A/G	STL	BLK	PTS/G
Kenley McCarn	4-3	33.5	.444	.300	.895	4.3	1.0	5	3	19.8	4-3	33.5	.444	.300	.895	4.3	1.0	5	3	19.8
S. Currie-Jelks	9-9	27.4	.543	.333	.591	6.8	0.7	9	7	12.8	9-9	27.4	.543	.333	.591	6.8	0.7	9	7	12.8
Paige Pipkin	9-6	28.9	.450	.375	.733	2.6	2.4	13	3	10.9	66-62	29.0	.401	.349	.791	3.3	2.5	90	18	9.7
Shae Littleford	8-8	31.1	.359	.280	.857	2.8	3.8	13	1	8.9	32-31	33.6	.366	.298	.762	2.5	2.5	55	4	10.5
Seygan Robins	9-8	27.9	.333	.436	1.000	1.2	2.6	12	1	7.3	55-45	30.3	.399	.444	.887	2.1	3.0	79	5	8.4
Lexi Rubel	8-8	25.1	.351	.286	.750	4.1	0.9	7	4	4.6	8-8	25.1	.351	.286	.750	4.1	0.9	7	4	4.6
Anaya Brown	9-1	22.2	.361	.538	.667	4.0	0.8	5	2	4.6	9-1	22.2	.361	.538	.667	4.0	0.8	5	2	4.6
Josie Storey	9-1	14.3	.290	.259	.750	0.9	0.7	9	0	3.1	9-1	14.3	.290	.259	.750	0.9	0.7	9	0	3.1
Diamond Cannon	8-0	8.3	.538	.000	.750	1.6	0.0	3	0	2.1	8-0	8.3	.538	.000	.750	1.6	0.0	3	0	2.1
Ella Thompson	1-0	21.0	.250	.000	.000	0.0	0.0	1	0	2.0	22-19	26.5	.438	.426	.647	4.1	0.4	23	5	6.1
Sydneey Boykin	7-1	6.0	.182	.143	.000	0.3	0.0	1	0	0.7	7-1	6.0	.182	.143	.000	0.3	0.0	1	0	0.7

SCORING	Overall Statistics											Career Statistics										
	FG	FGA	FG%	3FG	FG	3PT%	FT	FTA	FT%	PTS	PTS/G	FG	FGA	FG%	3FG	FGA	3PT%	FT	FTA	FT%	PTS	PTS/G
Kenley McCarn	28	63	.444	6	20	.300	17	19	.895	79	19.8	28	63	.444	6	20	.300	17	19	.895	79	19.8
S. Currie-Jelks	50	92	.543	2	6	.333	13	22	.591	115	12.8	50	92	.543	2	6	.333	13	22	.591	115	12.8
Paige Pipkin	36	80	.450	15	40	.375	11	15	.733	98	10.9	218	543	.401	82	235	.349	121	153	.791	639	9.7
Shae Littleford	23	64	.359	7	25	.280	18	21	.857	71	8.9	106	290	.366	25	84	.298	99	130	.762	336	10.5
Seygan Robins	20	60	.333	17	39	.436	9	9	1.000	66	7.3	150	376	.399	107	241	.444	55	62	.887	462	8.4
Lexi Rubel	13	37	.351	2	7	.286	9	12	.750	37	4.6	13	37	.351	2	7	.286	9	12	.750	37	4.6
Anaya Brown	13	36	.361	7	13	.538	8	12	.667	41	4.6	13	36	.361	7	13	.538	8	12	.667	41	4.6
Josie Storey	9	31	.290	7	27	.259	3	4	.750	28	3.1	9	31	.290	7	27	.259	3	4	.750	28	3.1
Diamond Cannon	7	13	.538	0	1	.000	3	4	.750	17	2.1	7	13	.538	0	1	.000	3	4	.750	17	2.1
Ella Thompson	1	4	.250	0	2	.000	0	0	.000	2	2.0	49	112	.438	26	61	.426	11	17	.647	135	6.1
Sydneey Boykin	2	11	.182	1	7	.143	0	0	.000	5	0.7	2	11	.182	1	7	.143	0	0	.000	5	0.7

TOTALS	Overall Statistics									Career Statistics								
	ORB	DRB	TOTAL	PF	FO	A	TO	A/TO	Hi Pts	ORB	DRB	TOTAL	PF	FO	A	TO	A/TO	Hi Pts
Kenley McCarn	3	14	17	9	0	4	14	0.3	79	3	14	17	9	0	4	14	0.3	79
S. Currie-Jelks	20	41	61	30	1	6	14	0.4	115	20	41	61	30	1	6	14	0.4	115
Paige Pipkin	3	20	23	19	0	22	17	1.3	98	35	182	217	129	2	164	152	1.1	639
Shae Littleford	4	18	22	22	0	30	25	1.2	71	12	68	80	73	1	79	91	0.9	336
Seygan Robins	1	10	11	11	1	23	26	0.9	66	17	100	117	95	1	166	131	1.3	462
Lexi Rubel	11	22	33	12	1	7	24	0.3	37	11	22	33	12	1	7	24	0.3	37
Anaya Brown	9	27	36	22	1	7	13	0.5	41	9	27	36	22	1	7	13	0.5	41
Josie Storey	1	7	8	17	1	6	2	3.0	28	1	7	8	17	1	6	2	3.0	28
Diamond Cannon	3	10	13	7	0	0	7	0.0	17	3	10	13	7	0	0	7	0.0	17
Ella Thompson	0	0	0	1	0	0	2	0.0	2	12	78	90	43	1	9	24	0.4	135
Sydneey Boykin	1	1	2	2	0	0	2	0.0	5	1	1	2	2	0	0	2	0.0	5

SEASON STATISTICS

RECORD:	OVERALL	HOME	AWAY	NEUTRAL
ALL GAMES	3-6	1-2	1-2	1-2
CONFERENCE	0-0	0-0	0-0	0-0
NON-CONFERENCE	3-6	1-2	1-2	1-2

##	Player	GP	GS	Min	Avg	TOTAL			3-PTS			FREE THROWS			REBOUNDS				PF	FO	A	TO	Blk	Stl	Pts	Avg
						FG	FGA	Pct	3FG	FGA	Pct	FT	FTA	Pct	Off	Def	Tot	Avg								
44	Kenley McCarn	4	3	134	33.5	28	63	.444	6	20	.300	17	19	.895	3	14	17	4.3	9	0	4	14	3	5	79	19.8
23	S. Currie-Jelks	9	9	247	27.4	50	92	.543	2	6	.333	13	22	.591	20	41	61	6.8	30	1	6	14	7	9	115	12.8
25	Paige Pipkin	9	6	260	28.9	36	80	.450	15	40	.375	11	15	.733	3	20	23	2.6	19	0	22	17	3	13	98	10.9
11	Shae Littleford	8	8	249	31.1	23	64	.359	7	25	.280	18	21	.857	4	18	22	2.8	22	0	30	25	1	13	71	8.9
05	Seygan Robins	9	8	251	27.9	20	60	.333	17	39	.436	9	9	1.000	1	10	11	1.2	11	1	23	26	1	12	66	7.3
12	Lexi Rubel	8	8	201	25.1	13	37	.351	2	7	.286	9	12	.750	11	22	33	4.1	12	1	7	24	4	7	37	4.6
04	Anaya Brown	9	1	200	22.2	13	36	.361	7	13	.538	8	12	.667	9	27	36	4.0	22	1	7	13	2	5	41	4.6
33	Josie Storey	9	1	129	14.3	9	31	.290	7	27	.259	3	4	.750	1	7	8	0.9	17	1	6	2	0	9	28	3.1
03	Diamond Cannon	8	0	66	8.3	7	13	.538	0	1	.000	3	4	.750	3	10	13	1.6	7	0	0	7	0	3	17	2.1
02	Ella Thompson	1	0	21	21.0	1	4	.250	0	2	.000	0	0	.000	0	0	0	0.0	1	0	0	2	0	1	2	2.0
00	Sydneey Boykin	7	1	42	6.0	2	11	.182	1	7	.143	0	0	.000	1	1	2	0.3	2	0	0	2	0	1	5	0.7
TM	TEAM.....														15	18	33	3.7	0		8			0		
	Total.....	9				202	491	.411	64	187	.342	91	118	.771	71	188	259	28.8	152	5	105	154	21	78	559	62.1
	Opponents.....	9				209	490	.427	70	193	.363	106	140	.757	105	232	337	37.4	144	-	134	177	26	80	594	66.0

Team Statistics	UTM	OPP
SCORING	559	594
Points per game	62.1	66.0
Scoring margin	-3.9	-
FIELD GOALS-ATT	202-491	209-490
Field goal pct	.411	.427
3 POINT FG-ATT	64-187	70-193
3-point FG pct	.342	.363
3-pt FG made per game	7.1	7.8
FREE THROWS-ATT	91-118	106-140
Free throw pct	.771	.757
F-Throws made per game	10.1	11.8
REBOUNDS	259	337
Rebounds per game	28.8	37.4
Rebounding margin	-8.7	-
ASSISTS	105	134
Assists per game	11.7	14.9
TURNOVERS	154	177
Turnovers per game	17.1	19.7
Turnover margin	+2.6	-
Assist/turnover ratio	0.7	0.8
STEALS	78	80
Steals per game	8.7	8.9
BLOCKS	21	26
Blocks per game	2.3	2.9
ATTENDANCE	3845	5062
Home games-Avg/Game	3-1282	3-1588
Neutral site-Avg/Game	-	3-100

Date	Opponent		Score	Attend
11/10/22	TROY	L	84-89	1147
11/14/22	ARKANSAS ST.	W	73-54	1309
11/17/22	at Missouri	L	55-60	2107
11/21/22	vs Marshall	L	57-70	99
11/22/22	vs Norfolk St.	L	55-70	83
11/23/22	vs Purdue Fort Wayne	W	81-51	117
11/30/22	MURRAY ST.	L	52-71	1389
12/04/22	at Vanderbilt	W	66-54	1913
12/12/22	at South Dakota St.	L	36-75	743

\$ = Hostilo Community Classic
! = OVC Basketball Championship
* = Conference game

Score By Periods:	1st	2nd	3rd	4th	Total
UT Martin	120	131	142	166	559
Opponents	144	132	152	166	594

RADIO/TV CALL SHEET



0

SYDNEEY BOYKING • 5-9 • Junior
Clarksville, Tenn.


2

ELLA THOMPSONF • 5-11 • Sophomore
Bardstow, Ky.

3

DIAMOND CANNONF • 5-10 • Junior
Detroit, Mich.

4

ANAYA BROWNF • 6-1 • Freshman
Lexington, Ky.

5

SEYGAN ROBINSG • 5-8 • Graduate
Harrodsburg, Ky.


11

SHAE LITTLEFORDG • 5-7 • Sophomore
Charleston, Ill.

12

LEXI RUBELG/F • 6-1 • Freshman
Cape Girardeau, Mo.

14

CLARA GARLANDC • 6-5 • Freshman
Iuka, Miss.

20

HALEY HALLETTF • 6-1 • Freshman
Savannah, Tenn.

23

SHARNECE CURRIE-JELKSF • 6-2 • Freshman
Jackson, Tenn.

25

PAIGE PIPKING • 5-10 • Graduate
Henderson, Tenn.


33

JOSIE STOREYG • 5-10 • Freshman
Mountain View, Ark.

44

KENLEY McCARNG/F • 5-11 • Freshman
Melbourne, Ark.

COACHING STAFF

**KEVIN McMILLAN**HEAD COACH
14th Season**GARNER SMALL**ASSISTANT COACH
First Season**MADDIE WALDROP**ASSISTANT COACH
First Season**STACIE EVANS**DIRECTOR OF OPERATIONS
13th Season**KINLEIGH HARRIS**GRADUATE ASSISTANT
First Season