

# UT MARTIN **SKYHAWKS**



2020  2021

***WOMEN'S BASKETBALL MEDIA GUIDE***



# ***UT MARTIN SKYHAWKS***

## **BY THE NUMBERS**

1

**WNBA PLAYER**

4

**WBB HALL OF FAME  
MEMBERS**

4

**ALL-AMERICANS**

6

**OVC PLAYERS  
OF THE YEAR**

9

**POSTSEASON  
BERTHS**

20

**ALL OVC  
1ST TEAM SELECTIONS**

4

**OVC TOURNAMENT  
CHAMPIONSHIPS**

6

**OVC SEASON  
CHAMPIONSHIPS**





# UT MARTIN SKYHAWKS

## WOMENS BASKETBALL



### SCHOOL INFORMATION

Name of School:	University of Tennessee at Martin (UT Martin)
Location:	Martin, Tenn.
Founded:	1900, Senior College 1951
Enrollment:	7,119
Nickname:	Skyhawks
Colors:	Navy Blue and Orange
Stadium:	Kathleen and Tom Elam Center (Skyhawk Arena)
Capacity:	4,300
Affiliation:	NCAA Division I
Conference:	Ohio Valley
Chancellor:	Dr. Keith Carver
Director of Athletics:	Kurt McGuffin

### TEAM INFORMATION

2019-20 Overall Record:	22-10	H: 13-1	A: 7-8	N: 2-1
2019-20 Conference Finish:	16-2 (1st)	H: 9-0	A: 7-2	
Postseason:	Women's NIT (Canceled)			
Players Returning/Lost	13/4			
Starters Returning/Lost	5/1			
Newcomers	2			

### PROGRAM HISTORY

First Year of Women's Basketball:	1969
All-Time Record:	653-726
All-Time OVC Record:	256-224
All-Time OVC Tournament Record:	25-16
OVC Tournament Appearances:	19
Last OVC Tournament Appearance:	2020
OVC Championships:	6 (1999, 2012, 2014, 2015, 2016, 2020)
OVC Tournament Titles:	4 (2010-11, 2011-12, 2012-13, 2013-14)
NCAA Tournament:	4 (2010-11, 2011-12, 2012-13, 2013-14)
Women's NIT:	5 (1998-99, 2014-15, 2015-16, 2017-18, 2019-20)

### COACHING STAFF

Head Coach:	Kevin McMillan
Alma Mater:	Rhodes, 1989
Career Record (yrs):	218-136 (12th season)
OVC Record (yrs):	143-43
Assistant Coach:	Willie Trevathan, Union (2000) <sup>1st season</sup>
Assistant Coach:	Jasmine Newsome, UT Martin (2014) <sup>6th season</sup>
Assistant Coach:	David Hart, UT Martin (2014) <sup>10th season</sup>
Graduate Assistant:	Kelsey Johnson, Bridgewater State (2016) <sup>2nd season</sup>
Graduate Assistant:	Darby Maggard, Belmont (2019) <sup>1st season</sup>
Director of Operations:	Stacie Evans, UT Martin (2004) <sup>11th season</sup>

### SPORTS INFORMATION

Women's Basketball Contact:	Alex Boggis, Asst. SID
Phone:	O:(731) 881-7694 / C:(618) 357-1536
Email:	dboggis@utm.edu
SID Fax:	(731) 881-7624
Press Box Phone:	(731) 881-7694
SID Mailing Address:	1022 Elam Center, 15 Mount Pelia Road Martin, Tenn. 38238
Website:	www.UTMSports.com
Social Media Handles:	@UTMSports

## TABLE OF CONTENTS

### INSIDE THE GUIDE

UT Martin By The Numbers .....	2
Quick Facts .....	3
Media Information .....	4

### THIS IS UT MARTIN

UT Martin Campus Features .....	6-7
UT Martin Campus Map .....	8-9
UT Martin Quick Notes .....	10
Skyhawk Athletics .....	11
UT Martin General Information .....	12
About Martin .....	13
Game Day at the Elam Center .....	14-15
Elam Center/Skyhawk Arena .....	16-17
Skyhawk Locker Room .....	18-19
Skyhawk Team Room .....	20-21
Strength and Conditioning .....	22-23
Notable Alumni .....	24
Skyhawk Radio Network .....	25

### OHIO VALLEY CONFERENCE

OVC Academic Awards .....	27
OVC History .....	28
OVC Membership/Media Information .....	29
OVC Preseason All-OVC Notes .....	30-31
OVC 2019-20 Recap .....	32

### COACHING/AND SUPPORT STAFF

Head Coach Kevin McMillan .....	34-37
Assistant Coaches .....	38-40
Support Staff .....	41

### MEET THE SKYHAWKS

2020-21 Rosters .....	43
Player Bios .....	44-62
Managers .....	62

### 2020-21 SEASON PREVIEW

Season Outlook .....	64-65
Roster Quick Glance .....	66
Opponents .....	67

### 2019-20 IN REVIEW

2019-20 Recap .....	69
Season In Photo .....	70
Statistics .....	71-76
Game-by-Game Recaps .....	77-82

### PROGRAM RECORD BOOK

Conference Players of the Year .....	84-85
Skyhawks of Distinction .....	86-87
UT Martin Hall of Fame .....	88-89
1,000 Point Scorers .....	90-91
Pat Head Summitt .....	92
Record Book .....	93-102
All-Time Series Results .....	103-109
Year-by-Year Results .....	110-118
Coaching History/Conference Standings .....	119-120
Year-by-Year Statistics .....	121
In-Season Tournaments/Conference Tournaments .....	122-123
All-Time Numerical/All-Time Roster .....	124-125

### PROGRAM RECORD BOOK

1998-99 Season .....	127
2010-11 Season .....	128
2011-12 Season .....	129
2012-13 Season .....	130
2013-14 Season .....	131
2014-15 Season .....	132
2015-16 Season .....	133
2016-17 Season .....	134
Radio/TV Call Sheet .....	135

### CREDITS

The 2020-21 UT Martin Women's Media Guide was written and produced by assistant sports information director Alex Boggis using Adobe InDesign CC. Photos by Nathan Morgan, Steven Mantilla, Raffae Lazarian, Trevor Ruszkowski, Alex Boggis, Jake Rogers and Ryne Rickman. Layout designs/covers by Alex Boggis.



# MEDIA INFORMATION



**RYNE RICKMAN**  
Sports Information Director

Men's Basketball, Volleyball, Baseball,  
Golf, Tennis, Rifle, Beach Volleyball  
Rodeo and Equestrian

OFFICE PHONE:  
731-881-7632

CELL PHONE:  
270-703-2601

EMAIL:  
RRICKMAN@UTM.EDU



**ALEX BOGGIS**  
Assistant Sports  
Information Director

Football, Women's Basketball, Soccer,  
Softball, Cross Country and Track

OFFICE PHONE:  
731-881-7694

CELL PHONE:  
618-357-1536

EMAIL:  
DBOGGIS@UTM.EDU



Office Fax: 731-881-7624  
Web Site: [UTMSports.com](http://UTMSports.com)  
Facebook: [/UTMSports](https://www.facebook.com/UTMSports)  
Twitter: [@UTMSports](https://twitter.com/UTMSports)  
Instagram: [UTMSports](https://www.instagram.com/UTMSports)

Mailing Address:  
UT Martin Sports  
Information  
1022 Elam Center  
Martin, TN 38238

## INTERVIEW POLICIES

Media interviews with players and coaches are encouraged, and every effort will be made to accommodate media requests. In light of the COVID-19 pandemic, phone or virtual interviews are preferred for the 2020-21 season. No in-person interviews will be allowed. Reach out through the sports information office for the best times to interview head coach Kevin McMillan and Skyhawk student-athletes.

## POSTGAME AVAILABILITIES

Players and coaches will be available for virtual interviews at the conclusion of each game. Full stat packages will be available on [UTMSports.com](http://UTMSports.com) upon the completion of each game. Skyhawk head coach Kevin McMillan and selected players will be made available upon request. Because of social distancing guidelines due to the COVID-19 pandemic, space will not be made available following postgame interviews for filing stories.

## CREDENTIALS

Media credentials are required for all Skyhawk home games and can be obtained through the sports information office. Please notify assistant sports information director Alex Boggis at least 24 hours in advance of home games and at least 72 hours in advance of road games. Passes may be picked up in advance at the Sports Information Office or on game day at the will call window at the Kathleen and Tom Elam Center. A designated media parking lot is located outside of the south entrance of the Elam Center. There is no charge for parking but a pass must be obtained through the sports information office.

## PRESS ROW

Because of the COVID-19 pandemic, the Kathleen and Tom Elam Center press row will not be available to members of the media during the 2020-21 season. live stats, offered by StatBroadcast.com, can be found at [www.UTMSports.com](http://www.UTMSports.com). Further 2020-21 guidelines and recommendations for media protocols will be announced before the season starts.

## ON THE WEB

A wealth of resources for the UT Martin sports information department can be found at [www.UTMSports.com](http://www.UTMSports.com), powered by SIDEARM Sports. The site features updated schedules, rosters, player information, game notes and statistics.

## SKYHAWKS IN PRINT

The name of our institution is The University of Tennessee at Martin and if abbreviated, should be referred to as UT Martin. The University of Tennessee at Martin should be used as the first reference in a news story. UT Martin should be used in subsequent references and UTM is acceptable in headlines. Tennessee-Martin, UT-Martin, UT or Martin should never be used. The description Skyhawks should be used to represent all UT Martin athletic teams. Lady-Skyhawks or Hawks should never be used.





20

# THIS IS UT MARTIN

CAMPUS FEATURES .....	6-7
CAMPUS MAP .....	8-9
QUICK NOTES .....	10
SKYHAWK ATHLETICS .....	11
UT MARTIN GENERAL INFORMATION .....	12
ABOUT MARTIN .....	13
GAME DAY AT THE ELAM CENTER .....	14-15
ELAM CENTER / SKYHAWK ARENA .....	16-17
SKYHAWK LOCKER ROOM .....	18-19
SKYHAWK TEAM ROOM .....	20-21
STRENGTH AND CONDITIONING .....	22-23
NOTABLE ALUMNI .....	24
SKYHAWK RADIO NETWORK .....	25

21





Student Recreation Center



Fitness Trail



Boling University Center



Paul Meek Library



Skyhawk Arena and Pat Head Summitt Court





# Campus Features



Hardy M. Graham Stadium



Skyhawk Dining Hall



Elam Center Pool





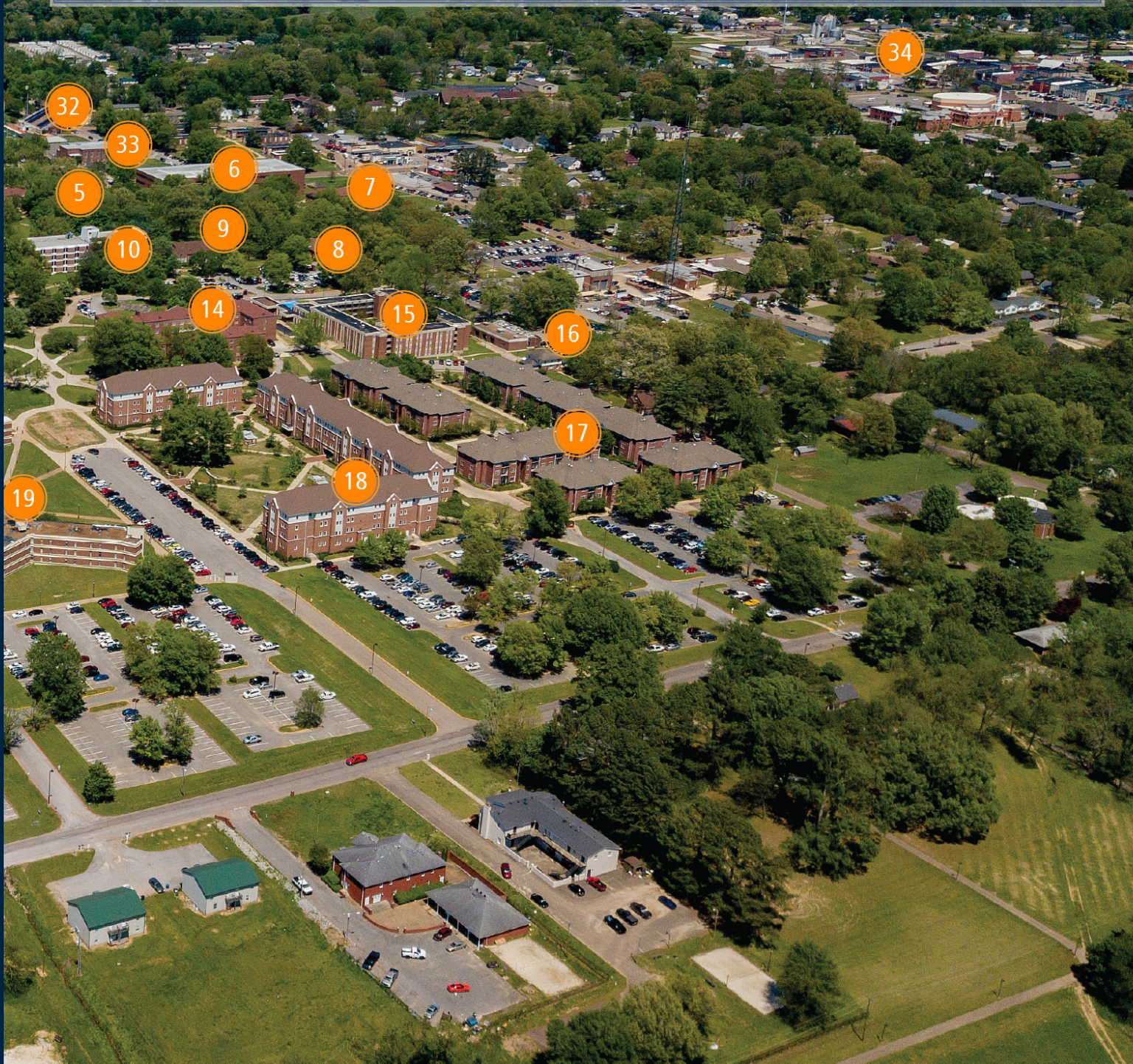
To the bottom, off the map:  
University Courts Apartments, Sorority Village and West Tennessee Healthcare  
Volunteer Hospital.

To the far left, off the map:  
Skyhawk Park, Bettye Giles Field, Skyhawk Soccer Complex, Margaret N. Perry  
Children's Center and Skyhawk Track





1. Joseph E. Johnson EPS Building
2. Fine Arts Building
3. Brehm Hall
4. Hall-Moody Administration Building (Office of Undergraduate Admissions and Office of Financial Aid on second floor)
5. Holland McCombs Center
6. Cecil M. and Boyce A. Gooch Hall
7. Business Administration Building
8. Site of future Latimer Engineering and Science Building
9. Sociology Building
10. Andy N. Holt Humanities Building
11. Crisp Hall (Department of Public Safety)
12. Paul Meek Library
13. Ed and Carolyn Boling University Center
14. Frank Clement Hall
15. Prentice Cooper Hall
16. Student Health and Counseling Center
17. University Village Apartments Phase I (A-E)
18. University Village Apartments Phase II (F-H)
19. Buford Ellington Hall
20. Gordon Browning Hall
21. Student Recreation Center
22. Fitness Trail
23. Pacer Pond
24. Skyhawk Beach Volleyball Complex
25. James C. Henson Tennis Center
26. Kathleen and Tom Elam Center
27. Rhodes Golf Center
28. West Tennessee Animal Disease Diagnostic Laboratory
29. Veterinary Health Technology Program Headquarters Building
30. Ned Ray McWherter Agricultural Complex
31. Hardy M. Graham Stadium
32. ROTC Building
33. Student Life Center
34. Historic Downtown Martin Business District





**18 100+**

undergraduate  
degrees

concentrations

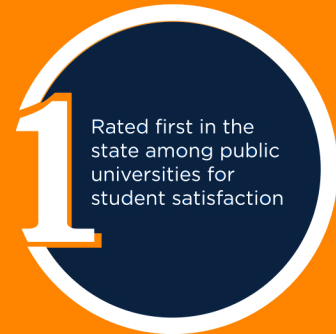


**15:1**

■ Student  
■ Teacher

**\$39.5  
Million**

awarded in grants and scholarships



Rated first in the  
state among public  
universities for  
student satisfaction



approximately  
**7,300** students  
represent **41** states  
and **21** countries

Designated a

**Best Southeastern  
College**

by **The Princeton Review** for **17**  
consecutive years

**150+**



Student organizations  
21 sororities and fraternities

**15**

travel-study  
programs  
per year



**13,000**

community  
service hours  
reported by student  
organizations



THE UNIVERSITY OF  
**TENNESSEE**  
MARTIN

## Intercollegiate Athletics

UT Martin is a member of the National Collegiate Athletic Association's Division I, Ohio Valley Conference, National Intercollegiate Rodeo Association and National Collegiate Equestrian Association.

### Men's Athletics

Baseball  
Basketball  
Cheerleading  
Cross-Country  
Football  
Golf  
Indoor and Outdoor Track and Field  
Rifle  
Rodeo

### Women's Athletics

Basketball  
Beach Volleyball  
Cheerleading  
Cross-Country  
Equestrian  
Indoor and Outdoor Track and Field  
Rifle  
Rodeo  
Soccer  
Softball  
Tennis  
Volleyball

#### Did you know?

- Eight Skyhawk athletic programs have captured a total of 31 OVC championships, 24 of which have come since 2006
- UT Martin Athletics set a departmental record with a 3.26 cumulative Grade Point Average for the Spring 2020 semester, which is the best academic semester in school history.

(from top) Varsity athletes are shown participating in football, equestrian, tennis and golf competitions.





# IMPORTANT CONTACTS

## ACADEMIC RECORDS/REGISTRAR

731-881-7050  
utm.edu/registrar

## UNDERGRADUATE ADMISSIONS

731-881-7020 or 800-829-UTM1  
utm.edu/admissions

## ATHLETICS

731-881-7660  
utmsports.com

## BURSAR'S OFFICE - STUDENT ACCOUNTS

731-881-7810  
utm.edu/bursar

## DINING SERVICES

731-881-7770  
utmdining.com

## FINANCIAL AID

731-881-7040  
utm.edu/finaid

## HONORS PROGRAMS

731-881-7436  
utm.edu/honors

## HOUSING

731-881-7730  
utm.edu/housing

## ONLINE DEGREE PROGRAMS

731-881-7764 or 866-587-7589  
utm.edu/utonline

## PARENT LIFELINE (FINANCIAL AID)

731-881-7040  
utm.edu/finaid/parent\_lifeline.php

## PUBLIC SAFETY

731-881-7777  
utm.edu/publicsafety

## STUDENT AFFAIRS

731-881-7700  
utm.edu/studentaffairs

## STUDENT HEALTH AND COUNSELING

731-881-7750  
utm.edu/shcs

## STUDENT SERVICES AND SUCCESS MENTORING CENTER

731-881-7744  
utm.edu/success

## TRANSFER STUDENT INFORMATION

731-881-7020 or 800-829-UTM1  
utm.edu/transfer

# QUICK LINKS

## FACEBOOK

facebook.com/utmartin

## INSTAGRAM

instagram.com/utmartin

## SNAPCHAT

DiscoverUTM

## TWITTER

twitter.com/utmartin

## YOUTUBE

youtube.com/utmartin

## WEBCAM

utm.edu/webcams

## CAMPUS MAP

utm.edu/maps

## THE SKYHAWK VIEW

utmartinphotography.tumblr.com

# FYI

UT Martin is home to three chairs of excellence: the Gil Parker Chair of Excellence, the Horace and Sara Dunagan Chair of Excellence in Banking and the Tom E. Hendrix Chair of Excellence in Free Enterprise.

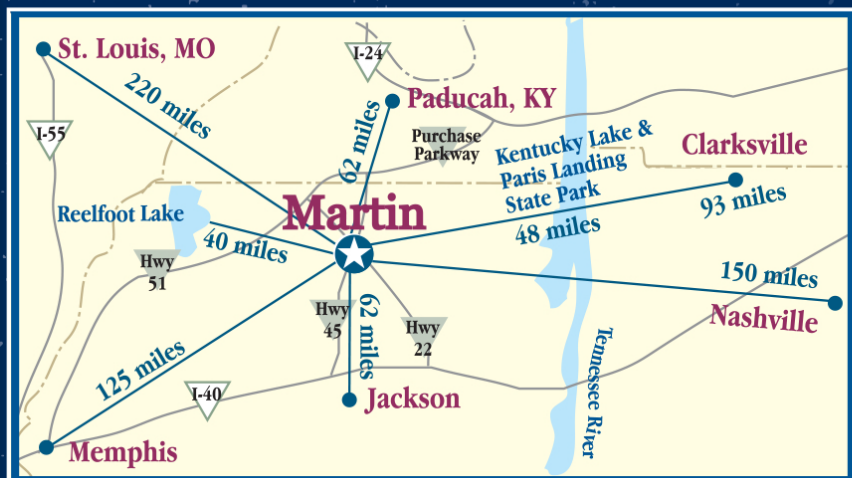
The University of Tennessee at Martin is accredited to award bachelor's and master's degrees by the Southern Association of Colleges and Schools Commission on Colleges (1866 Southern Lane, Decatur, Georgia 30033-4097, telephone 404-679-4500, www.sacscoc.org).

UT Martin places great importance on achieving accreditation for eligible academic programs from their appropriate governing bodies. These programs are recognized as maintaining high standards that qualify graduates for the best job opportunities. The university holds accreditation from the following agencies:

- American Chemical Society
- Association to Advance Collegiate Schools of Business International
- Accrediting Board for Engineering and Technology – Engineering Accreditation Commission
- Accrediting Council on Education in Journalism and Mass Communications
- Commission on Accreditation for Dietetics Education of the American Dietetic Association
- Council for Accreditation of the American Association of Family and Consumer Sciences
- Council on Social Work Education
- National Association of Schools of Music
- Council for the Accreditation of Educator Preparation (formerly National Council for the Accreditation of Teacher Education)
- Accreditation Commission for Education in Nursing
- American Veterinary Medical Association Committee on Veterinary Technician Education and Activities



# ABOUT MARTIN



## DIRECTIONS TO MARTIN

- > From Paducah, Ky., take 45 South to Mayfield. At Mayfield, turn right on Purchase Parkway (Fulton, Ky. Exit 21). At Fulton, follow Hwy. 45E South By-pass to Martin.
- > From Memphis, travel Interstate 40 east to Jackson, and exit the interstate at Highway 45 By-pass (Exit 80-B North). Follow Highway 45E (Milan exit) to Martin.
- > From Nashville, travel Interstate 40 west. Exit the interstate at Highway 22 at Parkers Crossroads (Exit 108 North). Follow Highway 22 to Martin.
- > From Clarksville, travel Highway 79 South on to Highway 356 (you do not turn), which connects to Highway 54 in Paris. Take a right on Highway 22 from Dresden to Martin.

Martin is perfectly located where you and your friends can take a break from studies and road trip to nearby Reelfoot Lake, Kentucky Lake or Land Between the Lakes recreational areas. Union City, only 12 miles west of Martin, offers additional shopping and restaurant choices.

Martin is centrally located between Memphis and Nashville and is just an hour's drive from Jackson and Paducah, Ky.

The city was founded in 1873 and named in honor of Captain William Martin, a prosperous landowner who settled in the area in 1838.

The City of Martin has been a pioneer in the establishment of higher education since 1900 when Hall-Moody Institute was founded. The school was renamed Hall-Moody Normal School in 1917, Hall-Moody Junior College in 1922 and University of Tennessee Junior College in 1927. In 1951, UT Junior College acquired four-year degree status and was designated the University of Tennessee Martin Branch, granting degrees in general agriculture and general home economics. In 1967, the Tennessee General Assembly named the institution the University of Tennessee at Martin.

Today, Martin features a revitalized historic downtown business district that includes a coffee shop, restaurants, shopping and nightlife. This traditional college-town setting and related amenities offer a perfect environment for students who attend the University of Tennessee at Martin.

**utm.edu**

The University of Tennessee at Martin does not discriminate on the basis of race, sex, color, religion, national origin, age, disability or veteran status in provision of educational opportunities or employment opportunities and benefits. UT Martin does not discriminate on the basis of sex or disability in the education programs and activities which it operates, pursuant to requirements of Title VI of the Civil Rights Act of 1964 as codified in 42 U.S.C. 2000D; Title IX of the Educational Amendments of 1972, Public Law 92 318; Section 504 of the Rehabilitation Act of 1973, Public Law 93-112; the Americans with Disabilities Act of 1990, Public Law 101-336; and the Age Discrimination in Employment Act. This policy extends to both employment by and admission to the university. Inquiries concerning Title VI, Title IX, Section 504, the Americans with Disabilities Act, and the Age Discrimination in Employment Act should be directed to the Office of Equity and Diversity, 240 Gooch Hall, UT Martin, Martin, TN 38238-5002, 731-881-7202. Charges of violation of the above policy also should be directed to the Equity and Diversity Officer. E05-0416-00-016-21







# GAME DAY AT THE ELAM CENTER IS THE PLACE TO BE!

Fans of the Ohio Valley Conference have come to know the Elam Center as one of the toughest places to play in the league.

While the fast-paced action on the court is the reason that fans fill the Elam Center each game, it's far from the only attraction.

Fans can take advantage of a number of activities before the action starts, such as "Courtside Dining" or waiting for an autograph from their favorite Skyhawk after the game.





# ELAM CENTER SKYHAWK ARENA

Skyhawk Arena has been the full time home of the UT Martin women's basketball team since the 1995-96 season.

The playing surface in Skyhawk Arena is named for The Naismith Memorial Basketball Hall of Fame honoree and UT Martin alum Pat Head Summitt, who played her collegiate basketball at UT Martin from 1970-74 before becoming the winningest basketball coach in the NCAA with the Tennessee Lady Vols.

Skyhawk Arena is part of the Kathleen and Tom Elam Center where everything a student-athlete needs can be found: team locker room, Nadine Gearin team room and lounge, training room and weight room.







TARA TANSIL  
UT MARTIN  
24  
1991 - 1995

MARY KATE LONG  
UT MARTIN  
25  
1985 - 1989

PAT HEAD SUMMITT  
UT MARTIN  
55  
1970 - 1974







# TENNESSEE MARTIN BASKETBALL



## ELAM CENTER LOCKER ROOM

Just steps from the Pat Head Summitt Court, the Skyhawks home locker room features impressive lockers, along with electronic hubs and team areas for both studies and relaxation.









# ELAM CENTER TEAM ROOM

Just steps from the Pat Head Summitt Court, the Skyhawks home locker room features state-of-the-art team room with a five large televisions, double sectional, pool table, kitchen, computer lab and hub for video games.




# STRENGTH AND

## Mission Statement


The mission of the UTM Skyhawk Strength and Conditioning program is to maximize the potential of the Student-Athletes by teaching work ethic, team values, discipline, and leadership.

The number one goal is to create a safe environment for the Student-Athletes to excel at their sport through scientifically based strength and conditioning programs.

The Training programs are designed to increase the Athlete's strength, speed, agility, flexibility, conditioning, and explosiveness – all components in developing a complete collegiate athlete.



Olympic sport student-athletes train in the recently updated Fieldhouse weight room and adjacent multi-purpose room known as “the blue room.” The 3,500 square foot weight room’s renovation is highlighted by the Ecore Beast flooring that includes five inlay platforms highlighting UTM. In addition, updates included new Hammer Strength equipment, Eleiko barbells and a nutrition area to help support each Skyhawk athlete’s development. Continued upgrades are ongoing to provide UT Martin student-athletes the best possible environment to compete for championships and develop positive habits to live a healthy active lifestyle.





# CONDITIONING



## National Strength and Conditioning Association All-Americans

<b>2015</b>	<i>Renate Meckl, Softball</i>
<b>2017</b>	<i>Carly Gonzales, Softball</i>
<b>2018</b>	<i>Savannah Dodson, Softball / Katelyn Colvin, Soccer</i>
<b>2020</b>	<i>Aalia Bivens, Softball / Brady Fry, Men's Track / Jack Story, Golf / Lexi Thomas, Soccer</i>



# NOTABLE ALUMNI



– **Jerry Reese**  
Former New York Giants  
Senior VP and General Manager

**Pat Head Summitt** -  
Tennessee Lady Vols  
Former Head Coach



– **Lin Dunn**  
Retired Indiana Fever  
Head Basketball Coach



**Bill Rhodes** -  
Auto Zone  
Chairman, President and CEO



- Ed Jones ('32) served as Commissioner of Agriculture (1949-53) and U.S. Representative (1969-89)
- William Latimer III ('58) is matching donor to his namesake building, the Latimer Engineering and Science Building
- Dr. Margaret Perry ('61) is chancellor emeritus of the University of Tennessee at Martin and was the first female head of a Tennessee four-year college or university.
- Dr. Shirley Raines ('67) served as president of the University of Memphis from 2001-13.
- Dr. Nick Dunagan ('68) is chancellor emeritus of The University of Tennessee at Martin.
- Houston Gordon ('68) is a former UT Board of Trustees member and an attorney in Covington, Tenn.
- Dr. C. Pat Taylor ('68) served as president of Southwest Baptist University from 1996-2018.
- Lin Dunn ('69) is the retired head coach for the Indiana Fever, winning a WNBA championship in 2012
- Rick Perry ('70) is Executive Director of Culture at Ramsey Solutions for Dave Ramsey
- Leonard Hamilton ('71) is head coach of the Florida State University men's basketball team.
- William Nunnally ('71) is a successful innovator and entrepreneur; Nunnally and wife, Rosann, made the largest gift in campus history in 2019
- Pat Summitt ('74) was head coach emeritus of the eight-time national champion Lady Vols basketball team.
- Roy Herron ('75) served as a Tennessee State Senator for 16 years and 10 years as a State Representative.
- Dr. Lendley C. Black ('75) is chancellor at the University of Minnesota Duluth
- Jeffrey Holt ('77) is the U.S. Marshal for the Western District of Tennessee
- Dr. Christy Shaffer ('81) is a partner at Hatteras Venture Partners
- Peter Hoffman ('82) is vice president of intellectual property management for The Boeing Company.
- Jeff Agee ('83) is chair and CEO, First Citizens Bancshares Inc., and a member of the Federal Reserve Bank of St. Louis Community Depository Institutions Advisory Council.

- Stan Bell ('85) is a well-known radio personality in Memphis.
- Jerry Reese ('87, '88) is senior vice president and general manager of the NFL's New York Giants.
- Bill Rhodes ('87) is the chairman, president and CEO of AutoZone.
- Van Jones ('90) is an Emmy Award winner, American news commentator, author, lawyer and civil rights advocate. Served as President Obama's Special Advisor for Green Jobs in 2009.
- Dr. Russell Kirk ('90), is an oral and maxillofacial surgeon, in Lebanon, Tenn., and dental officer (captain), in the U.S. Navy.
- Renee Bailey Iacona ('91) is Vice President of Oncology Biometrics and Oncology R&D at AstraZeneca
- Charlie Neese ('92) is a meteorologist at News Channel 5 in Nashville.
- Trent Latta ('98) is Principal at Latta Structural Engineers, LLC
- Chris Brinkley ('00) is a globally known audiobook narrator, radio personality, voiceover artist and NCAA sports broadcaster.
- Jason Leverant ('00) is president and COO of the AtWork Group
- Dr. Amanda Raley Lowery ('02) is the first UTM engineering student to earn a doctoral degree and is an associate professor of biomedical engineering at Vanderbilt University
- Scottie Nell Hughes ('02) is a host at RT and former CNN Analyst

- Chrystal Hayslett ('06) is actress on "Sistas" on BET; producer, creative director, costume designer and former personal stylist for Tyler Perry
- Krista Roser ('06) is a fashion stylist to celebrities, notably Raelynn and Florida Georgia Line
- Andy Holt ('07) served in the Tennessee House of Representative, repping District 76 from 2011-20.
- Jennifer Horbelt ('07, '19) is co-anchor at WPSD Local 6 in Paducah, Ky.
- Lester Hudson ('09) became the first player from UT Martin taken in the NBA Draft in 2009. Played for five NBA franchises and won two MVP awards in the Chinese Basketball Association.
- Bradley Gregg ('11) is a mechanical engineer at NASA Johnson Space Center.
- Alec Mills became the first player from UT Martin to make their debut in MLB. Played for two MLB franchises and tossed a no-hitter on Sept. 13, 2020.
- Heather Butler ('14) became the first player from UT Martin or the OVC taken in the WNBA Draft in 2014 by the San Antonio Stars.
- Hunter Richardson ('18) became the first UT Martin golfer to ever compete in a PGA Tour event in 2019.



# SKYHAWK RADIO NETWORK



**CHRIS BRINKLEY**  
COORDINATOR OF  
SKYHAWK RADIO NETWORK

Chris Brinkley enters his 21st season as the coordinator of the Skyhawk Radio Network while splitting roles as both play-by-play and color analysts for women's basketball games.

A longtime local radio personality, Brinkley also hosts Skyhawk Talk, a weekly coaches show devoted to the university's athletic teams and serves as emcee at athletic events.

Chris teaches classes in both the Health and Human Performance and Communications departments on campus.



**TOM BRITT**  
SKYHAWK RADIO NETWORK  
BROADCASTER

Tom Britt enters his 39th year as play-by-play man for football and women's basketball broadcasts, while serving as color analyst for men's basketball.

In addition to his Skyhawk Network duties, Britt is a 40+ year veteran of electronic media in West Tennessee the past 27 with WBBJ-TV, an ABC/CBS affiliate out of Jackson, Tennessee. He anchors and produces the Midday Show and Seven Eyewitness news At Five and Six.

Prior to coming to WBBJ Tom spent 21 years in radio with area stations working news, announcing and sportscasting.



**ALEX BOGGIS**  
SKYHAWK RADIO NETWORK  
BROADCASTER

Alex Boggis enters his sixth season as part of the Skyhawk Radio Network serving as a color analyst for men's and women's basketball games on the road.

In addition to his radio duties, Boggis is the Assistant Sports Information Director and women's basketball contact at UT Martin. His experience includes five years in the sports information field following spending four seasons with the men's basketball program as a student manager.



## FLAGSHIP STATION: THUNDERBOLT BROADCASTING





20



# OHIO VALLEY CONFERENCE

OVC ACADEMIC AWARDS.....	27
OVC HISTORY.....	28
OVC MEMBERSHIP / MEDIA INFORMATION.....	29
OVC PRESEASON ALL-OVC NOTES .....	30-31
OVC 2019-20 RECAP .....	32



21



# OVC ACADEMIC AWARDS

THE WINNERS ARE SELECTED FROM A GROUP OF NOMINEES BY OVC FACULTY ATHLETICS REPRESENTATIVES. TO BE ELIGIBLE, HONOREES MUST HAVE AT LEAST A 3.25 GPA AND CONDUCT THEMSELVES IN A MANNER WHICH HAS BROUGHT CREDIT TO THE STUDENT-ATHLETE, HIS OR HER INSTITUTION, INTERCOLLEGIATE ATHLETICS AND THE OHIO VALLEY CONFERENCE.

## UT MARTIN SCHOLAR-ATHLETES

1994-95	Anna Davis	Women's Tennis
	Caroline Groves	Women's Tennis
1996-97	Klas Brunskog	Men's Tennis
	Angela Olsen	Women's Tennis
1997-98	Arthur Castle	Men's Basketball
2001-02	Kelly Pendleton	Women's Basketball
2002-03	Rachel Ahlers	Volleyball
2004-05	Brady Wahlberg	Football
2005-06	Chad McMahan	Football
2007-08	Andrey Yesipov	Men's Tennis
2008-09	Jamie Furstenberg	Soccer
2009-10	Cody Terry	Baseball
2010-11	Jenna Miller	Volleyball
2011-12	Leah Taylor	Softball
2012-13	Heather Butler	Women's Basketball
2014-15	Ben Reeves	Golf
	Katie Schubert	Women's Basketball
2016-17	Joe Martin	Rifle

Awarded each fall (but based on the prior year's achievements), the OVC Scholar-Athlete Award is the highest individual honor that can be earned by OVC student-athletes and it is given annually to three men and three women of junior or senior status who have accomplishments in both the classroom and athletic arena, as well as leadership qualities.



## COMMISSIONER'S HONOR ROLL

The OVC Commissioner's Honor Roll is presented annually to student-athletes who have at least a 3.25 GPA and who have been eligible and on the team throughout the competitive season in their chosen NCAA-sponsored sport or sports. Since joining the OVC in 1992, a total of 2,293 UT Martin student-athletes have been named to the prestigious list.

## OVC MEDAL OF HONOR

The OVC Medal of Honor is given annually to the student-athlete(s) who achieve the highest GPA (4.0) in a Conference-sponsored sport. Since joining the OVC in 1992, UT Martin student-athletes have claimed 307 Medals of Honor.

Year	Total	Year	Total	Year	Total
1993-94	4	2002-03	12	2011-12	16
1994-95	4	2003-04	11	2012-13	17
1995-96	8	2004-05	7	2013-14	22
1996-97	8	2005-06	8	2014-15	16
1997-98	7	2006-07	9	2015-16	8
1998-99	5	2007-08	13	2016-17	20
1999-00	7	2008-09	8	2017-18	17
2000-01	6	2009-10	12	2018-19	19
2001-02	7	2010-11	15	2019-20	21

Year	Total	Year	Total
1993-94	48	2007-08	85
1994-95	62	2008-09	73
1995-96	68	2009-10	70
1996-97	41	2010-11	93
1997-98	38	2011-12	114
1998-99	52	2012-13	116
1999-00	50	2013-14	109
2000-01	58	2014-15	100
2001-02	65	2015-16	83
2002-03	82	2016-17	116
2003-04	81	2017-18	130
2004-05	78	2018-19	128
2005-06	81	2019-20	191
2006-07	81		





# OHIO VALLEY CONFERENCE



Now in its 73rd year, the Ohio Valley Conference continues to build on the success that has made it the nation's eighth-oldest NCAA Division I conference.

In May 2011 the Conference expanded for the second time in four years, adding Belmont University which began competition in the 2012-13 academic year. The addition of Belmont gave the OVC 12 members, the most the league has had at one time in its illustrious history. The move added a second team in the city of Nashville and was the first addition to the league since Southern Illinois University Edwardsville joined in 2008. Subsequently, the league has shown its stability over the past decade, seeing only one member institution depart over the past 18 years.

The 2009-10 school year saw a change in leadership as Beth DeBauche was named the seventh full-time Commissioner in league history

on July 28, 2009. The last three commissioners of the OVC have moved onto jobs as the commissioner of the Big Ten, Big 12 and the Mid-American Conferences.

The OVC's proud history dates back to 1948, but seeds for the new league were actually planted in 1941. It was then that Roy Stewart, the athletics director at Murray State, Charles "Turkey" Hughes, the athletics director at Eastern Kentucky, and Kelly Thompson, the public relations director at Western Kentucky, first broached the idea of forming a new conference. Discussions were put on hold by World War II, but reemerged February 27-28, 1948 at the Kentucky Hotel in Louisville as the three original institutions combined with Morehead State, Louisville and Evansville to form the OVC.

In the 1950s, the OVC became a pioneer on a much more significant scale socially. During times of racial segregation, league member Morehead State became one of the first non-traditionally black mid-southern institutions to accept a black student. In 1958 Marshall Banks earned athletically-related aid at Morehead, which signed a second black athlete, Howard Murphy, a year later. In 1961 Murphy earned all-conference recognition as a halfback in football. With racial barriers broken, the rest of the institutions in the league began to provide educational and athletic opportunities to African-Americans.

After Title IX legislation passed in 1972, women's athletics began a rebirth on the national scene as the NCAA began sponsoring and marketing women's sports. Recognizing the need to provide increased opportunities for female athletes, the OVC began formulating plans for women's athletics in 1975 and established women's championships in the sports of basketball, tennis and track in 1977, with cross country and volleyball added over the next four years. Those sports were initially governed by the Association of Intercollegiate Athletics for Women (IAIW), but the overall strength of women's programs in the league was demonstrated by the automatic bids the OVC instantly received when the NCAA became the governing body in 1982. The conference added women's golf and softball in 1994 and women's soccer in 1998.

Through the past 70 years, 15 teams have won or shared the league's football title. The list is led by Eastern Kentucky, winner of 21 outright or shared football crowns, which is tied for the most in Football Championship Subdivision history (with Massachusetts). Among OVC teams, former member Middle Tennessee is next with 11 titles, followed by Tennessee Tech with 10, and Murray State and former member Western Kentucky with eight apiece. Eastern Illinois and Jacksonville State have claimed seven football crowns apiece, while Morehead State, Tennessee State and former members Evansville and East Tennessee State have captured two apiece. Austin Peay, Southeast Missouri, UT Martin and former member Youngstown State have one title apiece.

Tennessee Tech has won or shared 18 regular-season women's basketball championships in addition to nine OVC Tournament crowns; both are tops in OVC history. UT Martin added its name to the list of championship by capturing its first OVC Tournament title in 2011 and also winning championships in 2012, 2013 and 2014. The Skyhawks became just the fourth team in OVC history (and first since Austin Peay from 2000-03) to win four-straight tournament titles. In 2016 Belmont won its first-ever OVC Tournament Championship, a feat it repeated in 2017 and 2018.

Several coaches have made their mark in the history of OVC women's basketball. Former Tennessee Tech coach Marynell Meadors posted an amazing 363-139 (72.3%) record at Tech, becoming the first woman in NCAA or IAIW history to win 300 games at the same institution, while former Tennessee State skipper Teresa Phillips earned National Coach of the Year honors from USA Today in 1990 for turning around the Lady Tigers' program before going on to lead TSU to the NCAA Tournament in 1994 and 1995. Tennessee Tech coach Bill Worrell capped a stellar 20-year career in 2005-06 and was inducted into the OVC Hall of Fame in 2007; he compiled a 408-190 record while leading the Golden Eagles to an unprecedented 16 OVC regular-season titles and eight NCAA Tournament appearances, including five straight from 1989-93. Larry Joe Inman, who retired at the conclusion of the 2007-08 season and was inducted into the OVC Hall of Fame in 2009, won more than 100 games at both Middle Tennessee and Eastern Kentucky, and earned OVC Coach of the Year honors a record eight times - five times at EKV and three at MTSU. In 2012-13 Inman came out of retirement to take the Tennessee State job; in 2014-15 he led the Lady Tigers to its first OVC Tournament Championship since 1995. Inman once again retired following the 2016-17 season, with 545 career victories.

Many great players have graced the hardwood over the years, including former OVC Players of the Year Brooke Armistead and Gerlonda Hardin from Austin Peay, Pam Chambers, Jerilyn Harper, Cheryl Taylor, Angela Moorehead, Roschelle Vaughn, Diane Seng, Janet Holt and Emily Christian from Tennessee Tech; Morehead State's Donna Murphy, Priscilla Blackford and Chynna Bozeman; Eastern Kentucky's Kim Mays; Southeast Missouri's Gray C. Harris; Murray State's Ashley Hayes; and UT Martin's Heather Butler and Jasmine Newsome.

Morehead State center Brittany Pittman set new school, league and NCAA standards for blocked shots in 2008-09. Pittman swatted 164 shots during the season, setting a new NCAA single-season record (which has since been broken).

In 2012-13 the UT Martin duo of Jasmine Newsome and Heather Butler finished fifth and sixth nationally among NCAA scoring leaders. Newsome, the 2012 and 2013 OVC Player of the Year, averaged 22.6 points per game on the way to All-American honors while Butler averaged 22.4 points per contest. Butler set a NCAA record during the season by connecting on a 3-pointer in her 80th-straight game.

In 2013-14 Butler and Newsome capped their brilliant careers by ranking first and second in scoring in OVC history. Butler, the 2013-14 OVC Female Athlete of the Year, finished her career with 2,865 points, which ranked first in OVC and 16th in NCAA history. She also finished her career with 392 career 3-pointers (which was tied for the most in NCAA history following her career but now ranks second) and scored in double figures in all 129 career games, which ranks fifth in NCAA history. Following the season Butler was signed by the WNBA's San Antonio Stars where she became the first OVC player to make an active WNBA roster. Newsome capped her career with 2,566 points, second only to Butler in OVC history.

The league also had another historical moment in November 2008 when the NCAA awarded Nashville the 2014 NCAA Women's Division I Final Four. The OVC served as the host of the prestigious event, which is one of the biggest sporting events the city of Nashville can host. The event was held April 6 & 8 at Bridgestone Arena in downtown Nashville and was played in front of sold-out crowds for both the semifinals and championship as UConn topped Notre Dame in a battle of undefeated teams to win its ninth national title.

In 2017-18, Belmont completed its second-straight undefeated league season, increasing its winning streak in Conference games (both regular season and tournament) to 46 games. The Bruins were ranked in both the USA Today Coaches Poll and Associated Press Poll during the year, becoming the first OVC team to be nationally-ranked since 1992-93. The Bruins finished the year ranked No. 23 in the AP poll.

The playing field is not the only place where OVC athletes are working hard. The league also recognizes excellence in the classroom. Six Scholar-Athlete Awards are presented yearly to male and female athletes, while others are commended for their academic success by being Medal of Honor recipients or earning a spot on the Commissioner's Honor Roll. Additionally, the league annually presents one institutional Academic Achievement Award, as well as separate team awards in each Conference-sponsored sport. Since the College Sports Information Directors of America (CoSIDA) Academic All-America program began, the Ohio Valley Conference has had 275 student-athletes honored with the award, including 81 over the last eight years (2010-18).

Through the early years of the league, administrators wrestled with fan behavior due to the close proximity of the Conference members and the intense rivalries which developed. Just as it did decades ago, the OVC took the leadership role on what has become a national issue. In 1995, the OVC implemented a first-of-its-kind "Sportsmanship Statement," a policy which promotes principles of fair play, ethical conduct and respect for one's opponent. The statement has become a model for others to follow across the nation and has answered the challenge of the NCAA Presidents Commission to improve sportsmanship in collegiate athletics.

Additionally, the OVC annually presents the Steve Hamilton Sportsmanship Award, in honor of the former Morehead State student-athlete, coach and athletics director, to a junior or senior student-athlete with significant athletic contributions who best exemplifies the characteristics of sportsmanship and citizenship. Most recently, the Conference has also implemented the OVC Institutional and Team Sportsmanship Awards, which are presented to one institution and 18 sport-specific teams voted by their peers to have best exhibited the standards of sportsmanship and ethical conduct as outlined by the OVC and NCAA.

The vision of leadership demonstrated by the Founding Fathers in 1948 remains alive today as the Ohio Valley Conference prepares for the future. One example is in regard to the current trend in collegiate athletics administration for increased involvement of university presidents in setting policies and making rules. The presidents of OVC institutions, however, have always governed the Conference, long before presidential governance became a national theme.

The Ohio Valley Conference sponsors the following sports: baseball, basketball, cross country, football, golf, tennis and track for men, and basketball, cross country, golf, soccer, softball, tennis, track and volleyball for women. In addition, the OVC also sponsors the combined men's and women's sport of rifle.

Now in its seventh decade of competition, the Ohio Valley Conference has grown significantly from its humble beginnings while increasing the number of athletics opportunities it provides for students. Current league representatives include charter members Eastern Kentucky University, Morehead State University and Murray State University, along with Austin Peay State University, Belmont University, Eastern Illinois University, Jacksonville State University, Southeast Missouri State University, Southern Illinois University Edwardsville, Tennessee State University, Tennessee Technological University and the University of Tennessee at Martin.



## SCHOOL WEBSITES

Ohio Valley Conference	OVCSports.com
Austin Peay	LetsGoPeay.com
Belmont	BelmontBruins.com
Eastern Illinois	EIUpanthers.com
Eastern Kentucky	EKUSports.com
Jacksonville State	JSUGamecockSports.com
Murray State	GoRacers.com
Southeast Missouri	GoSoutheast.com
SIUE	siuecougars.com
Tennessee State	TSUTigers.com
Tennessee Tech	TTUSports.com
UT Martin	UTMSports.com

## OVC GAMES ON THE RADIO/ESPN+

<b>Austin Peay</b>	
Radio Flagship	ESPN 104.1 FM/540 AM
Radio Talent	Brian Rives, Eric Foister
ESPN+ Talent	Barry Gresham

<b>Belmont</b>	
Radio Flagship	WGFX FM 104.5 The Zone (m)
Radio Talent	Kevin Ingram (m), Rich Tiner (w)
ESPN+ Talent	same

<b>Eastern Illinois</b>	
Radio Flagship	WEIU Hit Mix 88.9
Radio Talent	Mike Bradd, Jack Ashmore (m)
ESPN+ Talent	Rob Calhoun, Rameen Karbassioo (w)
ESPN+ Talent	same

<b>Eastern Kentucky</b>	
Radio Flagship	WCYO-FM 100.7 (m)
Radio Talent	WEKY-AM 1340 (w)
Radio Talent	Greg Stotemyer, Doug Sallee (m)
ESPN+ Talent	Wes Chandler (w)
ESPN+ Talent	same

<b>Jacksonville State</b>	
Radio Flagship	WLJS-FM 91.9
Radio Talent	Mike Parris
ESPN+ Talent	TBD

<b>Morehead State</b>	
Radio Flagship	96.3 FM WIVY
Radio Talent	Chuck Mraz, Dean Hardin (m)
ESPN+ Talent	Tom Lewis (w)
ESPN+ Talent	Jack Kizer

<b>Murray State</b>	
Radio Flagship	WFGS-FM 103.7 (m)
Radio Talent	WBZB 104.5 FM (w)
Radio Talent	Neal Bradley, Kenny Roth (m)
ESPN+ Talent	Jeremy Rose (w)
ESPN+ Talent	same

<b>Southeast Missouri</b>	
Radio Flagship	ESPN 92.9 FM, Real Rock 99.3 FM
Radio Talent	Erik Sean, Jess Bolen
ESPN+ Talent	same

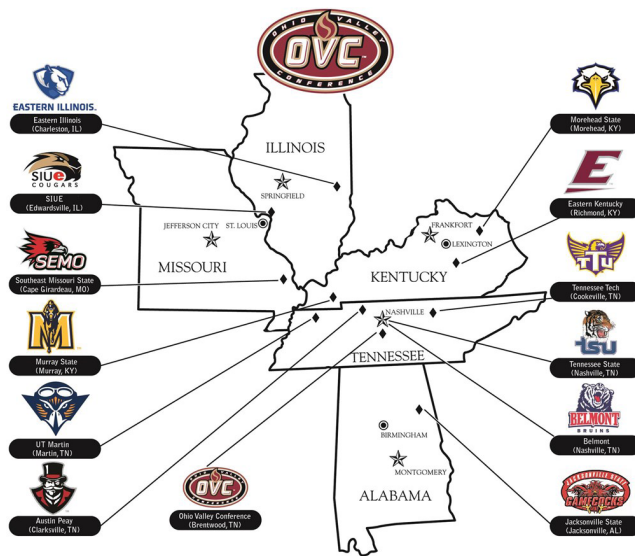
<b>SIUE</b>	
Radio Flagship	WSIE FM 88.7
Radio Talent	Joe Pott (m), Brad Barnes (w)
ESPN+ Talent	Joe Pott, Brad Barnes, Tony Hempen

<b>Tennessee State</b>	
Radio Flagship	102.1 FM "The Light"
Radio Talent	Greg Pogue, Albert Dawson
ESPN+ Talent	CJ Eke

<b>Tennessee Tech</b>	
Radio Flagship	WPTN 106.1 The Eagle
Radio Talent	Roger Ealey
ESPN+ Talent	Dylan Vazzano

<b>UT Martin</b>	
Radio Flagship	WCMT 1410 AM/100.5 FM
Radio Talent	Chris Brinkley, Tom Britt
ESPN+ Talent	same

## OVC MEMBERSHIP



**Austin Peay State University**  
Clarksville, Tenn.  
Member since 1962

**Belmont University**  
Nashville, Tenn.  
Member since 2012

**Eastern Illinois University**  
Charleston, Ill.  
Member since 1996

**Eastern Kentucky University**

Richmond, Ky.  
Member since 1948  
**Jacksonville State University**  
Jacksonville, Ala.  
Member since 2003

**Morehead State University**  
Morehead, Ky.  
Member since 1948

**Murray State University**  
Murray, Ky.  
Member since 1948

**Southeast Missouri State University**  
Cape Girardeau, Mo.  
Member since 1991

**Southern Illinois University Edwardsville**  
Edwardsville, Ill.  
Member since 2008

**Tennessee State University**  
Nashville, Tenn.  
Member since 1986

**Tennessee Technological University**  
Cookeville, Tenn.  
Member since 1949

**University of Tennessee at Martin**  
Martin, Tenn.  
Member since 1992

## MEDIA INFORMATION

### OVC COMMUNICATIONS

For more information on the OVC during the year, please contact the OVC Communications Department. Kyle Schwartz, Assistant Commissioner for Strategic Communications, serves as the men's basketball contact and can be reached at (615) 690-6685 or kschwartz@ovc.org. Heather Brown, Director of Communications, serves as the women's basketball contact and can be reached at (615) 690-6687 or hbrown@ovc.org.

### OVCSPORTS.COM

The official Website of the Ohio Valley Conference is OVCSports.com. The website is a direct partnership with SIDEARM Sports. The Website contains all the latest news on the conference including releases, statistics and standings.

### ONLINE PRESS BOX

The OVC Basketball Online Press Box is a one-stop shop for gathering information about the OVC and its member schools. Media can access it at [www.OVCSports.com/basketballpressbox](http://www.OVCSports.com/basketballpressbox) or via links on the Men's or Women's Basketball pages at OVCSports.com. There you will find important related files and links for every OVC school in one place.

### ESPN+

ESPN+ is the exclusive home for live web streamed athletic contests involving OVC schools. ESPN+ is a multi-sport, direct-to-consumer subscription streaming service from The Walt Disney Company Direct-to-Consumer & International segment and ESPN. It offers fans thousands of additional live events, on-demand content and original programming not available on ESPN's linear TV or digital networks. ESPN+ is an integrated part of the completely redesigned ESPN App and also available through ESPN.com. Fans can subscribe to ESPN+ through the ESPN App for \$4.99 a month (or \$49.99 per year) or as part of a bundle with Disney+ and ad-supported Hulu (\$12.99/month).

### OVC AND SOCIAL MEDIA

Media and fans can get the latest updates on Ohio Valley Conference happenings by using the social media outlets including Twitter, Facebook, Instagram and Snapchat. Followers and fans of the OVC on each application will get breaking news first and have the chance to access special content and receive special deals. The OVC can be found on Twitter at <http://www.twitter.com/ovcsports>, Facebook at <http://www.facebook.com/ovcsports> and on Instagram and Snapchat with the handle "ovcsports." The OVC also has a YouTube channel (<http://www.YouTube.com/ohiovalleyconference>) for the latest videos and a blog located at <http://www.OVCExtra.com>.

### OVC TOURNAMENT CREDENTIALS

The 2021 OVC Tournament will be held March 3-6 at the Ford Center in Evansville, Indiana. The deadline to request credentials for the event is MONDAY, MARCH 1 AT 3 P.M. CT. Once again ALL credentialing will be conducted online through Sport Systems. Complete information on the process will be available in January at OVCSports.com. NO credentials will be mailed; instead they can be picked up in-person at the Ford Center Media Entrance.

### OVC CHAMPIONSHIP/PARKING INFO

There is no on-site media parking available at the Ford Center. We encourage media to use the lot behind the Old National Events Plaza (nicknamed "Back 40") that contains 1,100 parking spaces which are free during Ford Center events. That lot is two blocks Northeast of the Ford Center and bounded by SE 9th Street and Walnut Street. There are also several city-owned garages in close proximity to the arena.





# OHIO VALLEY CONFERENCE



## PRESEASON ALL-OVC SELECTIONS

### Predicted Order of Finish

1. <b>UT Martin (22 first-place votes)</b>	<b>242</b>
2. Belmont	210
3. Southeast Missouri (2 first-place votes)	206
4. Tennessee Tech	172
5. Eastern Illinois	157
6. Jacksonville State	129
7. Morehead State	119
8. Murray State	106
9. Austin Peay	104
10. Eastern Kentucky	73
11. SIUE	36
12. Tennessee State	29

**UT Martin** has been picked to win the 2020-21 Ohio Valley Conference women's basketball title in a preseason poll of the head coaches and sports information directors. The **Skyhawks** earned 242 points, including 22 first-place votes while Belmont earned 210 points for a second-place predicted finish. Southeast Missouri picked up the final two first-place votes and 206 points to finish third while Tennessee Tech (172) and Eastern Illinois (157) round out the top five. Jacksonville State earned 129 points for a sixth-place predicted order of finish followed by Morehead State (119), Murray State (106), Austin Peay (104), Eastern Kentucky (73), SIUE (36) and Tennessee State (29).

### Preseason All-OVC Team

<b>F</b>	<b>Chelsey Perry, UT Martin</b>	<b>6-2</b>	<b>Sr.</b>
G	Tesia Thompson, Southeast Missouri	5-10	Sr.
<b>F</b>	<b>Maddie Waldrop, UT Martin</b>	<b>6-2</b>	<b>Sr.</b>
G	Karle Pace, Eastern Illinois	5-8	Sr.
G	Macey Turley, Murray State	5-6	Jr.
G	Kesha Brady, Tennessee Tech	5-7	Sr.
G	Lariah Washington, Eastern Illinois	5-9	So.
F/G	Alexis Burpo, Murray State	5-10	Jr.
G	Ariel Kirkwood, Morehead State	6-0	So.
G	Jamilyn Kinney, Belmont	5-7	Jr.
G	Taylor Hawks, Jacksonville State	5-6	Sr.

The 2020-21 Preseason All-OVC team is headlined by **UT Martin senior forward Chelsey Perry** who was named the Preseason Player of the Year. Earning Preseason All-Conference team honors this year after being named to the All-OVC First Team last season are: Eastern Illinois senior guard Karle Pace (15.0 ppg, 3.2 apg) and sophomore guard Lariah Washington (11.2 ppg, 5.0 rpg); Murray State junior guard Macey Turley (16.6 ppg, 4.4 apg); Southeast Missouri senior guard Tesia Thompson (19.7 ppg, 7.7 rpg); Tennessee Tech senior guard Kesha Brady (14.4 ppg, 40.7 FG%); and **UT Martin senior forward Maddie Waldrop** (12.7 ppg, 7.8 rpg).

Belmont junior guard Jamilyn Kinney (8.2 ppg, 4.1 apg); Jacksonville State senior guard Taylor Hawks (11.2 ppg, 2.6 apg); Morehead State sophomore guard Ariel Kirkwood (10.4 ppg, 8.5 rpg); and Murray State junior forward/guard Alexis Burpo (10.3 ppg, 7.9 rpg.) were all named to the Preseason All-OVC team after earning All-Conference Second Team honors a year ago.

**Perry** was named the OVC Player of the Year and was an All-OVC First Team pick last season. The Middleton, Tenn., native is the league's top returning scorer after she led the OVC with 23.1 points per game in 2019-20. She ranked second in field goal percentage (50.2%) and blocks (2.7). Perry also brought down 7.9 boards per game to rank fourth.

## 2020-21 OVC WOMEN'S NOTES / PREVIEW

**Let the Season Begin:** The 2020-21 regular-season begins on Nov. 25 with Conference play beginning on Dec. 30. This year each team will play a 20-game OVC schedule. Each team were allowed to schedule their travel partners in early December.

**OVC on ESPN+:** For the third year, the Ohio Valley Conference will have a minimum of 600 conference events on ESPN+. ESPN+ is an integrated part of the completely redesigned ESPN App. Already the leading sports app, the new ESPN App is the premier all-in-one digital sports platform for fans across mobile and tv-connected devices. ESPN+ is also available through ESPN.com. Fans can subscribe to ESPN+ through the ESPN App for just \$5.99 a month (or \$49.99 per year).

**2019-20 in Review:** Belmont and UT Martin shared the 2019-20 OVC Regular season title while Southeast Missouri won its first OVC Tournament title since 2007 last season. The Redhawks were the third seed in the OVC tourney and defeated No. 1 UT Martin, 67-47, in the Championship. Southeast Missouri earned the league's automatic bid to the NCAA Tournament while UT Martin was the WNIT automatic bid but both were canceled due to the COVID-19 pandemic.

Southeast Missouri's Rekha Patterson was named the OVC Coach of the Year after leading her team to a 25-7 overall mark and 14-4 OVC record. It was the best season for the Redhawks in the Division I era. UT Martin's Chelsey Perry was named the Player of the Year as she led the league with 23.1 points per game. Morehead State's Ariel Kirkwood was selected as the Defensive Player of the Year as she led the OVC with 2.7 blocks each time out. Eastern Illinois Lariah Washington had 11.2 points per game to earn Freshman of the Year honors.

**OVC Championship Returns to Evansville:** The Ohio Valley Conference Board of Presidents voted to accept a three-year deal to continue to hold the OVC Men's and Women's Basketball Championship at the Ford Center in Evansville through 2023. The agree also includes an option for a fourth year (2024). The event was held for the first time in Evansville in 2018, marking the first time the Championship was held outside of Nashville since 2002. The 2021 OVC Basketball Championship is March 3-6. The dates for future OVC Basketball Championships include: March 2-5, 2022 and March 1-4, 2023.

**Regular-Season Champions:** With Belmont and UT Martin sharing the regular-season crown last year, 10 different teams have won a regularseason crown. Jacksonville State, Morehead State and SIUE are the only current members that have not won a regular-season title.

**Coaching Experience:** UT Martin's Kevin McMillan is the longest tenured coach in the OVC as he enters his 12th season at the helm of the Skyhawks. He currently ranks third in OVC history with 218 wins and first among active coaches. He has had seven 20 win seasons at UT Martin and has made the conference tournament in each of his 11 years.

**New Faces:** Tennessee State will be under the new direction of first-year head coach Ty Evans in 2020-21. Evans comes to TSU after spending eight years at SEC member Auburn. During his stint with the Tigers, he served as associate head coach from 2015-20 and assistant coach from 2012-2015. Evans helped guide the team to two NCAA Tournament appearances. Prior to his tenure at Auburn, he served two years at Georgetown before accepting a position at Alabama in 2007. Evans began his collegiate coaching career at Saint Louis University where he served as an assistant coach during the 2001-02 season.

### ALL-TIME WINNING PERCENTAGES

Current Members (Yrs.)	Conference	Overall
Belmont (2012-)	110-24 (.821)	179-76 (.702)
Tennessee Tech (1977-)	332-208 (.615)	774-519 (.599)
SIUE (2008-)	84-66 (.560)	129-145 (.471)
<b>UT Martin (1992-)</b>	<b>259-221 (.540)</b>	<b>394-436 (.475)</b>
Eastern Kentucky (1977-)	318-317 (.501)	584-739 (.441)
%Southeast Missouri (1991-)	228-252 (.475)	375-410 (.478)
Morehead State (1977-)	301-351 (.462)	609-683 (.471)
Eastern Illinois (1996-)	189-225 (.457)	287-400 (.418)
Murray State (1977-)	282-378 (.427)	581-659 (.469)
Austin Peay (1977-)	273-372 (.423)	512-709 (.419)
Jacksonville State (2003-)	119-177 (.402)	197-302 (.395)
Tennessee State (1987-)	196-348 (.360)	255-591 (.301)
% - Team is 248-246 (.502) in the OVC and 419-421 (.499) overall before NCAA penalties imposed.		

### Former Members (Yrs.) Conference Overall

Middle Tennessee (1977-00)	232-77 (.751)	343-228 (.601)
Samford (2003-08)	51-41 (.554)	84-54 (.612)
Western Kentucky (1977-82)	23-23 (.500)	73-69 (.514)
Youngstown State (1983-88)	31-39 (.443)	64-69 (.481)
East Tennessee State (1977-78)	4-6 (.400)	13-13 (.500)
Akron (1983-87)	15-41 (.268)	38-69 (.355)

**Note:** Record in "all games" is each team's overall record in all games only in the seasons they were members of the OVC. It is not reflective of the program's all-time record (which can be found on the individual team page).





# OHIO VALLEY CONFERENCE



## 2019-20 SUPERLATIVES

### INDIVIDUAL GAME HIGHS

#### POINTS

42 - Chelsey Perry, UTM vs. Lipscomb (12/16/19)  
39 - Tesia Thompson, SEMO vs. Belmont (3/6/20)

#### FIELD GOALS MADE

17 - Chelsey Perry, UTM vs. Lipscomb (12/16/19)  
16 - Chelsey Perry, UTM vs. Tennessee Tech (2/6/20)

#### FIELD GOAL ATTEMPT

30 - Tesia Thompson, SEMO vs. Tennessee Tech (3/5/20)  
29 - Chelsey Perry, UTM at Southeast Missouri (2/13/20)

#### FIELD GOAL PERCENTAGE

.889 (8-9) - Kiana Johnson, JSU vs. Fort Valley St. (11/24/19)  
.857 (12-14) - Carrie Shephard, SEMO vs. Belmont (3/6/20)

#### 3-POINTERS MADE

7 - Maggie Knowles, APSU vs. Evansville (11/21/19)  
7 - Yamie Johnson, JSU vs. UT Martin (2/8/20)  
7 - Taelour Pruitt, SEMO vs. Belmont (3/6/20)

#### 3-POINTERS ATTEMPTED

17 - Carrie Shephard, SEMO at Eastern Michigan (11/19/19)  
13 - Destiney Elliott, JSU vs. Northern Kentucky (11/29/19)  
13 - Lex Mayes, MUR vs. Indiana State (12/7/19)

#### FREE THROWS MADE

16 - Ellie Harmeyer, BEL at Morehead State (2/20/20)  
16 - Jazmine Young, TSU at Morehead State (2/22/20)

#### FREE THROWS ATTEMPTED

18 - Jazmine Young, TSU at Morehead State (2/22/20)  
17 - Done three different times

#### FREE THROW PERCENTAGE

1.000 (11-11) - Kesha Brady, TTU at Samford (11/24/19)  
1.000 (11-11) - Macey Turley, MUR vs. Arkansas State (11/26/19)

#### REBOUNDS

20 - Ellie Harmeyer, BEL vs. Chattanooga (11/6/19)  
19 - Done three different times

#### ASSISTS

12 - Teri Goodlett, ECU at Tennessee Tech (1/25/20)  
11 - Mikayla Kinnard, SIUE at UT Martin (2/27/2020)

#### STEALS

6 - Done seven different times

#### BLOCKED SHOTS

9 - Anacia Wilkinson, TTU at Morehead State (1/4/20)  
9 - Ariel Kirkwood, MOR vs. SIUE (1/9/20)

#### TURNOVERS

9 - Done 6 different times

### TEAM GAME HIGHS

#### POINTS

114 - Southeast Missouri vs. Belmont (3/6/20)  
107 - Morehead State vs. Midway (Ky.) (11/19/20)  
107 - Morehead State vs. Asbury (Ky.) (12/19/19)

#### FIELD GOALS MADE

44 - Morehead State vs. Asbury (Ky.) (12/19/19)  
43 - Southeast Missouri vs. Belmont (3/6/20)

#### FIELD GOAL ATTEMPTS

95 - Morehead State vs. Asbury (Ky.) (12/19/20)  
85 - Murray State vs. Cumberland (12/18/19)

#### FIELD GOAL PERCENTAGE

.652 (43-66) - Southeast Missouri vs. Belmont (3/6/20)  
.567 (38-67) - Austin Peay vs. Kentucky Wesleyan (11/5/19)

#### 3-POINTERS MADE

18 - Austin Peay vs. Kentucky Wesleyan (11/5/19)  
16 - Austin Peay vs. Evansville (11/21/19)

#### 3-POINTERS ATTEMPTED

45 - Jacksonville State at Eastern Illinois (1/16/20)  
39 - Austin Peay at Illinois (11/13/19)  
39 - Murray State at Miss. Valley State (11/13/19)

#### FREE THROWS MADE

30 - Southeast Missouri vs. Belmont (3/6/20)  
30 - Tennessee State vs. Murray State (2/8/20)

#### FREE THROWS ATTEMPTED

44 - Southeast Missouri vs. Southern Illinois (12/7/19)  
43 - Jacksonville State vs. Florida A&M (11/9/19)

#### FREE THROW PERCENTAGE

1.000 (9-9) - Belmont vs. Tennessee Tech (2/27/20)  
1.000 (5-5) - Austin Peay vs. Eastern Illinois (2/1/20)

#### REBOUNDS

70 - Morehead State vs. Asbury (Ky.) (12/19/19)  
61 - Jacksonville State at Tennessee State (2/27/20)

#### ASSISTS

29 - Tennessee Tech vs. Tennessee Wesleyan (12/29/19)  
29 - Southeast Missouri vs. Belmont (3/6/20)

#### STEALS

19 - Morehead State vs. Midway (Ky.) - (11/19/19)  
19 - Morehead State vs. Asbury (Ky.) - (12/19/19)

#### BLOCKED SHOTS

13 - Morehead State vs. Asbury (Ky.) (12/19/19)  
13 - Morehead State vs. SIUE (1/9/20)

#### TURNOVERS

34 - Murray State at Mississippi State (11/15/19)  
30 - Done three different times

## 2019-20 PLAYERS OF THE WEEK

### PLAYER

Nov. 12 - Ellie Harmeyer, Belmont  
Nov. 19 - Ellie Harmeyer, BEL; Tesia Thompson, SEMO  
Nov. 26 - Kesha Brady, Tennessee Tech  
**Dec. 3 - Chelsey Perry, UT Martin**  
**Dec. 10 - Chelsey Perry, UTM;** Macey Turley, MUR  
Dec. 17 - Macey Turley, Murray State  
**Dec. 23 - Chelsey Perry, UT Martin**  
Dec. 30 - Arielle Gonzalez-Varner, Austin Peay  
**Jan. 7 - Chelsey Perry, UT Martin**

### NEWCOMER

Nov. 12 - Tahanee Bennell, Austin Peay  
Nov. 19 - Laci Hawthorne, Murray State  
Nov. 26 - Laci Hawthorne, Murray State  
Dec. 3 - De'Ayra Davis, Eastern Kentucky  
Dec. 10 - I'Liyah Green, Eastern Kentucky  
Dec. 17 - Qay Stanton, Eastern Kentucky  
Dec. 23 - Tahanee Bennell, Austin Peay  
Dec. 30 - Laci Hawthorne, Murray State  
Jan. 7 - Laci Hawthorne, Murray State

### FRESHMAN

Nov. 12 - Shay-Lee Kirby, Austin Peay  
Nov. 19 - Lariah Washington, Eastern Illinois  
Nov. 26 - Macie Gibson, Murray State  
Dec. 3 - Deaja Richardson, Tennessee State  
Dec. 10 - Ariel Kirkwood, Morehead State  
Dec. 17 - Tomiyah Alford, Morehead State  
Dec. 23 - Tomiyah Alford, Morehead State  
Dec. 30 - Shay-Lee Kirby, APSU; Maaliya Owens, TTU  
Jan. 7 - Maaliya Owens, Tennessee Tech

**Jan. 14 - Chelsey Perry, UT Martin**  
**Jan. 21 - Chelsey Perry, UT Martin**  
Jan. 28 - Ellie Harmeyer, Belmont  
Feb. 4 - Alexis Burpo, Murray State  
**Feb. 11 - Chelsey Perry, UT Martin**  
Feb. 18 - Ellie Harmeyer, Belmont  
Feb. 25 - Ellie Harmeyer, Belmont  
**March 2 - Chelsey Perry, UT Martin**

Jan. 14 - I'Liyah Green, Eastern Kentucky  
Jan. 21 - Jazzmyn Elston, Morehead State  
Jan. 28 - Laci Hawthorne, Murray State  
Feb. 4 - Laci Hawthorne, Murray State  
Feb. 11 - I'Liyah Green, Eastern Kentucky  
Feb. 18 - Laci Hawthorne, Murray State  
Feb. 25 - Laci Hawthorne, Murray State  
March 2 - Jazzmyn Elston, MOR; Laci Hawthorne, MUR

Jan. 14 - Lariah Washington, Eastern Illinois  
Jan. 21 - Mikayla Kinnard, SIUE  
Jan. 28 - Lariah Washington, Eastern Illinois  
Feb. 4 - Lariah Washington, Eastern Illinois  
Feb. 11 - Ariel Kirkwood, Morehead State  
Feb. 18 - Ariel Kirkwood, Morehead State  
Feb. 25 - Mikayla Kinnard, SIUE  
March 2 - Ella Sawyer, Austin Peay

## RETURNING STATISTICAL LEADERS

Following are a look at the top statistical returners this season based on their production during the 2019-20 season (Current year of eligibility indicated in parenthesis).

Scoring	Games	Pts.	Avg.
<b>Chelsey Perry, UTM (Jr)</b>	<b>32</b>	<b>740</b>	<b>23.1</b>
Tesia Thompson, SEMO (Jr)	29	570	19.7
Ellie Harmeyer, BEL (Sr)	31	596	19.2
Carrie Shephard, SEMO (Sr)	32	532	16.6
Macey Turley, MUR (So)	26	432	16.6

Rebounding	Games	Rebs.	Avg.
Ellie Harmeyer, BEL (Sr)	31	381	12.3
Laci Hawthorne, MUR (Jr)	30	276	9.2
Ariel Kirkwood, MOR (Fr)	30	256	8.5
<b>Chelsey Perry, UTM (Jr)</b>	<b>32</b>	<b>254</b>	<b>7.9</b>
Alexis Burpo, MUR (So)	30	237	7.9

Assists	Games	Asst.	Avg.
Akia Harris, TTU (Sr)	30	142	4.73
Macey Turley, MUR (So)	26	114	4.38
Jamilyn Kinney, BEL (So)	24	99	4.13
Kira Arthofer, EIU (So)	31	117	3.77
Qay Stanton, ECU (Jr)	29	105	3.62

Steals	Games	Steals	Avg.
Jaden Wrightsell, TSU (Jr)	25	60	2.40
Carrie Shephard, SEMO (Sr)	32	76	2.38
Karle Pace, EIU (Jr)	31	64	2.06
Qay Stanton, ECU (Jr)	29	58	2.00
Mikia Keith, SIUE (So)	29	57	1.97

Field Goal Percentage	Games	FG-A	Pct.
Mackenzie Coleman, TTU (Jr)	30	137-235	.583
<b>Chelsey Perry, UTM (Jr)</b>	<b>32</b>	<b>286-570</b>	<b>.502</b>
A. Gonzalez-Varner, APSU (Sr)	30	129-259	.498
Allie Troeckler, SIUE (Jr)	25	101-205	.493
<b>Maddie Waldrop, UTM (Jr)</b>	<b>29</b>	<b>126-259</b>	<b>.486</b>

3-Point FG Percentage	Games	FG-A	Pct.
Maggie Knowles, APSU (So)	26	58-135	.430
Karle Pace, EIU (Jr)	31	62-149	.416
Carrie Shephard, SEMO (Sr)	32	96-239	.402
Jamilyn Kinney, BEL (So)	24	45-114	.395
<b>Chelsey Perry, UTM (Jr)</b>	<b>32</b>	<b>47-122</b>	<b>.385</b>

## ALL-TIME COACHING VICTORIES

Larry Joe Inman compiled a league-best 545 wins over his 32 years in the OVC. Inman is the only skipper that coached at three different Conference members. Below is a list of where the 12 current head coaches rank in OVC history. The overall record listed includes only seasons the coaches were a member of the Ohio Valley Conference.

Coach	Years	Record
1. Larry Inman (MTSU/EKU/TSU)	78-86/88-08/12-17	545-352 (.606)
2. Bill Worrell (TTU)	1986-06	408-190 (.682)
3. Kevin McMillan (UTM)	2009-Present	218-132 (.630)
4. Lewis Bivens (MTSU)	1987-97	182-103 (.639)
5. Marynell Meadors (TTU)	1977-86	181-100 (.730)
6. Teresa Phillips (TSU)	1989-00	146-155 (.485)
7. Ed Arzen (SEMO)	1991-02	144-155 (.482)
8. Mickey Wells (MOR)	1977-84	132-70 (.653)
9. Brady Sallee (EIU)	2004-12	136-116 (.540)
10. Chrissy Roberts (EKU)	2008-2019	122-194 (.368)
*Active Coaches*		
13. Paula Buscher (SIUE)	2012-Present	108-107 (.502)
16. Rick Pietri (ISU)	2013-Present	90-88 (.506)
17. Greg Todd (MOR)	2014-Present	98-90 (.521)
23. Rekha Patterson (SEMO)	2015-Present	80-73 (.523)
24. Bart Brooks (BEL)	2017-Present	79-20 (.798)
30. David Midlick (APSU)	2015-Present	73-77 (.487)
36. Kim Rosamond (TTU)	2016-Present	56-66 (.459)
48. Rechelle Turner (MUR)	2017-Present	38-56 (.404)
53. Matt Bollant (EIU)	2017-Present	33-56 (.371)
73. Samantha Williams (EKU)	2019-Present	11-18 (.379)
Ty Evans (TSU)	2020-Present	0-0 (.000)





# OHIO VALLEY CONFERENCE



## 2019-20 WOMEN'S BASKETBALL STANDINGS & TEAM STATISTICS

### xy-UT Martin

xy-Belmont
xz-Southeast Missouri
x-Eastern Illinois
x-Jacksonville State
x-Tennessee Tech
x-Austin Peay
x-Murray State
Morehead State
Eastern Kentucky
Tennessee State
SIUE

### Conference Games

W	L	Pct.	Home	Away	Streak
16	2	.889	9-0	7-2	W5
16	2	.889	9-0	7-2	W8
14	4	.778	8-1	6-3	L1
12	6	.667	7-2	5-4	W1
10	8	.556	6-3	4-5	W2
10	8	.556	5-4	5-4	L4
9	9	.500	5-4	4-5	W2
7	11	.389	6-3	1-8	L1
6	12	.333	3-6	3-6	L2
5	13	.278	2-7	3-6	W1
2	16	.111	1-8	1-8	L3
1	17	.056	0-9	1-8	L16

### All Games

W	L	Pct.	Home	Away	Neutral	Streak
22	10	.688	13-1	7-8	2-1	L1
22	9	.710	13-0	8-6	1-3	L1
25	7	.781	12-1	10-6	3-0	W3
19	12	.613	9-5	8-6	2-1	L1
14	16	.467	10-4	4-9	0-3	L1
17	13	.567	9-4	7-7	1-2	L5
18	12	.600	9-4	7-7	2-1	L1
14	16	.467	10-4	4-11	0-1	L2
10	20	.333	7-8	3-12	0-0	W1
11	18	.379	5-9	6-9	0-0	W1
4	24	.143	3-13	1-11	0-0	L3
3	26	.103	2-13	1-12	0-1	L16

y - 2019-20 Ohio Valley Conference Regular Season Champion  
z - 2020 Ohio Valley Conference Tournament Champion

x - 2020 OVC Tournament Participant

### Scoring Offense

	G	W-L	PTS.	AVG.
1. Southeast Missouri	32	25-7	2384	74.5
2. <b>UT Martin</b>	32	22-10	2267	70.8
3. Tennessee Tech	30	17-13	2093	69.8
4. Austin Peay	30	18-12	2043	68.1
5. Murray State	30	14-16	1993	66.4
6. Eastern Illinois	31	19-12	2057	66.4
7. Belmont	31	22-9	1998	64.5
8. Morehead State	30	10-20	1929	64.3
9. Jacksonville State	30	14-16	1817	60.6
10. Tennessee State	28	4-24	1669	59.6
11. Eastern Kentucky	29	11-18	1686	58.1
12. SIUE	29	3-26	1665	57.4

### 3-Point Field Goal Percentage Offense

	G	FG	FGA	PCT.
1. Tennessee Tech	30	246	707	.348
2. Southeast Missouri	32	182	531	.343
3. Eastern Illinois	31	212	632	.335
4. Austin Peay	30	264	841	.314
5. Murray State	30	217	693	.313
6. <b>UT Martin</b>	32	165	534	.309
7. Belmont	31	229	742	.309
8. Jacksonville State	30	198	712	.278
9. Tennessee State	28	124	446	.278
10. Eastern Kentucky	29	168	616	.273
11. Morehead State	30	138	527	.262
12. SIUE	29	112	468	.239

### 3-Point Field Goals Made

	G	3FG	AVG.
1. Austin Peay	30	264	8.80
2. Tennessee Tech	30	246	8.20
3. Belmont	31	229	7.39
4. Murray State	30	217	7.23
5. Eastern Illinois	31	212	6.84
6. Jacksonville State	30	198	6.60
7. Eastern Kentucky	29	168	5.79
8. Southeast Missouri	32	182	5.69
9. <b>UT Martin</b>	32	165	5.16
10. Morehead State	30	138	4.60
11. Tennessee State	28	124	4.43
12. SIUE	29	112	3.8

### Scoring Defense

	G	PTS.	AVG.
1. Belmont	31	1816	58.6
2. Jacksonville State	30	1815	60.5
3. Eastern Illinois	31	1911	61.6
4. <b>UT Martin</b>	32	2036	63.6
5. Southeast Missouri	32	2044	63.9
6. Tennessee Tech	30	1939	64.6
7. Eastern Kentucky	29	1884	65.0
8. Austin Peay	30	1959	65.3
9. Morehead State	30	1999	66.6
10. SIUE	29	2039	70.3
11. Murray State	30	2227	74.2
12. Tennessee State	28	2138	76.4

### 3-Point Field Goal Percentage Defense

	G	FG	FGA	PCT.
1. Belmont	31	196	715	.274
2. Jacksonville State	30	125	452	.277
3. Eastern Illinois	31	195	668	.292
4. Morehead State	30	183	608	.301
5. Tennessee Tech	30	149	494	.302
6. Tennessee State	28	197	616	.320
7. Austin Peay	30	151	471	.321
8. Southeast Missouri	32	215	668	.322
9. Eastern Kentucky	29	199	614	.324
10. SIUE	29	184	567	.325
11. <b>UT Martin</b>	32	216	663	.326
12. Murray State	30	206	608	.339

### Assists

	G	ASSISTS	AVG.
1. <b>UT Martin</b>	32	495	15.47
2. Southeast Missouri	32	491	15.34
3. Tennessee Tech	30	453	15.10
4. Eastern Illinois	31	417	13.45
5. Belmont	31	416	13.42
6. Austin Peay	30	383	12.77
7. Eastern Kentucky	29	367	12.66
8. Murray State	30	364	12.13
9. SIUE	29	342	11.79
10. Jacksonville State	30	318	10.60
11. Morehead State	30	299	9.97
12. Tennessee State	28	269	9.61

### Scoring Margin

	G	OFF	DEF	MARGIN
1. Southeast Missouri	32	74.5	63.9	+10.6
2. <b>UT Martin</b>	32	70.8	63.6	+7.2
3. Belmont	31	64.5	58.6	+5.9
4. Tennessee Tech	30	69.8	64.6	+5.1
5. Eastern Illinois	31	66.4	61.6	+4.7
6. Austin Peay	30	68.1	65.3	+2.8
7. Jacksonville State	30	60.6	60.5	+0.1
8. Morehead State	30	64.3	66.6	-2.3
9. Eastern Kentucky	29	58.1	65.0	-6.8
10. Murray State	30	66.4	74.2	-7.8
11. SIUE	29	57.4	70.3	-12.9
12. Tennessee State	28	59.6	76.4	-16.7

### Free Throw Percentage

	G	FTM	FTA	PCT.
1. Tennessee State	28	393	531	.740
2. Morehead State	30	439	601	.730
3. Eastern Illinois	31	381	523	.728
4. <b>UT Martin</b>	32	466	646	.721
5. Belmont	31	369	514	.718
6. Murray State	30	386	542	.712
7. Tennessee Tech	30	409	580	.705
8. Southeast Missouri	32	414	588	.704
9. Jacksonville State	30	339	509	.666
10. Austin Peay	30	341	517	.660
11. Eastern Kentucky	29	288	442	.652
12. SIUE	29	301	502	.600

### Steals

	G	STEALS	AVG.
1. Eastern Illinois	31	331	10.68
2. Austin Peay	30	289	9.63
3. SIUE	29	278	9.59
4. <b>UT Martin</b>	32	306	9.56
5. Tennessee State	28	266	9.50
6. Southeast Missouri	32	298	9.31
7. Morehead State	30	246	8.20
8. Eastern Kentucky	29	218	7.52
9. Murray State	30	205	6.83
10. Jacksonville State	30	194	6.47
11. Tennessee Tech	30	181	6.03
12. Belmont	31	164	5.29

### Field Goal Percentage Offense

	G	FG	FGA	PCT.
1. <b>UT Martin</b>	32	818	1857	.440
2. Southeast Missouri	32	894	2072	.431
3. Tennessee Tech	30	719	1749	.411
4. Eastern Illinois	31	732	1802	.406
5. Belmont	31	700	1753	.399
6. Austin Peay	30	719	1899	.379
7. Murray State	30	695	1860	.374
8. Morehead State	30	676	1810	.373
9. SIUE	29	626	1735	.361
10. Eastern Kentucky	29	615	1718	.358
11. Jacksonville State	30	640	1796	.356
12. Tennessee State	28	576	1643	.351

### Field Goal Percentage Defense

	G	FG	FGA	PCT.
1. Belmont	31	666	1932	.345
2. Jacksonville State	30	643	1728	.372
3. Eastern Kentucky	29	674	1790	.377
4. Southeast Missouri	32	682	1808	.377
5. Eastern Illinois	31	676	1759	.384
6. Morehead State	30	707	1803	.392
7. <b>UT Martin</b>	32	711	1794	.396
8. Tennessee Tech	30	741	1852	.400
9. Murray State	30	814	1974	.412
10. SIUE	29	709	1669	.425
11. Tennessee State	28	744	1726	.431
12. Austin Peay	30	690	1562	.442

### Blocked Shots

	G	BLOCKS	AVG.
1. Morehead State	30	183	6.10
2. <b>UT Martin</b>	32	154	4.81
3. Tennessee Tech	30	131	4.37
4. Eastern Kentucky	29	107	3.69
5. Southeast Missouri	32	111	3.47
6. Murray State	30	103	3.43
7. Jacksonville State	30	98	3.27
8. SIUE	29	76	2.62
9. Eastern Illinois	31	76	2.45
10. Tennessee State	28	65	2.32
11. Belmont	31	62	2.00
12. Austin Peay	30	58	1.93



## COACHING STAFF

HEAD COACH KEVIN McMILLAN.....	34-37
ASSISTANT COACHES.....	38-40
WILLIE TREVATHAN.....	38
JASMINE NEWSOME.....	38
DAVID HART.....	39
KELSEY JOHNSON .....	39
DARBY MAGGARD .....	40
STACIE EVANS .....	40
SUPPORT STAFF.....	41
KELLI POLIZZI .....	41
ALEX BOGGIS.....	41





## KEVIN McMILLAN HEAD COACH • 12TH YEAR

### PERSONAL

- **Birthdate:** April 26, 1967
- **Birthplace:** Arkadelphia, Ark.
- **Family:** Matt, Ben and Alli (children)

### EDUCATION

- **Undergraduate:** Rhodes College, 1989
- **Masters:** Middle Tennessee, 2007

### PLAYING CAREER HIGHLIGHTS

- Began career at Wake Forrest in 1985
- Played three years at Rhodes College, 86-89
- 1988 SCAC Player of the Year
- Three-time SCAC All-Conference Selection
- Ranked No. 9 all-time Rhodes (1,372 pts)

### CAREER HEAD COACHING RECORDS

- At UT Martin, 218-136, in 11 seasons
- At Gibson County HS, 62-6 in two years
- At Westview HS, 196-73 in eight years
- At Millington Central HS, 177-47 in six years

### CHAMPIONSHIPS

- **Ohio Valley Conference championship:**  
2011-12, 2013-14, 2014-15, 2015-16
- **OVC Tournament championship:**  
2011, 2012, 2013, 2014

### COACHING HONORS

- 2009-10 OVC Coach of the Year
- 2010-11 TSWA Women's Coach of the Year
- 2014-15 OVC Coach of the Year
- 2015-16 OVC Coach of the Year

The eighth head coach in UT Martin women's basketball history, Kevin McMillan enters his 12th year at the helm of the Skyhawk program as the school's all-time wins leader with 218 career victories.

Overall, the Skyhawks have won nine Ohio Valley Conference titles during his 11 seasons at UT Martin – including five regular season titles and four tournament crowns. The Skyhawks reached the postseason in six consecutive seasons and eight seasons overall while reaching the NCAA Tournament in 2011, 2012, 2013 and 2014 while earning a bid to the Women's NIT in 2015, 2016, 2018 and 2020 (canceled). Additionally, the program has recorded seven 20-win seasons in the past 10 years with the Skyhawks posting a 218-132 record under McMillan, including a 143-43 mark in conference play. His 218 victories rank as the third-highest win total in OVC history, as he accounts for three OVC Coach of the Year awards.

Off the court, McMillan's teams have exceeded the average NCAA Academic Progress Rate in each of his 11 seasons. He has produced two OVC Scholar-Athletes (the highest individual honor in the league) and has graduated 100 percent of his student-athletes who have completed their eligibility in his Skyhawk tenure.

The Skyhawks posted their sixth league title in program history in 2019-20 after posting a 22-10 overall record while going 16-2 in league action. UT Martin would receive a berth into the Women's NIT after falling in the OVC Basketball Championship finals but the postseason event would be canceled because of COVID-19. In a season in which injuries plagued the roster, the Skyhawks continually rose to the occasions with its 10th 20-win season in program history while featuring a pair of All-OVC first-team performers in Chelsey Perry and Maddie Waldrop.

Perry dominated postseason honors by being named WBCA Coaches' All-American honorable mention, a finalist for the Becky Hammon Mid-Major Player of the Year and OVC Player of the Year selection after ranking first nationally in field goal made (286), second in total points (740) and third in both points per game (23.1) and field goal attempts (386). Meanwhile, Waldrop earned her first All-OVC honor after ranking amongst OVC leaders in defensive rebounds (5.9, fourth), field goal percentage (48.6, fifth), rebounding (7.8 rpg, seventh) and scoring (12.7 ppg, eighth).

Despite having one of the youngest teams in the country on a program which featured just one senior on the roster, the Skyhawks still managed to meet program expectations throughout the 2018-19 season. The Skyhawks would post a 23-9 overall mark while finishing tied for second in the league standings with a record of 13-5. The team's 23 wins tied for the most wins in program history while appearing in the OVC Basketball Championship title contest for the seventh time in the last nine seasons. Highlighting the season was the emergence of senior Emanyne Robertson who put the finishing touches on her career with an All-OVC first team and OVC Defense Player of the Year selection. Meanwhile, sophomore Chelsey Perry earned All-OVC second team honors while freshman Brittini Moore was selected to the OVC All-Newcomer squad.

McMillan saw the Skyhawks return to the postseason for the seventh time in his tenure in 2017-18 with another appearance in the Women's NIT. The Skyhawks would ultimately post a 19-15 overall mark while notching a 13-5 mark in league play to earn the No. 2 seed in the OVC Basketball Championship – where the squad advanced to the tournament finals before falling to No. 22 ranked Belmont in overtime. With the league's automatic bid to the Women's NIT, the Skyhawks would travel to Indiana where they fell to the eventual tournament champions.

As a result of the strong play during the regular season, the Skyhawks saw three different players earn All-OVC honors. Sophomore Kendall Spray was named to the first team after setting a program single-season three-point benchmark while senior Ashton Feldhaus earned second team honors. Perry wrapped up the year's accolades with a spot on the All-Newcomer squad while joining senior Janekia Mason on the OVC All-Tournament team.

Faced with one of the youngest rosters in the nation – boasting just four returners and an abundance of key injuries – the Skyhawks' 2016-17 campaign was a year of highs and lows. UT Martin would post a 12-19 overall record while finishing 8-8 in league play – earning the No. 4 seed in the OVC Basketball Championship before ultimately falling in the tournament semifinals. While the season failed to meet expectations, the squad found growth as three Skyhawks earned All-OVC honors. Spray highlighted the season by becoming just the program's third OVC Freshman of the Year while joining Feldhaus and Mason on the All-OVC second team.

The Skyhawks found success once again during the 2015-16 season, notching the program's eighth 20-win season after finishing with a 22-10 overall record and a 14-2 league mark despite playing with just seven healthy scholarship players for much of the year. The Skyhawks notched their third consecutive regular season title, ranking as the third program in conference history and first since 1993. After winning the season championship, the Skyhawks clinched their sixth straight postseason berth, earning a berth in the Women's NIT where they advanced to the second round before falling to Western Kentucky after defeating Memphis – notching the program's first postseason victory since 1999.

With the squad's success, McMillan notched his second straight OVC Coach of the Year award – marking just the second time in league history that a coach has won the award



in back-to-back seasons. Along with top coaching honors, the Skyhawks saw three players earn postseason honors. Haley Howard was an All-OVC first team selection after leading the team in scoring at 14.9 points per game and eclipsing the double-figure mark in 24 games. Jessy Ward was tabbed to the second team after averaging 13.0 points and ranking seventh nationally in both three-point field goals per game and three-point field goals made. Myah Taylor earned a spot on the All-Newcomer squad after averaging 8.7 points per game.

The 2014-15 season kept with the theme of several program firsts within McMillan's tenure while the squad's 22-11 overall record marked the program's seventh 20-win season. UT Martin notched yet another piece of OVC history after becoming just the sixth team in league history to finish the conference season with an unblemished record and just the second to finish 16-0. With the perfect conference record, the Skyhawks clinched their third OVC season title in the last four years while posting a league record of 46-2 during the stretch. The season also served as the fifth consecutive postseason appearance for the Skyhawks after earning an invitation to the Women's National Invitational Tournament against Ole Miss.

The Skyhawks were led by the play of sophomore Ashia Jones who became the program's second Associated Press All-American while also bringing home OVC Female Athlete of the Year, OVC Player of the Year, TSWA Women's Basketball Player of the Year and National Mid-Major Player of the Year honors after averaging 23.4 points, 5.7 rebounds and 2.8 assists per game. Jones ranked fourth in the nation is scoring while setting new single-season records in points (772), field goals made (287) and 30-plus point games (10). Newcomer Jessy Ward also earned All-Newcomer honors after averaging 11.7 points per game and leading the OVC in three-point field goals made (87), three-point field goals per game (2.64) and three-point field goal percentage (40.3 percent).

McMillan's 2013-14 squad recorded its sixth OVC championship during a four-year period with both a regular season and tournament championship. The McMillan led Skyhawks set new program records in victories with 24, while setting a new single season scoring record with 2,681 points en route to receiving the program's first votes in the USA TODAY Sports Top 25 Coaches' Poll and a near upset in the NCAA Tournament against No. 7 North Carolina.

The Skyhawks were led by the play of two premier senior guards in Heather Butler and Jasmine Newsome. Butler finished her career as UT Martin and the OVC's all-time leading scorer with 2,865 career points after being named the league's Player of the Year. Butler finished tied for 16th on the NCAA's all-time scoring list while scoring in double figures every game of her career, spanning 129 games and ranking fifth all-time. She also left the Skyhawks as the best three-point shooter in NCAA history after tying the career three-pointers record with 392.



HEAD COACH KEVIN McMILLAN • 2020-21 UT MARTIN WOMEN'S BASKETBALL

### McMILLAN CAREER COACHING YEAR-BY-YEAR

YEAR	OVERALL		OVC		FINISH	POSTSEASON
2009-10	11-19	.366	8-10	.444	4th	OVC Tournament
2010-11	21-11	.656	14-4	.777	2nd	OVC Tournament
2011-12	23-9	.719	15-1	.938	1st	OVC Tournament Championship
						NCAA Tournament First Round
						OVC Champions
2012-13	19-15	.559	11-5	.688	4th	OVC Tournament Championship
						NCAA Tournament First Round
						OVC Tournament
2013-14	24-8	.750	15-1	.938	1st	OVC Tournament Championship
						NCAA Tournament First Round
						OVC Champions
2014-15	22-11	.667	16-0	1.000	1st	OVC Tournament
						OVC Tournament
						WNIT First Round
2015-16	22-10	.688	14-2	.875	1st	OVC Champions
						OVC Tournament
						WNIT Second Round
2016-17	12-19	.387	8-8	.500	4th	OVC Tournament
2017-18	19-15	.559	13-5	.722	2nd	OVC Tournament
2018-19	23-9	.718	13-5	.722	2nd	WNIT First Round
						OVC Tournament
2019-20	22-10	.688	16-2	.889	1st	OVC Championship
						OVC Tournament
						WNIT Berth *Canceled*
OVERALL	218-136	.623	143-43	.756	Eight Postseason Berths	

### McMILLAN vs. ALL OPPONENTS

Air Force	2-0	Memphis	1-2
Alabama	2-1	Miami (Ohio)	2-0
Alabama Huntsville	2-0	Mississippi State	0-1
Arizona	0-1	Mississippi Valley State	2-0
Arkansas	0-1	Missouri	0-5
Arkansas State	4-3	Morehead State	8-7
Austin Peay	18-5	Murray State	22-4
Baylor	0-1	North Carolina	0-1
Belmont	9-9	North Carolina A&T	1-1
Central Arkansas	1-1	North Dakota	1-0
Cincinnati	2-0	Northern Kentucky	0-1
Chattanooga	2-4	Northwestern	0-4
Christian Brothers	1-0	Notre Dame	0-1
Colorado	0-1	Ole Miss	0-1
Dayton	0-1	Ohio	0-1
DePaul	0-1	Ohio State	0-1
Duke	0-1	Oral Roberts	0-1
Eastern Illinois	18-8	Pepperdine	0-1
Eastern Kentucky	15-2	Purdue	0-3
Eastern Washington	0-1	Quinnipiac	1-0
Evansville	6-1	Rhodes College	1-0
Florida State	0-1	Saint Louis	2-1
Georgia State	1-1	Saint Mary's	0-1
Gonzaga	0-2	Samford	3-2
Hawai'i	0-1	SIUE	13-6
Houston Baptist	1-0	Southeast Missouri	20-3
Illinois	0-2	Southern Illinois	6-3
Illinois State	1-1	Southern Mississippi	2-0
Indiana	0-2	Stanford	0-1
Indiana State	1-3	Tennessee	0-1
Iowa	0-1	Tennessee State	13-3
IUPUI	1-1	Tennessee Tech	12-3
Jacksonville State	13-2	UAB	0-1
Kentucky	0-2	Vanderbilt	0-4
Lamar	0-1	Western Carolina	2-0
Lipscomb	2-0	Western Kentucky	0-1
Louisville	0-9	Winthrop	1-0
Marshall	0-1	Total	218-132





# MOST WINS IN OVC HISTORY

Coach (Program)	W	L	%
1. Larry Inman (MTSU/EKU/TSU)	545	352	.606
2. Bill Worrell (TTU)	408	190	.682
3. Kevin McMillan (UTM)	218	136	.615
4. Lewis Bivens (MTSU)	182	103	.639
5. Marynell Meadors (TTU)	181	100	.730
6. Teresa Phillips (TSU)	146	157	.485
7. Ed Arnzen (SEMO)	144	155	.482
8. Brady Saltee (EIU)	136	116	.540
9. Mickey Wells (MOR)	132	70	.653
10. Chrissy Roberts (EKU)	122	194	.386

\*Winning Percentage Does Not Include Ties



## MCMILLAN'S RECORD WHEN....

HOME RECORD:	116-25
Road Record:	81-94
Neutral:	21-17
OVC Overall:	143-43
OVC Home:	82-11
OVC Road:	61-32
Ranked opponents:	0-24
Top 10 opponents:	0-10
Leading at half:	175-28
Trailing at half:	38-105
Tied at half:	6-3
UTM outshoots opponent:	171-16
Opponent outshoots UTM:	44-119
UTM shoots more free throws:	151-40
Opponent shoots more free throws:	61-87
UTM shoots the same amount of free throws:	4-8
UTM outrebounds opponent:	107-14
Opponent outrebounds UTM:	107-114
UTM causes more turnovers:	177-53
Opponents causes more turnovers:	34-67
UTM ties in turnovers:	6-13
Nonconference tournaments:	2-10
OVC Tournament:	19-7
NCAA Tournament:	0-4
WNIT:	1-4
Record in November:	31-38
Record in December:	31-44
Record in January:	65-25
Record in February:	66-14
Record in March:	22-13
Games decided by less than five points:	33-37
Games decided by 6-10 points:	44-29
Games decided by 11-20 points:	61-33
Games decided by 20+ points:	80-16
UTM scores 59 or less points:	7-59
UTM scores 60-69 points:	36-45
UTM scores 70-79 points:	64-27
UTM scores 80-89 points:	68-6
UTM scores 90-99 points:	27-0
UTM scores 100+ points:	16-0
Overtime record:	4-10
Record after a loss:	72-52
Longest losing streak:	6 games (2009/2017)
Longest winning streak:	18 games (2014-15)

Joining Butler with postseason accolades was the highly decorated Newsome. Newsome notched her third OVC Defensive Player of the Year honor while finishing her Skyhawk career as the school and league's second all-time leading scorer – second to Butler – with 2,566 career points. The two-time OVC Player of the Year was also named All-Mid Major Player of the Year and Mid Major All-American by College Sports Madness.

In his fourth year, the Skyhawks notched their third consecutive OVC Tournament championship during the 2012-13 season, downing No. 2 seed Tennessee Tech 87-80 in overtime on March 9, 2013. With the victory, UT Martin would advance to their third straight trip to the NCAA Tournament, to take on the Notre Dame Fighting Irish. The Skyhawks suffered a 97-64 setback to the eventual National Championship runner-up despite Butler scoring a tournament-best 37 points in the contest.


The squad was led by a pair of All-OVC first teamers in Newsome (22.6 points per game) and Butler (22.4) who both ranked in the top-10 in the nation in scoring, finishing fifth and sixth, respectively. Newsome captured her second straight OVC Player of the Year honor along with her second OVC Defensive Player of the Year trophy en route to the program's first All-American honorable mention accolade. Butler set an NCAA record by making a three-pointer in 80 consecutive games and with 34 consecutive games in a season.

In 2011-12, McMillan's Skyhawks captured their second OVC Tournament championship in program history, downing No. 3 seed Tennessee Tech 82-65 on March 5. With the victory, UT Martin advanced to make its second consecutive NCAA Tournament appearance, traveling to the Horizon Center in Rosemont, Ill., to take on the Tennessee Lady Vols. The Skyhawks suffered a 72-49 setback to the hands of alumna Pat Head Summitt.

Consisting of a roster of mostly West Tennessee players, the Skyhawks went 23-9 with a 15-1 OVC mark despite having a relatively young roster which featured just one senior. The 23-win season was the second consecutive 20-win slate for the Skyhawks while also leading the nation in scoring with 80.1 points per game. The Skyhawks were also the nation's top team in assist-to-turnover ratio (1.43) and sixth in assists (17.7 apg).

The Skyhawks were led by the sophomore duo of Butler and Newsome after being named to the All-OVC first team for the second consecutive season, as well as the All-OVC Tournament squad. Butler was named OVC Tournament Most Valuable Player. Butler was the nation's fourth leading scorer (23.8 points per game) while Newsome was the 18th leading scorer (19.6 ppg). The trio of Butler, Newsome and Jaclissa Haislip combined to win eight adidas OVC Player of the Week awards.

The 2010-11 season laid the foundation for the future, as three different Skyhawks combined to win an OVC Record 13 Freshmen of the Week honors along with the OVC Team Sportsmanship Award. McMillan's guided the team to a second place finish during the regular season before winning the program's first OVC Tournament title. With the title, the Skyhawks earned its first





berth in the NCAA Tournament and played at Cameron Indoor Arena against the Duke Blue Devils.

The Skyhawks went 21-11 with a 14-4 OVC mark in 2010-11 despite having a roster that was the youngest team in America (only two years of Division-I experience heading into the season). The 20-win season was the first since 1998-99 and fourth 20-win campaign in program history.

McMillan's first season at UT Martin was a transformation in every sense of the work as he took over a program that had just finished 2-27 and went winless in conference play. Under his direction the Skyhawks finished the 2010-11 season with an overall record 11-19 while making the program's first OVC Tournament appearance since 2006-07. McMillan took his team all the way to the semifinals of the tournament along with being named OVC Coach of the Year and TSWA Women's Co-Head Coach of the Year.

Prior to being named head coach of the Skyhawks on June 15, 2009, McMillan posted a decorated career as a high school coach within the state of Tennessee. Through his 17 years in the prep ranks, the accumulated a record of 435-126 while winning one state championships and sporting six state tournament appearances. He has had coaching stints at Gibson County High School in Dyer (2007-09), Westview High School in Martin (1997-2005) and Millington High School in Millington (1990-97). McMillan was twice named the Jackson Sun's West Tennessee Coach of the Year in 2003 and 2009, while being tabbed district Coach of the Year 10 times. He also spent two season as an assistant coach at Middle Tennessee State.

McMillan played basketball at Wake Forest for one season (1985) before transferring to Rhodes College to finish out his career from 1986-89. At Rhodes, he was a three-time all-conference selection and in 1988 was named the Southern Collegiate Athletic Conference Player of the Year. In only three seasons, he scored 1,372 career points and still ranks ninth all-time at Rhodes for career points scored.

McMillan received his bachelor's degree in math and business in 1989 from Rhodes, then completed his master's in health and human performance at Middle Tennessee in 2007. He has two sons, Matt and Ben, along with one daughter, Alli.

## WON FIVE OVC REGULAR SEASON TITLES

2012, 2014, 2015, 2016, 2020

## WON FOUR OVC TOURNAMENT TITLES

2011, 2012, 2013, 2014

## PARTICIPATED IN FOUR NCAA TOURNAMENTS

2011, 2012, 2013, 2014

## EARNED BERTH TO FOUR WOMEN'S NIT

2015, 2016, 2018, 2020\*

## GARNERED PROGRAM'S FIRST VOTES IN USA TODAY POLL

## WON THREE OVC COACH OF THE YEAR

2010, 2015, 2016

## FOUR ALL-AMERICANS

Jasmine Newsome, 2013

Heather Butler, 2014

Ashia Jones, 2015

Chelsey Perry, 2020

## TWO OVC ATHLETES OF THE YEAR

Heather Butler 2014

Ashia Jones 2015

## FOUR OVC PLAYERS OF THE YEAR

Jasmine Newsome, 2012 & 2013

Heather Butler, 2014

Ashia Jones, 2015

Chelsey Perry, 2020

## FOUR OVC DEFENSIVE PLAYERS OF THE YEAR

Jasmine Newsome, 2011, 2013, 2014

Emanye Robertson, 2019

## TWO OVC FRESHMEN OF THE YEAR

Heather Butler, 2011

Ashia Jones, 2014

Kendall Spray, 2017





# WILLIE TREVATHAN

Assistant Coach | First Year



Willie Trevathan begins his first season as an assistant coach at UT Martin.

Trevathan joins the Skyhawks after a decorated coaching career at Greenfield High School where he has served as head coach since 2003. While leading the Lady Yellowjackets, Trevathan lifted the team to new heights beginning with its first district championship in nearly 40 years before later winning the school's first girls state title in 2018. His teams made three consecutive state tournament appearances from 2018-2020 while boasting five appearances overall – including four as a girls basketball coach (2006, 2018, 2019, 2020) and one time as a boys basketball coach (2004).

The 2018 State of Tennessee Girls Basketball Coach of the Year and All-West Tennessee Coach of the Year, Trevathan spent 19 years as a coach, teacher and administrator at Greenfield High School. While at the helm he posted a 383-160 record (70.5 percent) while winning seven district coach of the year honors. Most recently the Lady Yellowjackets were a perfect 34-0 before seeing their season abruptly end prior to the Class A state semifinals due to the COVID-19 pandemic.

Trevathan received his bachelor's degree in history in 2000 from Union University where he was also a member of the golf program from 1996-2000. He is married to the former Leah Waddell and has three children, Halle, Lila and Lane.

# JASMINE NEWSOME

Assistant Coach | Sixth Year



Jasmine Newsome continues her different role on the UT Martin women's basketball staff as an assistant coach for the sixth season after ranking as one of the program's all-time greats. During her tenure with the Skyhawks, Newsome helped lead the squad to the four OVC Tournament titles and four consecutive NCAA Tournament appearances.

During her coaching stint with the Skyhawk, Newsome has seen the program win an OVC regular season title during the 2015-16 and 2019-20 seasons along with three of the program's 20-win seasons. The Skyhawks also clinched a berth in the 2016, 2018 and 2020 Women's NIT.

Newsome has worked with seven All-OVC honorees in Ashton Feldhaus, Haley Howard, Chelsey Perry, Emanyte Robertson, Kendall Spray, Myah Taylor and Maddie Waldrop. Howard, Perry, Robertson, Spray and Waldrop each earned first team accolades while the others earned second team honors.

Newsome rejoined the Skyhawks after a stellar career which saw the former guard rank as the program and Ohio Valley Conference's second all-time scorer with 2,566 career points. She was twice named OVC Player of the Year while notching three Defensive Player of the Year awards. A four-time All-OVC first team selection, Newsome became the program's first Associated Press All-American following her junior campaign.

Additional accolades include being named Tennessee Sports Hall of Fame Amateur Athlete of the Year along being tabbed College Sports Madness All Mid-Major Player of the Year and a first team All-American selection by the publication. She started every game of her 131 game career, while setting program single game records in points and assists. She tallied 44 points in a victory over Quinnipiac before setting a new assist record on senior night with 14 assists against Austin Peay.

Newsome holds UT Martin records for: single game points (44, 2013); single game three-point field goals made (nine, 2011); single game three-point field goals attempted (16, 2011); single game free throws made (16, two occasions); single game free throws attempted (20, 2012); single game assists (14, 2014); single season points (770, 2013); single season free throws made (167, 2013); single season assists (193, 2012); career free throws made (611); career assists (681).

Newsome earned her bachelor's degree from UT Martin in 2014 with a degree in health and human performance.







## DAVID HART

Assistant Coach | 10th Year



David Hart enters his 10th season as an assistant coach with the Skyhawk women's basketball program.

Hart initially joined the program during the 2010-11 season as a volunteer assistant, serving in that role for three years. Following a one year hiatus, Hart returned to the bench prior to the 2014-15 seasons as the program's top recruiter.

During his tenure with the program, the Skyhawks have notched eight postseason berths including three NCAA Tournament berths in 2011, 2012 & 2013 while clinching bids to the Women's NIT in 2015, 2016, 2018 and 2020. The Skyhawks have also registered seven 20-win seasons while posting seven All-OVC first team performances and three All-Americans.

Hart has been involved in the women's basketball game for nearly 15 years at the AAU, high school and collegiate levels. As a coach, he led the Tennessee Wings to a pair of top-10 finishes nationally. Hart also served as a volunteer assistant basketball coach at Westview High School in Martin, teaming with Skyhawk head coach Kevin McMillan for two state tournament appearances in 2001 and 2003, where the Chargers placed runner-up. He also reached the state tournament as a member of the staff in 2006 and 2009.

Hart is a 1991 graduate of UT Martin with a degree in accounting. He is also a licensed Certified Public Accountant and a partner at Alexander Thompson Arnold CPAs. Hart resides with his wife Dana, and two sons Nick and Kyle in Martin.



## KELSEY JOHNSON

Graduate Assistant | Second Year



Kelsey Johnson enters her second season as a graduate assistant with the Skyhawk women's basketball program.

Before UT Martin, Johnson spent two seasons at Northwestern Ohio where she was an assistant coach and junior varsity head coach during the 2018-19 season. She also served as a graduate assistant at UNOH during the 2017-18 campaign.

While on staff at UNOH, she contributed to the development of Wolverine-Hoosier Athletic Conference standout Kierra Billingsley who earned first team all-defense along with second team all-conference honors while Emily Patton earned all-conference second team honors along with being named WHAC Newcomer of the Year. She also assisted in the maturation of forward Fataya Larry which went on to rank seventh nationally in rebounding en route to second team all-conference and all-defensive team honors.

Prior to her time at Northwestern Ohio, she was an assistant coach at her alma mater Dean College during the 2016-17 season following a brief stay as an assistant coach at Old Rochester Regional High School in 2015-16.

A native of East Freetown, Massachusetts, Johnson played collegiately at Dean College from 2011-13 before suffering a career-ending injury. Prior to her injury, she averaged 10.8 points, 3.0 rebounds, 2.6 assists and 2.5 steals per game as a freshman while increasing her totals to 11.8 points, 3.1 rebounds and 2.2 assists per game as a sophomore. She prepped at Old Rochester Regional High School where she was a prep standout, ranking as the top scorer in the area as a sophomore while garnering four conference and regional honors.

Johnson graduated with a bachelor's degree in psychology with Magna Cum Laude honors in 2016 from Bridgewater State University. She also received an associated degree at Dean College in 2013. She is currently pursuing a Master's degree at UT Martin.



## DARBY MAGGARD

Graduate Assistant | First Year



Darby Maggard enters her first season as a graduate assistant women's basketball coach at UT Martin.

Prior to UT Martin, Maggard was a decorated champion within the Ohio Valley Conference at member school Belmont. While with the Bruins, Maggard led the program to four consecutive OVC Tournament titles, four NCAA Tournament appearances and three regular season championships. She was named the 2019 OVC Player of the Year, Tennessee Sports Writers Association Player of the Year and OVC Female Athlete of the Year while tallying four straight All-OVC first team and OVC All-Tournament team honors for her career.

The All-American and winner of the 2019 State Farm College 3-Point Championship left Belmont as the program's all-time leader in three-point field goals (430), three-point field goal percentage (43.1 percent) and free throw percentage (92.4 percent). She also became just the fourth player in Bruin history and first in the team's Division I era to eclipse 2,000 career points (2,031). Additionally, she is the only player in NCAA history to dish out at least 650 career assists while also making more than 400 three-pointers. Her record-breaking career includes league marks for career three-point field goals (430) and consecutive free throws made (45).

Following her standout collegiate career, Maggard spent one season as a professional, inking a contract to play for the Liffey Celtics of the Irish Super League in Ireland.

A prep standout performer at Fort Wayne Canterbury High School, Maggard was the 2015 Indiana Miss Basketball runner-up. She was also named to the Indiana All-Star Team and was a McDonald's All-America nominee. Other honors included being named the 21 Alive Fort Wayne Girls Basketball Player of the Year, News Sentinel Player of the Year along with four all-area and all-state honors. She set two FWC records with the most points (47) and most assists (17) in a single game while averaging 28.1 points and 7.7 assists per game as a senior. The ESPNW ranked No. 94 prospect led her squad to back-to-back state titles in 2012 and 2013.

Maggard earned her bachelor's degree from Belmont in 2019 with a degree in psychology.

## STACIE EVANS

Director of Operations | 11th Year



Stacie Evans enters her 11th season with the women's basketball program, while entering her fifth year as the Director of Operations.

Evans transitions from her position as the Academic Support Services Coordinator in the UT Martin Department of Intercollegiate Athletics to move up a seat on the bench after serving as the team's academic coach while assisting with team travel operations for the previous five seasons.

During her tenure with the program, the Skyhawks have won four Ohio Valley Conference Tournament championships, appeared in four NCAA Tournaments, tallied four OVC regular season championships and earned three bids to the Women's NIT. The Skyhawks have also registered six 20-win seasons while posting five All-OVC first team performers and a pair of Associated Press All-Americans.

Evans is no stranger to head coach Kevin McMillan with their history dating back to her high school career. She spent her senior year as a student-athlete under McMillan in his first season at Westview High School.

Evans, a Martin native, graduated from UT Martin in 2004, earning a bachelor's degree in health and human performance with a concentration in sports management.







## KELLI POLIZZI

Athletic Trainer | Third Year



Kelli Polizzi was named Skyhawk head athletic trainer in October 2018 after joining UT Martin's athletic training staff in June 2018. Boasting over 15 years of experience in the areas of evaluation, assessment and rehabilitation, Polizzi works directly with the Skyhawk women's basketball program while supervising the main UT Martin athletic training room located in the Skyhawk Fieldhouse.

Before coming to UT Martin, Polizzi served as head athletic trainer at Cumberland University in Lebanon, Tenn. She worked closely with the Phoenix women's basketball and tennis programs while also overseeing administration for the athletic training department since the summer of 2016.

Polizzi spent five years over two stints at Benedictine College in Atchison, Kan. before joining the Cumberland staff. While at BC, she oversaw the softball, men's soccer, women's soccer, volleyball, women's basketball and baseball programs for evaluation, assessment, rehabilitation and documentation of injuries. She also served as a part-time faculty member in the ATEP and Health, Wellness and Exercise Science department.

A Monroe City, Mo. native, Polizzi worked two stints at Progressive Rehabilitation Associates in Iowa City, Iowa. She covered local high school athletic events and made weekly school visits to assess and evaluate as well as document injuries. She ran training sessions for area businesses and factories, educating on employee triage for industrial settings while writing essential function profiles for statewide businesses.

Polizzi spent one year at Augustana College in Rock Island, Ill., where she covered men's and women's cross country and track and field as well as the men's and women's tennis programs. She also spent one year working with the women's basketball team at Utah Valley University in Orem, Utah. Polizzi also worked at Unite Point Health in Cedar Rapids, Iowa. She covered the Cedar Rapids RoughRiders Junior Hockey tryouts, the Cedar Rapids Metro Youth Football Academy games and the Iowa Winter Games.

Polizzi received her bachelor's degree in athletic training from Culver-Stockton College in 2006 and earned her Master's degree in secondary education from Central Methodist University in 2008. She is married to Chris Polizzi, who is an assistant football coach at UT Martin.

## ALEX BOGGIS

Sports Information Director | Seventh Year



Alex Boggis has worked in the UT Martin sports information office since 2012. At UT Martin, Boggis is the media contact for football, women's basketball, soccer and softball along with both cross country and track teams. Boggis also serves on the statistician crew at most Skyhawk home events, produces media guides, game day programs, press releases, and serves as a media host and coordinating event operations. His responsibilities include serving as the department's lead graphic designer - responsible for social media content, marketing pieces, along with stadium and arena branding throughout the campus.

While at UT Martin, Boggis has taken part in several other sports information ventures. He has served as an official statistician for the 2014 NCAA Women's Basketball Final Four in Nashville, serving in that role for all three games - including the nationally championship between undefeated foes Notre Dame and Connecticut.

Since 2012, he has served on the official statistician crew at the Ohio Valley Conference men's and women's basketball tournament in Nashville, where he was part of the team responsible for all stats from the tournament. He also served in that same role for the 2012 NCAA Men's Basketball Tournament Second/Third Rounds, also held in Nashville. Boggis was also Tournament Director of the 2012 and 2018 OVC Soccer Tournament, held in Martin, Tenn. after serving as the tournament's head statistician in 2011. He also accepted the role of the official scorer for the OVC Softball Championship - held in Oxford, Ala. - since 2016.

A native of Pinckneyville, Ill., Boggis graduated from UT Martin in 2011, earning a bachelor's degree in business administration with a concentration in marketing. He later earned his Master's in business administration from UTM in the spring of 2013. He worked as a graduate assistant in the sports information office for one year and was the secondary contact for football, women's basketball and softball, and also the head researcher and designer for basketball and softball media guides. He spent his undergraduate years (2007-11) as the head manager for the UT Martin men's basketball team, serving that role during the 2008-09 OVC Championship season.

He is a member of both the Tennessee Sportswriters Association and College Sports Information Directors of America (CoSIDA). His UT Martin football schedule poster placed second nationally in the Fall Posters Division of the CoSIDA 2017-18 Publications & Digital Design Contest.

Boggis married Tiffany Carlton in June 2013. The couple resides in Martin and has one son, Liam.



# 20

## PLAYER

# PROFILES

2020-21 ROSTER.....	43
PLAYER BIOS.....	44-62
EMMA DAVIS.....	44
SADE HUDSON.....	45
MACY RIPPY.....	46
SEYGAN ROBINS.....	47
RAEGAN JOHNSON.....	48
DASIA YOUNG.....	49
DEMI BURDICK.....	50-51
ZAIRE HICKS.....	52-53
CHELSEY PERRY.....	54-55
MADDIE WALDROP.....	56-57
DAMIAH GRIFFIN.....	58
HAYLEY HARRISON.....	59
KYANNAH GRANT.....	60
PAIGE PIPKIN.....	61
HALEY NICHOLS.....	62
MANAGERS.....	62
LYDIA HAZELWOOD.....	62
ALLY SMITH.....	62

# 21



# UT MARTIN SKYHAWKS

## 2020-21 WOMEN'S BASKETBALL



**FRONT ROW (L-R):** MACY RIPPY, PAIGE PIPKIN, KYANNAH GRANT, SADE' HUDSON, ZAIRE HICKS, SEYGAN ROBINS AND HAYLEY HARRISON.  
**BACK ROW (L-R):** RAEGAN JOHNSON, HALEY NICHOLS, DEMI BURDICK, CHELSEY PERRY, MADDIE WALDROP, DASIA YOUNG, EMMA DAVIS AND DAMIAH GRIFFIN.

NO.	NAME	POS.	HT.	CLASS	HOMETOWN (PREVIOUS SCHOOL)
0	Emma Davis	G	5-10	Jr.	Harrodsburg, Ky. (Mercer County HS)
2	Sade' Hudson	G	5-8	Jr.	Memphis, Tenn. (Trezevant HS)
3	Macy Rippy	G	5-9	So.	Clarksville, Tenn. (Rossview HS)
5	Seygan Robins	G	5-10	R-So.	Harrodsburg, Ky. (Louisville)
10	Raegan Johnson	F	6-2	So.	Martin, Tenn. (Westview HS)
11	Dasia Young	F	5-11	So.	Jonesboro, Ark. (Nettleton HS)
13	Demi Burdick	F	6-2	Sr.	Marshall, Ill. (Marshall HS)
14	Zaire Hicks	G	5-7	R-Jr.	Memphis, Tenn. (White Station HS)
20	Chelsey Perry	F	6-2	Sr.	Middleton, Tenn. (Middleton HS)
21	Maddie Waldrop	F	6-2	Sr.	Murray, Ky. (Murray HS)
22	Damiah Griffin	F	6-0	R-Jr.	Memphis, Tenn. (White Station HS)
23	Hayley Harrison	F	5-10	R-Fr.	Winchester, Ky. (George Rogers Clark HS)
31	Kyannah Grant	G	5-7	Jr.	Choctaw, Miss. (Choctaw Central HS)
35	Paige Pipkin	G	5-10	R-Jr.	Henderson, Tenn. (Chester County HS)
44	Haley Nichols	F	6-0	Fr.	Avon, Ind. (Avon HS)

### COACHING STAFF

<b>Head Coach:</b>	Kevin McMillan (Rhodes, 1989), 12th season
<b>Assistant Coaches:</b>	Willie Trevathan (Union, 2000), 1st season Jasmine Newsome (UT Martin, 2014), 6th season David Hart (UT Martin, 1991), 10th season
<b>Graduate Assistant:</b>	Kelsey Johnson (Bridgewater State, 2016), 2nd season Darby Maggard (Belmont, 2019), 1st season
<b>Director of Operations:</b>	Stacie Evans (UT Martin, 2004), 11th season

### Pronunciation Guide

2	Sade' Hudson	Shaw-day Hudson
5	Seygan Robins	Say-ghen Robins
11	Dasia Young	Day-shuh Young
14	Zaire Hicks	Zi-air Hicks
22	Damiah Griffin	Duh-my-uh Griffin
31	Kyannah Grant	Key-on-uh Grant





# EMMA DAVIS

GUARD | 5-10 | JUNIOR

HARRODSBURG, KY | MERCER COUNTY HS

0

## AWARDS AND HONORS

- OVC Commissioner's Honor Roll (2018-19, 2019-20)
- Athletic Director's Honor Roll (Fall 2019, Spring 2020)

## 2019-20 SEASON

Played in 27 games for the Skyhawks while earning one start against No. 23 Gonzaga (Nov. 14)...Averaged 0.9 points, 0.6 rebounds, 0.2 assists and 0.5 steals in 5.3 minutes per game...Tallied 24 points, 16 rebounds, five assists and 13 steals...Shot 34.8 percent from the field, 27.8 percent from beyond the arc and 75.0 percent from the free throw line...Scored a season-high six points against Jacksonville State (Feb. 8) with a pair of three-pointers...Hit three-pointers against No. 20 Arkansas (Dec. 29), SIUE (Jan. 25), Jacksonville State (Feb. 8) and Murray State (March 4)...Equalled season-high with three rebounds against IUPUI (Nov. 25), Eastern Kentucky (Jan. 30) and Murray State (March 4)...Notched a season-high with three steals against Jacksonville State (Feb. 8)...Named to OVC Commissioner's Honor Roll...Named to the Athletic Director's Honor Roll in both fall and spring semesters.

## 2018-19 SEASON

Played in 27 games for the Skyhawks while earning one start against Southeast Missouri (Jan. 5)...Averaged 2.9 points, 1.1 rebounds, 0.3 assists, 0.3 steals and 0.1 blocks in 7.9 minutes per game...Tallied 79 points, 29 rebounds, seven assists, nine steals and two blocks...Shot 33.8 percent from the field, 38.6 percent from beyond the arc and 63.6 percent from the free throw line...Scored in double figures twice against Southern Illinois (Nov. 9) and Mississippi Valley State (Dec. 29), including a season-high 11 points against Mississippi Valley State...Made the first six three-point attempts of her career...Knocked down multiple three-point attempts five times on the season, including three against Samford (Nov. 6), Southern Illinois (Nov. 9) and Mississippi Valley State (Dec. 29)...Tallied a season-high three rebounds on four occasions...Named to OVC Commissioner's Honor Roll.

## HIGH SCHOOL

Prepped at Mercer County High School where she played for head coach Chris Souder...Played on the varsity squad since she was in seventh grade...In six season, Davis has tallied 1,269 points, 603 rebounds, 229 steals and 139 assists for her career...As a senior, she averaged 9.1 points, 4.2 rebounds, 1.8 steals and 0.9 assists per game for a squad which posted a 36-3 mark and its second straight KHSAA state championship while being ranked seventh nationally...In the state title game, she scored a team-high 17 points, including going 5-of-6 from beyond the arc to earn a spot on the KHSAA All-Tournament team...Scored a game-high 20 points to garner MVP honors in the Dawahares/Kentucky Association of Basketball Coaches All-Star Game...In her junior season, she averaged 8.5 points, 3.5 rebounds, 1.1 steals and 0.8 assists per game while helping the Titans to a Kentucky state championship in a single-class system with a 31-6 overall mark and a No. 1 ranking...Named to the Kentucky-Indiana All-Star Classic series roster.

## PERSONAL

Born on May 25, 2000...Daughter of Dennis and Tara Davis...Has one sibling, Drew...Majoring in special education, K-12.

## CAREER GAME-BY-GAME STATISTICS

		2018-19																		
Date	Opp	MIN	FGM/A	%	3FG/A	%	FTM/A	%	OFF	DEF	TOT	AVG	PF	AST	T/O	BLK	STL	PTS	AVG	
11/06	Samford	8	3-3	1.000	3-3	1.000	0-0	.000	0	1	1	1.0	1	0	0	0	0	9	9.0	
11/09	Southern Ill.	17	3-3	1.000	3-3	1.000	1-2	.500	0	1	1	1.0	0	0	1	0	0	10	9.5	
11/13	at IUPUI	12	0-3	.000	0-1	.000	0-0	.000	0	1	1	1.0	2	1	1	0	0	0	6.3	
11/17	Arkansas St.	13	2-4	.500	2-4	.500	2-2	1.000	1	1	2	1.3	1	2	0	0	0	8	6.8	
11/19	Christian Bros.	14	1-6	.167	1-5	.200	1-2	.500	2	1	3	1.6	1	0	0	0	0	4	6.2	
11/25	at Northwestern	13	1-6	.167	1-5	.200	0-0	.000	0	0	0	1.3	1	0	0	0	0	3	5.7	
11/28	at Chattanooga	9	2-3	.667	1-2	.500	1-1	1.000	0	0	1	1.3	0	0	0	0	0	6	5.7	
12/04	at #4 Louisville	11	3-5	.600	3-5	.600	0-0	.000	0	1	1	1.3	0	0	2	0	1	9	6.1	
12/09	at Lipscomb	15	1-6	.167	1-6	.167	1-2	.500	0	3	3	1.4	1	0	1	0	1	4	5.9	
12/29	Mississippi Val.	16	4-8	.500	3-5	.600	0-0	.000	1	2	3	1.6	2	2	4	0	1	11	6.4	
01/03	at Eastern Illinois	6	0-1	.000	0-1	.000	0-0	.000	0	1	1	1.5	0	0	2	0	0	0	5.8	
01/05	at Southeast Missouri	17*	1-5	.200	1-3	.333	0-0	.000	0	1	1	1.5	0	0	1	0	0	3	5.6	
01/10	Murray St.	7	0-4	.000	0-2	.000	0-0	.000	0	0	0	1.4	1	0	0	0	1	0	5.2	
01/12	Austin Peay	6	1-4	.250	1-3	.333	0-0	.000	1	0	1	1.4	1	0	0	0	0	3	5.0	
01/17	at Eastern Kentucky	9	1-2	.500	1-2	.500	0-0	.000	1	0	1	1.3	1	1	1	0	0	3	4.9	
01/19	at Morehead State	4	0-0	.000	0-0	.000	0-0	.000	0	1	1	1.3	0	0	0	0	1	0	4.6	
01/24	Eastern Illinois	3	0-0	.000	0-0	.000	0-0	.000	0	1	1	1.3	0	0	0	0	0	0	4.3	
01/26	SIUE	1	0-0	.000	0-0	.000	0-0	.000	0	0	0	1.2	0	0	0	0	0	0	4.1	
02/02	at Belmont	13	2-6	.333	1-3	.333	1-2	.500	1	1	2	1.3	1	1	2	0	0	6	4.2	
02/07	Jacksonville St.	1	0-0	.000	0-0	.000	0-0	.000	0	0	0	1.2	1	0	0	0	0	0	4.0	
02/09	Tennessee Tech	3	0-0	.000	0-0	.000	0-0	.000	0	2	2	1.2	0	0	0	0	1	0	3.8	
02/16	at SIUE	4	0-1	.000	0-1	.000	0-0	.000	0	0	0	1.2	0	0	0	0	1	0	3.6	
02/21	at Murray St.	4	0-2	.000	0-2	.000	0-0	.000	1	2	3	1.3	0	0	0	0	1	1	0	3.4
02/23	at Austin Peay	4	0-2	.000	0-1	.000	0-0	.000	0	0	0	1.2	1	0	1	0	0	0	3.3	
03/02	Tennessee State	1	0-0	.000	0-0	.000	0-0	.000	0	0	0	1.2	0	0	0	0	0	0	3.2	
03/07	vs Murray St.	1	0-0	.000	0-0	.000	0-0	.000	0	0	0	1.1	0	0	0	0	0	0	3.0	
03/09	vs Belmont	1	0-0	.000	0-0	.000	0-0	.000	0	0	0	1.1	0	0	0	0	0	0	2.9	
Total		213	25-74	.338	22-57	.386	7-11	.636	9	20	29	1.1	15	7	17	2	9	79	2.9	

		2019-20																	
Date	Opp	MIN	FGM/A	%	3FG/A	%	FTM/A	%	OFF	DEF	TOT	AVG	PF	AST	T/O	BLK	STL	PTS	AVG
11/06	at Saint Louis	2	0-1	.000	0-1	.000	0-0	.000	0	0	0	0.0	1	0	0	0	0	0	0.0
11/11	at #13 Mississippi St.	5	0-1	.000	0-1	.000	0-0	.000	0	0	0	0.0	0	1	0	0	0	1	0.0
11/14	at #23 Gonzaga	3	0-0	.000	0-0	.000	0-0	.000	0	1	1	0.3	1	0	0	0	0	0	0.0
11/21	Samford	5	0-0	.000	0-0	.000	0-0	.000	1	0	1	0.5	0	0	0	0	0	0	0.0
11/25	IUPUI	11	0-2	.000	0-2	.000	0-0	.000	0	3	3	1.0	2	0	0	0	1	0	0.0
11/30	at Illinois State	6	0-1	.000	0-1	.000	0-0	.000	0	0	0	0.8	0	0	1	0	0	0	0.0
12/03	at Southern Ill.	4	0-0	.000	0-0	.000	0-0	.000	0	0	0	0.7	1	0	0	0	0	0	0.0
12/08	Chattanooga	8	0-0	.000	0-0	.000	0-0	.000	0	0	0	0.6	0	0	0	0	0	1	0.0
12/16	Lipscomb	2	0-0	.000	0-0	.000	0-0	.000	0	0	0	0.6	0	0	0	1	0	0	0.0
12/29	at #20 Arkansas	4	1-1	1.000	0-0	.000	0-0	.000	1	0	1	0.6	0	0	0	1	0	2	0.2
01/02	at Murray St.	3	0-0	.000	0-0	.000	0-0	.000	0	1	1	0.6	0	0	0	0	0	0	0.2
01/09	Tennessee St.	2	0-0	.000	0-0	.000	0-0	.000	0	0	0	0.6	1	0	1	0	0	0	0.2
01/16	Murray St.	14	2-4	.500	1-2	.500	0-0	.000	0	0	0	0.5	1	1	0	0	0	1	0.5
01/18	Austin Peay	8	0-1	.000	0-1	.000	3-4	.750	0	1	1	0.6	1	0	0	0	0	1	0.7
01/23	at Eastern Illinois	3	0-0	.000	0-0	.000	0-0	.000	0	0	0	0.5	0	1	0	0	0	1	0.7
01/25	at SIUE	8	1-3	.333	1-2	.500	0-0	.000	0	0	0	0.5	0	0	1	0	1	3	0.8
01/30	at Eastern Kentucky	12	1-1	1.000	0-0	.000	0-0	.000	0	3	3	0.6	0	0	1	0	1	2	0.9
02/01	at Morehead State	1	0-0	.000	0-0	.000	0-0	.000	0	0	0	0.6	0	0	0	0	0	0	0.8
02/06	Tennessee Tech	2	0-0	.000	0-0	.000	0-0	.000	0	0	0	0.6	1	0	0	0	0	0	0.8
02/08	Jacksonville St.	11	2-4	.500	2-4	.500	0-0	.000	0	1	1	0.6	0	1	1	0	3	6	1.1
02/13	at Southeast Missouri	1	0-0	.000	0-0	.000	0-0	.000	0	0	0	0.6	1	0	0	0	0	0	1.0
02/15	at Eastern Illinois	2	0-0	.000	0-0	.000	0-0	.000	0	1	1	0.6	1	0	0	0	0	0	1.0
02/20	at Tennessee Tech	1	0-1	.000	0-1	.000	0-0	.000	0	0	0	0.6	0	0	0	0	0	0	0.9
02/22	at Jacksonville St.	2	0-1	.000	0-1	.000	0-0	.000	0	0	0	0.5	1	0	0	0	0	0	0.9
02/27	SIUE	3	0-0	.000	0-0	.000	0-0	.000	0	0	0	0.5	1	0	0	0	0	1	0.8
03/04	vs Murray St.	20	1-2	.500	1-2	.500	0-0	.000	1	2	3	0.6	2	2	2	0	1	3	0.9
03/07	vs Southeast Missouri	1	0-0	.000	0-0	.000	0-0	.000	0	0	0	0.6	0	0	0	0	0	0	0.9
Total		144	8-23	.348	5-18	.278	3-4	.750	3	13	16	0.6	16	5	10	0	13	24	0.9

## EMMA DAVIS CAREER STATISTICS

Year	GP-GS	Min	Avg	FG-A	Pct	3FG-A	Pct	FT-A	Pct	Off	Def	Tot	Avg	PF	A	TO	Blk	Stl	Pts	Avg
18-19	27-1	214	7.9	25-74	.338	22-57	.386	7-11	.636	9	20	29	1.1	16	7	17	2	9	79	2.9
19-20	27-1	144	5.3	8-23	.348	5-18	.278	3-4	.750	3	13	16	0.6	16	5	10	0	13	24	0.9
Total	54-2	358	6.6	33-97	.340	27-75	.360	10-15	.667	12	33	45	0.8	32	12	27	2	22	103	1.9

## SKYHAWK CAREER BESTS

Points: 11 vs. Mississippi Valley State (12/29/18)

Assists: 2, 3x, last vs. Murray State (3/4/20)

Field Goals Made: 4 vs. Mississippi Valley State (12/29/18)

3-Pointers Made: 3, 5x, last vs. Mississippi Valley State (12/29/18)

Free Throws Made: 3 vs. Austin Peay (1/18/20)

Rebounds: 3, 5x, last vs. IUPUI (11/25/19)

Steals: 3 vs. Jacksonville State (2/8/20)

Attempted: 8 vs. Mississippi Valley State (12/29/18)

Attempted: 6 at Lipscomb (12/9/18)

Attempted: 4 vs. Austin Peay (1/18/20)

Blocks: 1, 2x, last at Murray State (2/21/19)



# SADE' HUDSON

GUARD | 5-8 | JUNIOR

2

MEMPHIS, TENN | TREZEVANT HS



## AWARDS AND HONORS

- Athletic Director's Honor Roll (Spring 2020)

## 2019-20 SEASON

Played in 14 games for the Skyhawks while earning one start against Lipscomb (Dec. 16)...Averaged 3.8 points, 1.5 rebounds, 1.1 assists and 0.9 steals in 14.9 minutes per game...Tallied 53 points, 21 rebounds, 16 assists, 12 steals and one block...Shot 36.9 percent from the field, 15.4 percent from beyond the arc and 27.3 percent from the free throw line...Scored in double figures three times against Samford (Nov. 21), Lipscomb (Dec. 16) and Murray State (March 4)...Best game of the season came against Lipscomb (Dec. 16) with 14 points, six rebounds, three assists and three steals in 39 minutes of action...Dished out a season-high four assists against Murray State (March 4)...Swiped three steals against Samford (Nov. 21) and Lipscomb (Dec. 16)...Named to Athletic Director's Honor Roll for spring semester.

## 2018-19 SEASON

Played in 28 games for the Skyhawks...Averaged 4.2 points, 1.5 rebounds, 1.1 assists and 0.9 steals in 10.7 minutes per game...Tallied 118 points, 42 rebounds, 32 assists, 25 steals and one block...Shot 31.3 percent from the floor, 16.7 percent from beyond the arc and 65.9 percent from the free throw line...Scored in double figures twice against Southern Illinois (Nov. 9) and Mississippi Valley State (Dec. 9), including a season-high 14 points against Southern Illinois...Tallied a season-high five rebounds at IUPUI (Nov. 13)...Dished out a season-high three assists on four occasions against Northwestern (Nov. 25), No. 4 Louisville (Dec. 4), Eastern Illinois (Jan. 24) and SIUE (Feb. 16)...Notched eight multi-steal outings, including a season-high four against Southeast Missouri (Feb. 14)...Recorded a block against Tennessee Tech (Feb. 9).

## HIGH SCHOOL

Prepped at Trezevant High School where she played for head coach Brandon Hill...Named to the Tennessee Sports Writers Association AA All-State squad...Scored 35 points in the Shelby County Interscholastic Athletic Association's AA championship game...An explosive scorer, Hudson averaged 24.8 points, 5.7 rebounds, 5.4 steals and 1.7 assists per game as a junior...Honored for her strong campaign by earning a spot on the Commercial Appeal A-AA All-Metro Team...Averaged 22.3 points, 3.2 rebounds and 1.3 assists per game as a sophomore.

## PERSONAL

Born on Nov. 8, 1999...Daughter of Leia Hudson and granddaughter of Mary Tate-Evans...Has three siblings, Montrez, Adrian and Jasmine...Majoring in communications.

## CAREER GAME-BY-GAME STATISTICS

		2018-19																	
Date	Opp	MIN	FGM/A	%	3FG/A	%	FTM/A	%	OFF	DEF	TOT	AVG	PF	AST	T/O	BLK	STL	PTS	AVG
11/06	Samford	14	2-5	.400	0-0	.000	5-10	.500	1	3	4	4.0	4	2	2	0	0	9	9.0
11/09	Southern Ill.	11	4-7	.571	0-2	.000	6-7	.857	0	1	1	2.5	2	0	4	0	0	14	11.5
11/13	at IUPUI	15	2-9	.222	0-4	.000	0-1	.000	2	3	5	3.3	2	2	2	0	0	4	9.0
11/17	Arkansas St.	11	2-7	.286	0-2	.000	0-0	.000	0	0	0	2.5	4	2	0	0	1	4	7.8
11/19	Christian Bros.	15	1-11	.091	0-5	.000	2-4	.500	2	2	4	2.8	0	0	4	0	3	4	7.0
11/25	at Northwestern	11	0-2	.000	0-1	.000	0-0	.000	0	0	0	2.3	1	3	1	0	2	0	5.8
11/28	at Chattanooga	7	0-2	.000	0-1	.000	0-2	.000	0	0	0	2.0	0	1	0	0	0	0	5.0
12/04	at #4 Louisville	10	2-6	.333	0-2	.000	3-3	1.000	0	1	1	1.9	2	3	2	0	2	7	5.3
12/09	at Lipscomb	8	0-1	.000	0-1	.000	0-0	.000	0	0	0	1.7	4	2	2	0	3	0	4.7
12/19	UA Huntsville	11	3-6	.500	0-0	.000	1-1	1.000	2	0	2	1.7	3	0	3	0	1	7	4.9
12/29	Mississippi Val.	8	3-4	.750	2-2	1.000	3-3	1.000	1	1	2	1.7	1	2	2	0	0	11	5.5
01/03	at Eastern Illinois	5	0-0	.000	0-0	.000	0-0	.000	0	0	0	1.6	1	1	0	0	0	0	5.0
01/12	Austin Peay	5	2-2	1.000	0-0	.000	1-1	1.000	0	0	0	1.5	0	0	1	0	0	5	5.0
01/17	at Eastern Kentucky	14	8-8	.375	3-6	.500	0-0	.000	0	2	2	1.5	1	2	1	0	1	9	5.3
01/19	at Morehead State	4	0-6	.000	0-1	.000	0-0	.000	1	1	2	1.5	3	0	0	0	0	0	4.9
01/24	Eastern Illinois	15	3-5	.600	0-1	.000	1-2	.500	1	0	1	1.5	0	3	3	0	2	7	5.1
01/26	SIUE	8	2-4	.500	1-1	1.000	0-0	.000	1	3	4	1.6	1	1	2	0	0	5	5.1
01/31	at Tennessee State	12	1-5	.200	0-2	.000	0-0	.000	0	1	1	1.6	4	1	1	0	0	2	4.9
02/07	Jacksonville St.	15	1-4	.250	0-1	.000	0-0	.000	2	1	3	1.7	1	0	0	0	2	2	4.7
02/09	Tennessee Tech	4	0-0	.000	0-0	.000	0-0	.000	0	0	0	1.6	3	0	1	1	0	0	4.5
02/14	Southeast Missouri	14	1-6	.167	0-2	.000	3-4	.750	1	2	3	1.7	1	0	4	0	4	5	4.5
02/16	at SIUE	18	3-11	.273	0-1	.000	1-2	.500	1	1	2	1.7	0	3	0	0	3	7	4.6
02/21	at Murray St.	18	0-5	.000	0-2	.000	0-0	.000	1	2	3	1.7	2	2	0	0	0	0	4.4
02/23	at Austin Peay	14	3-5	.600	0-0	.000	0-0	.000	0	0	0	1.7	2	1	1	0	0	6	4.5
02/28	Belmont	12	2-3	.667	1-2	.500	0-0	.000	1	1	2	1.7	1	1	1	0	1	5	4.5
03/02	Tennessee State	16	1-6	.167	0-3	.000	3-4	.750	0	0	0	1.6	1	0	0	0	0	5	4.5
03/07	vs Murray St.	3	0-1	.000	0-0	.000	0-0	.000	0	0	0	1.6	0	0	0	0	0	0	4.4
03/08	vs Morehead St.	1	0-0	.000	0-0	.000	0-0	.000	0	0	0	1.5	0	0	0	0	0	0	4.2
Total		299	41-131	.313	7-42	.167	29-44	.659	17	25	42	1.5	44	32	37	1	25	118	4.2

Date	Opp	2019-20																	
		MIN	FGM/A	%	3FG/A	%	FTM/A	%	OFF	DEF	TOT	AVG	PF	AST	T/O	BLK	STL	PTS	AVG
11/06	at Saint Louis	9	0-2	.000	0-0	.000	0-0	.000	2	0	2	2.0	2	0	1	0	1	0	0.0
11/11	at #10 Mississippi St.	4	0-1	.000	0-0	.000	0-2	.000	0	0	0	1.0	2	0	1	0	0	0	0.0
11/21	Samford	27	4-11	.364	0-1	.000	2-2	1.000	0	1	1	1.0	1	2	1	0	3	10	3.3
11/25	IUPUI	18	2-5	.400	0-1	.000	0-0	.000	1	1	2	1.3	3	1	3	0	1	4	3.5
11/30	at Illinois State	20	2-7	.286	0-1	.000	0-2	.000	1	0	1	1.2	2	0	1	0	1	4	3.6
12/03	at Southern Ill.	3	0-0	.000	0-0	.000	0-0	.000	1	0	1	1.2	1	0	2	0	0	0	3.0
12/08	Chattanooga	15	2-2	1.000	0-0	.000	0-0	.000	0	1	1	1.1	2	2	2	0	2	4	3.1
12/16	Lipscomb	39*	6-16	.375	1-7	.143	1-3	.333	1	5	6	1.8	4	3	1	0	3	14	4.5
12/19	#6 Louisville	28	1-6	.167	0-1	.000	0-2	.000	0	0	0	1.6	2	2	1	0	1	2	4.2
12/29	at #20 Arkansas	11	0-4	.000	0-1	.000	0-0	.000	1	0	1	1.5	2	2	3	0	0	0	3.8
01/02	at Murray St.	9	0-0	.000	0-0	.000	0-0	.000	0	1	1	1.5	3	0	0	0	0	0	3.5
01/04	at Austin Peay	1	0-0	.000	0-0	.000	0-0	.000	0	0	0	1.3	1	0	1	0	0	0	3.2
03/04	vs Murray St.	19	5-8	.625	1-1	1.000	0-0	.000	1	3	4	1.5	3	4	0	1	0	11	3.8
03/07	vs Southeast Missouri	6	2-3	.667	0-0	.000	0-0	.000	1	0	1	1.5	1	0	0	0	0	4	3.8
Total		209	24-65	.369	2-13	.154	3-11	.273	9	12	21	1.5	29	16	17	1	12	53	3.8

## SADE' HUDSON CAREER STATISTICS

Year	GP-GS	Min	Avg	FG-A	Pct	3FG-A	Pct	FT-A	Pct	Off	Def	Tot	Avg	PF	A	TO	Blk	Stl	Pts	Avg
18-19	27-1	214	7.9	25-74	.338	22-57	.386	7-11	.636	9	20	29	1.1	16	7	17	2	9	79	2.9
19-20	14-1	209	14.9	24-65	.369	2-13	.154	3-11	.273	9	12	21	1.5	29	16	17	1	12	53	3.8
Total	42-1	508	12.1	65-196	.332	9-55	.164	32-55	.582	26	37	63	1.5	77	48	54	2	37	171	4.1

## SKYHAWK CAREER BESTS

Points: 14, 2x, last vs. Lipscomb (12/16/19)

Assists: 4 vs. Murray State (3/4/20)

Field Goals Made: 6 vs. Lipscomb (12/16/19)

3-Pointers Made: 3 at Eastern Kentucky (1/17/19)

Free Throws Made: 6 vs. Southern Illinois (11/9/18)

Rebounds: 6 vs. Lipscomb (12/16/19)

Steals: 4 vs. Southeast Missouri (2/14/19)

Attempted: 16 vs. Lipscomb (12/16/19)

Attempted: 7 vs. Lipscomb (12/16/19)

Attempted: 10 vs. Samford (11/6/18)

Blocks: 1 vs. Tennessee Tech (2/9/19)





# MACY RIPPY

GUARD | 5-9 | SOPHOMORE

CLARKSVILLE, TENN | ROSSVIEW HS

3

## Awards and Honors

- OVC Commissioner's Honor Roll: (2019-20)
- Athletic Director's Honor Roll (Fall 2019, Spring 2020)

## 2019-20 Season

Played in 20 games for the Skyhawks...Averaged 0.6 points, 0.4 rebounds, 0.3 assists and 0.1 steals in 4.1 minutes per game...Tallied 11 points, seven rebounds, five assists and one steal...Shot 13.0 percent from the field and 71.4 percent from the free throw line...Scored multiple points against No. 23 Gonzaga (Nov. 14), No. 20 Arkansas (Dec. 29), Murray State (Jan. 2) and Eastern Kentucky (Jan. 30)...Scored a season-high three points at Eastern Kentucky (Jan. 30)...Tallied a season-high four rebounds against No. 20 Arkansas (Dec. 29)...Notched her lone steal against Murray State (March 4)...Named to OVC Commissioner's Honor Roll...Named to Athletic Director's Honor Roll in both the fall and spring semesters.

## High School

Prepped at Rossview High School where she played for head coach Justin Woods...Led her squad to a 25-4 record as a senior, averaging 15.2 points, 3.3 rebounds, 2.2 assists, 2.3 steals and 0.3 blocks per game...Tallied 22 games in double figures...Scored 20 or more points in four straight games - including a season-high 28 points against Northeast...Became a member of Rossview's 1,000-point club...As a junior, she averaged 12.8 points, 3.2 rebounds, 2.4 assists and 1.6 steals per game to earn Leaf-Chronicle All-Area honors...Two-time District 10-AAA selection...Tallied 1,225 points, 312 rebounds, 228 assists and 180 steals for her career.

## Personal

Born on December 29, 2000...Daughter of Brandon and Lori Rippey...Has two siblings, Alexa and Bryant...Majoring in business.

## Career Game-By-Game Statistics

Date	Opp	2019-20															
		MIN	FG/A	%	3FG/A	%	FTM/A	%	OFF	DEF	TOT	AVG	PF	AST	T/O	BLK	STL
11/11	at #10 Mississippi St.	13	0-4	.000	0-3	.000	0-0	.000	0	0	0	0.0	2	1	1	0	0
11/14	at #23 Gonzaga	10	0-0	.000	0-0	.000	2-2	1.000	0	0	0	0.0	1	0	2	0	0
11/30	at Illinois State	7	0-3	.000	0-0	.000	0-0	.000	0	0	0	0.0	0	0	0	0	0
12/03	at Southern Ill.	8	0-2	.000	0-2	.000	0-0	.000	0	0	0	0.0	0	1	0	0	0
12/08	Chattanooga	5	0-0	.000	0-0	.000	1-2	.500	0	1	1	0.2	0	1	1	0	0
12/16	Lipscomb	0	0-1	.000	0-1	.000	0-0	.000	0	0	0	0.0	0	0	0	0	0
12/29	at #20 Arkansas	8	1-4	.250	0-3	.000	0-0	.000	0	4	4	0.7	0	0	1	0	0
01/02	at Murray St.	4	1-4	.250	0-2	.000	0-0	.000	0	0	0	0.6	1	0	0	0	0
01/09	Tennessee St.	2	0-2	.000	0-2	.000	0-0	.000	0	0	0	0.6	1	0	0	0	0
01/16	Murray St.	4	0-0	.000	0-0	.000	0-0	.000	0	0	0	0.5	1	0	0	0	0
01/25	at SIUE	4	0-1	.000	0-0	.000	0-0	.000	0	0	0	0.5	1	1	1	0	0
01/30	at Eastern Kentucky	2	1-1	1.000	0-0	.000	1-1	1.000	0	0	0	0.4	0	0	0	0	0
02/01	at Morehead State	1	0-0	.000	0-0	.000	0-0	.000	0	0	0	0.4	0	0	0	0	0
02/08	Jacksonville St.	1	0-0	.000	0-0	.000	0-0	.000	0	0	0	0.4	1	0	0	0	0
02/15	Eastern Illinois	2	0-1	.000	0-0	.000	0-0	.000	1	0	1	0.4	1	1	0	0	0
02/20	at Tennessee Tech	1	0-0	.000	0-0	.000	0-0	.000	0	0	0	0.4	0	0	0	0	0
02/22	at Jacksonville St.	1	0-0	.000	0-0	.000	0-0	.000	0	0	0	0.4	0	0	0	0	0
02/27	SIUE	2	0-0	.000	0-0	.000	0-0	.000	0	0	0	0.3	0	0	1	0	0
03/04	vs Murray St.	6	0-0	.000	0-0	.000	1-2	.500	0	1	1	0.4	0	0	0	0	1
03/07	vs Southeast Missouri	1	0-0	.000	0-0	.000	0-0	.000	0	0	0	0.4	0	0	0	0	0
Total		82	3-23	.130	0-13	.000	5-7	.714	1	6	7	0.4	9	5	7	0	11

## MACY RIPPY CAREER STATISTICS

Year	GP-GS	Min	Avg	FG-A	Pct	3FG-A	Pct	FT-A	Pct	Off	Def	Tot	Avg	PF	A	TO	Blk	Stl	Pts	Avg
19-20	20-0	82	4.1	3-23	.130	0-13	.000	5-7	.714	1	6	7	0.4	9	5	7	0	1	11	0.6
Total	20-0	82	4.1	3-23	.130	0-13	.000	5-7	.714	1	6	7	0.4	9	5	7	0	1	11	0.6

## SKYHAWK CAREER BESTS

Points: 2, 3x, last at Murray State (1/2/20)

Assists: 1, 3x, last vs. Chattanooga (12/8/19)

Field Goals Made: 1, 2x, at Murray State (1/2/20)

3-Pointers Made: N/A

Free Throws Made: 2 at No. 23 Gonzaga (11/14/19)

Rebounds: 4 at No. 20 Arkansas (12/29/19)

Steals: 1 vs. Murray State (3/4/20)

Attempted: 4, 3x, at Murray State (1/2/20)

Attempted: 3, 2x, at No. 20 Arkansas (12/29/19)

Attempted: 2 at No. 23 Gonzaga (11/14/19)

Blocks: N/A



# SEYGAN ROBINS

GUARD | 5-10 | R-FRESHMAN

5

HARRODSBURG, KY | MERCER COUNTY HS



## BEFORE UT MARTIN

Played two seasons at Atlantic Coast Conference powerhouse Louisville... Saw action in 28 games while winning a pair of conference championships... Played in just two games before suffering a season-ending injury in 2019-20... As a freshman she averaged 1.6 points, 0.5 rebounds and 0.8 assists in 26 games... Best outing came against Pitt (Jan. 27) where she tallied seven points and three assists in the victory... Scored six points against UT Martin in 2018... Competed at the 2019 USA Basketball Women's 3x3 National Championship... Named to Louisville Dean's List... Garnered a pair of Red & Black Scholar Athlete honors.

## HIGH SCHOOL

Ranked as a highly-decorated prep star at Mercer County High School for head coach Chris Souder... Tabbed Kentucky's 2018 Miss Basketball... 2018 Kentucky Gatorade Player of the Year... Two-time Lexington-Herald All-State first team recipient... Ranked as a five-star prospect... Ranked 38th overall in the class of 2018 according to ESPN HoopGurlz... Rated 12th at the guard position by ESPN... Scout grade of 97 by ESPN... Led the team to back-to-back state titles as a junior and senior with Sweet Sixteen MVP honors in both campaigns... Posted a 127-19 record in four seasons... Tallied 2,500 points, 800 assists and 500 steals for her career... Averaged 21.5 points, 6.0 assists and 2.5 rebounds over her four state tournament contests in 2017... As a senior, averaged 14.6 points and 2.8 rebounds... Tallied 16.5 points, 4.6 assists, 3.1 rebounds and 2.1 steals per game as a junior... Shot 50 percent from the field, 44 percent (87-of-196) from three-point range and 79.5 percent from the free throw line... Tallied 19 points and seven assists in the 85-71 win over Franklin County in the 2017 state championship game.

## PERSONAL

Born on Feb. 17, 1999... Daughter of Brandon and Marta Robins... Has one sibling, Tanner... Majoring in special education.

## CAREER GAME-BY-GAME STATISTICS

		2018-19 (at Louisville)																	
Date	Opp	MIN	FGM/A	%	3FG/A	%	FTM/A	%	OFF	DEF	TOT	AVG	PF	AST	T/O	BLK	STL	PTS	AVG
11/06	at WKU	17	1-5	.200	1-4	.250	0-0	.000	0	0	0	0.0	3	1	2	0	1	3	3.0
11/09	at Chattanooga	6	0-0	.000	0-0	.000	0-0	.000	0	0	0	0.0	1	1	1	0	0	0	1.5
11/19	at Boise St.	2	0-0	.000	0-0	.000	0-0	.000	0	0	0	0.0	0	0	0	0	0	0	1.0
11/24	vs Hartford U	10	2-2	1.000	2-2	1.000	0-0	.000	0	0	0	0.0	2	1	0	0	0	6	2.3
11/26	Miami (OH)	12	0-1	.000	0-1	.000	0-0	.000	0	3	3	0.6	1	1	1	0	1	0	1.8
11/29	Nebraska	3	0-1	.000	0-1	.000	1-2	.500	0	0	0	0.5	1	1	1	0	0	1	1.7
12/02	Tennessee St.	21	0-2	.000	0-2	.000	1-3	.333	0	0	0	0.4	3	2	2	0	1	1	1.6
12/04	UT Martin	19	2-2	1.000	1-1	1.000	1-2	.500	0	0	0	0.4	1	0	1	0	0	6	2.1
12/15	Northern Ky.	14	0-2	.000	0-2	.000	1-2	.500	0	0	0	0.3	2	1	0	0	1	1	2.0
01/06	at Duke	2	0-1	.000	0-0	.000	0-0	.000	0	0	0	0.3	1	1	0	0	0	0	1.8
01/10	at #1 Notre Dame	0	0-0	.000	0-0	.000	0-0	.000	0	0	0	0.3	0	0	0	0	0	0	1.6
01/13	Georgia Tech	1	0-0	.000	0-0	.000	0-0	.000	0	0	0	0.3	0	0	0	0	0	0	1.5
01/17	Virginia	13	1-2	.500	1-2	.500	0-0	.000	0	2	2	0.4	3	2	4	0	1	3	1.6
01/20	at Wake Forest	5	2-2	1.000	1-1	1.000	0-0	.000	0	0	0	0.4	0	0	0	0	0	5	1.9
01/24	at #22 Florida State	1	0-1	.000	0-1	.000	0-0	.000	0	0	0	0.3	0	0	0	0	0	0	1.7
01/27	Pittsburgh	18	3-5	.600	1-3	.333	0-0	.000	1	1	2	0.4	0	3	2	0	1	7	2.1
02/02	at Clemson	4	1-2	.500	1-2	.500	0-0	.000	0	3	3	0.6	0	0	0	0	1	3	2.1
02/07	#15 Syracuse	5	0-1	.000	0-1	.000	0-0	.000	0	1	1	0.6	1	0	2	1	0	0	2.0
02/21	at Virginia	2	0-0	.000	0-0	.000	0-0	.000	0	0	0	0.6	0	0	0	0	0	0	1.9
02/24	Boston College	13	1-3	.333	0-2	.000	1-1	1.000	0	1	1	0.6	0	4	0	0	1	3	2.0
02/28	NC State	4	0-0	.000	0-0	.000	2-2	1.000	0	0	0	0.6	0	0	0	0	0	2	2.0
03/03	at Pitt	4	0-2	.000	0-2	.000	0-0	.000	1	0	1	0.6	0	1	0	0	0	0	1.9
03/10	vs Notre Dame	3	0-1	.000	0-1	.000	0-0	.000	0	0	0	0.6	0	0	0	0	0	0	1.8
03/22	Robert Morris	14	0-2	.000	0-2	.000	0-0	.000	0	0	0	0.5	2	2	1	0	1	0	1.7
03/24	Michigan	2	0-0	.000	0-0	.000	0-0	.000	0	0	0	0.5	0	0	1	0	0	0	1.6
03/29	vs Oregon St.	1	0-0	.000	0-0	.000	0-0	.000	0	0	0	0.5	0	0	0	0	0	0	1.6
Total		196	13-37	.351	8-30	.267	7-12	.583	2	11	13	0.5	21	21	18	1	9	41	1.6

		2019-20 (at Louisville)																	
Date	Opp	MIN	FGM/A	%	3FG/A	%	FTM/A	%	OFF	DEF	TOT	AVG	PF	AST	T/O	BLK	STL	PTS	AVG
11/05	Western Ky.	8	0-0	.000	0-0	.000	0-0	.000	0	1	1	1.0	3	0	2	0	0	0	0.0
11/08	Murray St.	14	0-5	.000	0-4	.000	0-0	.000	0	5	5	3.0	2	1	0	0	2	0	0.0
Total		22	0-5	.000	0-4	.000	0-0	.000	0	6	6	3.0	5	1	2	0	2	0	0.0

## SEYGAN ROBINS CAREER STATISTICS

Year	GP-GS	Min	Avg	FG-A	Pct	3FG-A	Pct	FT-A	Pct	Off	Def	Tot	Avg	PF	A	TO	Blk	Stl	Pts	Avg
18-19*	26-0	196	7.5	13-37	.351	8-30	.267	7-12	.583	2	11	13	0.5	21	21	18	1	9	41	1.6
19-20*	2-0	22	11.0	0-5	.000	0-4	.000	0-0	.000	0	6	6	3.0	5	1	2	0	2	0	0.0
Total	28-0	218	7.8	13-42	.310	8-34	.235	7-12	.583	2	17	19	0.7	26	22	20	1	11	41	1.5

\*Played the two seasons at the University of Louisville\*

## CAREER BESTS AT LOUISVILLE

Points: 7 vs. Pittsburgh (1/27/19)

Assists: 4 vs. Boston College (2/24/19)

Field Goals Made: 3 vs. Pittsburgh (1/27/19)

3-Pointers Made: 2 vs. Hartford (11/24/18)

Free Throws Made: 2 vs. NC State (2/28/19)

Rebounds: 5 vs. Murray State (11/8/19)

Steals: 2 vs. Murray State (11/8/19)

Attempted: 5, 3x, last vs. Murray State (11/8/19)

Attempted: 4, 2x, last vs. Murray State (11/8/19)

Attempted: 3 vs. Tennessee State (12/2/18)

Blocks: 1 vs. Syracuse (2/7/19)





# RAEGAN JOHNSON

FORWARD | 6-2 | SOPHOMORE

MARTIN, TENN | WESTVIEW HS

10

## AWARDS AND HONORS

- Athletic Director's Honor Roll (Fall 2019)

## 2019-20 SEASON

Played in 20 games for the Skyhawks...Averaged 0.8 points, 1.2 rebounds, 0.2 assists and 0.2 steals in 3.9 minutes per game...Tallied 16 points, 23 rebounds, three assists and three steals...Shot 36.8 percent from the field and 50.0 percent from the free throw line...Equaled a season-high four points in three games against No. 20 Arkansas (Dec. 29), Murray State (Jan. 2) and Tennessee State (Jan. 16)...Tallied multiple rebounds in six games, including a season-high four rebounds against Jacksonville State (Feb. 8) and Murray State (March 4)...Dished a season-high two assists against Jacksonville State (Feb. 8)...Recorded steals against Chattanooga (Dec. 8), Murray State (Jan. 2) and Murray State (Jan. 16)...Played a season-high 11 minutes against Jacksonville State (Feb. 8)...Named to Athletic Director's Honor Roll for fall semester.

## HIGH SCHOOL

Prepped at Westview High School where she played for head coach Brian Haskins...Helped lead the Lady Chargers to four-straight state tournament appearances...Tallied 12 points, nine rebounds to advance Westview to the program's first state finals appearance since 2003...Made a put-back at the buzzer in the state semifinals to advance to the Region 7-AA championship...Scored 22 points in a win over Lexington in the Region 7-AA semifinals...Earned preseason all-district honors as a senior...As a junior, averaging 8.0 points and 7.0 rebounds per game while shooting 67 percent from the floor...Led the squad to a District 13-AA and Region 7-AA championship as a junior.

## PERSONAL

Born on October 25, 2000...Daughter of Sandra Johnson...Majoring in family and consumer science.

## CAREER GAME-BY-GAME STATISTICS

Date	Opp	2019-20															
		MIN	FGM/A	%	3FG/A	%	FTM/A	%	OFF	DEF	TOT	AVG	PF	AST	T/O	BLK	STL
11/11	at #10 Mississippi St.	8	0-0	.000	0-0	.000	0-0	.000	0	0	0	0.0	0	0	0	0	0.0
11/14	at #23 Gonzaga	3	0-0	.000	0-0	.000	0-0	.000	0	0	0	0.0	1	0	0	0	0.0
11/30	at Illinois State	7	0-2	.000	0-0	.000	0-0	.000	1	2	3	1.0	1	0	0	0	0.0
12/08	Chattanooga	2	1-1	1.000	0-0	.000	0-0	.000	0	0	0	0.8	0	0	0	1	2.0
12/19	#6 Louisville	0	0-0	.000	0-0	.000	0-0	.000	0	0	0	0.6	0	0	0	0	0.4
12/29	at #20 Arkansas	7	2-4	.500	0-0	.000	0-0	.000	2	1	3	1.0	1	0	1	0	4.0
01/02	at Murray St.	4	2-3	.667	0-0	.000	0-0	.000	1	2	3	1.3	2	0	0	0	1.4
01/09	Tennessee St.	2	0-0	.000	0-0	.000	0-0	.000	0	0	0	1.1	0	0	0	0	0.3
01/16	Murray St.	6	2-3	.667	0-0	.000	0-0	.000	0	1	1	1.1	0	1	0	0	1.6
01/18	Austin Peay	3	0-0	.000	0-0	.000	0-0	.000	0	0	0	1.0	2	0	1	0	0.4
01/25	at SIUE	6	0-1	.000	0-0	.000	1-2	.500	1	0	1	1.0	1	0	1	0	1.4
01/30	at Eastern Kentucky	1	0-0	.000	0-0	.000	0-0	.000	0	1	1	1.0	0	0	0	0	0.3
02/01	at Morehead State	1	0-1	.000	0-0	.000	0-0	.000	0	1	1	1.0	0	0	0	0	0.2
02/08	Jacksonville St.	11	0-2	.000	0-0	.000	1-2	.500	2	2	4	1.2	0	2	0	0	1.1
02/15	Eastern Illinois	4	0-0	.000	0-0	.000	0-0	.000	0	0	0	1.1	0	0	1	0	1.1
02/20	at Tennessee Tech	1	0-0	.000	0-0	.000	0-0	.000	0	0	0	1.1	0	0	0	0	1.0
02/22	at Jacksonville St.	1	0-0	.000	0-0	.000	0-0	.000	0	0	0	1.0	0	0	0	0	0.9
02/27	SIUE	3	0-0	.000	0-0	.000	0-0	.000	0	2	2	1.1	0	0	0	0	0.9
03/04	vs Murray St.	6	0-2	.000	0-0	.000	0-0	.000	0	4	4	1.2	0	0	2	0	0.8
03/07	vs Southeast Missouri	1	0-0	.000	0-0	.000	0-0	.000	0	0	0	1.2	0	0	0	0	0.8
Total		77	7-19	.368	0-0	.000	2-4	.500	7	16	23	1.2	8	3	6	0	3.6

## RAEGAN JOHNSON CAREER STATISTICS

Year	GP-GS	Min	Avg	FG-A	Pct	3FG-A	Pct	FT-A	Pct	Off	Def	Tot	Avg	PF	A	TO	Blk	Stl	Pts	Avg
19-20	20-0	77	3.9	7-19	.368	0-0	.000	2-4	.500	7	16	23	1.2	8	3	6	0	3	16	0.8
Total	20-0	77	3.9	7-19	.368	0-0	.000	2-4	.500	7	16	23	1.2	8	3	6	0	3	16	0.8

## SKYHAWK CAREER BESTS

Points: 4, 3x, last vs. Murray State (1/16/20)

Assists: 2 vs. Jacksonville State (2/8/20)

Field Goals Made: 2, 3x, last vs. Murray State (1/16/20)

3-Pointers Made: N/A

Free Throws Made: 1 vs. Jacksonville State (2/8/20)

Rebounds: 4, 2x, last vs. Murray State (3/4/20)

Steals: 1, 3x, last vs. Murray State (1/16/20)

Attempted: 4 at No. 20 Arkansas (12/29/19)

Attempted: N/A

Attempted: 2 vs. Jacksonville State (2/8/20)

Blocks: N/A



# DASIA YOUNG

FORWARD | 5-11 | SOPHOMORE



11

JONESBORO, ARK | NETTLETON HS

## Awards and Honors

- Athletic Director's Honor Roll (Fall 2019)

## 2019-20 Season

Played in 31 games for the Skyhawks while starting the final 20 games of the season...Averaged 6.2 points, 3.0 rebounds, 1.5 assists, 0.7 steals and 0.2 blocks in 23.2 minutes per game...Tallied 193 points, 92 rebounds, 45 assists, 21 steals and six blocks...Shot 42.0 percent from the field, 35.0 percent from beyond the arc and 62.7 percent from the free throw line... Scored in double figures eight times against Chattanooga (Dec. 8), Murray State (Jan. 2), Tennessee State (Jan. 9), Murray State (Jan. 16), SIUE (Jan. 25), Eastern Kentucky (Jan. 30), Tennessee Tech (Feb. 6) and SIUE (Feb. 27)... Posted a season-high 15 points at SIUE (Jan. 25) while scoring 14 points in her OVC debut at Murray State (Jan. 2)...Notched 22 games with multiple rebounds, including eight games with at least five boards...Posted a season-high eight rebounds against Eastern Illinois (March 6) in the OVC tournament semifinals...Tallied 12 games with multiple assists, including a pair of games with six assists against Southeast Missouri (Feb. 13) and Eastern Illinois (March 6)...Tallied two steals on four occasions against Eastern Kentucky (Jan. 30), Morehead State (Feb. 1), Tennessee Tech (Feb. 6) and Tennessee Tech (Feb. 20)...Named to Athletic Director's Honor Roll for the fall semester.

## High School

Prepped at Nettleton High School where she played for head coach Jason Smith...Averaged 12.2 points, 5.4 rebounds, 1.8 assists, 1.4 steals in 19.8 minutes per game...Shot 60 percent from the field...Four-time all-conference honoree...Named all-state twice...AHSCA All-Star nominee...Four-time conference champion...Posted an 111-12 record...Helped team to three straight state semifinal appearances...Led the Raiders to a 29-3 mark as a junior, tallying 9.5 points, 6.5 rebounds, 1.9 steals, 1.0 assists and 1.0 blocks per game while shooting 53 percent from the field.

## Personal

Born on March 31, 2001...Daughter of Janice Watkins...Has one sibling, Kamilah...Majoring in veterinary tech.

## Career Game-By-Game Statistics

Date	Opp	2019-20															
		MIN	FGM/A	%	3FG/A	%	FTM/A	%	OFF	DEF	TOT	AVG	PF	AST	T/O	BLK	STL
11/06	at Saint Louis	8	0-1	.000	0-0	.000	0-0	.000	1	0	1	1.0	2	0	1	0	0
11/14	at #23 Gonzaga	20	2-5	.400	0-1	.000	1-2	.500	1	1	2	1.5	2	0	1	0	1
11/21	Samford	7	1-1	1.000	0-0	.000	0-1	.000	0	0	0	1.0	3	0	1	0	2
11/25	IUPUI	5	1-2	.500	0-0	.000	0-0	.000	1	0	1	1.0	1	0	0	0	2
11/30	at Illinois State	5	0-2	.000	0-0	.000	0-0	.000	1	0	1	1.0	1	0	1	0	0
12/03	at Southern Ill.	19	2-2	1.000	0-0	.000	1-2	.500	2	0	2	1.2	0	1	0	0	1
12/08	Chattanooga	19	6-9	.667	0-0	.000	0-1	.000	3	0	3	1.4	4	3	1	1	0
12/16	Lipscomb	5	0-1	.000	0-1	.000	0-0	.000	0	0	0	1.3	2	2	0	0	0
12/19	#6 Louisville	8	1-1	1.000	0-0	.000	0-2	.000	0	1	1	1.2	2	0	0	0	0
12/29	at #20 Arkansas	21	1-4	.250	0-0	.000	1-2	.500	1	1	2	1.3	3	0	1	0	0
01/02	at Murray St.	23	6-11	.545	1-1	1.000	1-3	.333	4	1	5	1.6	1	3	2	0	1
01/04	at Austin Peay	29*	2-7	.286	1-2	.500	1-2	.500	3	1	4	1.8	2	2	1	1	6
01/09	Tennessee St.	33*	4-7	.571	0-0	.000	2-5	.400	5	1	6	2.2	2	3	1	0	1
01/11	Belmont	32*	3-9	.333	2-4	.500	0-0	.000	1	2	3	2.2	2	3	5	0	1
01/16	Murray St.	28*	4-7	.571	0-1	.000	2-2	1.000	1	0	1	2.1	3	2	0	0	10
01/18	Austin Peay	29*	1-6	.167	0-1	.000	2-2	1.000	3	0	3	2.2	5	1	2	0	1
01/23	at Eastern Illinois	33*	2-5	.400	0-1	.000	0-0	.000	0	2	2	2.2	3	2	1	0	4
01/25	at SIUE	30*	5-7	.714	1-1	1.000	4-4	1.000	1	4	5	2.3	3	2	2	0	15
01/30	at Eastern Kentucky	21*	5-9	.556	2-3	.667	0-0	.000	2	4	6	2.4	4	0	1	0	2
02/01	at Morehead State	23*	1-4	.250	1-2	.500	1-2	.500	0	2	2	2.4	2	1	1	0	2
02/06	Tennessee Tech	36*	5-10	.500	0-1	.000	1-2	.500	4	1	5	2.5	4	1	2	1	2
02/08	Jacksonville St.	36*	2-4	.500	0-0	.000	2-2	1.000	1	4	5	2.6	5	1	4	0	1
02/13	at Southeast Missouri	29*	0-5	.000	0-3	.000	0-0	.000	3	2	5	2.7	5	6	0	0	0
02/15	Eastern Illinois	28*	3-10	.300	0-2	.000	1-3	.333	2	2	4	2.8	3	0	5	0	1
02/20	at Tennessee Tech	27*	2-6	.333	0-1	.000	5-8	.625	3	3	6	2.9	2	1	2	0	2
02/22	at Jacksonville St.	21*	2-7	.286	1-3	.333	2-2	1.000	1	2	3	2.9	3	1	1	0	7
02/27	SIUE	24*	4-6	.667	2-3	.667	3-4	.750	0	2	2	2.9	2	1	1	1	13
02/29	Southeast Missouri	37*	2-5	.400	2-2	1.000	2-2	1.000	0	3	3	2.9	4	2	0	0	1
03/04	vs Murray St.	24*	3-9	.333	1-4	.250	0-0	.000	0	3	3	2.9	3	3	2	1	0
03/06	vs Eastern Illinois	38*	1-5	.200	0-2	.000	5-6	.833	5	3	8	3.1	2	6	5	0	7
03/07	vs Southeast Missouri	19*	0-2	.000	0-1	.000	0-0	.000	0	0	0	3.0	5	0	1	1	0
Total		718	71-169	.420	14-40	.350	37-59	.627	49	43	92	3.0	85	45	44	6	21

## DASIA YOUNG CAREER STATISTICS

Year	GP-GS	Min	Avg	FG-A	Pct	3FG-A	Pct	FT-A	Pct	Off	Def	Tot	Avg	PF	A	TO	Blk	Stl	Pts	Avg
19-20	31-20	718	23.2	71-169	.420	14-40	.350	37-59	.627	49	43	92	3.0	85	45	44	6	21	193	6.2
Total	31-20	718	23.2	71-169	.420	14-40	.350	37-59	.627	49	43	92	3.0	85	45	44	6	21	193	6.2

## SKYHAWK CAREER BESTS

Points: 15 at SIUE (1/25/20)

Assists: 6, 2x, last vs. Eastern Illinois (3/6/20)

Field Goals Made: 6, 2x, last at Murray State (1/2/20)

3-Pointers Made: 2 vs. Southeast Missouri (2/29/20)

Free Throws Made: 4 at SIUE (1/25/20)

Rebounds: 6, 2x, last at Tennessee Tech (2/20/20)

Steals: 2, 2x, last at Tennessee Tech (2/20/20)

Attempted: 11 at Murray State (1/2/20)

Attempted: 4 vs. Murray State (3/4/20)

Attempted: 5 vs. Tennessee State (1/9/20)

Blocks: 1, 4x, last vs. SIUE (2/27/20)





# DEMI BURDICK

FORWARD | 6-2 | SENIOR

MARSHALL, ILL | MARSHALL HS

13

## AWARDS AND HONORS

- OVC Medal of Honor (2019-20)
- OVC Commissioner's Honor Roll (2018-19, 2019-20)
- Athletic Director's Honor Roll (Fall 2019, Spring 2020)

## 2019-20 SEASON

Played in 27 games while starting 16 games for the Skyhawks...Averaged 4.5 points, 3.1 assists, 1.0 steals and 0.6 blocks in 15.5 minutes per game...Tallied 121 points, 83 rebounds, 26 assists, 13 steals and 17 blocks...Shot 46.7 percent from the field, 25.0 percent from beyond the arc and 77.3 percent from the free throw line...Scored in double figures against Murray State (March 4) and Eastern Illinois (March 6)...Posted a season-high with 14 points and six rebounds against Murray State (March 4)...Made 7-of-8 free throw attempts against Austin Peay (Jan. 18)...Tallied eight games with five rebounds or more...Equaled season-high with six rebounds against Murray State (Jan. 2), Austin Peay (Jan. 18) and Murray State (March 4)...Tallied multiple assists in seven contests, including a season-high six assists against Austin Peay (Jan. 4)...Posted multiple steals against Southern Illinois (Dec. 3) and Murray State (March 4)...Recorded multiple blocked shots against Illinois State (Nov. 30), Chattanooga (Dec. 8), Murray State (Jan. 16) and Murray State (March 4)...Named to OVC Medal of Honor with 4.0 GPA...Named to OVC Commissioner's Honor Roll...Named to Athletic Director's Honor Roll in both fall and spring semesters.

## 2018-19 SEASON

Played in 27 games for the Skyhawks...Averaged 2.9 points, 2.6 rebounds, 0.6 assists, 0.4 steals and 0.4 blocks in 8.4 minutes per game...Tallied 77 points, 70 rebounds, 16 assists, 11 steals and 11 blocks...Shot 43.2 percent from the field, 17.4 percent from beyond the arc and 56.3 percent from the free throw line...Eclipsed double figures twice on the season...Scored a season-high 12 points in 30 minutes against Belmont (Feb. 28)...Scored 10 points on the road at Murray State (Feb. 21)...Posted a four-game stretch against Murray State, Austin Peay, Belmont and Tennessee State to close out the regular season where she shot 80.9 percent from the floor, averaging 9.2 points in 19.2 minutes per game...Notched five games with at least five rebounds, including a season-high nine rebounds against Christian Brothers (Nov. 19)...Tallied three assists against Alabama Huntsville (Dec. 19)...Tallied a pair of steals against Arkansas State (Nov. 17), Mississippi Valley State (Dec. 29) and Murray State (Feb. 21)...Recorded a season-best three blocks against Mississippi Valley State (Dec. 29)...Named to OVC Commissioner's Honor Roll.

## 2017-18 SEASON

Saw action in 22 games for the Skyhawks while earning one start against Alabama-Huntsville...Averaged 1.0 points, 0.8 rebounds, 0.2 steals, 0.1 assists and 0.1 blocks in 4.4 minutes per game...Tallied 23 points, 17 rebounds, four steals, three assists and three blocks...Shot 41.7 percent from the field, 25.0 percent from beyond the arc and 25.0 percent from the free throw line...Scored a season-high seven points against Alabama-Huntsville (Nov. 13)...Scored four points against Southern Illinois (Nov. 10), Western Carolina (Nov. 26) and Eastern Illinois (Feb. 17)...Recorded a season-high four rebounds vs. Rhodes College (Dec. 7).

## HIGH SCHOOL

Burdick joins the Skyhawks from Marshall High School where she prepped for head coach Kathy Miller, helping lead the Lady Lions to a 23-6 record as a senior...She averaged 15.6 points, 12.0 rebounds, 4.0 blocks, 2.4 assists and 1.8 steals per game...She excelled from the field, shooting 57 percent from the floor while converting 90 percent of her free throw attempts...She was named a to the all-state second team by the Illinois Basketball Coaches Association...As a junior she averaged a double-double with 16.9 points and 12.2 rebounds while tallying 4.0 blocks, 2.2 steals and 1.0 assists per game...She broke the school's single-season rebound record as a junior with 329 while earning all-conference and all-state honors...She nearly averaged a double-double as a sophomore, tallying 10.8 points, 9.4 rebounds, 5.0 blocks, 3.9 steals and 2.7 assists per game.

## PERSONAL

Born on Dec. 31, 1998...Daughter of Jim and Sara Burdick...Has three siblings, Alyssa, Dalton and Jesse...Majoring in special education.

## DEMI BURDICK CAREER STATISTICS

Year	GP-GS	Min	Avg	FG-A	Pct	3FG-A	Pct	FT-A	Pct	Off	Def	Tot	Avg	PF	A	TO	Blk	Stl	Pts	Avg
17-18	22-1	97	4.4	10-24	.417	1-4	.250	2-8	.250	6	11	17	0.8	15	3	9	3	4	23	1.0
18-19	27-0	226	8.4	32-74	.432	4-23	.174	9-16	.563	27	43	70	2.6	35	16	14	11	11	77	2.9
19-20	27-16	419	15.5	49-105	.467	6-24	.250	17-22	.773	22	61	83	3.1	42	26	29	17	13	121	4.5
<b>Total</b>	<b>76-17</b>	<b>742</b>	<b>9.8</b>	<b>91-203</b>	<b>.448</b>	<b>11-51</b>	<b>.216</b>	<b>28-46</b>	<b>.609</b>	<b>55</b>	<b>115</b>	<b>170</b>	<b>2.2</b>	<b>92</b>	<b>45</b>	<b>52</b>	<b>31</b>	<b>28</b>	<b>221</b>	<b>2.9</b>

## SKYHAWK CAREER BESTS

Points: 14 vs. Murray State (3/4/20)

Assists: 4 at Murray State (1/2/20)

Field Goals Made: 6 vs. Murray State (3/4/20)

3-Pointers Made: 2, 2x, last at Illinois State (11/30/19)

Free Throws Made: 7 vs. Austin Peay (1/18/20)

Rebounds: 9 vs. Christian Brothers (11/21/18)

Steals: 3 vs. Murray State (3/4/20)

Attempted: 8 vs. Murray State (3/4/20)

Attempted: 4 at Northwestern (11/25/18)

Attempted: 8 vs. Austin Peay (1/18/20)

Blocks: 3 vs. Mississippi Valley St (12/29/18)



# DEMI BURDICK



## CAREER GAME-BY-GAME STATISTICS

		2017-18																	
Date	Opp	MIN	FGM/A	%	3FG/A	%	FTM/A	%	OFF	DEF	TOT	AVG	PF	AST	T/O	BLK	STL	PTS	AVG
11/10	at Southern Illinois	13	2-5	.400	0-0	.000	0-1	.000	0	3	3	3.0	4	0	2	1	0	4	4.0
11/13	Alabama Huntsville	20*	3-4	.750	1-1	1.000	0-0	.000	0	0	0	1.5	2	1	2	0	1	7	5.5
11/21	at Arkansas State	2	0-0	.000	0-0	.000	0-0	.000	0	0	0	1.0	1	0	1	0	0	0	3.7
11/26	Western Carolina	9	2-3	.667	0-1	.000	0-1	.000	1	1	2	1.3	2	0	0	0	0	4	3.8
11/30	North Carolina A&T	1	0-0	.000	0-0	.000	0-0	.000	0	0	0	1.0	0	0	1	0	0	0	3.0
12/02	at Chattanooga	0	0-0	.000	0-0	.000	0-0	.000	0	0	0	0.8	0	0	0	0	0	0	2.5
12/05	at #4 Louisville	5	0-1	.000	0-0	.000	0-0	.000	1	0	1	0.9	0	0	1	0	0	0	2.1
12/07	Rhodes College	10	0-3	.000	0-0	.000	1-2	.500	3	1	4	1.3	1	0	0	1	0	1	2.0
12/17	vs Saint Mary's	2	0-1	.000	0-0	.000	0-0	.000	0	0	0	1.1	0	0	0	0	0	0	1.8
12/28	Tennessee State	0	0-0	.000	0-0	.000	0-0	.000	0	0	0	1.0	0	0	0	0	0	0	1.6
01/03	at Austin Peay	0	0-0	.000	0-0	.000	0-0	.000	0	0	0	0.9	0	0	0	0	0	0	1.5
01/11	Eastern Kentucky	2	0-0	.000	0-0	.000	0-0	.000	0	0	0	0.8	0	0	0	0	0	0	1.3
01/13	Morehead State	0	0-0	.000	0-0	.000	0-0	.000	0	0	0	0.8	1	0	0	0	0	0	1.2
01/18	at Eastern Illinois	7	1-1	1.000	0-0	.000	1-2	.500	0	2	2	0.9	0	0	0	0	0	3	1.4
01/20	at SIUE	4	0-1	.000	0-0	.000	0-0	.000	1	1	2	0.9	0	0	1	0	0	0	1.3
01/25	at Jacksonville State	7	0-1	.000	0-1	.000	0-0	.000	0	1	1	0.9	0	0	1	1	0	0	1.2
02/01	Austin Peay	4	0-0	.000	0-0	.000	0-0	.000	0	1	1	0.9	1	1	0	0	1	0	1.1
02/03	Murray St.	1	0-0	.000	0-0	.000	0-0	.000	0	0	0	0.9	0	0	0	0	0	0	1.1
02/17	Eastern Illinois	4	2-4	.500	0-1	.000	0-2	.000	0	0	0	0.8	1	0	0	0	1	4	1.2
02/22	at Morehead State	4	0-0	.000	0-0	.000	0-0	.000	0	1	1	0.9	2	0	0	0	1	0	1.2
03/15	at Indiana	2	0-0	.000	0-0	.000	0-0	.000	0	0	0	0.8	0	0	0	0	0	0	1.1
Total		97	10-24	.417	1-4	.250	2-8	.250	6	11	17	0.8	15	2	9	3	4	23	1.1

		2018-19																	
Date	Opp	MIN	FGM/A	%	3FG/A	%	FTM/A	%	OFF	DEF	TOT	AVG	PF	AST	T/O	BLK	STL	PTS	AVG
11/06	Samford	11	0-3	.000	0-1	.000	1-2	.500	3	1	4	4.0	2	2	1	0	0	1	1.0
11/09	Southern Ill.	7	0-1	.000	0-1	.000	0-0	.000	1	2	3	3.5	1	1	0	1	0	0	0.5
11/13	at IUPUI	4	0-2	.000	0-1	.000	0-0	.000	0	0	0	2.3	2	0	0	0	0	0	0.3
11/17	Arkansas St.	13	1-3	.333	0-1	.000	2-3	.667	0	2	2	2.3	2	0	1	1	2	4	1.3
11/19	Christian Bros.	19	3-6	.500	1-2	.500	1-1	1.000	3	6	9	3.6	1	1	2	0	1	8	2.6
11/25	at Northwestern	11	1-4	.250	1-4	.250	3-6	.500	1	3	4	3.7	1	0	1	0	0	6	3.2
11/28	at Chattanooga	4	0-1	.000	0-0	.000	0-0	.000	0	1	1	3.3	1	0	0	0	0	0	2.7
12/04	at #4 Louisville	8	0-1	.000	0-1	.000	0-0	.000	2	0	2	3.1	0	1	1	1	1	0	2.4
12/09	at Lipscomb	4	0-1	.000	0-1	.000	0-0	.000	0	2	2	3.0	2	0	0	0	0	0	2.1
12/19	UA Huntsville	12	1-4	.250	0-2	.000	0-0	.000	0	1	1	2.8	1	3	2	0	1	2	2.1
12/29	Mississippi Val.	12	1-7	.143	0-1	.000	0-0	.000	5	3	8	3.3	1	2	0	3	2	2	2.1
01/03	at Eastern Illinois	7	0-1	.000	0-0	.000	0-0	.000	1	1	2	3.2	0	0	0	1	0	0	1.9
01/05	at Southeast Missouri	2	0-1	.000	0-0	.000	0-0	.000	0	0	0	2.9	0	0	0	0	0	0	1.8
01/12	Austin Peay	1	0-0	.000	0-0	.000	0-0	.000	0	0	0	2.7	0	0	0	0	0	0	1.6
01/17	at Eastern Kentucky	3	1-1	1.000	0-0	.000	0-0	.000	0	1	1	2.6	2	0	0	0	0	2	1.7
01/24	Eastern Illinois	3	0-0	.000	0-0	.000	0-0	.000	0	3	3	2.6	0	0	0	1	0	0	1.6
01/26	SIUE	0	0-0	.000	0-0	.000	0-0	.000	0	1	1	2.5	0	0	0	0	0	0	1.5
02/02	at Belmont	5	2-5	.400	0-2	.000	0-0	.000	1	0	1	2.4	2	1	1	0	0	4	1.6
02/14	Southeast Missouri	1	0-0	.000	0-0	.000	0-0	.000	0	0	0	2.3	1	0	0	0	0	0	1.5
02/16	at SIUE	6	1-4	.250	0-2	.000	1-2	.500	1	2	3	2.4	3	0	0	0	1	3	1.6
02/21	at Murray St.	16	5-6	.833	0-1	.000	0-0	.000	1	1	2	2.3	3	2	1	1	2	10	2.0
02/23	at Austin Peay	18	4-5	.800	0-0	.000	1-2	.500	2	5	7	2.5	1	0	2	1	0	9	2.3
02/28	Belmont	30	5-7	.714	2-3	.667	0-0	.000	4	1	5	2.7	3	1	0	0	0	12	2.7
03/02	Tennessee State	13	3-3	1.000	0-0	.000	0-0	.000	1	5	6	2.8	0	2	0	0	1	6	2.9
03/07	vs Murray St.	6	2-4	.500	0-0	.000	0-0	.000	1	1	2	2.8	1	0	0	1	0	4	2.9
03/08	vs Morehead St.	7	1-1	1.000	0-0	.000	0-0	.000	0	0	0	2.7	1	0	1	1	0	2	2.9
03/09	vs Belmont	9	1-3	.333	0-0	.000	0-0	.000	0	1	1	2.6	2	0	0	0	1	2	2.9
Total		226	32-74	.432	4-23	.174	9-16	.563	27	43	70	2.6	33	16	14	11	11	77	2.9

		2019-20																	
Date	Opp	MIN	FGM/A	%	3FG/A	%	FTM/A	%	OFF	DEF	TOT	AVG	PF	AST	T/O	BLK	STL	PTS	AVG
11/06	at Saint Louis	0	0-0	.000	0-0	.000	0-0	.000	0	0	0	0.0	0	0	0	0	0	0	0.0
11/14	at #23 Gonzaga	3	0-0	.000	0-0	.000	0-0	.000	0	0	0	0.0	1	0	0	0	0	0	0.0
11/21	Samford	3	0-2	.000	0-0	.000	0-0	.000	1	1	2	0.7	1	0	1	1	0	0	0.0
11/25	IUPUI	18*	3-5	.600	0-2	.000	0-0	.000	3	2	5	1.8	1	0	2	0	0	6	1.8
11/30	at Illinois State	24*	3-5	.600	2-2	1.000	0-0	.000	0	5	5	2.4	2	1	1	2	0	8	2.8
12/03	at Southern Ill.	25*	2-4	.500	0-1	.000	0-0	.000	0	1	1	2.2	4	0	0	0	2	4	3.0
12/08	Chattanooga	16*	3-6	.500	0-1	.000	0-0	.000	0	3	3	2.3	2	0	1	2	1	6	3.4
12/19	#6 Louisville	19*	2-5	.400	0-1	.000	1-1	1.000	0	2	2	2.3	0	2	2	1	1	5	3.6
12/29	at #20 Arkansas	21*	0-1	.000	0-1	.000	0-0	.000	0	3	3	2.3	1	0	0	1	1	0	3.2
01/02	at Murray St.	21*	1-4	.250	0-3	.000	2-2	1.000	1	5	6	2.7	0	4	0	2	0	4	3.3
01/04	at Austin Peay	21*	0-1	.000	0-1	.000	0-0	.000	1	4	5	2.9	2	6	1	1	0	0	3.0
01/09	Tennessee St.	20*	3-7	.429	0-1	.000	0-2	.000	1	3	4	3.0	4	0	0	0	0	6	3.3
01/11	Belmont	15*	1-6	.167	0-1	.000	1-1	1.000	0	1	1	2.8	2	3	1	0	0	3	3.2
01/16	Murray St.	16*	1-4	.250	0-1	.000	0-0	.000	0	2	2	2.8	3	4	2	2	0	2	3.1
01/18	Austin Peay	19*	1-3	.333	0-0	.000	7-8	.875	3	3	6	3.0	1	0	4	1	0	9	3.5
01/23	at Eastern Illinois	24*	3-5	.600	1-2	.500	1-2	.500	1	4	5	3.1	2	1	1	0	1	8	3.8
01/25	at SIUE	22*	3-6	.500	1-1	1.000	0-0	.000	2	2	4	3.2	2	2	2	0	1	7	4.0
01/30	at Eastern Kentucky	21*	2-5	.400	1-3	.333	0-0	.000	1	4	5	3.3	0	0	2	0	1	5	4.1
02/01	at Morehead State	18*	3-4	.750	0-0	.000	0-0	.000	0	1	1	3.2	3	0	1	1	1	6	4.2
02/13	at Southeast Missouri	1	0-0	.000	0-0	.000	0-0	.000	0	0	0	3.0	0	0	0	0	0	0	4.0
02/15	Eastern Illinois	8	3-3	1.000	0-0	.000	0-0	.000	1	1	2	3.0	0	0	0	0	0	6	4.0
02/20	at Tennessee Tech	7	1-2	.500	0-0	.000	0-0	.000	2	1	3	3.0	0	0	0	0	0	2	4.0
02/22	at Jacksonville St.	4	0-1	.000	0-0	.000	0-0	.000	0	0	0	2.8	0	0	0	0	0	0	3.8
02/27	SIUE	10	0-6	.000	0-1	.000	0-0	.000	1	3	4	2.9	4	0	2	0	1	0	3.6
03/04	vs Murray St.	22	6-8	.750	0-0	.000	2-2	1.000	2	4	6	3.0	3	1	2	2	3	14	4.0
03/06	vs Eastern Illinois	19	4-5	.800	1-1	1.000	2-2	1.000	1	3	4	3.0	3	0	2	3	1	0	11.4
03/07	vs Southeast Missouri	22	4-7	.571	0-1	.000	1-2	.500	1	3	4	3.1	4	0	1	0	0	9	4.5
Total		419	49-105	46.7	6-24	.250	17-22	.773	22	61	83	3.1	42	26	29	17	13	121	4.6





# ZAIRE HICKS

GUARD | 5-7 | R-JUNIOR

MEMPHIS, TENN | WHITE STATION HS

14

## AWARDS AND HONORS

- Athletic Director's Honor Roll (Spring 2020)

## 2019-20 SEASON

Granted medical redshirt...Played and started in two games before suffering a season-ending injury...Averaged 9.5 points, 2.5 rebounds, 2.0 assists and 1.5 steals in 32.0 minutes per game...Tallied 19 points, five rebounds, four assists and three steals...Shot 38.9 percent from the field, 20.0 percent from beyond the arc and 60.0 percent from the free throw line...Scored a season-high 12 points at No. 10 Mississippi State (Nov. 11)...Tallied seven points, four assists, three rebounds and three steals against Saint Louis (Nov. 6)...Named to Athletic Director's Honor Roll for spring semester.

## 2018-19 SEASON

Played in 32 games for the Skyhawks while earning 31 starts...Averaged 8.6 points, 2.2 rebounds, 2.4 assists, 1.4 steals and 0.1 blocks in 25.5 minutes per game...Tallied 276 points, 71 rebounds, 77 assists, 45 steals and two blocks...Shot 35.0 percent from the field, 31.1 percent from beyond the arc and 77.8 percent from the free throw line...Scored in double figures 14 games, including season-highs of 19 points against Alabama Huntsville (Dec. 19) and Murray State (March 7)...Made three or more three-pointers seven times, including a season-high four against Samford (Nov. 6)...Recorded a season-high seven rebounds against Murray State (March 7)...Tallied four games with at least five assists, including a season-high six assists against Tennessee State (Jan. 31) and Murray State (March 7)...Notched 12 multi-steal outings, including a season-high four steals against Austin Peay (Feb. 23).

## 2017-18 SEASON

Saw action in 32 games for the Skyhawks while earning one start against Alabama-Huntsville...Averaged 2.9 points, 1.3 rebounds, 0.9 assists and 0.8 steals in 10.8 minutes per game...Tallied 93 points, 43 rebounds, 29 assists, 24 steals and one block...Shot 32.9 percent from the field, 35.0 percent from beyond the arc and 62.2 percent from the free throw line...Tallied season-highs with 12 points against Southern Illinois (Nov. 10) and Austin Peay (Feb. 1)...Scored in double figures three times against Southern Illinois (Nov. 10), SIUE (Jan. 20) and Austin Peay (Feb. 1)...Tallied a season-high six rebounds at Southern Illinois (Nov. 10)...Recorded season-high four assists against Eastern Illinois (Feb. 17)...Notched season-high four steals against Alabama-Huntsville (Nov. 13).

## HIGH SCHOOL

Hicks joins the Skyhawks from White Station High School where she played for head coach Tommy Warren, helping lead the Lady Spartans to a 26-4 record and a District 16AAA title...She averaged 10.9 points, 3.4 assists, 2.1 rebounds and 1.8 steals per game...She was named a McDonald's All-American nominee...Named to Commercial Appeal's All-Metro team...Prior to her senior season she transferred from Memphis Metro Homeschool where she averaged 16.4 points, 5.3 rebounds, 3.9 steals and 3.7 assists per game as a junior...She was named the 2015-16 Christian Homeschool Basketball National Junior Defensive Player of the Year while earning first team all-region and all-tournament honors along with Regional Defensive Player of the Year and Newcomer of the Year awards.

## PERSONAL

Born on Aug. 15, 1999...Daughter of Alvin and Coretta Hicks...Has three siblings, Ishmael, Fayr and Yasir...Majoring in biology.

## ZAIRE HICKS CAREER STATISTICS

Year	GP-GS	Min	Avg	FG-A	Pct	3FG-A	Pct	FT-A	Pct	Off	Def	Tot	Avg	PF	A	TO	Blk	Stl	Pts	Avg
17-18	32-1	344	10.8	28-85	.329	14-40	.350	23-37	.622	15	28	43	1.3	36	29	23	1	24	93	2.9
18-19	32-31	816	25.5	100-286	.350	41-132	.311	35-45	.778	25	46	71	2.2	63	77	43	2	45	276	8.6
19-20	2-2	64	32.0	7-18	.389	2-10	.200	3-5	.600	2	3	5	2.5	7	4	4	0	3	19	9.5
<b>Total</b>	<b>66-34</b>	<b>1224</b>	<b>8.5</b>	<b>135-389</b>	<b>.347</b>	<b>57-182</b>	<b>.313</b>	<b>61-87</b>	<b>.701</b>	<b>42</b>	<b>77</b>	<b>119</b>	<b>1.8</b>	<b>106</b>	<b>10</b>	<b>70</b>	<b>3</b>	<b>72</b>	<b>388</b>	<b>5.9</b>

## SKYHAWK CAREER BESTS

Points: 19, 2x, last vs. Murray State (3/7/19)

Assists: 6, 2x, last vs. Murray State (3/7/19)

Field Goals Made: 7, 2x, last vs. Murray State (3/7/19)

3-Pointers Made: 4 vs. Samford (11/6/18)

Free Throws Made: 6 vs. Tennessee State (3/2/19)

Rebounds: 7 vs. Murray State (3/7/19)

Steals: 4, 2x, last at Austin Peay (2/23/19)

Attempted: 17 vs. Jacksonville State (2/7/19)

Attempted: 9 at Eastern Kentucky (1/17/19)

Attempted: 9 at Southeast Missouri (2/24/18)

Blocks: 1, 3x, last vs. Jacksonville State (2/7/19)



# ZAIRE HICKS



## CAREER GAME-BY-GAME STATISTICS

		2017-18																	
Date	Opp	MIN	FGM/A	%	3FG/A	%	FTM/A	%	OFF	DEF	TOT	AVG	PF	AST	T/O	BLK	STL	PTS	AVG
11/10	at Southern Illinois	25	5-9	.556	2-2	1.000	0-0	.000	3	3	6	6.0	1	1	0	0	3	12	12.0
11/13	Alabama Huntsville	15*	2-4	.500	0-2	.000	0-1	.000	1	1	2	4.0	5	2	1	0	4	4	8.0
11/18	Northwestern	5	0-0	.000	0-0	.000	0-0	.000	0	0	0	2.7	0	0	0	0	0	0	5.3
11/21	at Arkansas State	11	1-1	1.000	0-0	.000	0-0	.000	0	0	0	2.0	1	3	0	0	0	2	4.5
11/26	Western Carolina	19	0-8	.000	0-5	.000	0-0	.000	1	1	2	2.0	2	1	2	0	1	0	3.6
11/30	North Carolina A&T	4	0-0	.000	0-0	.000	1-2	.500	0	1	1	1.8	1	0	2	0	0	1	3.2
12/02	at Chattanooga	3	0-0	.000	0-0	.000	0-0	.000	0	0	0	1.6	0	0	0	0	0	0	2.7
12/05	at #4 Louisville	4	0-0	.000	0-0	.000	0-0	.000	1	1	2	1.6	1	0	1	0	0	0	2.4
12/07	Rhodes College	24	2-14	.143	1-8	.125	3-5	.600	3	2	5	2.0	3	1	2	0	2	8	3.0
12/17	vs Saint Mary's	6	0-1	.000	0-1	.000	0-0	.000	0	0	0	1.8	0	0	1	0	0	0	2.7
12/20	vs Eastern Wash.	2	0-0	.000	0-0	.000	0-0	.000	0	1	1	1.7	0	0	0	0	0	0	2.5
12/28	Tennessee State	4	0-0	.000	0-0	.000	1-2	.500	0	0	0	1.6	1	0	0	0	0	1	2.3
01/03	at Austin Peay	11	0-2	.000	0-1	.000	0-0	.000	1	1	2	1.6	0	2	0	0	0	0	2.2
01/06	at Murray St.	7	1-2	.500	1-2	.500	1-2	.500	0	0	0	1.5	2	0	2	0	0	4	2.3
01/11	Eastern Kentucky	4	1-3	.333	1-1	1.000	1-2	.500	0	0	0	1.4	0	0	0	0	1	4	2.4
01/13	Morehead State	6	0-1	.000	0-0	.000	0-0	.000	0	0	0	1.3	1	0	1	0	0	0	2.3
01/18	at Eastern Illinois	15	2-4	.500	1-1	1.000	0-0	.000	1	2	3	1.4	1	1	0	0	1	5	2.4
01/20	at SIUE	24	4-9	.444	2-5	.400	0-0	.000	1	1	2	1.4	2	0	0	0	2	10	2.8
01/25	at Jacksonville State	13	0-2	.000	0-0	.000	0-0	.000	0	3	3	1.5	4	1	4	0	0	0	2.7
01/27	at Tennessee Tech	9	1-3	.333	1-2	.500	0-0	.000	0	1	1	1.5	1	1	1	0	1	3	2.7
02/01	Austin Peay	17	3-4	.750	1-2	.500	5-6	.833	0	1	1	1.5	1	1	1	0	1	12	3.1
02/03	Murray St.	5	0-1	.000	0-0	.000	2-2	1.000	0	1	1	1.5	0	0	0	0	0	2	3.1
02/08	at Eastern Kentucky	8	0-0	.000	0-0	.000	0-0	.000	0	0	0	1.4	0	2	2	0	2	0	3.0
02/10	Southeast Missouri	10	0-1	.000	0-0	.000	0-0	.000	0	2	2	1.4	0	1	1	0	1	0	2.8
02/15	SIUE	10	1-1	1.000	1-1	1.000	0-0	.000	0	1	1	1.4	1	2	0	0	2	3	2.8
02/17	Eastern Illinois	25	3-8	.375	2-4	.500	0-0	.000	1	2	3	1.5	2	4	1	1	2	8	3.0
02/22	at Morehead State	13	1-2	.500	1-1	1.000	2-4	.500	0	1	1	1.4	5	2	0	0	0	5	3.1
02/24	at Southeast Missouri	20	1-2	.500	0-1	.000	5-9	.556	0	1	1	1.4	0	2	0	0	1	7	3.3
02/28	vs Southeast Missouri	7	0-2	.000	0-1	.000	0-0	.000	1	0	1	1.4	0	1	1	0	0	0	3.1
03/02	vs SIUE	3	0-0	.000	0-0	.000	2-2	1.000	1	0	1	1.4	0	0	0	0	0	2	3.1
03/03	vs #22 Belmont	1	0-0	.000	0-0	.000	0-0	.000	0	0	0	1.4	0	0	0	0	0	0	3.0
03/15	at Indiana	14	0-1	.000	0-0	.000	0-0	.000	0	1	1	1.3	1	1	0	0	0	0	2.9
Total		344	28-85	.329	14-40	.350	23-37	.622	15	28	43	1.3	36	29	23	1	24	93	2.9

		2018-19																	
Date	Opp	MIN	FGM/A	%	3FG/A	%	FTM/A	%	OFF	DEF	TOT	AVG	PF	AST	T/O	BLK	STL	PTS	AVG
11/06	Samford	23*	6-12	.500	4-6	.667	0-0	.000	1	1	2	2.0	0	5	1	0	3	16	16.0
11/09	Southern Ill.	24*	3-10	.300	2-4	.500	2-2	1.000	2	0	2	2.0	1	1	1	0	0	10	13.0
11/13	at IUPUI	25*	1-4	.250	1-2	.500	0-0	.000	2	0	2	2.0	2	5	3	0	1	3	9.7
11/17	Arkansas St.	28*	2-10	.200	0-6	.000	2-2	1.000	0	3	3	2.3	3	3	5	0	3	6	8.8
11/19	Christian Bros.	16*	3-4	.750	1-2	.500	1-1	1.000	0	0	0	1.8	1	2	0	0	0	8	8.6
11/25	at Northwestern	21*	4-8	.500	3-5	.600	0-0	.000	0	1	1	1.7	2	3	2	0	1	11	9.0
11/28	at Chattanooga	25*	4-5	.800	0-1	.000	0-0	.000	0	1	1	1.6	2	3	2	0	1	8	8.9
12/04	at #4 Louisville	19*	1-11	.091	0-4	.000	2-2	1.000	1	2	3	1.8	0	0	1	0	3	4	8.3
12/09	at Lipscomb	21*	4-8	.500	2-5	.400	0-1	.000	0	3	3	1.9	4	2	4	0	2	10	8.4
12/19	UA Huntsville	17*	7-9	.778	3-4	.750	2-4	.500	0	1	1	1.8	1	1	0	0	1	19	9.5
12/29	Mississippi Val.	20*	4-12	.333	2-4	.500	4-4	1.000	2	1	3	1.9	1	3	0	1	1	14	9.9
01/03	at Eastern Illinois	22*	0-5	.000	0-4	.000	0-0	.000	0	2	2	1.9	2	2	0	0	1	0	9.1
01/05	at Southeast Missouri	29	1-7	.143	0-3	.000	0-0	.000	1	0	1	1.8	0	1	1	0	2	2	8.5
01/10	Murray St.	19*	1-9	.111	0-5	.000	0-0	.000	1	0	1	1.8	2	2	1	0	1	2	8.1
01/12	Austin Peay	26*	5-12	.417	1-4	.250	0-0	.000	3	1	4	1.9	4	3	2	0	1	11	8.3
01/17	at Eastern Kentucky	22*	3-12	.250	1-9	.111	0-0	.000	2	1	3	2.0	1	0	0	0	3	7	8.2
01/19	at Morehead State	35*	5-14	.357	1-8	.125	4-4	1.000	3	3	6	2.2	5	3	1	0	1	15	8.6
01/24	Eastern Illinois	12*	2-8	.250	1-4	.250	0-1	.000	0	1	1	2.2	1	1	1	0	0	5	8.4
01/26	SIUE	23*	1-4	.250	0-2	.000	0-2	.000	0	2	2	2.2	1	2	2	0	1	2	8.1
01/31	at Tennessee State	32*	3-6	.500	1-2	.500	0-0	.000	0	4	4	2.3	2	6	2	0	1	7	8.0
02/02	at Belmont	25*	3-8	.375	0-2	.000	4-5	.800	0	0	0	2.1	3	2	2	0	2	10	8.1
02/07	Jacksonville St.	36*	5-17	.294	3-8	.375	1-2	.500	0	1	1	2.1	2	3	1	1	2	14	8.4
02/09	Tennessee Tech	34*	3-11	.273	1-4	.250	0-1	.000	0	1	1	2.0	4	3	0	0	2	7	8.3
02/14	Southeast Missouri	27*	1-8	.125	0-2	.000	3-4	.750	2	1	3	2.1	1	3	1	0	1	5	8.2
02/16	at SIUE	18*	4-6	.667	1-1	1.000	0-0	.000	1	1	2	2.1	1	1	2	0	0	9	8.2
02/21	at Murray St.	20*	5-10	.500	3-6	.500	0-0	.000	1	1	2	2.1	3	2	2	0	0	13	8.4
02/23	at Austin Peay	26*	2-6	.333	1-2	.500	2-2	1.000	0	1	1	2.0	1	1	2	0	4	7	8.3
02/28	Belmont	34*	2-8	.250	1-3	.333	0-0	.000	1	2	3	2.1	1	0	0	0	2	5	8.2
03/02	Tennessee State	31*	3-6	.500	2-3	.667	6-6	1.000	0	2	2	2.1	3	2	3	0	0	14	8.4
03/07	vs Murray St.	37*	7-14	.500	3-5	.600	2-2	1.000	1	6	7	2.2	1	6	0	0	1	19	8.8
03/08	vs Morehead St.	39*	5-12	.417	3-7	.429	0-0	.000	1	2	3	2.3	3	4	1	0	3	13	8.9
03/09	vs Belmont	30*	0-10	.000	0-5	.000	0-0	.000	0	1	1	2.2	2	2	0	0	1	0	8.6
Total		816	100-286	.350	41-132	.311	35-45	.778	25	46	71	2.2	60	77	43	2	45	276	8.6

		2019-20																	
Date	Opp	MIN	FGM/A	%	3FG/A	%	FTM/A	%	OFF	DEF	TOT	AVG	PF	AST	T/O	BLK	STL	PTS	AVG
11/06	at Saint Louis	34*	2-8	.250	1-5	.200	2-2	1.000	1	2	3	3.0	4	4	2	0	3	7	7.0
11/11	at #10 Mississippi St.	30*	5-10	.500	1-5	.200	1-3	.333	1	1	2	2.5	3	0	2	0	0	12	9.5
Total		64	7-18	.389	2-10	.200	3-5	.600	2	3	5	2.5	7	4	4	0	3	19	9.5





# CHELSEY PERRY

FORWARD | 6-2 | SENIOR

MIDDLETON, TENN | MIDDLETON HS

20

## AWARDS AND HONORS

- 2021 Becky Hammon Mid-Major Player of the Year Watch List
- 2021 Katrina McClain Award Watch List
- WBCA Coaches' All-American Honorable Mention: 2019-20
- Bettye Giles Female Athlete of the Year: 2019-20
- TSWA Women's Basketball Player of the Year: 2019-20
- Finalist for Becky Hammon Mid-Major Player of the Year
- WBCA Coaches' All-American Regional Finalist
- OVC Preseason Player of the Year: 2020-21
- OVC Player of the Year: 2019-20
- All-OVC First Team: 2019-20
- All-OVC Second Team: 2018-19
- OVC All-Newcomer Team: 2018
- OVC All-Tournament Team: 2018, 2020
- Three-time Preseason All-OVC: 2018-19, 2019-20 and 2020-21
- Eight-time OVC Player of the Week (12/3/19), (12/10/19), (12/24/19), (1/7/20), (1/14/20), (1/21/20), (2/11/20) and (3/2/20)
- College Sports Madness National Mid-Major Player of the Week: (1/21/20)
- Three-time OVC Freshman of the Week: (12/12/17), (2/13/18) and (2/26/18)
- OVC Commissioner's Honor Roll: (2017-19, 2018-19 and 2019-20)
- Athletic Director's Honor Roll: (Fall 2019, Spring 2020)

## 2019-20 SEASON

Selected to WBCA Coaches' All-American honorable mention team...Named the UT Martin Bettye Giles Female Athlete of the Year...Tabbed TSWA Women's Basketball Player of the Year...Named finalist for Becky Hammon Mid-Major Player of the Year...Tabbed regional finalist for WBCA All-American honors...Named OVC Player of the Year...Selected to All-OVC first team...Named to OVC Basketball Championship All-Tournament squad...Claimed an OVC record eight player of the week honors (Dec. 3, Dec. 10, Dec. 24, Jan. 7, Jan. 14, Jan. 21, Feb. 11 and March 2)...Tabbed College Sports Madness National Mid-Major Player of the Week (Jan. 21)...Selected to Preseason All-OVC squad...Ranked first nationally in field goal made (286), second in total points (740) and third in both points per game (23.1) and field goal attempts (386)...Ranked 11th nationally in blocks (86) and 17th in blocks per game (2.69)...Led the OVC in scoring (23.1 ppg) while ranking first in blocked shots (86), second in field goal percentage (50.2), second in defensive rebounding (6.3), second in minutes played (34.2), fourth in rebounding (7.9 rpg), fourth in free throw percentage (85.8) and fifth in three-point field goal percentage (38.5)...Played and started in all 32 games for the Skyhawks...Averaged 23.1 points, 7.0 rebounds, 2.7 blocks, 2.0 assists and 1.6 steals in 34.2 minutes per game...Tallied 740 points, 254 rebounds, 86 blocks, 64 assists and 52 steals...Shot 50.2 percent from the field, 38.5 percent from beyond the arc and 85.8 percent from the free throw line...Scored in double figures in the final 30 games of the season, including 20 games with at least 20 points and nine games with at least 30 points against Samford (Nov. 21), Lipscomb (Dec. 16), Belmont (Jan. 11), Murray

State (Jan. 16), Eastern Illinois (Jan. 23), Tennessee Tech (Feb. 6), Southeast Missouri (Feb. 8), Jacksonville State (Feb. 22) and Southeast Missouri (Feb. 29)...Scored a career-high 42 points against Lipscomb (Dec. 16) which tied for the sixth-most points in the NCAA this season and an OVC season single-game high...Her 479 points scored in OVC play ranked as the most points scored in conference play dating back to the 2000-01 season...Joined the program's 1,000-point club against Austin Peay on Jan. 4...Posted six double-doubles against Lipscomb (Dec. 16), Murray State (Jan. 2), Austin Peay (Jan. 4), Murray State (Jan. 16), Austin Peay (Jan. 18) and Eastern Kentucky (Jan. 30)...Notched 29 games with at least five rebounds while tallying seven games in double figures against Saint Louis (Nov. 6), against Lipscomb (Dec. 16), Murray State (Jan. 2), Austin Peay (Jan. 4), Murray State (Jan. 16), Austin Peay (Jan. 18) and Eastern Kentucky (Jan. 30)...Tallied 18 games with multiple assists, including a season-high six assists against Southeast Missouri (Feb. 29)...Posted 86 blocked shots which ranked one off the program's single-season record...Tied program-record with eight blocks against IUPUI (Nov. 25)...Posted 23 games with multiple blocks along with four games with at least five blocks against IUPUI (Nov. 25), Austin Peay (Jan. 4), Belmont (Jan. 11) and Austin Peay (Jan. 18)...Notched 14 games with multiple steals, including a season-high five steals against SIUE (Jan. 25) and Southeast Missouri (Feb. 13)...Named to OVC Commissioner's Honor Roll...Named to Athletic Director's Honor Roll in both the fall and spring semester.

## 2018-19 SEASON

Named to All-OVC second team...Tabbed to Preseason All-OVC team...Played in all 32 games for the Skyhawks while earning 31 starts...Averaged 12.0 points, 5.5 rebounds, 1.3 assists, 1.2 steals and 2.2 blocks in 24.6 minutes per game...Tallied 384 points, 177 rebounds, 43 assists, 37 steals and 71 blocks...Shot 44.9 percent from the field, 34.8 percent from beyond the arc and 78.2 percent from the free throw line...Tallied 19 games in double figures, along with four games with at least 20 points against Arkansas State (Nov. 17), Eastern Kentucky (Jan. 17), Tennessee Tech (Feb. 9) and Murray State (March 7)...Scored a season-high 28 points against Tennessee Tech (Feb. 9)...Made 10 field goals against Eastern Kentucky (Jan. 17) and Tennessee Tech (Feb. 9)...Tallied three double-doubles against Austin Peay (Jan. 12), Eastern Kentucky (Jan. 17) and Southeast Missouri (Feb. 14)...Made a season-best five three-pointers against Tennessee Tech (Feb. 9)...Ranked 24th in the nation with 71 blocks and 30th in blocks per game (2.22)...Ranked second in the OVC in blocks...Recorded 20 multi-block outings, including a seven-block night against Tennessee Tech (Feb. 9), finishing just one off the program record...Tallied six blocks against Mississippi Valley State (Dec. 29) and Morehead State (Jan. 19)...Notched five or more rebounds in 17 games along with three in double figures...Dished out a season-high four assists against Belmont (Feb. 28)...Recorded 10 multi-steal outings along with a season-high four against Mississippi Valley State...Named to OVC Commissioner's Honor Roll.

## CHELSEY PERRY CAREER STATISTICS

Year	GP-GS	Min	Avg	FG-A	Pct	3FG-A	Pct	FT-A	Pct	Off	Def	Tot	Avg	PF	A	TO	Blk	Stl	Pts	Avg
17-18	34-33	896	26.4	137-325	.422	16-50	.320	91-105	.867	75	119	194	5.7	104	41	70	38	43	381	11.2
18-19	32-31	787	24.6	146-325	.449	31-89	.348	61-78	.782	50	127	177	5.5	113	43	61	71	37	384	12.0
19-20	32-32	1095	34.2	286-570	.502	47-122	.385	121-141	.858	54	200	254	7.9	96	64	83	86	52	740	23.1
<b>Total</b>	<b>98-96</b>	<b>2778</b>	<b>28.3</b>	<b>569-1220</b>	<b>.466</b>	<b>94-261</b>	<b>.360</b>	<b>273-324</b>	<b>.843</b>	<b>179</b>	<b>446</b>	<b>625</b>	<b>6.4</b>	<b>313</b>	<b>148</b>	<b>214</b>	<b>195</b>	<b>132</b>	<b>1505</b>	<b>15.4</b>

## SKYHAWK CAREER BESTS

Points: 42 vs. Lipscomb (12/16/19)

Assists: 6 vs. Southeast Missouri (2/29/20)

Field Goals Made: 17 vs. Lipscomb (12/16/19)

3-Pointers Made: 5 vs. Tennessee Tech (2/9/19)

Free Throws Made: 9, 3x, last vs. Southeast Missouri (2/29/20)

Rebounds: 14 at Austin Peay (1/4/20)

Steals: 5, 2x, last at Southeast Missouri (2/13/20)

Attempted: 29 at Southeast Missouri (2/13/20)

Attempted: 10 at Southeast Missouri (2/13/20)

Attempted: 11 vs. Southeast Missouri (2/29/20)

Blocks: 8 vs. IUPUI (11/25/19)

2020-21 UT MARTIN WOMEN'S BASKETBALL | SIX-TIME OVC CHAMPIONS | FOUR NCAA TOURNAMENT APPEARANCES | FIVE WNIT BERTHS



# CHELSEY PERRY



## CAREER GAME-BY-GAME STATISTICS

		2017-18																2018-19															
Date	Opp	MIN	FGM/A	%	3FG/A	%	FTM/A	%	OFF	DEF	TOT	AVG	PF	AST	T/O	BLK	STL	PTS	AVG														
11/10	at Southern Illinois	35*	5-13	.385	0-2	.000	6-7	.857	2	5	7	7.0	5	2	4	0	3	16	16.0														
11/13	Alabama Huntsville	27*	3-8	.375	1-2	.500	1-1	1.000	2	2	4	5.5	1	1	2	1	2	8	12.0														
11/18	Northwestern	29*	5-11	.455	2-3	.667	2-2	1.000	2	5	7	6.0	2	2	3	0	1	14	12.7														
11/21	at Arkansas State	26*	8-15	.533	0-1	.000	2-2	1.000	1	6	7	6.3	4	1	2	0	2	18	14.0														
11/26	Western Carolina	11*	1-3	.333	0-1	.000	0-0	.000	3	2	5	6.0	4	0	2	0	2	11	11.6														
11/30	North Carolina A&T	28*	2-5	.400	0-1	.000	1-2	.500	2	2	4	5.7	2	2	0	2	1	5	10.5														
12/02	at Chattanooga	36*	6-9	.667	1-1	1.000	3-4	.750	0	1	1	5.0	5	0	1	3	1	16	11.3														
12/05	at #4 Louisville	33*	5-17	.294	0-1	.000	5-8	.625	4	3	7	5.3	4	1	5	0	4	15	11.8														
12/07	Rhodes College	23*	3-9	.333	0-0	.000	3-4	.750	6	5	11	5.9	4	0	1	0	2	9	11.4														
12/17	vs Saint Mary's	22*	4-10	.400	0-1	.000	0-0	.000	0	2	2	5.5	2	1	3	0	0	8	11.1														
12/18	at Purdue	26*	1-3	.333	0-0	.000	0-0	.000	1	2	3	5.3	4	2	3	3	1	2	10.3														
12/20	vs Eastern Wash.	16*	0-5	.000	0-0	.000	0-0	.000	2	1	3	5.1	2	1	1	2	0	0	9.4														
12/28	Tennessee State	9*	0-3	.000	0-1	.000	0-0	.000	0	1	1	4.8	5	1	3	0	1	0	8.7														
12/30	Belmont	34*	6-11	.545	2-6	.333	0-0	.000	3	4	7	4.9	2	1	1	2	0	14	9.1														
01/03	at Austin Peay	14*	3-5	.600	1-1	1.000	1-2	.500	2	2	4	4.9	4	0	1	0	1	8	9.0														
01/06	at Murray St.	11	3-6	.500	0-1	.000	7-7	1.000	3	1	4	4.8	2	0	4	0	1	13	9.3														
01/11	Eastern Kentucky	24*	5-7	.714	0-1	.000	0-0	.000	3	4	7	4.9	4	1	2	2	1	10	9.3														
01/13	Morehead State	36*	8-19	.421	0-0	.000	5-5	1.000	6	3	9	5.2	5	0	0	2	1	21	9.9														
01/18	at Eastern Illinois	34*	4-12	.333	0-0	.000	8-9	.889	3	8	11	5.5	2	4	4	0	1	16	10.3														
01/20	at SIUE	19*	0-5	.000	0-1	.000	2-2	1.000	1	3	4	5.4	3	2	0	2	0	2	9.9														
01/25	at Jacksonville State	32*	3-10	.300	1-2	.500	2-2	1.000	5	1	6	5.4	4	1	3	0	3	9	9.8														
01/27	at Tennessee Tech	23*	4-10	.400	1-1	1.000	2-2	1.000	2	3	5	5.4	4	2	3	2	2	11	9.9														
02/01	Austin Peay	27*	1-8	.125	0-0	.000	4-4	1.000	3	9	12	5.7	3	0	0	3	2	6	9.7														
02/03	Murray St.	33*	7-12	.583	1-1	1.000	2-2	1.000	2	3	5	5.7	3	4	3	0	1	17	10.0														
02/08	at Eastern Kentucky	34*	5-13	.385	0-2	.000	1-1	1.000	2	6	8	5.8	1	1	2	3	3	11	10.0														
02/10	Southeast Missouri	24*	7-9	.778	2-3	.667	5-6	.833	2	5	7	5.8	4	0	1	1	2	21	10.5														
02/15	SIUE	32*	3-11	.273	1-4	.250	3-4	.750	1	5	6	5.8	4	2	5	3	1	10	10.4														
02/17	Eastern Illinois	23*	3-7	.429	0-1	.000	5-7	.714	3	4	7	5.9	1	2	1	0	1	11	10.5														
02/22	at Morehead State	26*	9-15	.600	1-3	.333	5-6	.833	1	8	9	6.0	1	1	3	2	1	24	10.9														
02/24	at Southeast Missouri	29*	6-15	.400	1-4	.250	2-2	1.000	2	3	5	5.9	0	1	0	1	0	12	11.1														
02/28	vs Southeast Missouri	35*	7-13	.538	0-1	.000	5-5	1.000	1	4	5	5.9	0	1	1	2	1	19	11.3														
03/02	vs SIUE	31*	6-12	.500	1-1	1.000	9-9	1.000	2	4	6	5.9	4	2	1	3	0	22	11.7														
03/03	vs #22 Belmont	27*	1-5	.200	0-1	.000	0-0	.000	1	0	1	5.8	5	1	2	0	2	2	11.4														
03/15	at Indiana	27*	3-9	.333	0-2	.000	0-0	.000	2	2	4	5.7	3	0	1	1	1	6	11.2														
Total			896	137-325	.422	16-50	320	91-105	.867	75	119	194	5.7	104	41	70	38	43	381	11.2													

## 2017-18 SEASON

Named an OVC All-Newcomer...Tabbed to the OVC All-Tournament team... Played in all 34 games for the Skyhawks while earning 33 starts...Named OVC Freshman of the Week three times (Dec. 12, Feb. 13 and Feb. 26)...Averaged 11.2 points, 4.7 rebounds, 1.3 steals, 1.2 assists and 1.1 blocks in 26.4 minutes per game...Tallied 381 points, 194 rebounds, 43 steals, 41 assists and 38 blocks...Shot 42.2 percent from the field, 32.0 percent from beyond the arc and 86.7 percent from the free throw line...Ranked second in the nation among true-freshmen with an 86.7 free throw percentage...Scored a season-high 24 points against Morehead State...Eclipsed double-figures 20 times, including four games with at least 20 points against Morehead State (Jan. 13), Southeast Missouri (Feb. 10), Morehead State (Feb. 22) and SIUE (March 2)...Tallied one double-double against Eastern Illinois with 16 points and 11 rebounds on Jan. 18...Ranked as the OVC's fourth top-scoring freshman...Her 38 blocks ranked fourth on the program's single-season leaderboard...Named OVC Commissioner's Honor Roll.

## HIGH SCHOOL

Perry joins the Skyhawks from Middleton High School where she played for head coach James Burkley while helping lead the Lady Tigers to a 32-1 record and a berth in the state semifinals as a junior...During her senior campaign, she averaged 13.9 points, 12.0 rebounds, 4.7 blocks, 2.3 steals and 1.8 assists per game...A member of the program's 1,000-point club, posted a game where she tallied 19 points, 20 rebounds and nine blocks against Haywood County...As a junior she averaged a double-double with 12.5 points and 11.7 rebounds while tallying 2.9 steals, 2.6 blocks and 2.0 assists per game...A two-time TSWA Class A all-state honoree, she was also heralded as a Jackson Sun Super Senior. During her sophomore season she averaged 9.0 points and 7.8 rebounds per game while leading her team to a 35-0 record and a state championship where she was named most valuable player. During her career, the Lady Tigers strung together a 67-game winning streak.

## PERSONAL

Born on June 7, 1999...Daughter of David Perry Jr. and Linda Meneses... Majoring in exercise science and wellness.

2018-19																																			
Date	Opp	MIN	FGM/A	%	3FG/A	%	FTM/A	%	OFF	DEF	TOT	AVG	PF	AST	T/O	BLK	STL	PTS	AVG																
11/06	Samford	21*	5-7	.714	0-1	.000	1-1	1.000	1	2	3	3.0	3	1	1	1	0	11	11.0																
11/09	Southern Ill.	26*	5-12	.417	0-3	.000	5-7	.714	1	5	6	4.5	5	0	1	2	1	15	13.0																
11/13	@ IUPUI	22*	4-11	.364	2-4	.500	2-2	1.000	0	3	3	4.0	4	0	1	2	1	12	12.7																
11/17	Kansas St.	27*	8-15	.533	2-5	.400	3-5	.600	2	1	3	3.8	4	1	0	3	0	21	14.8																
11/19	Christian Bros.	11*	3-6	.500	0-1	.000	1-2	.500	0	3	3	3.6	4	0	1	1	2	7	13.2																
11/25	@ Northwestern	24*	5-14	.357	0-4	.000	2-2	1.000	1	3	4	3.7	4	2	4	3	1	12	13.0																
11/28	@ Chattanooga	25*	3-8	.375	1-4	.250	0-0	.000	0	6	6	4.0	5	2	2	0	1	7	12.1																
12/04	@ #4 Louisville	21*	5-10	.500	0-1	.000	2-2	1.000	6	2	8	4.5	5	1	3	0	0	12	12.1																
12/09	@ Lipscomb	25*	2-12	.167	0-2	.000	1-2	.500	2	4	2	4.4	2	3	3	1	2	5	11.3																
12/19	UA Huntsville	13*	4-7	.571	1-3	.333	0-0	.000	0	1	1	4.1	3	2	0	2	0	9	11.1																
12/29	Mississippi Val.	20*	6-11	.545	2-3	.667	1-2	.500	3	6	9	4.5	3	3	1	6	4	25	11.5																
01/03	@ Eastern Illinois	31*	1-4	.250	0-1	.000	7-8	.875	0	6	6	4.7	4	4	4	1	2	9	11.3																
01/05	@ Southeast Missouri	22	7-14	.500	1-4	.250	2-3	.667	1	3	4	4.6	2	0	2	2	0	17	11.7																
01/10	Murray St.	27*	3-9	.333	2-5	.400	1-2	.500	2	2	4	4.6	5	1	3	0	1	9	11.5																
01/12	Austin Peay	31*	5-6	.833	1-1	1.000	2-4	.500	1	10	11	5.0	4	0	3	2	1	13	11.6																
01/17	@ Eastern Kentucky	27*	10-15	.667	1-3	.333	4-5	.800	6	6	12	5.4	3	1	1	1	3	25	12.2																
01/19	@ Morehead State	23*	3-10	.300	1-3	.333	0-0	.000	0	4	4	5.4	5	1	3	6	0	7	12.1																
01/24	Eastern Illinois	24*	6-12	.500	0-2	.000	3-4	.750	1	5	6	5.4	0	1	2	3	3	15	12.3																
01/26	SIUE	30*	6-13	.462	0-1	.000	7-8	.875	4	4	8	5.5	3	2	3	3	2	19	12.6																
01/31	@ Tennessee State	26*	3-6	.500	0-0	.000	0-0	.000	2	7	9	5.7	5	1	5	3	1	6	12.3																
02/02	@ Belmont	11*	0-3	.000	0-0	.000	1-2	.500	0	2	2	5.5	4	0	0	1	1	1	11.8																
02/07	Jacksonville St.	18*	4-7	.571	1-1	1.000	0-0	.000	1	1	2	5.4	4	2	0	2	1	9	11.6																
02/09	Tennessee Tech	32*	10-19	.526	5-6	.833	3-3	1.000	2	5	7	5.3	0	1	0	3	0	28	12.3																
02/14	Southeast Missouri	31*	6-16	.375	0-3	.000	5-6	.833	3	8	11	5.6	2	0	0	7	1	17	12.5																
02/16	@ SIUE	27*	6-11	.545	1-3	.333	1-1	1.000	2	5	7	5.6	2	2	3	1	1	14	12.6																
02/21	@ Murray St.	23*	2-9	.222	0-2	.000	0-0	.000	1	0	1	5.5	3	0	3	4	1	4	11.8																
02/23	@ Austin Peay	16*	0-2	.000	0-1	.000	0-0	.000	1	2	3	5.4	5	0	5	2	0	0	12.3																
02/28	Belmont	35*	6-14	.429	3-8	.375	0-0	.000	0	4	4	5.3	2	4	1	2	0	15	11.9																
03/02	Tennessee State	15*	2-5	.400	0-1	.000	0-0	.000	1	6	7	5.4	4	2	3	0	1	4	11.7																
03/07	vs Murray St.	31*	8-13	.615	2-3	.667	2-2	1.000	2	4	6	5.4	2	2	2	2	2	20	11.9																
03/08	vs Morehead St.	34*	2-10	.200	1-2	.500	5-5	1.000	2	7	9	5.5	3	2	1	3	2	10	11.9																
03/09	vs Belmont	38*	6-14	.429	4-8	.500	0-0	.000	2	4	6	5.5	2	2	0	1	0	16	12.0																
Total		787	146	325	449	31.89	348	61.78	782	50	127	177	5.5	109	43	61	71	37	384	12.0															





# MADDIE WALDROP

FORWARD | 6-2 | SENIOR

MURRAY, KY | MURRAY HS

21

## AWARDS AND HONORS

- All-OVC First Team: 2019-20
- Preseason All-OVC: 2019-20 and 2020-21
- OVC Medal of Honor: 2017-18
- Three-time OVC Commissioner's Honor Roll: (2017-18, 2018-19 and 2019-20)
- Athletic Director's Honor Roll: (Fall 2019, Spring 2020)

## 2019-20 SEASON

Selected to All-OVC first team...Preseason All-OVC honoree... Ranked amongst OVC leaders in defensive rebounds (5.9, fourth), field goal percentage (48.6, fifth), rebounding (7.8 rpg, seventh) and scoring (12.7 ppg, eighth)... Played in 29 games while starting 28...Averaged 12.7 points, 7.8 rebounds, 2.7 assists, 1.1 steals and 0.8 blocks in 32.0 minutes per game...Tallied 369 points, 227 rebounds, 78 assists, 32 steals and 22 blocks...Shot 48.6 percent from the field, 31.7 percent from beyond the arc and 71.0 percent from the free throw line...Scored in double figures in 19 games while eclipsing 20 points or more on four occasions against Austin Peay (Jan. 4), Morehead State (Feb. 1), SIUE (Feb. 27) and Eastern Illinois (March 6)...Tallied a season-high with 26 points against Morehead State (Feb. 1)...Posted seven double-doubles against Southern Illinois (Dec. 3), Austin Peay (Jan. 4), Belmont (Jan. 11), Tennessee Tech (Feb. 6), Jacksonville State (Feb. 8), Tennessee Tech (Feb. 20) and Jacksonville state (Feb. 22)... Made a season-high 10-of-10 free throw attempts against Southern Illinois (Dec. 3)...Tallied 23 games with at least five rebounds, including eight games in double figures against Southern Illinois (Dec. 3), Lipscomb (Dec. 16), Austin Peay (Jan. 4), Belmont (Jan. 11), Tennessee Tech (Feb. 6), Jacksonville State (Feb. 8), Tennessee Tech (Feb. 20) and Jacksonville state (Feb. 22)...Notched 24 games with multiple assists while tallying five or more assists against Southern Illinois (Dec. 3), SIUE (Jan. 25), Eastern Illinois (Feb. 15), Tennessee Tech (Feb. 20), SIUE (Feb. 27) and Eastern Illinois (March 6)...Posted eight games with multiple blocks, including a season-high four blocks against Southeast Missouri (Feb. 29)...Recorded nine multi-steal performances along with a season-high four steals against No. 6 Louisville (Dec. 29) and Austin Peay (Jan. 4)...Named to OVC Commissioner's Honor Roll...Named to Athletic Director's Honor Roll for both the fall and spring semesters.

## 2018-19 SEASON

Played in all 32 games for the Skyhawks while earning 31 starts...Averaged 8.0 points, 7.3 rebounds, 1.4 assists, 0.9 steals and 0.7 blocks in 25.9 minutes per game...Tallied 256 points, 234 rebounds, 46 assists, 29 steals and 22 blocks...Shot 39.6 percent from the field, 29.3 percent from beyond the arc and 75.0 percent from the free throw line...Scored in double figures 10 times while tallying a season-high 20 points against Southeast Missouri (Jan. 5), Belmont (Feb. 2) and Tennessee State (March 2)...Tallied three double-doubles on the season against Belmont (Feb. 2) and Tennessee State (March 2)...Arguably posted her best game against Tennessee State (March 2),

notching season-bests with 20 points and 16 rebounds...Ranked sixth in the OVC in defensive rebounds (4.8), ninth in total rebounds (7.3) and 10th in offensive boards (2.5)...Tallied 25 games with at least five rebounds along with seven games in double figures...Dished out a season-high five assists against Alabama Huntsville (Dec. 19)...Recorded seven multi-block outings...Tallied eight multi-steal contests...Named to OVC Commissioner's Honor Roll.

## 2017-18 SEASON

Played in all 34 games for the Skyhawks while earning three starts... Averaged 5.7 points, 5.5 rebounds, 1.1 assists, 0.6 blocks and 0.5 steals in 21.7 minutes per game...Tallied 195 points, 187 rebounds, 39 assists, 19 blocks and 17 steals...Shot 46.6 percent from the field, 30.6 percent from beyond the arc and 78.6 percent from the free throw line...Scored in double figures five times against North Carolina A&T (Nov. 30), Purdue (Dec. 18), Tennessee State (Dec. 28), Eastern Kentucky (Feb. 8) and Eastern Illinois (Feb. 17)...Scored a season-high 13 points at Purdue (Dec. 18)...Notched a double-double against Eastern Illinois (Feb. 17) with 11 points and 12 rebounds...Recorded at least five rebounds on 21 different occasions...Tallied three games with double-digit rebounds against Alabama-Huntsville (Nov. 13), Chattanooga (Dec. 2) and Eastern Illinois (Feb. 17)...Notched a season-high four assists against Southeast Missouri (Feb. 10)...Tallied two multi-steal outings against Rhodes College (Dec. 7) and Eastern Illinois (Feb. 17)...Recorded a season-high four blocks against Southeast Missouri in the OVC Tournament (Feb. 28)...Named OVC Commissioner's Honor Roll.

## HIGH SCHOOL

Waldrop joins the Skyhawks from Murray High School where she played for head coach Rechelle Turner while leading the Lady Tigers to a 28-6 mark... After returning from injury, she played in 23 games en route to earning Associated Press all-state honors for the second time after eclipsing 12 points and 6.7 rebounds per game as a senior...During her stellar junior season, Waldrop averaged 14.5 points and 6.7 rebounds per games for an all-state nod...The Lady Tigers tallied their first All "A" Classic state championship in January before reaching the final four of the Kentucky state tournament...She was also named WPSD Female Athlete of the Year during her junior campaign and to the 2016 Herald-Leader All-State team.

## PERSONAL

Born on Feb. 23, 1999...Daughter of Mark and Jennifer Waldrop...Has one sibling, Tommy...Majoring in mathematics.

## MADDIE WALDROP CAREER STATISTICS

Year	GP-GS	Min	Avg	FG-A	Pct	3FG-A	Pct	FT-A	Pct	Off	Def	Tot	Avg	PF	A	TO	Blk	Stl	Pts	Avg
17-18	34-3	738	21.7	68-146	.466	15-49	.306	44-56	.786	51	136	187	5.5	91	39	51	19	17	195	5.7
18-19	32-31	830	25.9	76-192	.396	17-58	.293	87-116	.750	80	154	234	7.3	81	46	51	22	29	256	8.0
19-20	29-28	928	32.0	126-259	.486	19-60	.317	98-138	.710	57	170	227	7.8	73	78	63	22	32	369	12.7
<b>Total</b>	<b>95-62</b>	<b>2496</b>	<b>26.3</b>	<b>270-597</b>	<b>.452</b>	<b>51-167</b>	<b>.305</b>	<b>229-310</b>	<b>.739</b>	<b>188</b>	<b>460</b>	<b>648</b>	<b>6.8</b>	<b>245</b>	<b>163</b>	<b>165</b>	<b>63</b>	<b>78</b>	<b>820</b>	<b>8.6</b>

## SKYHAWK CAREER BESTS

Points: 26 at Morehead State (2/1/20)

Assists: 6, 3x, last vs. Eastern Illinois (3/6/20)

Field Goals Made: 10 at Morehead State (2/1/20)

3-Pointers Made: 3, 2x, last at Belmont (2/2/19)

Free Throws Made: 10, 2x, last at Southern Illinois (12/3/19)

Rebounds: 16 vs. Tennessee State (3/2/19)

Steals: 4, 3x, last at Austin Peay (1/4/20)

Attempted: 16 at Austin Peay (1/4/20)

Attempted: 8 at Belmont (2/2/19)

Attempted: 15 at Tennessee State (1/31/19)

Blocks: 4, 2x, vs. Southeast Missouri (2/29/20)

2020-21 UT MARTIN WOMEN'S BASKETBALL | SIX-TIME OVC CHAMPIONS | FOUR NCAA TOURNAMENT APPEARANCES | FIVE WNIT BERTHS



# MADDIE WALDROP



## CAREER GAME-BY-GAME STATISTICS

		2017-18																	
Date	Opp	MIN	FGM/A	%	3FG/A	%	FTM/A	%	OFF	DEF	TOT	AVG	PF	AST	T/O	BLK	STL	PTS	AVG
11/10	at Southern Illinois	22	3-6	.500	0-2	.000	1-1	1.000	3	1	4	4.0	3	2	1	0	0	7	7.0
11/13	Alabama Huntsville	23*	3-7	.429	0-2	.000	2-2	1.000	4	7	11	7.5	3	3	2	0	1	8	7.5
11/18	Northwestern	13	1-1	1.000	0-0	.000	2-4	.500	2	0	2	5.7	2	0	1	0	0	4	6.3
11/21	at Arkansas State	22	2-4	.500	1-1	1.000	2-2	1.000	2	3	5	5.5	4	0	4	0	0	7	6.5
11/26	Western Carolina	23	3-4	.750	0-1	.000	2-2	1.000	3	3	6	5.6	3	0	2	1	1	8	6.8
11/30	North Carolina A&T	16	4-5	.800	2-2	1.000	2-2	1.000	3	2	5	5.5	4	0	0	1	1	12	7.7
12/02	at Chattanooga	24	3-3	1.000	1-1	1.000	0-0	.000	2	8	10	6.1	2	2	1	0	0	7	7.6
12/05	at #4 Louisville	18	1-2	.500	0-0	.000	0-0	.000	2	2	4	5.9	5	0	4	0	0	2	6.9
12/07	Rhodes College	17	0-5	.000	0-1	.000	0-0	.000	2	7	9	6.2	5	1	3	0	2	0	6.1
12/17	vs Saint Mary's	17	4-5	.800	0-1	.000	0-0	.000	0	1	1	5.7	2	1	2	0	0	8	6.3
12/18	at Purdue	26	6-7	.857	1-1	1.000	0-0	.000	1	6	7	5.8	2	1	2	0	0	13	6.9
12/20	vs Eastern Wash.	28	2-7	.286	0-2	.000	1-2	.500	0	6	6	5.8	2	1	0	1	0	5	6.8
12/28	Tennessee State	32	4-6	.667	1-2	.500	3-3	1.000	1	8	9	6.1	3	1	4	2	0	12	7.2
12/30	Belmont	21	1-3	.333	1-2	.500	0-0	.000	0	4	4	5.9	2	1	1	0	0	3	6.9
01/03	at Austin Peay	15	0-4	.000	0-1	.000	0-0	.000	2	0	2	5.7	2	1	0	1	0	0	6.4
01/06	at Murray St.	14	3-6	.500	1-3	.333	1-2	.500	1	3	4	5.6	2	1	1	1	0	8	6.5
01/11	Eastern Kentucky	28	2-3	.667	0-1	.000	0-0	.000	0	5	5	5.5	2	2	1	1	1	4	6.4
01/13	Morehead State	22	2-3	.667	1-2	.500	0-0	.000	1	7	8	5.7	1	0	0	0	0	5	6.3
01/18	at Eastern Illinois	25*	4-8	.500	0-2	.000	0-0	.000	1	8	9	5.8	1	0	4	1	1	8	6.4
01/20	at SIUE	27*	2-6	.333	1-4	.250	0-0	.000	0	4	4	5.8	5	2	4	2	1	5	6.3
01/25	at Jacksonville State	22	0-2	.000	0-0	.000	0-0	.000	1	4	5	5.7	3	1	1	1	0	0	6.0
01/27	at Tennessee Tech	29	2-6	.333	0-3	.000	2-2	1.000	3	6	9	5.9	2	0	1	0	0	6	6.0
02/01	Austin Peay	25	1-2	.500	0-0	.000	5-6	.833	1	5	6	5.9	3	1	1	1	0	7	6.0
02/03	Murray St.	19	1-4	.250	0-0	.000	1-1	1.000	2	3	5	5.8	4	2	1	0	0	3	5.9
02/08	at Eastern Kentucky	18	3-4	.750	1-2	.500	4-5	.800	2	3	5	5.8	1	1	0	0	0	11	6.1
02/10	Southeast Missouri	22	0-1	.000	0-0	.000	2-2	1.000	0	2	2	5.7	1	4	3	0	0	2	6.0
02/15	SIUE	14	0-0	.000	0-0	.000	1-2	.500	0	2	2	5.5	2	1	0	1	0	1	5.8
02/17	Eastern Illinois	26	4-8	.500	1-2	.500	2-2	1.000	6	6	12	5.8	3	3	2	0	2	11	6.0
02/22	at Morehead State	23	0-6	.000	0-1	.000	2-2	1.000	1	2	3	5.7	4	1	1	0	1	2	5.8
02/24	at No. 4 Louisville	20	0-2	.000	0-1	.000	3-4	.750	1	5	6	5.7	4	1	0	0	0	3	5.7
02/28	vs Southeast Missouri	14	1-3	.333	1-2	.500	2-2	1.000	1	4	5	5.6	2	0	1	4	1	5	5.7
03/02	vs SIUE	24	1-3	.333	0-2	.000	3-4	.750	0	4	4	5.6	1	2	0	0	1	5	5.7
03/03	vs #22 Belmont	24	3-5	.600	2-4	.500	1-2	.500	0	2	2	5.5	3	2	0	1	0	9	5.8
03/15	at Indiana	25	2-5	.400	0-1	.000	0-2	.000	3	3	6	5.5	3	1	3	0	0	4	5.7
Total		738	68-146	.466	15-49	.306	44-56	.786	51	136	187	5.5	91	39	51	19	17	195	5.7

		2018-19																	
Date	Opp	MIN	FGM/A	%	3FG/A	%	FTM/A	%	OFF	DEF	TOT	AVG	PF	AST	T/O	BLK	STL	PTS	AVG
11/06	Samford	19*	0-2	.000	0-1	.000	4-6	.667	3	4	7	7.0	2	1	0	1	2	4	4.0
11/09	Southern Ill.	18*	0-1	.000	0-1	.000	0-0	.000	1	1	2	4.5	5	1	1	0	1	0	2.0
11/13	at IUPUI	20	4-10	.400	3-6	.500	0-0	.000	2	3	5	4.7	2	0	1	0	1	11	5.0
11/17	Arkansas St.	28*	2-4	.500	1-2	.500	2-4	.500	2	2	4	4.5	3	1	4	3	1	7	5.5
11/19	Christian Bros.	18*	1-3	.333	0-1	.000	2-2	1.000	3	3	6	4.8	0	1	1	2	0	4	5.2
11/25	at Northwestern	18*	1-7	.143	0-1	.000	0-0	.000	2	6	8	5.3	1	3	0	0	0	2	4.7
11/28	at Chattanooga	28*	2-6	.333	0-0	.000	5-6	.833	1	3	4	5.1	2	2	3	1	2	9	5.3
12/04	at No. 4 Louisville	24*	3-5	.600	2-2	1.000	0-0	.000	4	3	7	5.4	2	1	2	1	1	8	5.6
12/09	at Lipscomb	27*	3-9	.333	1-3	.333	0-2	.000	3	9	12	6.1	2	1	3	0	4	7	5.8
12/19	UA Huntsville	16*	0-1	.000	0-0	.000	2-2	1.000	1	7	8	6.3	1	5	1	0	1	2	5.4
12/29	Mississippi Val.	18*	3-4	.750	0-0	.000	4-5	.800	2	5	7	6.4	3	2	2	1	0	10	5.8
01/03	at Eastern Illinois	28*	4-10	.400	1-4	.250	6-7	.857	2	6	8	6.5	1	2	1	0	0	15	6.6
01/05	at Southeast Missouri	32*	6-7	.857	2-2	1.000	6-6	1.000	3	5	8	6.6	3	0	1	0	2	20	7.6
01/10	Murray St.	35*	0-4	.000	0-1	.000	3-4	.750	1	8	9	6.8	3	0	2	1	0	3	7.3
01/12	Austin Peay	21*	1-2	.500	0-0	.000	1-2	.500	0	4	4	6.6	4	3	1	1	0	3	7.0
01/17	at Eastern Kentucky	26*	3-9	.333	1-3	.333	2-4	.500	2	4	6	6.6	1	3	1	0	1	9	7.1
01/19	at Morehead State	34*	3-8	.375	0-1	.000	3-4	.750	3	4	7	6.6	3	1	2	0	1	9	7.2
01/24	Eastern Illinois	29*	1-1	1.000	0-0	.000	2-4	.500	2	2	4	6.4	1	4	3	0	0	4	7.1
01/26	SIUE	29*	3-10	.300	1-4	.250	3-4	.750	1	4	5	6.4	4	1	0	2	2	10	7.2
01/31	at Tennessee State	35*	4-9	.444	0-0	.000	10-15	.667	5	4	9	6.5	0	2	2	1	1	18	7.8
02/02	at Belmont	25*	5-13	.385	3-8	.375	7-7	1.000	1	9	10	6.7	3	1	0	0	2	20	8.3
02/07	Jacksonville St.	31*	1-5	.200	0-3	.000	4-6	.667	0	7	7	6.7	3	1	4	0	1	6	8.2
02/09	Tennessee Tech	28*	6-14	.429	0-3	.000	4-7	.571	5	3	8	6.7	2	1	1	2	0	16	8.6
02/14	Southeast Missouri	39*	2-5	.400	1-2	.500	3-4	.750	4	7	11	6.9	2	3	2	2	8	8.5	
02/16	at SIUE	24*	2-8	.250	1-4	.250	2-2	1.000	3	3	6	6.9	4	0	0	0	1	7	8.5
02/21	at Murray St.	28*	1-6	.167	0-2	.000	1-2	.500	4	7	11	7.0	2	3	3	2	0	3	8.3
02/23	at Austin Peay	20*	1-2	.500	0-0	.000	2-2	1.000	1	3	4	6.9	2	0	2	2	1	4	8.1
02/28	Belmont	12*	0-2	.000	0-1	.000	0-0	.000	1	0	1	6.7	2	0	0	0	0	0	7.8
03/02	Tennessee State	33*	8-11	.727	0-1	.000	4-4	1.000	6	10	16	7.0	3	1	3	0	0	20	8.2
03/07	vs Murray St.	25*	0-4	.000	0-1	.000	0-0	.000	3	4	7	7.0	4	1	0	0	2	0	8.0
03/08	vs Morehead St.	33*	4-6	.667	0-0	.000	2-2	1.000	6	6	12	7.2	3	1	4	0	0	10	8.0
03/09	vs Belmont	29*	2-4	.500	0-1	.000	3-3	1.000	3	8	11	7.3	5	0	1	0	0	7	8.0
Total		830	76-192	.396	17-58	.293	87-116	.750	80	154	234	7.3	78	46	51	22	29	256	8.0

		2019-20																		
Date	Opp	MIN	FGM/A	%	3FG/A	%	FTM/A	%	OFF	DEF	TOT	AVG	PF	AST	T/O	BLK	STL	PTS	AVG	
11/06	at Saint Louis	21	2-5	.400	0-1	.000	1-1	1.000	2	2	4	4.0	2	0	4	0	0	5	5.0	
11/11	at Mississippi St.	29*	2-6	.333	1-3	.333	1-2	.500	0	3	3	3.5	4	0	0	1	1	6	5.5	
11/14	at Gonzaga	22*	2-4	.500	1-1	1.000	0-2	.000	1	0	1	2.7	5	1	1	0	0	5	5.3	
11/21	Samford	35*	2-7	.286	1-4	.250	0-0	.000	2	6	8	4.0	1	1	5	0	0	5	5.3	
12/03	at Southern Ill.	35*	3-12	.250	0-2	.000	10-10	1.000	3	11	14	6.0	3	5	2	0	2	16	7.4	
12/08	Chattanooga	24*	0-2	.000	0-0	.000	1-2	.500	0	7	7	6.2	2	2	2	0	0	1	6.3	
12/16	Lipscomb	30*	1-3	.333	0-0	.000	4-6	.667	6	5	11	6.9	1	2	2	0	1	6	6.3	
12/19	#6 Louisville	41	4-8	.500	1-2	.500	3-5	.600	1	7	8	7.0	5	2	4	0	4	12	7.0	
12/29	at #20 Arkansas	27*	2-6	.333	0-3	.000	0-0	.000	1	5	6	6.3	1	1	6	0	1	4	6.7	
01/02	at Murray St.	27*	5-9	.556	2-3	.667	3-4	.750	4	5	9	7.1	2	2	1	0	2	15	7.5	
01/04	at Austin Peay	32*	8-16	.500	1-2	.500	5-10	.500	7	6	13	7.6	2	2	1	0	4	22	8.8	
01/09	Tennessee Tech	32*	5-8	.625	0-1	.000	8-10	.800	3	5	7	7.3	3	2	2	0	2	18	8.6	
01/12	at Belmont	37*	12-17	.706	2-4	.500	2-2	1.000	2	8	10	7.8	1	2	1	0	3	25	9.8	
01/16	Murray St.	15*	5-7	.714	2-2	1.000	2-4	.750	2	4	6	7.7	1	3	0	0	3	15	8.0	
01/23	at Eastern Illinois	31*	5-13	.385	1-4	.250	5-7	.714	4	5	9	7.8	1	3	4	0	2	16	10.5	
01/25	at SIUE	21*	1-6	.167	1-5	.200	1-2	.500	0	4	4	7.6	4	1	3	0	1	4	10.1	
01/30	at Eastern Kentucky	32*	3-9	.333	0-2	.000	3-6	.500	3	6	9	7.6	2	3	2	0	1	9	10.1	
02/01	at Morehead State	38*	10-14	.714	2-5	.400	4-5	.800	1	8	9	7.7	4	3	4	2	1	26	10.9	
02/06	Tennessee Tech	36*	5-6	.833	1-1	1.000	8-12	.667	3	9	12	7.9	3	3	1	0	0	19	11.4	
02/08	Jacksonville St.	38*	4-9	.444	0-1	.000	8-9	.889	1	10	11	8.1	2	2	2	0	1	16	11.6	
02/13	at Southeast Missouri	35*	5-12	.417	0-2	.000	2-4	.500	1	6	7	8.0	4	2	1	0	2	12	11.6	
02/15	Eastern Illinois	31*	4-6	.667	1-1	1.000	5-5	1.000	1	4	5	7.9	0	6	2	0	1	14	11.7	
02/20	at Tennessee Tech	34*	7-10	.700	0-0	.000	4-5	.800	2	9	11	8.0	4	6	3	2	0	18	12.0	
02/22	at Jacksonville St.	38*	7-9	.778	1-2	.500	0-0	.000	0	11	11	8.2	3	2	0	2	0	15	12.1	
02/27	SIUE	34*	8-14	.571	1-2	.500	4-4	1.000	2	2	4	8.0	2	5	0	1	1	21	12.5	
02/29	Southeast Missouri	40*	6-10	.600	1-1	1.000	4-5	.800	1	3	4	7.8	2	2	5	4	0	17	12.7	
03/04	vs Murray St.	26*	4-10	.400	0-0	.000	0-0	.000	1	6	7	7.8	1	3	1	1	2	8	12.8	
03/06	vs Eastern Illinois	35*	7-12	.583	1-3	.333	5-10	.500	2	7	9	7.9	5	6	3	0	0	20	12.8	
03/07	vs Southeast Missouri	38*	4-14	.286	0-3	.000	4-6	.667	1	6	7	7.8	3	0	2	0	2	12	12.7	
Total		928	128	459	486	19-60	317	98-138	710	57	170	227	7.8	73	78	63	22	32	360	12.7





# DAMIAH GRIFFIN

FORWARD | 6-0 | R-JUNIOR

MEMPHIS, TENN | WHITE STATION HS

22

## AWARDS AND HONORS

- Two-time OVC Freshman of the Week: 13/31/18 and 1/8/19
- OVC Commissioner's Honor Roll: (2019-20)
- Athletic Director's Honor Roll (Fall 2019, Spring 2020)

## 2019-20 SEASON

Played and started in 12 games for the Skyhawks before suffering a season-ending injury...Averaged 12.0 points, 5.5 rebounds, 1.2 assists, 1.6 steals and 0.3 blocks in 28.8 minutes per game...Tallied 144 points, 66 rebounds, 21 assists, 19 steals and four blocks...Shot 37.9 percent from the field, 32.1 percent from beyond the arc and 81.4 percent from the free throw line...Scored in double figures in eight games against Saint Louis (Nov. 6), No. 10 Mississippi State (Nov. 11), Gonzaga (No. 14), Samford (Nov. 21), Chattanooga (Dec. 8), No. 6 Louisville (Dec. 19), No. 20 Arkansas (Dec. 29) and Murray State (Jan. 2)...Posted career-highs with a double-double against No. 6 Louisville (Dec. 16) with 25 points and 10 rebounds...Made a season-high 10-of-10 free throws at No. 23 Gonzaga (Nov. 14)...Knocked down a season-high three three-pointers against Murray State (Jan. 2)...Tallied eight games with at least five rebounds...Dished out multiple assists on four occasions, including a season-high three assists against Samford (Nov. 21) and IUPUI (Nov. 25)...Tallied blocks against Saint Louis (Nov. 6), Samford (Nov. 21), Chattanooga (Dec. 8) and No. 20 Arkansas (Dec. 29)...Posted six multi-steal outings, including a season-high four steals against Samford (Nov. 21)...Named to OVC Commissioner's Honor Roll...Named to Athletic Director's Honor Roll for both fall and spring semester.

## 2018-19 SEASON

Named OVC Freshman of the Week twice...Played in all 32 games for the Skyhawks while earning 10 starts...Averaged 8.1 points, 3.5 rebounds, 0.6 assists, 1.2 steals and 0.3 blocks in 16.2 minutes per game...Tallied 260 points, 113 rebounds, 19 assists, 38 steals and 11 blocks...Shot 48.8 percent from the field, 27.3 percent from beyond the arc and 74.6 percent from the free throw line...Tallied 12 games in double figures, including a season-high 17 points against Christian Brothers (Nov. 19) and Chattanooga (Nov. 28)...Posted a span of games where she scored in double figures in nine of 12 contests...Notched 10 games with at least five rebounds, including a season-high nine rebounds against Mississippi Valley State (Dec. 29)...Dished out a season-high three assists against IUPUI (Nov. 13), Arkansas State (Nov. 17) and Belmont (Feb. 28)...Notched 10 multi-steal outings, including a season-high five steals against Christian Brothers (Nov. 19)...Tallied a season-high two blocks against Murray State (March 7).

## 2017-18 SEASON

Granted medical redshirt.

## HIGH SCHOOL

Griffin joins the Skyhawks from White Station High School where she played for head coach Tommy Warren while helping lead the Lady Spartans to a 26-4 record and a District 16AAA title...She averaged 9.6 points, 4.5 rebounds, 2.8 assists, 2.2 steals and 0.8 blocks per game as a senior...She posted a strong junior campaign, averaging 16.0 points and 8.0 rebounds per game...Tallied a career-high 39-point performance during her junior season en route to being named to the AAA Commercial Appeal Best of Preps team.

## PERSONAL

Born on March 18, 1999...Daughter of Henry and Lolissa Griffin...Has one sibling, Darius...Majoring in exercise science and wellness.

## CAREER GAME-BY-GAME STATISTICS

		2017-18																																			
Date	Opp	MIN	FGM/A	%	3FG/A	%	FTM/A	%	OFF	DEF	TOT	AVG	PF	AST	T/O	BLK	STL	PTS	AVG	Redshirt																	



# HAYLEY HARRISON

GUARD | 5-10 | R-FRESHMAN



23

WINCHESTER, KY | GEORGE ROGERS CLARK HS

## 2019-20 SEASON

- Granted medical redshirt.

## HIGH SCHOOL

Prepped at George Rogers Clark High School where she played for head coach Robbie Graham and Scott True...Averaged 16.4 points per game while shooting 49.1 percent from the floor, 39.4 percent from beyond the arc and 79.5 percent from the free throw line as a senior...Tallied 22 points and eight rebounds at the Republic Bank/Coca-Cola Consolidated Louisville Invitational...Helped lead the Lady Cardinals back-to-back KHSAA Girls Sweet Sixteen Basketball Tournament appearances as a junior and senior...Played in 33 games as a junior, tallying 13.1 points and 2.5 rebounds per game along with shooting 50 percent from the floor...Made 58 three-pointers while shooting 43.6 percent from beyond the arc...Named to the 2018 Kentucky Junior All-Stars team.

## PERSONAL

Born on July 2, 2001...Daughter of Sonny and Jennifer Harrison...Has two siblings, Hagan and Houston...Majoring in graphic design.

## CAREER GAME-BY-GAME STATISTICS

Date	Opp	MIN		FGM/A		%	3FG/A		%	FTM/A		%	OFF	DEF	TOT	AVG	PF	AST	T/O	BLK	STL	PTS	AVG

2019-20

FTM/A %

Redshirted

## HAYLEY HARRISON CAREER STATISTICS

Year	GP-GS	Min	Avg	FG-A	Pct	3FG-A	Pct	FT-A	Pct	Off	Def	Tot	Avg	PF	A	TO	Blk	Stl	Pts	Avg
19-20	-	-	-	-	-	-	-	-	Redshirt	-	-	-	-	-	-	-	-	-	-	-
Total	0-0	0	0.0	0-0	.000	0-0	.000	0-0	.000	0	0	0	0.0	0	0	0	0	0	0	0.0

## SKYHAWK CAREER BESTS

Points: N/A

Assists: N/A

Field Goals Made: N/A

3-Pointers Made: N/A

Free Throws Made: N/A

Rebounds: N/A

Steals: N/A

Attempted: N/A

Attempted: N/A

Attempted: N/A

Blocks: N/A





# KYANNAH GRANT

GUARD | 5-7 | JUNIOR

CHOCTAW, MISS | CHOCTAW CENTRAL HS

31

## AWARDS AND HONORS

- OVC Commissioner's Honor Roll (2018-19, 2019-20)
- Athletic Director's Honor Roll (Fall 2019, Spring 2020)

## 2019-20 SEASON

Played in 29 games while starting her final 24 games for the Skyhawks before suffering a season-ending injury...Ranked amongst OVC leaders in assists (3.4, eighth) and assist/turnover ratio (1.2, 10th)...Averaged 6.0 points, 2.2 rebounds, 3.4 assists, 1.4 steals and 0.3 blocks in 29.1 minutes per game...Tallied 174 points, 63 rebounds, 99 assists, 41 steals and eight blocks...Shot 37.5 percent from the field, 30.0 percent from beyond the arc and 78.3 percent from the free throw line...Scored in double figures in five games against Lipscomb (Nov. 16), Murray State (Jan. 16), Jacksonville State (Feb. 8), Eastern Illinois (Feb. 15) and Tennessee Tech (Feb. 20)...Scored a season-high 18 points against Eastern Illinois (Feb. 15)...Went 5-for-5 from beyond the arc against Tennessee Tech (Feb. 20)...Made three or more three-pointers in four games...Tallied four games with at least five rebounds against No. 6 Louisville (Dec. 29), Murray State (Jan. 16), SIUE (Jan. 25) and Eastern Kentucky (Jan. 30)...Dished out five or more assists in eight games against Lipscomb (Dec. 16), Murray State (Jan. 16), Eastern Illinois (Jan. 23), Eastern Kentucky (Jan. 30), Tennessee Tech (Feb. 6), Jacksonville State (Feb. 8), SIUE (Feb. 27) and Southeast Missouri (Feb. 29)...Tallied a season-high nine assists against Southeast Missouri (Feb. 29)...Posted 11 games with multiple steals, including a season-high five steals against Belmont (Jan. 11)...Equalled a season-high with two blocks against Jacksonville State (Feb. 8) and SIUE (Feb. 27)...Named to OVC Commissioner's Honor Roll...Named to Athletic Director's Honor Roll in both fall and spring semesters.

## 2018-19 SEASON

Played in 26 games for the Skyhawks...Averaged 2.9 points, 0.6 rebounds, 1.2 assists and 0.7 steals in 8.5 minutes per game...Tallied 75 points, 16 rebounds, 32 assists and 17 steals...Tallied a pair of games in double figures...Scored a season-high 14 points against Christian Brothers (Nov. 19)...Tallied 11 points vs. SIUE (Jan. 26)...Recorded a season-high three rebounds against Christina Brothers (Nov. 19) and SIUE (Jan. 26)...Notched 10 games with multiple assists, including six games with three...Snatched a season-high five steals against Christian Brothers (Nov. 19)...Named to OVC Commissioner's Honor Roll.

## HIGH SCHOOL

Prepped at Choctaw Central High School where she played for head coach Bill Smith...Joins her fraternal twin sister, Kyarah, after leading the Warriors to back-to-back Mississippi 3A state championships with a combined record of 65-4 over the past two seasons...Averaged 7.6 points, 2.2 rebounds and 1.9 assists per game as a senior, including 13 points and a team-high six rebounds in the state championship game...Named to the 2017-18 Clarion Ledger girls' basketball Dandy Dozen and 2018 Premier Preps of East Mississippi team...Four-time all-region selection...Played in the Mississippi-Alabama All-Star game...Averaged 10.0 points, five rebounds and four assists per game as a

junior...Ranked as a three-star guard by ESPN with a scout grade of 88 and as the 83rd-best point guard in the nation.

## PERSONAL

Born on Aug. 25, 2000...Daughter of Shaun and Gwendolyn Grant...Has three siblings, She'Chem, Sri and Kyarah...Majoring in biology, pre-med.

## CAREER GAME-BY-GAME STATISTICS

		2018-19																	
Date	Opp	MIN	FGM/A	%	3FG/A	%	FTM/A	%	OFF	DEF	TOT	AVG	PF	AST	T/O	BLK	STL	PTS	AVG
11/06	Samford	7	1-1	1.000	0-0	.000	0-0	.000	0	1	1	1.0	0	1	1	0	1	2	2.0
11/09	Southern Ill.	7	1-2	.500	0-0	.000	2-2	1.000	1	0	1	1.0	2	3	1	0	2	4	3.0
11/13	at IUPUI	6	1-1	1.000	1-1	1.000	0-0	.000	0	0	0	0.7	0	0	0	0	0	3	3.0
11/17	Arkansas St.	12	1-1	1.000	1-1	1.000	0-0	.000	0	0	0	0.5	1	0	1	0	2	3	3.0
11/19	Christian Bros.	19	6-10	.600	1-3	.333	1-1	1.000	2	1	3	1.0	0	3	2	0	5	14	5.2
11/25	at Northwestern	13	2-4	.500	0-1	.000	0-0	.000	1	0	1	1.0	5	2	3	0	0	4	5.0
11/28	at Chattanooga	18	2-3	.667	0-0	.000	0-0	.000	0	0	0	0.9	3	3	0	0	2	4	4.9
12/04	at No. 4 Louisville	16	0-3	.000	0-1	.000	2-2	1.000	1	1	2	1.0	3	2	6	0	0	2	4.5
12/09	at Lipscomb	15	0-3	.000	0-2	.000	0-0	.000	0	0	0	0.9	1	3	1	0	0	0	4.0
12/29	Mississippi Val.	12	2-2	1.000	1-1	1.000	0-0	.000	0	0	0	0.8	2	3	2	0	2	5	4.1
01/03	at Eastern Illinois	4	0-0	.000	0-0	.000	0-0	.000	0	0	0	0.7	0	0	0	0	0	0	3.7
01/05	at Southeast Missouri	3	1-1	1.000	1-1	1.000	0-0	.000	0	0	0	0.7	1	0	0	0	0	3	3.7
01/10	Murray St.	4	1-1	1.000	1-1	1.000	0-0	.000	0	0	0	0.6	0	1	0	0	0	3	3.6
01/12	Austin Peay	1	0-0	.000	0-0	.000	0-0	.000	0	0	0	0.6	1	1	0	0	0	0	3.4
01/17	at Eastern Kentucky	3	0-0	.000	0-0	.000	2-2	1.000	0	0	0	0.5	0	1	0	0	0	2	3.3
01/24	Eastern Illinois	19	2-3	.667	1-1	1.000	0-0	.000	1	0	1	0.6	2	2	2	0	0	5	3.4
01/26	SIUE	16	3-5	.600	2-4	.500	3-4	.750	1	2	3	0.7	1	2	2	0	1	11	3.8
01/31	at Tennessee State	8	0-1	.000	0-0	.000	0-0	.000	0	0	0	0.7	2	0	0	0	0	0	3.6
02/02	at Belmont	15	2-3	.667	0-0	.000	0-1	.000	1	2	3	0.7	4	3	0	0	2	4	3.6
02/07	Jacksonville St.	2	0-0	.000	0-0	.000	0-0	.000	0	0	0	0.7	2	0	1	0	0	0	3.5
02/09	Tennessee Tech	4	0-0	.000	0-0	.000	0-0	.000	0	0	0	0.7	0	0	0	0	0	0	3.5
02/14	Southeast Missouri	2	0-1	.000	0-1	.000	0-0	.000	0	0	0	0.6	1	0	1	0	0	0	3.1
02/16	at SIUE	7	1-1	1.000	1-1	1.000	0-0	.000	0	0	0	0.6	2	2	1	0	0	3	3.1
02/21	at Murray St.	7	0-2	.000	0-2	.000	1-2	.500	0	1	1	0.6	0	0	0	0	0	1	3.0
03/02	Tennessee State	1	0-1	.000	0-1	.000	0-0	.000	0	1	1	0.6	0	0	0	0	0	0	2.9
03/07	vs Murray St.	1	1-1	1.000	0-0	.000	0-0	.000	0	0	0	0.6	0	0	0	0	0	2	2.9
Total		222	27-50	.540	10-22	.455	11-14	.786	8	8	16	0.6	33	32	24	0	17	75	2.9

		2019-20																	
Date	Opp	MIN	FGM/A	%	3FG/A	%	FTM/A	%	OFF	DEF	TOT	AVG	PF	AST	T/O	BLK	STL	PTS	AVG
11/11	at Mississippi St.	4	0-1	.000	0-0	.000	1-2	.500	0	1	1	1.0	0	0	0	0	0	1	1.0
11/14	at Gonzaga	14	1-4	.250	0-1	.000	1-2	.500	0	1	1	1.0	0	0	1	0	0	3	2.0
11/21	Samford	11	0-2	.000	0-2	.000	0-0	.000	1	2	3	1.7	1	2	4	0	0	0	1.3
11/25	IUPUI	4	0-0	.000	0-0	.000	0-0	.000	0	0	0	0.3	0	0	0	0	1	0	1.0
11/30	at Illinois State	22	0-0	.000	0-0	.000	0-0	.000	0	1	1	1.2	0	4	1	4	0	0	0.8
12/03	at Southern Ill.	36*	1-3	.333	0-1	.000	1-2	.500	0	3	3	1.5	1	4	4	0	3	3	1.2
12/08	at Chattanooga	18*	0-4	.000	0-1	.000	0-0	.000	0	1	1	1.4	1	2	0	0	2	0	1.0
12/16	#6 Louisville	29*	4-5	.800	3-4	.750	2-2	1.000	0	0	0	1.3	2	6	1	0	2	13	2.5
12/19	#2 Louisville	46*	2-12	.167	0-5	.000	2-5	.400	2	3	5	1.7	2	2	5	0	2	6	2.9
12/29	at #20 Arkansas	26*	1-6	.167	1-5	.200	0-0	.000	0	0	0	1.5	5	3	5	0	1	3	2.9
01/02	at Murray St.	26*	2-8	.250	1-4	.250	2-2	1.000	0	1	1	1.5	1	3	1	0	3	7	3.3
01/04	at Austin Peay	34*	0-3	.000	0-2	.000	5-6	.833	0	1	1	1.4	3	3	8	0	0	5	3.4
01/09	Tennessee St.	23*	2-4	.500	0-2	.000	0-0	.000	0	1	1	1.4	2	4	3	0	2	4	3.5
01/11	Belmont	35*	2-5	.400	0-2	.000	2-4	.500	0	2	2	1.4	1	3	3	0	5	6	3.6
01/16	Murray St.	36*	6-10	.600	4-7	.571	0-1	.000	2	4	6	1.7	0	8	3	0	1	16	4.5
01/18	Austin Peay	32*	1-3	.333	0-1	.000	2-2	1.000	0	2	2	1.8	4	3	3	1	3	4	4.4
01/23	at Eastern Illinois	40*	2-5	.400	1-3	.333	0-0	.000	0	0	0	1.6	3	6	4	0	4	5	4.5
01/25	at SIUE	32*	3-7	.429	1-3	.333	0-0	.000	1	5	6	1.9	1	3	4	0	0	7	4.6
01/30	at Eastern Kentucky	28*	1-11	.091	0-5	.000	2-2	1.000	4	4	8	2.2	1	5	3	0	1	4	4.6
02/01	at Morehead State	39*	3-6	.500	0-1	.000	2-2	1.000	0	1	1	2.2	3	0	1	0	1	8	4.8
02/06	Tennessee Tech	40*	0-7	.000	0-5	.000	0-0	.000	1	0	1	2.1	2	5	3	1	1	0	4.5
02/08	Jacksonville St.	32*	4-8	.500	1-3	.333	4-4	1.000	2	2	4	2.2	1	5	3	2	1	13	4.9
02/13	at Southeast Missouri	40*	3-8	.375	1-3	.333	2-2	1.000	0	3	3	2.2	3	3	3	0	0	9	5.1
02/15	Eastern Illinois	40*	6-8	.750	4-5	.800	2-2	1.000	1	0	1	2.2	1	2	3	0	2	18	5.6
02/20	at Tennessee Tech	39*	5-5	1.000	5-5	1.000	2-2	1.000	0	1	1	2.1	2	4	3	1	1	17	6.1
02/22	at Jacksonville St.	38*	1-2	.500	0-1	.000	2-2	1.000	1	3	4	2.2	2	4	4	0	1	4	6.0
02/27	SIUE	38*	4-9	.444	1-5	.200	0-0	.000	1	2	3	2.2	3	6	1	2	2	9	6.1
02/29	Southeast Missouri	40*	3-6	.500	1-4	.250	2-2	1.000	0	3	3	2.3	0	9	6	1	2	9	6.2
03/04	vs Murray St.	2*	0-0	.000	0-0	.000	0-0	.000	0	0	0	2.2	0	0	2	0	0	0	6.0
Total		844	57-152	.375	24-80	.300	36-46	.783	16	47	63	2.2	45	99	82	8	41	174	6.0

## KYANNAH GRANT CAREER STATISTICS

Year	GP-GS	Min	Avg	FG-A	Pct	3FG-A	Pct	FT-A	Pct	Off	Def	Tot	Avg	PF	A	TO	Blk	Stl	Pts	Avg
18-19	26-0	222	8.5	27-50	.540	10-22	.455	1-14	.786	8	8	16	0.6	34	32	24	0	17	75	2.9
19-20	29-24	844	29.1	57-152	.375	24-80	.300	36-46	.783	16	47	63	2.2	45	99	82	8	41	174	6.0
Total	55-24	1066	19.4	84-202	.416	34-102	.333	47-60	.783	24	55	79	.4	79	131	106	8	58	249	4.5

## SKYHAWK CAREER BESTS

Points: 18 vs. Eastern Illinois (2/15/20)

Assists: 9 vs. Southeast Missouri (2/29/20)

Field Goals Made: 6, 3x, last vs. Eastern Illinois (2/15/20)

3-Pointers Made: 5 at Tennessee Tech (2/20/20)

Free Throws Made: 5 at Austin Peay (1/4/20)

Rebounds: 8 at Eastern Kentucky (1/30/20)

Steals: 5, 2x, last vs. Belmont (1/11/20)

Attempted: 12 vs. No. 6 Louisville (12/19/19)

Attempted: 7 vs. Murray State (1/16/20)

Attempted: 6 at Austin Peay (1/4/20)



# PAIGE PIPKIN

GUARD | 5-10 | R-JUNIOR



35

HENDERSON, TENN | CHESTER COUNTY HS

## AWARDS AND HONORS

- OVC Commissioner's Honor Roll: (2018-19, 2019-20)
- Athletic Director's Honor Roll: (Fall 2019, Spring 2020)

## 2019-20 SEASON

Missed the season due to injury...Named to OVC Commissioner's Honor Roll...Named to Athletic Director's Honor Roll in both fall and spring semesters.

## 2018-19 SEASON

Played and started three games for the Skyhawks before suffering a season-ending injury...Averaged 2.7 points, 1.0 rebounds, 2.7 assists and 0.3 steals in 18.3 minutes per game...Tallied eight points, three rebounds, eight assists and one steal...Shot 25.0 percent from the floor...Scored a season-high four points against Southern Illinois (Nov. 9) and IUPUI (Nov. 13)...Recorded three rebounds against Southern Illinois...Tallied four assists against IUPUI (Nov. 13)...Named to OVC Commissioner's Honor Roll.

## 2017-18 SEASON

Granted medical redshirt.

## HIGH SCHOOL

Pipkin joins the Skyhawks from Chester County High School where she played for her mother Lee Pipkin...During her senior year she averaged 20.1 points and 6.5 rebounds per game while shooting 46.7 percent from the floor...Named to the All-West Tennessee Girls Basketball first team along with being tabbed the 2017 All-West Tennessee Female Athlete of the Year...Averaged 21.3 points, 7.4 rebounds, 3.7 steals and 3.5 assists as a junior en route to yet another All-West Tennessee first team selection...A two-time TSWA Class AA all-state honoree, she was also heralded as a Jackson Sun Super Senior...Pipkin also softball, volleyball and soccer – where she was also an all-state performer.

## PERSONAL

Born on Oct. 4, 1998...Daughter of Brandon and Lee Pipkin...Has two siblings, Kara and Hunt...Majoring in sports business...Granddaughter of Julian Nunamaker who is in the UT Martin Athletics Hall of Fame for his decorated football career.

## CAREER GAME-BY-GAME STATISTICS

Date	Opp	MIN	FGM/A	%	3FG/A	%	FTM/A	%	OFF	DEF	TOT	AVG	PF	AST	T/O	BLK	STL	PTS	AVG
2017-18																			
Redshirted																			
Date	Opp	MIN	FGM/A	%	3FG/A	%	FTM/A	%	OFF	DEF	TOT	AVG	PF	AST	T/O	BLK	STL	PTS	AVG
11/06	Samford	18*	0-2	.000	0-2	.000	0-0	.000	0	0	0	0.0	2	2	3	0	0	0	0.0
11/09	Southern Ill.	19*	2-8	.250	0-3	.000	0-0	.000	1	2	3	1.5	1	2	2	0	1	4	2.0
11/13	at IUPUI	18*	2-6	.333	0-2	.000	0-0	.000	0	0	0	1.0	1	4	3	0	0	4	2.7
Total		55	4-16	.250	0-7	.000	0-0	.000	1	2	3	1.0	4	8	8	0	1	8	2.7
2019-20																			
Injured																			
Date	Opp	MIN	FGM/A	%	3FG/A	%	FTM/A	%	OFF	DEF	TOT	AVG	PF	AST	T/O	BLK	STL	PTS	AVG

## PAIGE PIPKIN CAREER STATISTICS

Year	GP-GS	Min	Avg	FG-A	Pct	3FG-A	Pct	FT-A	Pct	Off	Def	Tot	Avg	PF	A	TO	Blk	Stl	Pts	Avg
17-18	-	-	-	-	-	-	-	-	-	Redshirt	-	-	-	-	-	-	-	-	-	-
18-19	3-3	55	18.3	4-16	.250	0-7	.000	0-0	.000	1	2	3	1.0	4	8	8	0	1	8	2.7
19-20	-	-	-	-	-	-	-	-	-	Injured	-	-	-	-	-	-	-	-	-	-
Total	3-3	55	18.3	4-16	.250	0-7	.000	0-0	.000	1	2	3	1.0	4	8	8	0	1	8	2.7

## SKYHAWK CAREER BESTS

Points: 4, 2x, last at IUPUI (11/13/18)

Assists: 4 at IUPUI (11/13/18)

Field Goals Made: 2, 2x, last at IUPUI (11/13/18)

3-Pointers Made: N/A

Free Throws Made: N/A

Rebounds: 3 vs. Southern Illinois (11/9/18)

Steals: 1 vs. Southern Illinois (11/9/18)

Attempted: 8 vs. Southern Illinois (11/9/18)

Attempted: 3 vs. Southern Illinois (11/9/18)

Attempted: N/A

Blocks: N/A





# HALEY NICHOLS

FORWARD | 6-0 | FRESHMAN

AVON, IND | AVON HS

44

## High School

Prepped at Avon High School where she played for head coach Corie West... Tallied 1,125 points, 725 rebounds, 142 assists, 116 steals and 39 blocks in her prep career... Averaged 14.2 points, 9.2 rebounds, 2.0 assists and 1.4 steals per game as a senior... Shot 59 percent from the field and 39 percent from beyond the arc... Posted 24 career double-doubles... Joined the 1,000-point club with 15 points against Danville... Excelled in track and field, making the state final in shot put and discus three times... Named IU Health West ICONic Athlete of the Week... Tabbed a three-time all-county and all-conference honoree.

## PERSONAL

Born on Feb. 2, 2002... Daughter of David Nichols... Majoring in biology.

## HALEY NICHOLS CAREER STATISTICS

Year	GP-GS	Min	Avg	FG-A	Pct	3FG-A	Pct	FT-A	Pct	Off	Def	Tot	Avg	PF	A	TO	Blk	Stl	Pts	Avg
Total	-	-	-	-	-	-	-	-	-	-	-	-	-	-	-	-	-	-	-	-

## SKYHAWK CAREER BESTS

Points: N/A

Assists: N/A

Field Goals Made: N/A

3-Pointers Made: N/A

Free Throws Made: N/A

Rebounds: N/A

Steals: N/A

Attempted: N/A

Attempted: N/A

Attempted: N/A

Blocks: N/A



**Lydia Hazelwood**

STUDENT MANAGER



**Ally Smith**

STUDENT MANAGER

20

SEASON

# PREVIEW

SEASON PREVIEW .....	64-65
ROSTER QUICK GLANCE .....	66
OPPONENTS .....	67

21



# UT MARTIN SEEKS HEALTH AND CONTINUITY IN AN UNCERTAIN SEASON

The last time that the University of Tennessee at Martin women's basketball team graced the court was in the title game of the Ohio Valley Conference Basketball Championship on March 7, earlier this year.

When the final buzzer sounded in the Ford Center and their NCAA Tournament dreams came to an end, the Skyhawks still had hope of a deep run in the Women's NIT until the COVID-19 pandemic turned not only the collegiate realm but the world on its axis.

With a lengthy offseason of cancelations, postponements and uncertainty in focus, once student-athletes returned to campus in August the NCAA approved to push back the season start date to Nov. 25 in hope of creating a more controlled and less populated campus environment. The Skyhawks finally returned to the hardwood in an official capacity with practice beginning on Oct. 14 – capping a seven-month hiatus.

Meanwhile in the current climate, numerous cancelations and postponements are happening daily around the college basketball world, making the art of scheduling resemble more a Rubik's cube than a word search. With severe travel restrictions and testing protocols affecting schedule conversations, the Skyhawk coaching staff has been working connections tirelessly to fill its 25-game schedule with five non-conference games.

"Putting together a competitive schedule is always a challenge when you have a quality program," UT Martin head coach Kevin McMillan said. "We take pride in piecing together a strong schedule which will prepare us for OVC play and we had a really nice slate with numerous nationally ranked opponents and mid-major foes before everything got changed."

"Non-conference games are huge for a normal year because you usually have 11 games to get ready," McMillan continued. "Now we are looking at 3-5 games max outside of league play and that could be a problem. Right now, most of our players that finished last year with injuries won't be back for us until conference play. So the problem we will face is once we hopefully get our chemistry together, we will add another player, then another two weeks later. While we look forward to getting them back, there will be a learning curve."

Opening his 12th season at UT Martin as the program's all-time leader in career victories with a mark of 218-132, McMillan is accustomed to making adjustments on the fly but the dynamics of the 2020-21 season are like none he has faced in his three decades in the coaching ranks.

"The biggest key to this season is which teams are going to be healthy at what time," McMillan said. "There are always regular injuries along the way but the unknown with the virus, how it affects people and alters teams is completely unprecedented. We just hope that the players who do get the virus, end up being healthy long term, which is most important. Health may be the biggest single issue in all of college sports this season."

In a traditional year the focus would be on the players and the team that will call the Kathleen and Tom Elam Center home. Tradition is another word that also describes the team's recent success over the past decade which ranks amongst the best mid-majors in the country. Not only do the Skyhawks enter the 2020-21 season as the OVC favorites, UT Martin entered the preseason ranked 10th in the Mid-Major Top 25 while receiving votes in the Preseason USA TODAY Coaches' Poll for the first time in program history.

The cupboard is far from bare from a team which returns 13 players off a squad which posted a 22-10 overall record last season while cruising to a 16-2 mark in league play to garner the program's sixth regular season championship.

Highlighting the squad is the senior duo of Chelsey Perry and Maddie Waldrop which each followed up All-OVC first team honors last season with similar preseason nods. The pair combined to score 35.8 points per game last season while averaging over 7.8 rebounds per game and tallying 108 blocks.

Perry placed her name among the nation's elite performers after a spectacular junior campaign in which she garnered All-American honors along with numerous other postseason accolades including TSWA and OVC Player of the Year honors. She continued to add to her award honors by being named to the Becky Hammon Mid-Major Player of the Year, Katrina McClain Award and Jersey Mike's Naismith Player of the Year watch lists while also being tabbed as the OVC Preseason Player of the Year by both the media and coaching panels.

In her breakout season, Perry ranked first nationally in field goals made (286), second in total points (740) and third in both points per game (23.1) and field goal attempts (386). The Skyhawk forward also ranked 11th nationally in blocks (86) and 17th in blocks per game (2.69). As a whole, she averaged 23.1 points, 7.0 rebounds, 2.7 blocks, 2.0 assists and 1.6 steals per game while her 740 points ranked sixth in program history. Some of her top individual performances include a 42-point outing against Lipscomb and an eight-block contest against IUPUI.

Waldrop used her junior season to make the leap from a consistent contributor to one of the league's elite performers. A two-time Preseason All-OVC honoree, Waldrop claimed All-OVC first team honors last season after averaging 12.7 points, 7.8 rebounds, 2.7 assists and 1.1 steals per game. She ranked amongst OVC leaders in defensive rebounds (5.9, fourth), field goal percentage (48.6, fifth), rebounding (7.8 rpg, seventh) and scoring (12.7 ppg, eighth). Waldrop scored in double figures 19 times while eclipsing 20 points or more on four occasions.

Her numbers were even stronger in conference play where she ranked second in field goal percentage (54.7 percent), third in assist/turnover ratio (1.8), fourth in defensive rebounding (6.2), fifth in scoring (15.8 ppg), fifth in

**Jersey Mike's**  
SINCE 1996  
SUBS

**NAISMITH**  
— WOMEN'S COLLEGE PLAYER OF THE YEAR —  
**TROPHY**

rebounds (8.4 rpg) and eighth in blocks (18). She posted her best offensive game with 26 points against Morehead State while tallying seven double-doubles, including a dominant performance against Austin Peay where she tallied 22 points and 13 rebounds.

"The culture that our senior class – especially Chelsey and Maddie – has come in and grabbed, then taken and put on different levels is incredible," McMillan said. "They have shown how to be good teammates, take care of each other and relayed the value of getting to know one another off the court. It is really fun to see the life-long relationships that have been formed. On the court, they are just workers. They come to work every day, trust us, don't get their feelings hurt and are leaders. That whole senior class is special and I hope that we can honor them with this season."

While the squad has a pair of stars garnering much of the recognition, the Skyhawks feel its strength will be the depth of talent throughout the roster. UT Martin boasts a total of 11 players which saw action last year – including six players which started at least 12 games a year ago. Sophomore Dasia Young (6.2 ppg, 3.0 rpg) returns after starting in the final 19 games of the season as a true freshman while senior Demi Burdick (4.5 ppg, 3.1 rpg) showed strong flashes of growth as the season developed. Other contributors include Sade' Hudson, Macy Rippey and Raegan Johnson while junior guard Emma Davis will miss the season with an offseason injury.

"We have quite a few who have really developed," McMillan stated. "Dasia has continued to improve and gain that maturity which is to be expected after your first year. Then when you look at someone like Demi, who has always been a mature and hardworking player, but in the past there has been a little disconnect in her abilities and what she shows on the court. This offseason has seen that connection start to come together as she has more confidence in herself and I think you will see a different player on the floor. She has always been a great teammate and now that it is really clicking, I think we could see her take a huge step forward."

"As a coach, all you want to do is try and elicit growth," McMillan said. "If a player is growing, I really don't care where it is. Whether it is in basketball, school, work or life, if they are getting better in any avenue of their life, it will help us as a team. It is so fun watching our kids grow up and I think our fans will be able to see that on the court."

Along with the development of the team's returners, the Skyhawks are looking to a group of performers which should make waves when returning to action. UT Martin continued to elevate last season in spite of its limitations – specifically in relation to its injury concerns – which saw the program finish the year without six contributors due to season-ending injuries. The Skyhawks hope to welcome back five of those players this season with Kyannah Grant, Damiah Griffin, Hayley Harrison, Zaire Hicks and Paige Pipkin working through offseason rehab programs.

Grant stepped up for the Skyhawks last season to take control of duties at point guard where she started 24 games and averaged 6.0 points and 3.4 assists per game. Griffin started in each of the first 12 games before her injury, averaging 12.7 points and 7.8 rebounds per game – including an impressive double-double with 25 points and 10 rebounds against Louisville. Hicks

started the first two games of the season before a freak accident scrapped her junior campaign while Harrison and Pipkin sat out the entire year.

"We are starting to see a glimmer in their eye about getting to play again," McMillan said. "They are excited but we are really trying to be patient to keep them on their individual recovery plans but hopefully we will get them back in the fold during the conference slate. Those are all players that can come in and instantly contribute."

UT Martin welcomes two newcomers to the team in the form of Louisville transfer Seygan Robins and prep forward Haley Nichols. Robins joined the Skyhawks after spending parts of two seasons at Louisville where she appeared in 28 games before missing most of last season with an injury. Healthy and ready to contribute in a new uniform, the former five-star prospect brings a championship pedigree with a pair of state championships along with 2018 Kentucky Miss Basketball and Gatorade Player of the Year honors to the Skyhawks.

"Seygan has all of the instincts that we need at the point guard position," McMillan said. "She is a winner than has played for great high school and travel ball teams along with an elite program like Louisville. She knows what we are trying to accomplish. Her thing will be how quickly she can get comfortable with her coaches, teammates and our system. She is a great fit for our team culturally being a great teammate and hard worker."

When you put together the ingredients of a great culture, strong returning contributors and an impact transfer with a defending league champion – hopes are high for a season like none other.

"If you put the health aspect to the side – assuming we are completely healthy – this is the best team that we have ever put together top to bottom," McMillan said. "That is nothing against the teams of the past, but top to bottom, this team has more depth. We want to see this team take its next step and I think it could be a really, really big one."

"I really believe we are a NCAA Tournament team, but anything can happen and we can get knocked out. That is what is so exciting about March because anyone can win on any day. I think this team has the potential to beat teams in the tournament because we are not one-dimensional and have a lot of balance. Now the health of the team will completely dictate if we can live up to that level, but we certainly believe we have that potential."

"This group's ability is really high. This team – with everyone healthy – has a larger room for error. The problem for us is that we don't have the non-conference portion to work on it since we are still trying to get completely healthy and it will take some time. I bet this year we will have 10 different starting lineup rotations when everything is said and done. It is almost like, the day of the game, alright who do we have? We hope we can have a good December and a solid January while really finding our groove in February, propelling ourselves into March once we get everyone back and acclimated."



## PRESEASON

# ALL OVC



MADDIE  
WALDROP 21

20 CHELSEY  
PERRY





# ROSTER QUICK GLANCE



## PLAYERS RETURNING (10)

##	Player	GP-GS	MPG	PPG	RPG	APG	BLK	STL	Notes
0	<b>EMMA DAVIS</b> (5-10   Jr.   G) Harrodsburg, Ky.   Mercer County HS	27-1	5.3	0.9	0.6	0.2	0	13	Will miss 2020-21 season with injury...Scored in double figures twice in her career...Tallied career-high 11 points against Mississippi Valley State
2	<b>SADE HUDSON</b> (5-8   Jr.   G) Memphis, Tenn.   Trezevant HS	14-1	14.9	3.8	1.5	1.1	1	12	Scored in double figures five times in her career...Member of UTM ROTC...Tallied career-high 14 points against Southern Illinois
3	<b>MACY RIPPY</b> (5-9   So.   G) Clarksville, Tenn.   Rossview HS	20-0	4.1	0.6	0.4	0.2	0	1	Saw action in 20 games as true freshman...Scored career-high three points at Eastern Kentucky
10	<b>RAEGAN JOHNSON</b> (6-2   So.   F) Martin, Tenn.   Westview HS	20-0	3.9	0.8	1.2	0.2	0	3	Saw action in 20 games as true freshman...Tallied career-high four points against Murray State (twice) and Arkansas
11	<b>DASIA YOUNG</b> (5-11   So.   F) Jonesboro, Ark.   Nettleton HS	31-20	23.2	6.2	3.0	1.5	6	21	Started the final 19 games of the season...Scored career-high 15 points at SIUE...Tallied seven games in double-figures
13	<b>DEMI BURDICK</b> (6-2   Sr.   F) Marshall, Ill.   Marshall HS	27-16	15.5	4.5	3.1	1.0	17	13	Started in 16 games last season...Scored career-high 14 points vs. Murray State in OVC Tournament...Notched four games in double-figures for her career
20	<b>CHELSEY PERRY</b> (6-2   Sr.   F) Middleton, Tenn.   Middleton HS	32-32	34.2	23.1	7.9	2.0	86	52	OVC Player of the Year...Becky Hammon Mid-Major Player of the Year finalist...WBCA All-American...Scored 740 points...Ranked third in NCAA in points per game (23.1)...Scored 42 points against Lipscomb
21	<b>MADDIE WALDROP</b> (6-2   Sr.   F) Murray, Ky.   Murray HS	29-28	32.0	12.7	7.8	2.7	22	32	2019-20 All-OVC first team...Scored in double figures 31 times in career...Posted 11 career double-doubles...Scored career-high 26 point at Morehead State...61 career blocks
22	<b>DAMIAH GRIFFIN</b> (6-0   R-Jr.   F) Memphis, Tenn.   White Station HS	12-12	28.8	12.0	5.5	1.2	4	19	Missed final 20 games with season-ending injury...Tallied 25 points and 10 rebounds against No. 6 Louisville...Scored in double figures 19 times in her career...Eight games with 10+ points before injury
31	<b>KYANNAH GRANT</b> (5-7   Jr.   G) Choctaw, Miss.   Choctaw Central HS	29-24	29.1	6.0	2.2	3.4	8	41	Scored in double figures seven times in her career...Suffered season-ending injury in OVC Tournament...Scored career-high 18 points vs. Eastern Illinois...Started 24 games at point guard



## REDSHIRTS/INJURIES (3)

##	Player	GP-GS	MPG	PPG	RPG	APG	BLK	STL	Notes
14	<b>ZAIRE HICKS</b> (5-7   R-Jr.   G) Memphis, Tenn.   White Station HS	2-2	32.0	9.5	2.5	2.0	0	3	Suffered season-ending foot injury after two games...Scored 12 points at No. 10 Mississippi State...Averaged 8.6 points and 2.4 assists in 2018-19
23	<b>HAYLEY HARRISON</b> (5-10   Fr.   G/F) Winchester, Ky.   George Rogers Clark HS	--	--	--	--	--	--	--	Missed entire season with preseason injury
35	<b>PAIGE PIPKIN</b> (5-10   R-Jr.   G) Henderson, Tenn.   Chester County HS	--	--	--	--	--	--	--	Missed entire season with preseason injury



## PLAYERS LOST (4)

##	Player	GP-GS	MPG	PPG	RPG	APG	BLK	STL	Notes
5	<b>ANNA PIERCE</b> (5-6   R-Jr.   G) Plano, Texas   San Francisco	15-0	5.5	1.0	0.3	0.5	0	4	Missed the final eight games of the season with a back injury...Posted a plus/minus of +37 against Chattanooga
13	<b>TAMIAH STANFORD</b> (5-6   R-Jr.   G) Radcliff, Ky.   Motlow State CC	32-8	20.9	7.0	2.2	2.2	2	37	Scored career-high 20 points against Tennessee State...Notched double-double with 12 points and 10 rebounds against Murray State
15	<b>BRITNI MOORE</b> (5-10   So.   F) Memphis, Tenn.   White Station HS	32-16	25.0	5.1	3.9	1.8	8	55	Started 31 games for the Skyhawks in two seasons...Tallied back-to-back games in double figures...Scored career-high 22 points vs Eastern Illinois
30	<b>KYARRAH GRANT</b> (5-7   So.   G) Choctaw, Miss.   Choctaw Central HS	--	--	--	--	--	--	--	Redshirted the 2019-20 season...Played in 18 games as a true freshman in 2018-19



## NEWCOMERS (2)

##	Player	GP-GS	MPG	PPG	RPG	APG	BLK	STL	Notes
5	<b>SEYGAN ROBINS</b> (5-10   R-So.   G) Harrodsburg, Ky.   Louisville	2-0	11.0	0.0	3.0	0.5	0	2	Played two seasons at Louisville...Played in two games before suffering season-ending injury...2018 Kentucky Miss Basketball...Former five-star prospect...Ranked 38th in class of 2018 according to ESPNW
44	<b>HALEY NICHOLS</b> (6-0   Fr.   F) Avon, Ind.   Avon HS	--	--	--	--	--	--	--	Averaged 14.2 points, 9.2 rebounds as a prep senior...Posted 24 career double-doubles...Tallied 1,125 points and 725 rebounds for career



## AUSTIN PEAY GOVERNORS

### General Information

**Location:** Clarksville, Tenn.  
**School Colors:** Red and Black  
**Nickname:** Governors  
**Conference:** Ohio Valley  
**Arena:** Winfield Dunn Center  
**Capacity:** 7,257

### Coaching Staff

**Head Coach:** David Midlick  
**Alma Mater:** Mississippi, '91  
**Overall Record:** 118-93 (8th year)  
**Record at School:** 73-77 (6th year)

### Sports Information

**WBB Contact:** Casey Crigger  
**E-Mail:** criggerc@apsu.edu  
**Web Address:** LetsGoPeay.com



## BELMONT BRUINS

### General Information

**Location:** Nashville, Tenn.  
**School Colors:** Navy, Red and White  
**Nickname:** Bruins  
**Conference:** Ohio Valley  
**Arena:** Curb Event Center  
**Capacity:** 5,000

### Coaching Staff

**Head Coach:** Bart Brooks  
**Alma Mater:** Wyoming, '04  
**Overall Record:** 79-20 (4th year)  
**Record at School:** Same

### Sports Information

**WBB Contact:** Seth Raborn  
**E-Mail:** seth.raborn@belmont.edu  
**Web Address:** BelmontBruins.com



## EASTERN ILLINOIS PANTHERS

### General Information

**Location:** Charleston, Ill.  
**School Colors:** Blue and Gray  
**Nickname:** Panthers  
**Conference:** Ohio Valley  
**Arena:** Lantz Arena  
**Capacity:** 5,300

### Coaching Staff

**Head Coach:** Matt Bollant  
**Alma Mater:** Winona State, '94  
**Overall Record:** 376-205 (18th year)  
**Record at School:** 33-56 (4th year)

### Sports Information

**WBB Contact:** Brad O'Brien  
**E-Mail:** btobrien@eiu.edu  
**Web Address:** EIU Panthers.com



## EASTERN KENTUCKY COLONELS

### General Information

**Location:** Richmond, Ky.  
**School Colors:** Maroon and White  
**Nickname:** Colonels  
**Conference:** Ohio Valley  
**Arena:** McBrayer Arena  
**Capacity:** 6,500

### Coaching Staff

**Head Coach:** Samantha Williams  
**Alma Mater:** Auburn, '96  
**Overall Record:** 11-18 (2nd year)  
**Record at School:** Same

### Sports Information

**WBB Contact:** Chris Wells  
**E-Mail:** christofer.wells@eku.edu  
**Web Address:** EKUSports.com



## JACKSONVILLE STATE GAMECOCKS

### General Information

**Location:** Jacksonville, Ala.  
**School Colors:** Red and White  
**Nickname:** Gamecocks  
**Conference:** Ohio Valley  
**Arena:** Pete Mathews Coliseum  
**Capacity:** 3,500

### Coaching Staff

**Head Coach:** Rick Pietri  
**Alma Mater:** South Alabama, '87  
**Overall Record:** 324-271 (21st year)  
**Record at School:** 104-104 (8th year)

### Sports Information

**WBB Contact:** Daniel Porter  
**E-Mail:** dporter2@jsu.edu  
**Web Address:** JSUGamecockSports.com



## LOUISVILLE CARDINALS

### General Information

**Location:** Louisville, Ky.  
**School Colors:** Cardinal Red and White  
**Nickname:** Cardinals  
**Conference:** Atlantic Coast  
**Arena:** KFC Yum! Center  
**Capacity:** 22,000

### Coaching Staff

**Head Coach:** Jeff Walz  
**Alma Mater:** Northern Kentucky, '95  
**Overall Record:** 359-104 (14th)  
**Record at School:** Same

### Sports Information

**WBB Contact:** Nick Evans  
**E-Mail:** nick.evans@louisville.edu  
**Web Address:** GoCards.com



## MOREHEAD STATE EAGLES

### General Information

**Location:** Morehead, Ky.  
**School Colors:** Blue and Gold  
**Nickname:** Eagles  
**Conference:** Ohio Valley  
**Arena:** Elliot T. Johnson Arena  
**Capacity:** 6,500

### Coaching Staff

**Head Coach:** Greg Todd  
**Alma Mater:** Eastern Kentucky, '83  
**Overall Record:** 255-154 (14th year)  
**Record at School:** 98-90 (7th year)

### Sports Information

**WBB Contact:** Ryan Frye  
**E-Mail:** rhfrye@moreheadstate.edu  
**Web Address:** MSUEagles.com



## MURRAY STATE RACERS

### General Information

**Location:** Murray, Ky.  
**School Colors:** Navy and Gold  
**Nickname:** Racers  
**Conference:** Ohio Valley  
**Arena:** CFSB Center  
**Capacity:** 8,500

### Coaching Staff

**Head Coach:** Rechelle Turner  
**Alma Mater:** Murray State, '96  
**Overall Record:** 38-52 (4th year)  
**Record at School:** Same

### Sports Information

**WBB Contact:** Parker Griffith  
**E-Mail:** 270-809-3351  
**Web Address:** pgriffith2@murraystate.edu



## SAMFORD BULLDOGS

### General Information

**Location:** Birmingham, Ala.  
**School Colors:** Red and Blue  
**Nickname:** Bulldogs  
**Conference:** Southern  
**Arena:** Pete Hanna Center  
**Capacity:** 5,000

### Coaching Staff

**Head Coach:** Carley Kuhns  
**Alma Mater:** Valdosta State, '08  
**Overall Record:** 84-43 (5th year)  
**Record at School:** 18-14 (2nd year)

### Sports Information

**WBB Contact:** Joey Mullins  
**E-Mail:** jmmullin1@samford.edu  
**Web Address:** SamfordSports.com



## SIUE COUGARS

### General Information

**Location:** Edwardsville, Ill.  
**School Colors:** Red and Black  
**Nickname:** Cougars  
**Conference:** Ohio Valley  
**Arena:** Vadalabene Center  
**Capacity:** 4,000

### Coaching Staff

**Head Coach:** Paula Buscher  
**Alma Mater:** Missouri State, '86  
**Overall Record:** 321-359 (24th year)  
**Record at School:** 111-133 (9th year)

### Sports Information

**WBB Contact:** Eric Hess  
**E-Mail:** ehess@siue.edu  
**Web Address:** SIUECougars.com



## SOUTHEAST MISSOURI REDHAWKS

### General Information

**Location:** Cape Girardeau, Mo.  
**School Colors:** Red and Black  
**Nickname:** Redhawks  
**Conference:** Ohio Valley  
**Arena:** Show Me Center  
**Capacity:** 7,373

### Coaching Staff

**Head Coach:** Rekha Patterson  
**Alma Mater:** North Carolina A&T, '01  
**Overall Record:** 79-71 (6th year)  
**Record at School:** Same

### Sports Information

**WBB Contact:** Morgan Harding  
**E-Mail:** mharding@semo.edu  
**Web Address:** GoSoutheast.com



## TENNESSEE STATE LADY TIGERS

### General Information

**Location:** Nashville, Tenn.  
**School Colors:** Reflex Blue and White  
**Nickname:** Lady Tigers  
**Conference:** Ohio Valley  
**Arena:** Gentry Center  
**Capacity:** 10,600

### Coaching Staff

**Head Coach:** Ty Evans  
**Alma Mater:** Wisconsin-Whitewater, '95  
**Overall Record:** 0-0 (1st year)  
**Record at School:** Same

### Sports Information

**WBB Contact:** Zekeya Harrison  
**E-Mail:** zanderson01@tnstate.edu  
**Web Address:** TSUTigers.com



## TENNESSEE TECH GOLDEN EAGLES

### General Information

**Location:** Clarksville, Tenn.  
**School Colors:** Purple and Gold  
**Nickname:** Golden Eagles  
**Conference:** Ohio Valley  
**Arena:** Eblen Center  
**Capacity:** 9,280

### Coaching Staff

**Head Coach:** Kim Rosamond  
**Alma Mater:** Ole Miss, '98  
**Overall Record:** 56-66 (5th year)  
**Record at School:** Same

### Sports Information

**WBB Contact:** Thomas Corhern  
**E-Mail:** tcorhern@tnntech.edu  
**Web Address:** TTUSports.com







20

# YEAR IN REVIEW

SEASON RECAP .....	69
SEASON IN PHOTOS .....	70
STATISTICS .....	71-76
OVERALL STATISTICS .....	71
OVC STATISTICS .....	72
TEAM GAME-BY-GAME .....	73
SEASON/CAREER STATISTICS .....	74
GAME-BY-GAME STARTERS .....	75
SKYHAWKS RECORD WHEN .....	75
TEAM GAME-HIGHS .....	76
PLAYER GAME-HIGHS .....	76
GAME-BY-GAME RECAPS .....	77-82

21



# SKYHAWKS CONTINUALLY IMPROVE EN ROUTE TO OVC CHAMPIONSHIP IN 2019-20

Through the end of the 2019-20 academic year, we will be posting a season recap for each University of Tennessee at Martin athletic program. This edition of the "Skyhawk Season in Review" series features the women's basketball team.

Entering the season without a single senior on the roster, the Skyhawks knew that talent would not be an issue but that leadership would have to be developed. Even though the tradition-rich UT Martin program was picked towards the top of the league's preseason standings once again, it was the way the team came together in the final two months of the season which propelled the squad to a championship level.

UT Martin faced a challenging schedule in 2019-20 which ranked as the 43rd toughest slate in the country according to the NCAA – well above the league average of 218. Overall the Skyhawks faced eight 20-win programs, including six teams who won either their respective conference's regular season or tournament title. A sampling of nonconference opponents includes four programs which finished the year ranked nationally in the AP Top 25 in No. 6 Louisville, No. 9 Mississippi State, No. 13 Gonzaga and No. 24 Arkansas.

In spite of the difficult schedule and a roster decimated by injury, the Skyhawks finished the season with an overall record of 22-10 while boasting a 16-2 mark during Ohio Valley Conference play to claim the program's sixth league championship. The campaign marked the 10th 20-win season in program history and tied for the fourth-most wins in a single season.

Along with team accomplishments, the Skyhawks claimed some of the top individual honors as postseason awards were handed out. Junior forward Chelsey Perry became just the fourth All-American in program history after a standout campaign in which she ranked first nationally in field goals made (286), second in total points (740) and third in both points per game (23.1) and field goal attempts (386). She also ranked 11th nationally in blocks (86) and 17th in blocks per game (2.69). Her numerous honors include being tabbed a finalist for the Becky Hammon Mid-Major Player of the Year Award, named OVC Player of the Year, selected to the All-OVC first team and claiming an OVC-record eight OVC Player of the Week honors.

Fellow junior forward Maddie Waldrop overcame numerous injuries to not only become the team's heart and soul but also one of the league's top players. The All-OVC first team performer averaged 12.7 points, 7.8 rebounds, 2.7 assists, 1.1 steals and 0.8 blocks per game. She also ranked amongst OVC leaders in defensive rebounds (5.9, fourth), field goal percentage (48.6, fifth), rebounding (7.8 rpg, seventh) and scoring (12.7 ppg, eighth).


UT Martin head coach Kevin McMillan notched a milestone of his own during the season. With a win against Lipscomb on Dec. 16, McMillan posted his 200th career victory and was recognized as a WBCA Victory Club honoree. He became the first basketball coach in UT Martin history (men's or women's) to accomplish the milestone and joins Larry Joe Inman (545), Dave Loos (420), Bill Worrell (408), Cal Luther (319) and E.A. Diddle (296) as OVC head coaches to tally 200 or more career victories.



2019-20  
**ALL-OVC**  
FIRST TEAM









# 2019-20 STATISTICS

RECORD:	OVERALL	HOME	AWAY	NEUTRAL
ALL GAMES	22-10	13-1	7-8	2-1
CONFERENCE	16-2	9-0	7-2	0-0
NON-CONFERENCE	6-8	4-1	0-6	2-1

##	Player	gp-gs	min	avg	Total		3-Point		F-Throw		Rebounds				pf	dq	a	to	blk	stl	pts	avg
					fg-fga	fg%	3fg-fga	3fg%	ft-fa	ft%	off	def	tot	avg								
20	Chelsey Perry	32-32	1095	34.2	286-570	.502	47-122	.385	121-141	.858	54	200	254	7.9	96	1	64	83	86	52	740	23.1
21	Maddie Waldrop	29-28	928	32.0	126-259	.486	19-60	.317	98-138	.710	57	170	227	7.8	73	3	78	63	22	32	369	12.7
22	x-Damiah Griffin	12-12	345	28.8	50-132	.379	9-28	.321	35-43	.814	25	41	66	5.5	29	0	14	21	4	19	144	12.0
14	x-Zaire Hicks	2-2	64	32.0	7-18	.389	2-10	.200	3-5	.600	2	3	5	2.5	7	0	4	4	0	3	19	9.5
13	Tamiah Stanford	32-8	670	20.9	71-155	.458	8-22	.364	74-116	.638	20	49	69	2.2	67	2	71	76	2	37	224	7.0
11	Dasia Young	31-20	718	23.2	71-169	.420	14-40	.350	37-59	.627	49	43	92	3.0	85	4	45	44	6	21	193	6.2
31	x-Kyannah Grant	29-24	844	29.1	57-152	.375	24-80	.300	36-46	.783	16	47	63	2.2	45	1	99	82	8	41	174	6.0
15	Brittini Moore	32-16	799	25.0	54-153	.353	26-94	.277	30-45	.667	24	100	124	3.9	73	0	58	45	8	55	164	5.1
33	Demi Burdick	27-16	419	15.5	49-105	.467	6-24	.250	17-22	.773	22	61	83	3.1	42	0	26	29	17	13	121	4.5
02	Sade' Hudson	14-1	209	14.9	24-65	.369	2-13	.154	3-11	.273	9	12	21	1.5	29	0	16	17	1	12	53	3.8
05	x-Anna Pierce	15-0	82	5.5	5-14	.357	3-10	.300	2-5	.400	0	5	5	0.3	6	0	7	6	0	4	15	1.0
00	Emma Davis	27-1	144	5.3	8-23	.348	5-18	.278	3-4	.750	3	13	16	0.6	16	0	5	10	0	13	24	0.9
10	Raegan Johnson	20-0	77	3.9	7-19	.368	0-0	.000	2-4	.500	7	16	23	1.2	8	0	3	6	0	3	16	0.8
03	Macy Rippy	20-0	82	4.1	3-23	.130	0-13	.000	5-7	.714	1	6	7	0.4	9	0	5	7	0	1	11	0.6
Team											53	63	116					16				
Total.....		32	6476		818-1857	.440	165-534	.309	466-646	.721	342	829	1171	36.6	585	11	495	509	154	306	2267	70.8
Opponents.....		32	6475		711-1794	.396	216-663	.326	398-597	.667	333	786	1119	35.0	613	-	461	575	123	252	2036	63.6

x-Inactive player

TEAM STATISTICS			UTM		OPP		Date	Opponent		Score	Att.			
SCORING			2267		2036		11/06/19	at Saint Louis	L	50-56	427			
Points per game			70.8		63.6		11/11/19	at #10 Mississippi State	L	46-82	7667			
Scoring margin			+7.2		-		11/14/19	at #23 Gonzaga	L	55-78	5255			
FIELD GOALS-ATT			818-1857		711-1794		11/21/19	SAMFORD	Wot	80-75	1511			
Field goal pct			.440		.396		11/25/19	IUPUI	W	57-51	1278			
3 POINT FG-ATT			165-534		216-663		11/30/19	at Illinois State	L	47-70	560			
3-point FG pct			.309		.326		12/03/19	at Southern Ill.	L	59-70	268			
3-pt FG made per game			5.2		6.8		12/08/19	CHATTANOOGA	W	78-51	924			
FREE THROWS-ATT			466-646		398-597		12/16/19	LIPSCOMB	W	83-67	4120			
Free throw pct			.721		.667		12/19/19	#6 LOUISVILLE	Lo2	63-71	1156			
F-Throws made per game			14.6		12.4		12/29/19	at #20 Arkansas	L	46-96	3484			
REBOUNDS			1171		1119		* 01/02/20	at Murray St.	W	89-64	1376			
Rebounds per game			36.6		35.0		* 01/04/20	at Austin Peay	W	69-61	541			
Rebounding margin			+1.6		-		* 01/09/20	TENNESSEE ST.	W	88-71	1807			
ASSISTS			495		461		* 01/11/20	BELMONT	W	74-57	1678			
Assists per game			15.5		14.4		* 01/16/20	MURRAY ST.	W	98-56	2915			
TURNOVERS			509		575		* 01/18/20	AUSTIN PEAY	W	65-61	1526			
Turnovers per game			15.9		18.0		* 01/23/20	at Eastern Illinois	L	70-74	871			
Turnover margin			+2.1		-		* 01/25/20	at SIUE	W	79-39	740			
Assist/turnover ratio			1.0		0.8		* 01/30/20	at Eastern Kentucky	W	65-50	545			
STEALS			306		252		* 02/01/20	at Morehead State	W	82-64	1659			
Steals per game			9.6		7.9		* 02/06/20	TENNESSEE TECH	W	71-62	1206			
BLOCKS			154		123		* 02/08/20	JACKSONVILLE ST.	W	86-72	2104			
Blocks per game			4.8		3.8		* 02/13/20	at Southeast Missouri	L	69-71	805			
ATTENDANCE			24743		27366		* 02/15/20	EASTERN ILLINOIS	W	88-64	1291			
Home games-Avg/Game			14-1767		15-1728		* 02/20/20	at Tennessee Tech	W	86-65	1389			
Neutral site-Avg/Game			-		3-480		* 02/22/20	at Jacksonville St.	W	73-56	338			
Score by Periods			1st	2nd	3rd	4th	OT	OT2	Totals	* 02/27/20	SIUE	W	75-58	1307
UT Martin			549	561	581	549	22	5	2267	* 02/29/20	SOUTHEAST MISSOURI	W	78-72	1920
Opponents			488	466	526	526	17	13	2036	03/04/20	vs Murray St.	W	88-33	373
										03/06/20	vs Eastern Illinois	W	63-52	574
										03/07/20	vs Southeast Missouri	L	47-67	494

\* - OVC game



# 2019-20 OVC STATISTICS

RECORD:	OVERALL	HOME	AWAY	NEUTRAL
ALL GAMES	16-2	9-0	7-2	0-0
CONFERENCE	16-2	9-0	7-2	0-0
NON-CONFERENCE	0-0	0-0	0-0	0-0

#	Player	gp-gs	min	avg	Total		3-Point		F-Throw		Rebounds											
					fg-fga	fg%	3fg-fga	3fg%	ft-fga	ft%	off	def	tot	avg	pf	dq	a	to	blk	stl	pts	avg
20	Chelsey Perry	18-18	616	34.2	182-348	.523	30-73	.411	85-96	.885	33	114	147	8.2	51	0	44	39	53	32	479	26.6
21	Maddie Waldrop	17-17	565	33.2	93-170	.547	14-38	.368	69-94	.734	37	105	142	8.4	40	0	55	31	18	19	269	15.8
22	x-Damiah Griffin	1-1	14	14.0	6-13	.462	3-5	.600	0-0	.000	4	1	5	5.0	1	0	1	0	0	0	15	15.0
11	Dasia Young	18-17	519	28.8	53-125	.424	13-31	.419	29-43	.674	34	34	68	3.8	55	3	30	30	3	17	148	8.2
31	Kyannah Grant	18-18	632	35.1	48-115	.417	20-61	.328	29-33	.879	13	35	48	2.7	33	0	76	59	8	30	145	8.1
13	Tamiah Stanford	18-0	375	20.8	43-82	.524	1-6	.167	53-75	.707	14	33	47	2.6	43	1	37	43	0	24	140	7.8
15	Brittni Moore	18-9	471	26.2	37-98	.378	15-54	.278	21-27	.778	12	65	77	4.3	43	0	37	26	5	34	110	6.1
33	Demi Burdick	15-10	227	15.1	22-57	.386	3-14	.214	11-15	.733	14	34	48	3.2	23	0	20	16	7	5	58	3.9
00	Emma Davis	15-0	73	4.9	6-15	.400	4-11	.364	3-4	.750	0	7	7	0.5	8	0	3	4	0	9	19	1.3
05	Anna Pierce	8-0	32	4.0	2-4	.500	1-1	1.000	2-5	.400	0	4	4	0.5	1	0	1	3	0	0	7	0.9
10	Raegan Johnson	12-0	43	3.6	4-10	.400	0-0	.000	2-4	.500	4	9	13	1.1	5	0	3	3	0	2	10	0.8
03	Macy Rippy	11-0	24	2.2	2-9	.222	0-4	.000	1-1	1.000	1	0	1	0.1	6	0	2	2	0	0	5	0.5
02	Sade' Hudson	2-0	10	5.0	0-0	.000	0-0	.000	0-0	.000	0	1	1	0.5	4	0	0	1	0	0	0	0.0
Team											28	36	64				7					
Total.....		18	3601		498-1046	.476	104-298	.349	305-397	.768	194	478	672	37.3	313	4	309	264	94	172	1405	78.1
Opponents.....		18	3600		400-1019	.393	121-379	.319	196-302	.649	184	404	588	32.7	358	-	259	320	60	125	1117	62.1

x-Inactive player

TEAM STATISTICS	UTM	OPP	Date	Opponent	Score	Att.
SCORING	1405	1117	* 01/02/20	at Murray St.	w 89-64	1376
Points per game	78.1	62.1	* 01/04/20	at Austin Peay	w 69-61	541
Scoring margin	+16.0	-	* 01/09/20	TENNESSEE ST.	w 88-71	1807
FIELD GOALS-ATT	498-1046	400-1019	* 01/11/20	BELMONT	w 74-57	1678
Field goal pct	.476	.393	* 01/16/20	MURRAY ST.	w 98-56	2915
3 POINT FG-ATT	104-298	121-379	* 01/18/20	AUSTIN PEAY	w 65-61	1526
3-point FG pct	.349	.319	* 1/23/20	at Eastern Illinois	L 70-74	871
3-pt FG made per game	5.8	6.7	* 01/25/20	at SIUE	w 79-39	740
FREE THROWS-ATT	305-397	196-302	* 01/30/20	at Eastern Kentucky	w 65-50	545
Free throw pct	.768	.649	* 02/01/20	at Morehead State	w 82-64	1659
F-Throws made per game	16.9	10.9	* 02/06/20	TENNESSEE TECH	w 71-62	1206
REBOUNDS	672	588	* 02/08/20	JACKSONVILLE ST.	w 86-72	2104
Rebounds per game	37.3	32.7	* 02/13/20	at Southeast Missouri	L 69-71	805
Rebounding margin	+4.7	-	* 02/15/20	EASTERN ILLINOIS	w 88-64	1291
ASSISTS	309	259	* 02/20/20	at Tennessee Tech	w 86-65	1389
Assists per game	17.2	14.4	* 02/22/20	at Jacksonville St.	w 73-56	338
TURNOVERS	264	320	* 02/27/20	SIUE	w 75-58	1307
Turnovers per game	14.7	17.8	* 02/29/20	SOUTHEAST MISSOURI	w 78-72	1920
Turnover margin	+3.1	-	* - OVC game			
Assist/turnover ratio	1.2	0.8				
STEALS	172	125				
Steals per game	9.6	6.9				
BLOCKS	94	60				
Blocks per game	5.2	3.3				
ATTENDANCE	15754	8264				
Home games-Avg/Game	9-1750	9-918				
Neutral site-Avg/Game	-	0-0				

Score by Periods	1st	2nd	3rd	4th	Totals
UT Martin	351	328	386	340	1405
Opponents	282	251	297	287	1117

# TEAM GAME-BY-GAME

## TEAM STATISTICS

Opponent	Date	Score		Total		3-Pointers		Free throws		Rebounds				pf	a	t/o	blk	stl	pts	avg
				fg-fga	pct	3fg-fga	pct	ft-fa	pct	off	def	tot	avg							
at Saint Louis	11/06/19	50-56	L	19-62	.306	3-17	.176	9-13	.692	12	24	36	36.0	20	9	15	5	10	50	50.0
at #10 Mississippi State	11/11/19	46-82	L	14-47	.298	3-18	.167	15-21	.714	11	16	27	31.5	25	5	20	1	4	46	48.0
at #23 Gonzaga	11/14/19	55-78	L	15-41	.366	5-14	.357	20-28	.714	3	18	21	28.0	20	9	15	0	7	55	50.3
SAMFORD	11/21/19	80-75	Wot	29-68	.426	8-21	.381	14-18	.778	10	25	35	29.8	18	15	22	4	14	80	57.8
IUPUI	11/25/19	57-51	W	22-55	.400	5-19	.263	8-13	.615	11	27	38	31.4	17	9	19	9	9	57	57.6
at Illinois State	11/30/19	47-70	L	19-56	.339	5-11	.455	4-7	.571	6	22	28	30.8	16	10	17	5	6	47	55.8
at Southern Ill.	12/03/19	59-70	L	19-54	.352	2-11	.182	19-23	.826	14	22	36	31.6	20	12	18	3	12	59	56.3
CHATTANOOGA	12/08/19	78-51	W	34-71	.479	5-20	.250	5-9	.556	9	28	37	32.2	21	25	13	8	18	78	59.0
LIPSCOMB	12/16/19	83-67	W	31-67	.463	7-24	.292	14-26	.538	16	20	36	32.7	19	16	8	2	12	83	61.7
#6 LOUISVILLE	12/19/19	63-71	Lot	23-63	.365	2-16	.125	15-28	.536	14	28	42	33.6	18	10	20	4	15	63	61.8
at #20 Arkansas	12/29/19	46-96	L	19-61	.311	4-25	.160	4-8	.500	12	23	35	33.7	23	10	26	3	5	46	60.4
at Murray St.	01/02/20	89-64	W	34-79	.430	10-25	.400	11-16	.688	23	26	49	35.0	18	19	11	7	11	89	62.8
at Austin Peay	01/04/20	69-61	W	24-53	.453	7-17	.412	14-22	.636	14	27	41	35.5	15	17	18	7	10	69	63.2
TENNESSEE ST.	01/09/20	88-71	W	31-61	.508	4-17	.235	22-33	.667	15	23	38	35.6	16	16	18	6	9	88	65.0
BELMONT	01/11/20	74-57	W	28-63	.444	4-19	.211	14-18	.778	10	30	40	35.9	16	17	14	6	9	74	65.6
MURRAY ST.	01/16/20	98-56	W	38-70	.543	10-20	.500	12-18	.667	11	26	37	36.0	17	26	10	9	10	98	67.6
AUSTIN PEAY	01/18/20	65-61	W	17-45	.378	2-11	.182	29-34	.853	10	31	41	36.3	24	9	22	9	9	65	67.5
at Eastern Illinois	1/23/20	70-74	L	25-58	.431	5-19	.263	15-19	.789	10	18	28	35.8	16	18	15	2	10	70	67.6
at SIUE	01/25/20	79-39	W	25-50	.500	9-18	.500	20-23	.870	12	35	47	36.4	20	19	18	3	10	79	68.2
at Eastern Kentucky	01/30/20	65-50	W	26-69	.377	5-21	.238	8-11	.727	17	30	47	37.0	11	15	16	3	13	65	68.1
at Morehead State	02/01/20	82-64	W	30-56	.536	5-13	.385	17-19	.895	5	24	29	36.6	20	14	13	5	13	82	68.7
TENNESSEE TECH	02/06/20	71-62	W	26-55	.473	2-12	.167	17-24	.708	12	20	32	36.4	19	15	12	6	8	71	68.8
JACKSONVILLE ST.	02/08/20	86-72	W	27-52	.519	6-13	.462	26-32	.813	8	33	41	36.6	17	16	16	4	8	86	69.6
at Southeast Missouri	02/13/20	69-71	L	25-62	.403	4-20	.200	15-21	.714	10	24	34	36.5	25	17	12	2	11	69	69.5
EASTERN ILLINOIS	02/15/20	88-64	W	32-58	.552	8-16	.500	16-19	.842	10	25	35	36.4	18	19	16	4	9	88	70.3
at Tennessee Tech	02/20/20	86-65	W	29-52	.558	8-16	.500	20-29	.690	10	26	36	36.4	19	19	16	5	5	86	70.9
at Jacksonville St.	02/22/20	73-56	W	25-51	.490	4-14	.286	19-25	.760	6	31	37	36.4	17	12	14	3	5	73	71.0
SIUE	02/27/20	75-58	W	28-60	.467	6-17	.353	13-14	.929	8	25	33	36.3	14	20	8	6	13	75	71.1
SOUTHEAST MISSOURI	02/29/20	78-72	W	28-52	.538	5-10	.500	17-20	.850	3	24	27	36.0	11	21	15	7	9	78	71.3
vs Murray St.	03/04/20	88-33	W	35-68	.515	9-18	.500	9-11	.818	10	39	49	36.4	17	26	14	9	13	88	71.9
vs Eastern Illinois	03/06/20	63-52	W	23-44	.523	3-11	.273	14-22	.636	10	33	43	36.6	17	22	21	2	1	63	71.6
vs Southeast Missouri	03/07/20	47-67	L	18-54	.333	0-11	.000	11-22	.500	10	26	36	36.6	21	8	17	5	8	47	70.8
UT Martin		2267		818-1857	.440	165-534	.309	466-646	.721	342	829	1171	36.6	585	495	509	154	306	2267	70.8
Opponents		2036		711-1794	.396	216-663	.326	398-597	.667	333	786	1119	35.0	613	461	575	123	252	2036	63.6

Games played: 32  
Points/game: 70.8  
FG Pct: 44.0  
3FG Pct: 30.9  
FT Pct: 72.1

Rebounds/game: 36.6  
Assists/game: 15.5  
Turnovers/game: 15.9  
Assist/turnover ratio: 1.0  
Steals/game: 9.6  
Blocks/game: 4.8



# SEASON/CAREER STATISTICS

## SEASON STATISTICS

## CAREER STATISTICS

SUMMARY	gp-gs	min/g	fg%	3fg%	ft%	r/g	a/g	stl	blk	pts/g	gp-gs	min/g	fg%	3fg%	ft%	r/g	a/g	stl	blk	pts/g
Chelsey Perry	32-32	34.2	.502	.385	.858	7.9	2.0	52	86	23.1	98-96	28.3	.466	.360	.843	6.4	1.5	132	195	15.4
Maddie Waldrop	29-28	32.0	.486	.317	.710	7.8	2.7	32	22	12.7	95-62	26.3	.452	.305	.739	6.8	1.7	78	63	8.6
x-Damiah Griffin	12-12	28.8	.379	.321	.814	5.5	1.2	19	4	12.0	44-22	19.6	.446	.295	.774	4.1	0.8	57	15	9.2
x-Zaire Hicks	2-2	32.0	.389	.200	.600	2.5	2.0	3	0	9.5	66-34	18.5	.347	.313	.701	1.8	1.7	72	3	5.9
Tamiah Stanford	32-8	20.9	.458	.364	.638	2.2	2.2	37	2	7.0	51-13	16.3	.448	.286	.642	2.0	2.1	43	5	5.3
Dasia Young	31-20	23.2	.420	.350	.627	3.0	1.5	21	6	6.2	31-20	23.2	.420	.350	.627	3.0	1.5	21	6	6.2
x-Kyannah Grant	29-24	29.1	.375	.300	.783	2.2	3.4	41	8	6.0	55-24	19.4	.416	.333	.783	1.4	2.4	58	8	4.5
Brittini Moore	32-16	25.0	.353	.277	.667	3.9	1.8	55	8	5.1	63-31	23.8	.387	.376	.713	3.6	1.2	92	18	6.8
Demi Burdick	27-16	15.5	.467	.250	.773	3.1	1.0	13	17	4.5	76-17	9.8	.448	.216	.609	2.2	0.6	28	31	2.9
Sade' Hudson	14-1	14.9	.369	.154	.273	1.5	1.1	12	1	3.8	42-1	12.1	.332	.164	.582	1.5	1.1	37	2	4.1
x-Anna Pierce	15-0	5.5	.357	.300	.400	0.3	0.5	4	0	1.0	15-0	5.5	.357	.300	.400	0.3	0.5	4	0	1.0
Emma Davis	27-1	5.3	.348	.278	.750	0.6	0.2	13	0	0.9	54-2	6.6	.340	.360	.667	0.8	0.2	22	2	1.9
Raegan Johnson	20-0	3.9	.368	.000	.500	1.2	0.2	3	0	0.8	20-0	3.9	.368	.000	.500	1.2	0.2	3	0	0.8
Macy Rippy	20-0	4.1	.130	.000	.714	0.4	0.3	1	0	0.6	20-0	4.1	.130	.000	.714	0.4	0.3	1	0	0.6

SCORING	fg-fga	fg%	3fg-fga	3fg%	ft-fta	ft%	pts	pts/g	fg-fga	fg%	3fg-fga	3fg%	ft-fta	ft%	pts	pts/g
Chelsey Perry	286-570	.502	47-122	.385	121-141	.858	740	23.1	569-1220	.466	94-261	.360	273-324	.843	1505	15.4
Maddie Waldrop	126-259	.486	19-60	.317	98-138	.710	369	12.7	270-597	.452	51-167	.305	229-310	.739	820	8.6
x-Damiah Griffin	50-132	.379	9-28	.321	35-43	.814	144	12.0	152-341	.446	18-61	.295	82-106	.774	404	9.2
x-Zaire Hicks	7-18	.389	2-10	.200	3-5	.600	19	9.5	135-389	.347	57-182	.313	61-87	.701	388	5.9
Tamiah Stanford	71-155	.458	8-22	.364	74-116	.638	224	7.0	86-192	.448	8-28	.286	88-137	.642	268	5.3
Dasia Young	71-169	.420	14-40	.350	37-59	.627	193	6.2	71-169	.420	14-40	.350	37-59	.627	193	6.2
x-Kyannah Grant	57-152	.375	24-80	.300	36-46	.783	174	6.0	84-202	.416	34-102	.333	47-60	.783	249	4.5
Brittini Moore	54-153	.353	26-94	.277	30-45	.667	164	5.1	140-362	.387	85-226	.376	62-87	.713	427	6.8
Demi Burdick	49-105	.467	6-24	.250	17-22	.773	121	4.5	91-203	.448	11-51	.216	28-46	.609	221	2.9
Sade' Hudson	24-65	.369	2-13	.154	3-11	.273	53	3.8	65-196	.332	9-55	.164	32-55	.582	171	4.1
x-Anna Pierce	5-14	.357	3-10	.300	2-5	.400	15	1.0	5-14	.357	3-10	.300	2-5	.400	15	1.0
Emma Davis	8-23	.348	5-18	.278	3-4	.750	24	0.9	33-97	.340	27-75	.360	10-15	.667	103	1.9
Raegan Johnson	7-19	.368	0-0	.000	2-4	.500	16	0.8	7-19	.368	0-0	.000	2-4	.500	16	0.8
Macy Rippy	3-23	.130	0-13	.000	5-7	.714	11	0.6	3-23	.130	0-13	.000	5-7	.714	11	0.6

TOTALS	o-reb	d-reb	t-reb	pf	fo	ast	to	a/to	o-reb	d-reb	t-reb	pf	fo	ast	to	a/to
Chelsey Perry	54	200	254	96	1	64	83	0.8	179	446	625	313	16	148	214	0.7
Maddie Waldrop	57	170	227	73	3	78	63	1.2	188	460	648	245	9	163	165	1.0
x-Damiah Griffin	25	41	66	29	0	14	21	0.7	70	109	179	99	4	33	59	0.6
x-Zaire Hicks	2	3	5	7	0	4	4	1.0	42	77	119	106	4	110	70	1.6
Tamiah Stanford	20	49	69	67	2	71	76	0.9	28	74	102	92	3	105	99	1.1
Dasia Young	49	43	92	85	4	45	44	1.0	49	43	92	85	4	45	44	1.0
x-Kyannah Grant	16	47	63	45	1	99	82	1.2	24	55	79	79	2	131	106	1.2
Brittini Moore	24	100	124	73	0	58	45	1.3	51	175	226	150	1	74	71	1.0
Demi Burdick	22	61	83	42	0	26	29	0.9	55	115	170	92	0	45	52	0.9
Sade' Hudson	9	12	21	29	0	16	17	0.9	26	37	63	77	1	48	54	0.9
x-Anna Pierce	0	5	5	6	0	7	6	1.2	0	5	5	6	0	7	6	1.2
Emma Davis	3	13	16	16	0	5	10	0.5	12	33	45	32	0	12	27	0.4
Raegan Johnson	7	16	23	8	0	3	6	0.5	7	16	23	8	0	3	6	0.5
Macy Rippy	1	6	7	9	0	5	7	0.7	1	6	7	9	0	5	7	0.7

# GAME-BY-GAME STARTERS

Date	Opponent	G	G	G/F	F	F	Record	Time Led
Nov. 6	at Saint Louis	Stanford	Hicks	Moore	Griffin	Perry	0-1	22:46
Nov. 11	at #10 Mississippi State	Stanford	Hicks	Perry	Griffin	Waldrop	0-2	0:00
Nov. 14	at #23 Gonzaga	Stanford	Davis	Perry	Griffin	Waldrop	0-3	0:51
Nov. 21	Samford	Stanford	Moore	Perry	Griffin	Waldrop	1-3	2:05
Nov. 25	IUPUI	Stanford	Moore	Perry	Griffin	Burdick	2-3	33:39
Nov. 30	at Illinois State	Stanford	Moore	Perry	Griffin	Burdick	2-4	7:34
Dec. 3	at Southern Illinois	Grant	Perry	Griffin	Waldrop	Burdick	2-5	11:23
Dec. 8	Chattanooga	Grant	Perry	Griffin	Waldrop	Burdick	3-5	27:38
Dec. 16	Lipscomb	Grant	Hudson	Perry	Griffin	Waldrop	4-5	34:59
Dec. 19	#6 Louisville	Grant	Perry	Griffin	Waldrop	Burdick	4-6	36:52
Dec. 29	at #20 Arkansas	Grant	Perry	Griffin	Waldrop	Burdick	4-7	0:00
Jan. 2	at Murray State*	Grant	Perry	Griffin	Waldrop	Burdick	5-7, 1-0	39:46
Jan. 4	at Austin Peay*	Grant	Perry	Young	Waldrop	Burdick	6-7, 2-0	26:45
Jan. 9	Tennessee State*	Grant	Perry	Young	Waldrop	Burdick	7-7, 3-0	19:18
Jan. 11	Belmont*	Grant	Perry	Young	Waldrop	Burdick	8-7, 4-0	38:29
Jan. 16	Murray State*	Grant	Perry	Young	Waldrop	Burdick	9-7, 5-0	38:01
Jan. 18	Austin Peay*	Grant	Moore	Young	Perry	Burdick	10-7, 6-0	0:33
Jan. 23	at Eastern Illinois*	Grant	Perry	Young	Waldrop	Burdick	10-8, 6-1	24:26
Jan. 25	at SIUE*	Grant	Perry	Young	Waldrop	Burdick	11-8, 7-1	38:33
Jan. 30	at Eastern Kentucky*	Grant	Perry	Young	Waldrop	Burdick	12-8, 8-1	27:19
Feb. 1	at Morehead State*	Grant	Perry	Young	Waldrop	Burdick	13-8, 9-1	28:21
Feb. 6	Tennessee Tech*	Grant	Moore	Young	Waldrop	Perry	14-8, 10-1	26:35
Feb. 8	Jacksonville State*	Grant	Moore	Young	Waldrop	Perry	15-8, 11-1	38:38
Feb. 13	at Southeast Missouri*	Grant	Moore	Young	Waldrop	Perry	15-9, 11-2	25:49
Feb. 15	Eastern Illinois*	Grant	Moore	Young	Waldrop	Perry	16-9, 12-2	38:20
Feb. 20	at Tennessee Tech*	Grant	Moore	Young	Waldrop	Perry	17-9, 13-2	36:19
Feb. 22	at Jacksonville State*	Grant	Moore	Young	Waldrop	Perry	18-9, 14-2	38:17
Feb. 27	SIUE*	Grant	Moore	Young	Waldrop	Perry	19-9, 15-2	34:53
Feb. 29	Southeast Missouri*	Grant	Moore	Young	Waldrop	Perry	20-9, 16-2	37:07
March 4	vs. Murray State\$	Grant	Moore	Young	Waldrop	Perry	21-9	37:20
March 6	vs. Eastern Illinois\$	Stanford	Moore	Young	Waldrop	Perry	22-9	38:48
March 7	vs. Southeast Missouri\$	Stanford	Moore	Young	Waldrop	Perry	22-10	0:17

\*OVC Games

\$OVC Tournament

## SKYHAWKS' RECORD WHEN...

Playing at home .....	13-1
Playing on the road .....	7-8
Playing on a neutral floor .....	2-1
Playing day games .....	13-3
Playing night games .....	9-7

Playing in white uniforms .....	10-2
Playing in navy uniforms .....	4-4
Playing in orange uniforms .....	9-4

Playing in November .....	2-4
Playing in December .....	2-3
Playing in January .....	8-1
Playing in February .....	8-1
Playing in March .....	2-1
Playing on a Monday .....	2-1
Playing on a Tuesday .....	0-1
Playing on a Wednesday .....	1-1
Playing on a Thursday .....	8-4
Playing on a Friday .....	1-0
Playing on a Saturday .....	9-2
Playing on a Sunday .....	1-1
Playing in overtime .....	0-1

Scoring 60 or less points .....	1-7
Scoring 61-70 points .....	4-3
Scoring 71-80 points .....	8-0
Scoring 81 or more points .....	9-0

Game is decided by single digits .....	6-4
Game is decided by 10 or more points .....	16-6

Leading at halftime .....	17-5
Trailing at halftime .....	3-5
Tied at halftime .....	2-0
Leading with 5 minutes left .....	20-1
Trailing with 5 minutes left .....	2-9
Tied with 5 minutes left .....	0-0
Leading with 2 minutes left .....	20-0
Trailing with 2 minutes left .....	2-10
Tied with 2 minutes left .....	0-0

Shooting under 40 percent .....	2-8
Shooting 40-50 percent .....	10-2
Shooting over 50 percent .....	10-0
Opponent shoots under 40 percent .....	13-2
Opponent shoots 40-50 percent .....	9-5
Opponent shoots over 50 percent .....	0-3

Making more 3-pointers than opponent .....	12-0
Making less 3-pointers than opponent .....	9-9
Shooting more free throws than opponent .....	15-4
Opponent shoots more free throws .....	6-6
Outrebounding opponent .....	15-0
Opponent outrebounds UTM .....	7-9
Forcing more turnovers than committing .....	13-3
Committing more turnovers than opponent .....	7-6



# TEAM GAME-HIGHS

UT MARTIN HIGH	STATISTICAL CATEGORY	OPPONENT HIGH
98 vs. Murray State (1/16/20)	POINTS	96 at No. 20 Arkansas (12/29/19)
31 at Murray State (1/2/20)	1ST-QUARTER POINTS	26 vs. Tennessee State (1/9/20)
30 vs. Chattanooga (12/8/19)	2ND-QUARTER POINTS	27 at No. 20 Arkansas (12/29/19)
28, 2x, at Tennessee Tech (2/20/20)	3RD-QUARTER POINTS	22 at No. 23 Gonzaga (11/14/19)
25, 2x, vs. Lipscomb (12/16/19)	4TH-QUARTER POINTS	27 at No. 20 Arkansas (12/29/19)
13 vs. Samford (11/21/19)	OVERTIME POINTS	13 vs. No. 6 Louisville (12/19/19)
38 vs. Murray State (1/16/20)	FG MADE	30 at No. 10 Mississippi State (11/11/19)
79 at Murray State (1/2/20)	FG ATTEMPTS	62 at Illinois State (11/30/19)
55.8 at Tennessee Tech (2/20/20)	FG PERCENTAGE	55.6 at No. 10 Mississippi State (11/11/19)
10 at Murray State (1/2/20)	3-POINT FG	13 at No. 20 Arkansas (12/29/19)
25 at Murray State (1/2/20)	3-POINT FG ATT.	32 at No. 20 Arkansas (12/29/19)
50.0, 4x, vs. Murray State (3/4/20)	3-POINT FG %	57.1 at No. 10 Mississippi State (11/11/19)
22 vs. Tennessee State (1/9/20)	FREE THROWS	27 at No. 20 Arkansas (12/29/19)
33 vs. Tennessee State (1/9/20)	FT ATTEMPTS	36 at No. 20 Arkansas (12/29/19)
92.9 vs. SIUE (2/27/20)	FT PERCENTAGE	90.0 vs. No. 6 Louisville (12/19/19)
23 at Murray State (1/2/20)	OFF REBOUNDS	20 vs. Murray State (1/16/20)
39 vs. Murray State (3/4/20)	DEF REBOUNDS	33 vs. No. 6 Louisville (12/19/19)
49, 2x, vs. Murray State (3/4/20)	TOTAL REBOUNDS	49 vs. No. 6 Louisville (12/19/19)
26 vs. Murray State (1/16/20)	ASSISTS	22 at No. 10 Mississippi State (11/11/19)
9, 3x, vs. Austin Peay (1/18/20)	BLOCKED SHOTS	9 vs. No. 6 Louisville (12/19/19)
18 vs. Chattanooga (12/8/19)	STEALS	18 at No. 20 Arkansas (12/29/19)
26 at No. 20 Arkansas (12/29/19)	TURNOVERS	28 vs. Chattanooga (12/8/19)
25 at No. 10 Mississippi State (11/11/19)	FOULS	23 vs. Lipscomb (12/16/19)

# PLAYER GAME HIGHS

2019-20 UT Martin Women's Basketball Team Superlatives

	UT MARTIN	OPPONENT
Points	42, Chelsey Perry vs. Lipscomb (12/16/19)	29, Taylor Roberts vs. Tennessee State (1/9/20)
Field Goals Made	17, Chelsey Perry vs. Lipscomb (12/16/19)	10, Taylor Roberts vs. Tennessee State (1/9/20)
Field Goals Attempted	27, Chelsey Perry vs. Lipscomb (12/16/19)	20, Carrie Shephard vs. Southeast Missouri (2/29/20)
3-Point FGs Made	4, Chelsey Perry at Austin Peay (1/4/20)	6, 2x, Carrie Shephard vs. Southeast Missouri (2/29/20)
3-Point FGs Att.	7, 3x, Chelsey Perry at Austin Peay (1/4/20)	12, Alexis Tolefree at No. 20 Arkansas (12/29/19)
Free Throws Made	10, Maddie Waldrop at Southern Illinois (12/3/19)	9, Tesia Thompson vs. Southeast Missouri (3/7/20)
Free Throws Att.	12, Maddie Waldrop vs. Tennessee Tech (2/6/20)	10, Charity Brown vs. Samford (11/21/19)
Offensive Rebounds	7, Maddie Waldrop at Austin Peay (1/4/20)	7, Lexi Wallen at Illinois State (11/30/19)
Defensive Rebounds	12, Chelsey Perry at Austin Peay (1/4/20)	13, Tesia Thompson vs. Southeast Missouri (3/7/20)
Total Rebounds	14, 2x, Chelsey Perry at Austin Peay (1/4/20)	14, 2x, Tesia Thompson vs. Southeast Missouri (3/7/20)
Assists	10, Tamiah Stanford vs. Murray State (3/4/20)	11, Mikayla Kinnard vs. SIUE (2/27/20)
Steals	5, 4x, Chelsey Perry at SIUE (1/25/20)	5, Amber Ramirez at No. 20 Arkansas (12/29/19)
Blocked Shots	8, Chelsey Perry vs. IUPUI (11/25/19)	4, 2x, Yemiyah Morris at No. 10 Mississippi State (11/11/19)
Turnovers	9, Tamiah Stanford at No. 10 Mississippi State (11/11/19)	8, 2x, Dana Evans vs. No. 6 Louisville (12/19/19)
Minutes Played	46, Griffin/Grant vs. No. 6 Louisville (12/19/19)	50, Dana Evans vs. No. 6 Louisville (12/19/19)



50

FINAL



56

Wednesday, Nov. 6  
Chaifetz Arena - St. Louis, Mo.  
UTM: 0-1 / SLU: 1-0

**HIGH** Points: UTM Stanford (19)  
Rebounds: Perry (10)  
Assists: Hicks (4)  
Steals: Stanford/Hicks (3)  
Blocks: Perry (4)

**UTM**

**SLU** Flowers (18)  
Wilken (10)  
Martinez (6)  
4 Tied (2)  
Flowers (4)

## UT Martin 50 • 0-1

#	Player		Total		3-Pr		Rebounds		PF	TP	A	T	Bk	Sl	Min	
			FG	FGA	FG	FGA	FT	FTA								
15	Brittini Moore	f	0-4	0-4	0-2	0-2	0	4	1	0	0	0	0	0	33	
20	Chelsey Perry	f	2-12	0-1	0-0	0-0	1	9	10	3	4	2	4	1	30	
22	Damiah Griffin	f	6-13	2-4	1-1	1	4	5	15	0	1	1	1	1	26	
23	Tamiah Stanford	g	7-16	0-1	5-7	1	1	2	3	19	3	2	0	0	37	
14	Zaire Hicks	g	1-5	1-5	2-2	1	2	3	4	7	4	2	0	0	34	
00	Emma Davis	0	0-1	0-1	0-0	0	0	0	1	0	0	0	0	0	2	
02	Sade' Hudson	0	0-2	0-0	0-0	0	2	2	0	0	1	0	1	0	9	
11	Dasia Young	0	0-1	0-0	0-0	0	0	1	2	0	0	1	0	0	8	
21	Maddie Waldrop	0	2-5	0-1	1-1	2	2	4	2	5	0	4	0	0	21	
33	Demi Burdick	0	0-0	0-0	0-0	0	0	0	0	0	0	0	0	0	0+	
Team																
Totals			19-62	3-17	9-13	12	24	36	20	50	9	15	5	10	200	
1st FG %			6-17	35.3%	2nd FG %	4-15	26.7%	3rd FG %	4-18	22.2%	4th FG %	5-12	41.7%	Game FG %	19-62	30.8%
1st FT %			1-2	50.0%	2nd FT %	1-2	50.0%	3rd FT %	1-2	50.0%	4th FT %	1-2	50.0%	Game FT %	3-17	17.6%
1st Rebounds			1	1	2nd Rebounds	1	1	3rd Rebounds	1	1	4th Rebounds	1	1	Game Rebounds	12	3.1

## Saint Louis 56 • 1-0

#	Player		Total		3-Pr		Rebounds		PF	TP	A	T	Bk	Sl	Min	
			FG	FGA	FG	FGA	FT	FTA								
22	Rachel Kent	1	5-10	2-4	0-0	2	3	5	2	12	0	1	0	0	34	
34	Kendra Wilken	1	2-8	0-0	4-4	6	10	4	8	0	2	0	0	0	24	
35	Myrtana Smith Traore	1	1-4	0-1	0-0	0	8	8	4	2	3	3	2	0	24	
02	Ciaja Harrison	g	2-9	1-2	0-2	0	2	2	3	5	1	6	0	2	20	
22	Myia Clark	g	3-9	2-4	1-2	0	2	2	3	9	5	1	0	0	31	
01	Chloe Rice	0	0-0	0-0	0-0	0	1	1	0	1	0	0	0	0	5	
11	Julia Martinez	0	0-1	0-0	2-4	0	7	7	2	2	6	2	0	0	33	
02	Brooke Flowers	0	8-15	0-0	2-4	3	4	2	16	0	0	0	0	0	29	
Team						1	0	1								
Totals			21-56	5-11	9-16	12	31	43	21	56	15	18	7	0	200	
1st FG %			2-11	18.2%	2nd FG %	3-13	23.1%	3rd FG %	5-19	26.3%	4th FG %	7-13	53.8%	Game FG %	21-56	37.5%
1st FT %			0-0	0.0%	2nd FT %	1-2	50.0%	3rd FT %	1-2	50.0%	4th FT %	1-2	50.0%	Game FT %	3-5	60.0%
1st Rebounds			1	1	2nd Rebounds	1	1	3rd Rebounds	1	1	4th Rebounds	1	1	Game Rebounds	12	3.1

Officials: Kristyne Espasza, Greg Small, Bryan Enterline  
Technical fouls: UT Martin-None. Saint Louis-None.  
Attendance: 427



46

FINAL



82

Monday, Nov. 11  
Humphrey Coliseum - Starkville, Miss.  
UTM: 0-2 / MSU: 2-0

**HIGH** Points: Hicks (12)  
Rebounds: Griffin (8)  
Assists: Perry/Stanford (2)  
Steals: 4 Tied (1)  
Blocks: Waldrop (1)

**UTM**

**MSU** Carter (19)  
Carter (8)  
Taylor (5)  
2 Tied (2)  
Morris (4)

## UT Martin 46 • 0-2

#	Player	Total		3-Pr		Rebounds				PF	TP	A	T	Bk	Sl	Min
		FG	FGA	FG	FGA	FT	FTA	Off	Def							
20	Chelsey Perry	1	2-11	0-2	2-2	1	3	4	6	2	3	0	0	0	0	27
21	Maddie Waldrop	1	2-6	1-3	1-2	0	3	3	4	6	0	1	1	1	0	29
22	Damiah Griffin	1	2-5	0-1	6-6	4	4	8	2	10	2	0	1	36		
23	Tamiah Stanford	g	2-6	0-1	4-4	0	2	2	5	8	2	9	0	30		
14	Zaire Hicks	g	5-10	1-5	1-3	1	1	2	3	12	2	0	0	30		
00	Emma Davis	0	0-1	0-1	0-0	0	0	0	1	0	0	0	0	5		
02	Sade' Hudson	0	0-1	0-0	0-2	0	0	0	2	0	0	1	0	4		
03	Macy Rippey	0	0-4	0-3	0-0	0	0	0	2	0	1	1	0	13		
05	Anna Pierce	0	0-1	0-1	0-0	0	0	0	0	0	0	0	0	2		
10	Raegan Johnson	0	0-0	0-0	0-0	0	0	0	0	0	0	0	0	8		
15	Brittini Moore	0	1-1	1-1	0-0	1	1	0	2	3	0	0	0	12		
31	Kyannah Grant	0	0-1	0-0	1-2	0	1	1	0	1	0	0	0	4		
Team						4	2	6								
Totals			14-47	3-18	15-21	11	16	27	25	46	5	20	1	4		
1st FG %		3-9	33.3%	2nd FG %	5-12	41.7%	3rd FG %	4-16	25.0%	4th FG %	14-47	29.8%	Game FG %	14-47	29.8%	
1st FT %		1-3	33.3%	2nd FT %	1-3	33.3%	3rd FT %	1-3	33.3%	4th FT %	1-3	33.3%	Game FT %	4-16	25.0%	
1st Rebounds		1	1	2nd Rebounds	1	1	3rd Rebounds	1	1	4th Rebounds	1	1	Game Rebounds	11	2.8	

## #10 Mississippi State 82 • 2-0

#	Player	Total		3-Pr		Rebounds		PF	TP	A	T	Bk	Sl	Min	
		FG	FGA	FG	FGA	FT	FTA								
04	Jessica Carter	1	7-9	0-0	5-9	4	4	8	0	19	0	2	2	28	
05	Rickey Jackson	1	3-13	0-1	2-2	0	1	1	2	8	4	5	1	29	
24	Chloe Bibby	1	5-6	2-2	0-0	2	5	7	1	12	0	0	0	28	
01	Myah Taylor	g	0-1	0-0	3-3	0	0	0	3	3	5	1	0	20	
24	Jordan Danberry	g	0-3	0-1	1-2	0	2	2	1	3	0	0	0	12	
00	Jayla Hemmings	0	0-1	0-0	0-0	0	1	1	2	2	0	0	0	8	
02	Andrea Espinoza-Hunte	0	4-6	1-3	0-2	1	2	3	9	3	2	0	0	19	
03	Alyiah Matharu	0	6-8	3-5	0-0	1	1	2	4	15	2	0	0	17	
10	JaMya Mingo-Young	0	2-2	0-0	2-4	0	3	3	1	6	1	0	0	10	
11	Xaria Wiggins	0	3-5	2-2	1-2	0	1	1	9	2	1	0	0	17	
13	Promiss Taylor	0	0-0	0-0	0-0	0	0	0	0	0	0	0	0	3	
20	Yemiyah Morris	0	0-0	0-0	3-3	2	0	0	1	4	0	0	0	9	
Team						4	1	5							
Totals			30-54	8-14	14-24	13	23	30	20	82	22	13	8	6	
1st FG %		8-17	47.1%	2nd FG %	8-14	57.1%	3rd FG %	6-11	54.5%	4th FG %	8-12	66.7%	Game FG %	30-54	55.6%
1st FT %		2-4	50.0%	2nd FT %	2-2	100.0%	3rd FT %	2-2	100.0%	4th FT %	2-2	100.0%	Game FT %	8-14	57.1%
1st Rebounds		1	1	2nd Rebounds	1	1	3rd Rebounds	1	1	4th Rebounds	1	1	Game Rebounds	13	3.3

Officials: Kaitlyn Wiggins, Ashley Wiggins, Cheryl Flores  
Technical fouls: UT Martin-None. Mississippi State-None.  
Attendance: 525



55

FINAL



78

Thursday, Nov. 14  
McCarthy Athletic Center - Spokane, Wash.  
UTM: 0-3 / GU: 2-0

**HIGH** Points: Griffin (15)  
Rebounds: Perry (8)  
Assists: Perry/Stanford (3)  
Steals: Griffin/Moore (2)  
Blocks: None

**UTM**

**GU** J. Wirth (17)  
4 Tied (4)  
Loera/Campbell (3)  
Campbell (3)  
J. Wirth (2)

## UT Martin 55 • 0-3

#	Player	Total		3-Pr		Rebounds		PF	TP	A	T	Bk	Sl	Min	
		FG	FGA	FG	FGA	FT	FTA								
20	Chelsey Perry	1	4-10	0-2	5-6	0	8	2	13	3	1	0	1	40	
21	Maddie Waldrop	1	2-4	1-1	0-2	1	0	1	5	5	1	1	0	22	
22	Damiah Griffin	1	2-7	1-2	10-10	0	5	5	4	15	1	3	0	30	
23	Emma Davis	g	0-0	0-0	0-0	0	1	1	0	0	0	0	0	3	
24	Tamiah Stanford	g	2-5	1-1	0-2	0	3	2	1	5	3	2	0	1	
03	Macy Rippey	0	0-0	0-0	2-2	0	0	0	1	2	0	2	0	10	
10	Raegan Johnson	0	0-0	0-0	0-0	0	0	0	1	0	0	0	0	3	
11	Dasia Young	0	2-5	0-1	1-2	1	1	2	5	0	0	1	0	10	
15	Brittini Moore	0	2-6	1-2	0-0	0	1	1	2	7	1	3	0	2	
31	Kyannah Grant	0	1-4	0-1	1-2	0	1	1	0	3	0	1	0	14	
33	Demi Burdick	0	0-0	0-0	0-0	0	0	0	1	0	0	0	0	3	
Team						1	1	2							
Totals			15-41	5-14	20-28	3	18	21	20	55	9	15	0	7	
1st FG %		3-9	33.3%	2nd FG %	4-15	26.7%	3rd FG %	3-12	25.0%	4th FG %	5-14	35.7%	Game FG %	15-41	36.6%
1st FT %		1-2	50.0%	2nd FT %	1-2	50.0%	3rd FT %	1-2	50.0%	4th FT %	1-2	50.0%	Game FT %	3-18	16.7%
1st Rebounds		1	1	2nd Rebounds	1	1	3rd Rebounds	1	1	4th Rebounds	1	1	Game Rebounds	3	0.8

## #23 Gonzaga 78 • 2-0



UT Martin 59 • 2-5

FINAL

70

**Tuesday, Dec. 3**  
**Banterra Center - Carbondale, Ill.**  
**UTM: 2-5 / SIU: 5-2**

**HIGH** Points: Perry (24)  
Rebounds: Waldrop (14)  
Assists: Waldrop (5)  
Steals: Griffin/Grant (3)  
Blocks: Perry (3)

**UTM** Perry (24)  
Waldrop (14)  
Waldrop (5)  
Griffin/Grant (3)  
Perry (3)

**SIU** Silvey (20)  
Martin (9)  
3 Tied (4)  
3 Tied (2)  
Silvey (2)

UT Martin 59 • 2-5

#	Player	Total	FG-FGA	FG-FGA	FT-FTA	Rebounds	Off	Def	PF	TP	A	To	Bk	S	Min
1	Chelsey Perry	1	8-18	2-4	6-7	2	3	5	5	24	0	4	3	1	35
21	Maddie Waldrop	1	3-12	0-2	10-10	3	11	14	3	16	5	2	0	2	35
22	Damiah Griffin	1	3-10	0-0	1-2	1	2	3	4	7	1	2	0	3	29
33	Demi Burdick	1	2-4	0-1	0-0	0	1	1	4	4	0	0	0	2	25
31	Kyannah Grant	1	1-3	0-1	1-2	3	3	3	1	3	4	4	0	3	36
00	Emma Davis	0	0-0	0-0	0-0	0	0	0	1	0	1	0	0	4	4
02	Sade Hudson	0	0-0	0-0	0-0	1	0	1	1	0	0	2	0	0	3
03	Macy Rippy	0	0-2	0-2	0-0	0	0	0	0	0	1	0	0	0	8
05	Anna Pierce	0	0-0	0-0	0-0	0	2	2	1	0	0	0	0	0	2
11	Dasia Young	0	2-2	0-0	1-2	2	2	0	5	1	0	0	1	19	19
13	Tamiah Stanford	0	2-0	0-0	0-0	1	0	1	0	0	1	0	0	2	2
15	Brittini Moore	0	0-1	0-1	0-0	0	0	0	0	0	1	0	0	2	2
Team						4	2	6							
Totals			19-54	2-11	19-23	14	22	36	20	59	12	18	3	12	200
1st FG %	7.20	35.0%	2nd	3.0	33.3%	3rd	6.13	46.2%	4th	5.12	25.0%	Game	19-54	35.2%	Deadball
3FG %	1.50	20.0%	1.3	33.3%	0.0	0.0%	0.3	0.0%	0.3	0.0%	0.3	11	18.2%	Rebounds	2
FT %	5.4	60%	1.4	83.3%	0.0	0.0%	1.8	47.5%	1.8	47.5%	1.8	20.0	82.0%	Rebounds	2

Southern Ill. 70 • 5-2

#	Player	Total	FG-FGA	FG-FGA	FT-FTA	Rebounds	Off	Def	PF	TP	A	To	Bk	S	Min
25	Abby Brockmeyer	1	5-11	1-2	0-0	3	5	8	2	11	4	1	0	2	31
34	Nicole Martin	1	2-8	0-1	6-8	3	6	9	3	10	1	2	1	1	29
10	Brittney Patrick	1	1-4	0-2	0-0	0	1	1	5	2	4	5	0	0	28
6	Mackenzie Silvey	1	6-16	4-10	4-7	2	3	5	3	20	4	2	2	2	37
32	Kristen Nelson	1	4-8	2-4	4-5	0	1	1	3	14	2	2	0	0	26
08	Cailey Link	0	4-10	0-1	1-2	3	4	7	4	9	4	1	0	0	40
20	Gabby Walker	1	1-1	0-0	0-0	0	1	1	0	2	0	1	0	0	6
21	Payton McCallister	1	1-2	0-1	0-0	0	0	0	0	2	0	0	0	1	9
31	Lauren Hartman	0	0-1	0-1	0-0	1	0	1	0	0	0	0	0	0	2
33	Rachel Pudowski	0	0-0	0-0	0-0	0	0	0	0	0	0	0	0	0	3
35	Awa Keta	0	2-3	0-0	1-2	0	1	1	2	5	1	1	1	0	13
Team						4	3	7							
Totals			23-54	6-22	16-24	13	23	36	18	70	18	17	4	8	200
1st FG %	5.11	45.0%	2nd	7.15	46.7%	3rd	5.14	21.4%	4th	8.14	57.1%	Game	23-54	42.6%	Deadball
3FG %	1.4	60.0%	2.6	33.3%	1.6	5.0%	0.0	0.0%	0.0	0.0%	0.0	1.6	16.7%	Rebounds	4
FT %	4.5	80.0%	4.6	66.7%	3.4	75.0%	5.5	55.6%	5.5	55.6%	5.5	16.24	66.7%	Rebounds	4

UT Martin 63

FINAL | 2OT

71

**Thursday, Dec. 19**  
**Elam Center - Martin, Tenn.**  
**UTM: 4-6 / UL: 11-1**

**HIGH** Points: Griffin (25)  
Rebounds: Griffin (10)  
Assists: 4 Tied (2)  
Steals: Waldrop (4)  
Blocks: Perry (3)

**UTM** Griffin (25)  
Griffin (10)  
4 Tied (2)  
Waldrop (4)  
Perry (3)

**UL** Evans (22)  
Shook (11)  
Evans (8)  
Diop/Robinson (3)  
Shook (6)

#6 Louisville 71 • 11-1

#	Player	Total	FG-FGA	FG-FGA	FT-FTA	Rebounds	Off	Def	PF	TP	A	To	Bk	S	Min
31	Kylee Shook	1	7-13	0-2	1-2	1	10	11	3	15	1	2	6	1	43
33	Bionca Dunham	1	2-5	0-0	2-2	3	3	6	5	6	3	3	1	1	38
01	Dana Evans	1	5-17	2-5	10-10	0	4	4	0	22	8	8	0	1	50
04	Elizabeth Balogun	1	1-8	0-4	0-0	0	1	1	0	2	1	3	1	0	17
31	Jasmine Jones	1	4-10	0-1	1-2	3	4	7	4	9	4	1	0	0	40
02	Yacine Diop	1	5-10	1-1	4-4	3	4	7	4	15	0	3	0	3	28
05	Mykasa Robinson	1	1-4	0-1	0-0	3	2	5	2	2	0	0	0	3	22
12	Lindsey Duvall	0	0-0	0-0	0-0	2	2	2	1	0	0	0	0	0	5
21	Elizabeth Dixon	0	0-0	0-0	0-0	0	0	0	3	0	0	0	1	1	6
24	Jessica Laemmle	0	0-0	0-0	0-0	1	0	1	0	0	0	0	0	0	1
Team						2	3	5							
Totals			25-67	3-14	18-20	16	33	49	22	71	17	22	9	10	250
1st FG %	4.14	28.6%	2nd	5.12	41.7%	3rd	5.8	37.5%	4th	5.14	55.7%	Game	25-67	37.3%	Deadball
3FG %	0.0	0.0%	1.3	33.3%	1.6	5.0%	0.0	0.0%	0.0	0.0%	0.0	1.6	16.7%	Rebounds	4
FT %	4.4	100.0%	3.4	75.0%	6.6	100.0%	0.0	0.0%	0.0	0.0%	0.0	18.20	90.0%	Rebounds	0.1

UT Martin 63 • 4-6

#	Player	Total	FG-FGA	FG-FGA	FT-FTA	Rebounds	Off	Def	PF	TP	A	To	Bk	S	Min
21	Chelsey Perry	1	5-15	1-5	0-0	1	8	9	4	11	1	5	3	3	44
21	Maddie Waldrop	1	4-8	1-2	3-5	1	7	8	5	12	2	4	0	4	41
22	Damiah Griffin	1	8-13	0-1	9-13	7	7	10	2	25	1	0	0	3	46
33	Demi Burdick	1	2-5	0-1	1-1	0	2	2	0	5	2	2	1	1	19
31	Kyannah Grant	0	2-12	0-5	2-5	2	6	2	6	2	5	2	0	2	46
02	Sade Hudson	0	1-1	0-2	0-0	0	0	2	2	2	1	0	1	1	28
05	Anna Pierce	0	0-0	0-0	0-0	0	0	0	0	0	0	0	0	0	1
10	Raegan Johnson	0	0-0	0-0	0-0	0	0	0	0	0	0	0	0	0	0
11	Dasia Young	0	0-0	0-0	0-0	1	1	2	0	0	0	0	0	1	8
13	Tamiah Stanford	0	0-1	0-0	0-0	0	0	0	0	0	0	0	0	0	3
15	Brittini Moore	0	0-2	0-1	0-0	0	0	0	1	0	0	0	0	0	14
Team						1	1	2							
Totals			23-63	2-16	15-28	14	28	42	18	63	10	24	4	15	250
1st FG %	7.18	48.0%	2nd	7.17	41.3%	3rd	5.11	28.6%	4th	5.13	38.5%	Game	23-63	36.0%	Deadball
3FG %	0.0	0.0%	0.3	0.0%	0.0	0.0%	0.0	0.0%	0.0	0.0%	0.0	0.3	12.5%	Rebounds	5
FT %	1.2	0.0%	1.2	0.0%	1.2	0.0%	3.4	100.0%	3.4	100.0%	3.4	15.00	53.8%	Rebounds	5

Officials: Jody Cantrell, Molly Caldwell, Eric Baker  
Technical fouls: #6 Louisville-None, UT Martin-None.  
Attendance: 1156

UT Martin 78

FINAL

51

**Sunday, Dec. 8**  
**Elam Center - Martin, Tenn.**  
**UTM: 3-5 / UTC: 1-9**

**HIGH** Points: Perry (24)  
Rebounds: Perry/Griffin (8)  
Assists: Moore (7)  
Steals: Moore (4)  
Blocks: Waldrop/Burdick (2)

**UTM** Perry (24)  
Perry/Griffin (8)  
Moore (7)  
Moore (4)  
Waldrop/Burdick (2)

**UTC** Bouldin (14)  
Cornelius (11)  
2 Tied (3)  
Cornelius (3)  
Bouldin (2)

Chattanooga 51 • 1-9

#	Player	Total	3-Ptr			Rebounds										
			FG-FGA	FG-FGA	FT-FTA	Off	Def	PF	TP	A	To	Bk	S	Min		
25	Eboni Williams	1	2-7	0-2	2-2	1	9	10	4	6	3	10	0	2	30	
25	Abbey Cornelius	1	3-9	0-1	5-8	1	10	11	2	11	1	1	3	37		
12	Bria Dial	1	3-7	1-5	3-4	0	5	5	3	10	1	3	0	1	32	
13	Nakeia Burks	1	7-13	2-7	1-2	0	0	0	1	3	3	4	0	1	32	
33	Lakevin Bouldin	1	4-12	0-7	3-4	3	4	7	1	14	1	3	2	0	38	
02	Pare Pene	0	0-0	0-0	2-2	0	0	0	1	2	0	1	0	1	6	
10	Dena Jarrells	1	1-4	1-3	2-2	0	1	1	0	5	0	2	0	0	16	
11	Liz Wood	0	0-0	0-0	0-0	0	0	0	0	1	0	0	0	0	2	
24	Morgan Hill	0	0-1	0-1	0-0	0	0	0	0	0	0	3	0	0	4	
32	Ruona Uwsusiaba	0	0-1	0-0	0-0	0	0	0	1	0	0	0	0	0	3	
	Team					1	3	4								
	Totals		14-43	5-20	18-24	3	29	32	14	51	9	28	3	8	200	
1st	FG %	6.13	46.2%	2nd	1.6	16.7%	3rd	2.10	20.0%	4th	5.14	35.7%	Game	14-43	32.6%	Deadball
3FG %	0.0	0.0%	0.3	0.0%	1.4	25.0%	0.0	0.0%	0.0	0.0%	0.0	1.4	25.0%	Rebounds	4	
FT %	3.4	75.0%	7.8	87.5%	9.12	66.7%	0.0	0.0%	1.3	33.3%	0.0	10.24	75.0%	Rebounds	4	

#	Player	FG	FGA	3-Pt	FT	FTA	Reb	Off	Def	PF	TP	A	To	Bk	S	Min
20	Chelsey Perry	1	10-19	2-7	2-2	2-2	2	6	8	2	24	4	1	3	28	
21	Maddie Waldrop	1	0-2	0-0	1-2	0	7	7	2	1	2	2	2	0	24	
22	Damiah Griffin	1	6-19	1-3	0-0	2	6	8	2	19	0	0	0	1	1	25
33	Demi Burdick	1	3-8	0-1	0-0	0	3	3	2	6	0	1	2	1	16	
31	Kyannah Grant	0	1-4	0-1	0-0	0	1	1	0	1	0	2	0	0	0	28
00	Emma Davis	0	0-0	0-0	0-0	0	0	0	0	0	0	0	0	0	0	1
02	Sade Hudson	0	2-2	0-0	0-0	0	1	1	2	4	2	2	0	2	0	15
05	Macy Rippy	0	0-0	0-0	0-0	0	1	1	0	0	1	1	0	0	0	5
09	Anna Pierce	0	2-5	0-0	0-0	0	1	1	4	6	4	1	0	0	0	18
10	Raegan Johnson	0	1-1	0-0	0-0	0	0	0	0	2	0	0	0	0	0	1
11	Dasia Young	0	6-9	0-0	0-1	3	0	3	4	12	3	1	1	0	1	19
13	Tamiah Stanford	0	1-2	0-0	0-0	0	1	1	2	2	0	1	0	1	0	5
15	Brittini Moore	0	0-2	0-2	1-2	1	1	2	0	1	7	0	1	4	1	17
	Team						1	0	1							
Totals			34-71	5-20	5-9	9	28	37	21	78	25	13	8	18	20	

1st- FG	3-16	18.8%	2nd- FG	12-19	63.2%	3rd- FG	8-19	42.1%	9	48	37	17	64.7%	Game	34-71	47.9%	Deadball
3Pt FG	1-6	16.7%	3rd	2-6	33.3%	0-0	0-0	0%	0	24	33%	5-20	25.0%	Rebounds			
FT	0-0	0.0%	4th	4-6	66.7%	0-0	0-0	0%	1	33	33%	5-9	55.6%			3	

69  
FINAL  
61

Saturday, Jan. 4  
Dunn Center - Clarksville, Tenn.  
UTM: 6-7, 2-0 / APSU: 9-4, 0-2

HIGH UTM APSU  
Points: Perry (28) Gonzalez-Varner (22)  
Rebounds: Perry (14) Gonzalez-Varner (8)  
Assists: Burdick (6) Knowles (3)  
Steals: Waldrop (4) Ferby/Ferby (2)  
Blocks: Perry (5) 2 Tied (2)

UT Martin 69 • 6-7, 2-0 OVC

#	Player	Total		3-Pr		Rebounds		FT-FTA		PF		TP		A		Bk		Sl		Min
		FG-FGA	FG-FGA	FT-FTA	FT-FTA	Off	Def	Off	Def	Off	Def	Off	Def	Off	Def	Off	Def	Off	Def	
11	Dasia Young	1	2-7	1-2	1-2	3	5	4	2	6	2	1	1	1	2	1	1	1	1	29
20	Chelsey Perry	1	11-18	4-7	2-2	2	12	14	2	28	2	3	5	2	40					40
21	Maddie Waldrop	1	8-16	1-2	5-10	7	6	13	2	22	2	1	0	4	37					37
33	Demi Burdick	1	0-1	0-1	0-0	1	4	5	2	6	1	1	0	4	21					21
31	Kyannah Grant	1	0-3	0-2	5-6	0	1	3	5	3	8	0	0	4	34					34
2	Sade Hudson	0	0-0	0-0	0-0	0	0	0	1	0	1	0	0	1	1					1
05	Anna Pierce	0	0-0	0-0	0-0	0	0	0	0	0	0	0	0	0	2					2
13	Tamiah Stanford	0	0-1	0-1	1-2	0	2	2	2	1	0	2	0	0	8					8
15	Brittini Moore	3	2-8	1-2	0-0	0	1	1	1	7	2	1	0	3	28					28
Team																				
Totals		24-53		7-17		14-22		14		27		41		15		69		18		70
1st FG %		6-15		40.0%		3rd 4-10		40.0%		3rd 1-8		38.9%		4th 7-10		70.0%		45.3%		Deadball
3PT %		1-5		20.0%		3rd 2-8		25.0%		3rd 2-8		25.0%		4th 2-10		20.0%		33.3%		Rebounds
FT %		4-4		100.0%		5-5		100.0%		5-5		100.0%		5-5		100.0%		100.0%		5

Austin Perry 61 • 9-4, 0-2 OVC

#	Player	Total		3-Pr		Rebounds		FT-FTA		PF		TP		A		Bk		Sl		Min
		FG-FGA	FG-FGA	FT-FTA	FT-FTA	Off	Def	Off	Def	Off	Def	Off	Def	Off	Def	Off	Def	Off	Def	
04	Anielle Gonzalez-Var	1	9-13	0-0	4-5	3	5	8	4	22	1	4	2	1	31					31
24	Kelen Kenol	1	1-2	0-0	0-0	0	2	2	2	2	0	3	0	1	14					14
14	Ella Sawyer	1	3-9	3-6	0-0	1	2	3	0	9	2	3	2	0	30					30
15	Kasey Kiddwell	1	0-4	0-2	1-2	2	2	4	1	1	2	1	0	0	17					17
23	Maggie Knowles	1	2-10	2-8	0-0	0	1	1	0	6	3	4	0	0	23					23
20	Tahaneah Bennell	1	2-4	1-2	0-0	1	0	1	4	5	2	1	0	0	13					13
02	Nieja Crawford	0	0-1	0-1	0-2	0	1	1	1	0	2	0	0	1	13					13
05	Myah Leflore	0	1-1	0-0	0-0	0	0	0	2	0	0	0	0	0	5					5
11	D'Shara Booker	0	0-0	0-0	0-0	0	0	0	0	1	0	0	0	0	17					17
22	Shay-Lee Kirby	0	1-3	1-2	0-0	0	0	0	2	3	0	2	1	0	12					12
00	Gabby Gregory	0	0-0	0-0	0-0	0	1	1	0	0	0	0	0	0	1					1
33	Brianah Ferby	1	1-3	1-3	3-4	1	1	3	6	0	0	0	0	2	13					13
15	Brittini Moore	1	1-3	1-3	0-0	4	1	5	3	2	3	0	2	1	11					11
Team																				
Totals		22-60		9-27		14		18		32		20		61		15		18		70
1st FG %		5-11		45.5%		3rd 7-17		41.2%		3rd 4-13		30.8%		4th 6-19		31.6%		Game 22-40		36.7%
3PT %		1-2		50.0%		3rd 2-8		25.0%		3rd 3-11		27.3%		4th 2-13		15.4%		Game 9-27		33.3%
FT %		2-4		50.0%		0-0		0.0%		0-0		0.0%		0-0		0.0%		Game 2-2		Rebounds

Officials: Walter Flowers, Kristen Jones, Joshua Hall  
Technical fouls: UT Martin-None. Austin Perry-None.  
Attendance: 541

88  
FINAL  
71

Thursday, Jan. 6  
Elam Center - Martin, Tenn.  
UTM: 7-7, 3-0 / TSU: 2-11, 0-3

HIGH UTM TSU  
Points: Perry (22) Roberts (29)  
Rebounds: Perry/Waldrop (8) Roberts (6)  
Assists: Waldrop/Grant (4) Young (6)  
Steals: Moore (3) 3 Tied (2)  
Blocks: Perry (4) 2 Tied (1)

Tennessee St 71 • 2-11, 0-3 OVC

#	Player	Total		3-Pr		Rebounds		FT-FTA		PF		TP		A		Bk		Sl		Min
		FG-FGA	FG-FGA	FT-FTA	FT-FTA	Off	Def	Off	Def	Off	Def	Off	Def	Off	Def	Off	Def	Off	Def	
00	Taylor Roberts	1	10-14	2-3	7-8	1	5	6	2	29	3	3	1	1	31					31
03	Jaden Wrightsell	1	2-2	0-0	2-2	1	1	2	4	6	2	1	1	2	18					18
01	Jasmine Young	1	4-14	0-1	5-7	0	4	4	1	13	6	0	0	0	36					36
22	Keniece Purvis	1	0-4	0-2	0-0	0	1	1	4	0	0	4	0	2	22					22
32	Jasmine Broner	1	0-1	0-0	0-0	0	0	0	4	0	1	1	0	0	18					18
02	Andrea Wristler	1	2-4	1-2	3-4	0	2	2	1	8	1	1	0	0	19					19
10	Amber Appiah-Kubi	1	2-4	0-0	0-0	1	1	2	1	4	1	0	0	0	15					15
12	Breannah McCullah	1	1-1	0-0	0-0	0	0	0	0	2	0	2	0	2	6					6
14	Ashley Primas	1	3-3	0-0	1-2	0	1	1	5	7	0	1	0	1	7					7
20	Megan Kent	1	1-3	0-0	0-0	0	4	4	2	0	0	0	0	1	12					12
23	Takya Bennett	1	0-1	0-0	0-0	0	1	1	3	0	0	0	0	0	16					16
Team																				
Totals		25-51		3-8		18-23		4		21		25		71		14		18		200
1st FG %		1-10		10.0%		3rd 6-11		54.5%		4th 5-9		55.6%		Game 25-51		49.0%		Deadball		Rebounds
3PT %		1-5		20.0%		3rd 0-3		0.0%		3rd 1-5		20.0%		4th 2-7		28.6%		Game 3-8		37.5%
FT %		1-2		50.0%		3-4		75.0%		6-7		85.7%		10-13		76.9%		Game 4-12		50.0%

UT Martin 88 • 7-7, 3-0 OVC

#	Player	FG	F-GA	3-Fr	FT	FTA	Reb	Def	Off	PF	TP	A	TO	Bk	Sl	Min
11	Dasia Young	1	4-7	0-0	2-5	5	1	6	2	10	3	5	0	1	33	
20	Chelsey Perry	1	9-15	2-4	2-2	2	6	8	0	22	0	1	4	1	22	
21	Maddie Waldrop	1	5-8	0-1	8-10	3	5	8	3	18	4	3	2	2	32	
33	Demi Burdick	1	3-7	0-1	0-2	1	3	4	0	6	0	0	0	0	15	
31	Kyannah Grant	1	2-4	0-2	0-0	0	1	1	2	4	3	0	0	2	23	
00	Emma Davis	1	0-0	0-0	0-0	0	0	0	0	1	0	0	0	0	2	
02	Myah Leflore	1	0-0	0-0	0-0	0	0	0	0	1	0	0	0	0	2	
05	Anna Pierce	1	0-1	0-0	0-2	0	0	0	0	0	0	1	0	0	1	
10	Raegan Johnson	1	0-0	0-0	0-0	0	0	0	0	0	0	0	0	0	2	
13	Tamiah Stanford	1	6-9	0-1	8-10	1	2	3	1	20	2	2	0	0	21	
15	Brittini Moore	1	2-8	2-6	2-2	1	4	5	2	8	3	2	0	3	33	
	Team				2	1	3									
	Totals	31-61	4-17	22-33	15	23	38	16	88	16	28	6	9	20		



W

79  
FINAL  
39

W

65  
FINAL  
50

W

82  
FINAL  
64

**Saturday, Jan. 25**  
**Vadalandene Center - Edwardsville, Ill.**  
**UTM: 11-8, 7-1 / SIUE: 3-16, 1-7**

	HIGH	UTM	SIUE
Points:		Perry (24)	Lee (11)
Rebounds:		Moore (7)	Lee (6)
Assists:		Waldrop (5)	2 Tied (3)
Steals:		Perry (5)	2 Tied (2)
Blocks:		Perry (3)	Thatha (1)

UT Martin 79 • 11-8, 7-1 OVC														
		Total	FG-FGA	3-Pr	FT-FTA	Rebounds	PF	TP	A	T	Bk	S	Min	
						Off Def Tot								
11	Dasia Young	f	5-7	1-1	4-4	1	4	5	3	15	2	2	0	30
20	Chelsey Perry	f	8-11	3-4	5-5	1	4	5	3	24	2	1	3	32
21	Maddie Waldrop	f	1-6	1-5	1-2	0	4	4	4	5	1	0	1	21
33	Demi Burdick	f	3-6	1-1	0-0	2	2	4	4	7	2	2	0	1
31	Kyannah Grant	g	3-7	1-3	0-0	1	5	6	1	7	3	4	0	32
00	Emma Davis	f	1-3	1-2	0-0	0	0	0	0	3	0	1	0	1
03	Macy Rippey	f	0-1	0-0	0-0	0	0	0	0	1	0	0	0	4
05	Anna Pierce	g	0-0	0-0	2-2	0	2	2	0	2	1	1	0	5
10	Raeann Johnson	f	0-1	0-0	1-2	1	0	1	1	0	1	0	0	6
13	Tamiah Stanford	f	1-2	0-0	6-6	1	4	5	2	8	2	1	0	16
15	Brittini Moore	f	3-6	1-2	1-2	3	4	7	3	8	1	2	0	24
Team						2	6	8						
Totals			25-50	9-18	20-23	12	35	47	20	79	18	3	10	200
1st FG %		6-10	37.5%	2nd 7-14	50.0%	3rd 3-11	27.3%	4th 5-8	62.5%	Game 25-50	50.0%	Deadball		
3FG %		2-7	28.6%	2nd 2-6	33.3%	3rd 0-0	0.0%	4th 0-0	0.0%	Game 2-5	40.0%	Rebounds		
FT %		5-5	100.0%	2nd 1-2	50.0%	3rd 6-10	60.0%	4th 2-3	66.7%	Game 20-23	87.0%	1		

SIUE 39 • 3-16, 1-7 OVC														
		Total	FG-FGA	3-Pr	FT-FTA	Rebounds	PF	TP	A	T	Bk	S	Min	
						Off Def Tot								
20	Kallin Lee	f	5-8	0-0	1-3	1	5	6	4	11	0	3	0	26
01	Christen King	g	0-6	0-2	1-2	2	0	2	3	1	1	2	0	1
04	Tori Handley	g	2-13	2-11	0-0	3	1	4	2	6	1	1	0	2
11	Mikia Keith	g	0-2	0-2	0-0	0	1	1	0	1	0	1	0	26
25	Zaria Whitlock	g	2-4	0-0	2-3	2	1	3	3	3	0	0	0	23
00	Mikayla Kinnard	f	1-1	0-0	0-0	0	2	2	1	2	0	3	0	6
05	Ajulu Thatha	f	5-13	4-10	3-4	3	4	7	2	17	1	0	1	38
13	Bria Stilworth	f	0-6	0-2	0-0	0	1	1	0	0	0	0	0	17
21	Alek Akuen	f	1-3	0-0	0-0	0	1	1	1	2	0	0	0	4
22	Madison Hachstadt	f	1-6	0-4	2-3	1	0	1	0	4	2	2	0	20
30	Mikaela Hall	f	2-9	0-6	1-2	2	0	2	0	0	1	0	1	15
34	Kelsie Williams	f	1-4	0-0	0-0	0	1	1	0	2	0	0	1	12
Team						4	2	6						
Totals			15-63	2-27	7-13	15	30	19	39	12	17	1	8	200
1st FG %		3-11	27.3%	2nd 3-12	25.0%	3rd 5-18	27.8%	4th 4-22	18.2%	Game 15-63	23.8%	Deadball		
3FG %		0-2	0.0%	2nd 1-7	14.3%	3rd 0-0	0.0%	4th 0-0	0.0%	Game 0-2	0.0%	Rebounds		
FT %		0-0	0.0%	2nd 2-3	66.7%	3rd 3-7	42.9%	4th 2-3	66.7%	Game 7-13	53.8%	3		

Officials: Shawn Law, Kaleb Davidson, Tim Rille

**Thursday, Jan. 30**  
**McBrayer Arena - Richmond, Ky.**  
**UTM: 12-8, 8-1 / ECU: 8-12, 2-7**

	HIGH	UTM	ECU
Points:		Perry (15)	Bass (11)
Rebounds:		Perry (11)	Green (8)
Assists:		Perry/Grant (5)	Goodlett (7)
Steals:		Perry (3)	2 Tied (3)
Blocks:		Perry (3)	Green (2)

UT Martin 65 • 12-8, 8-1 OVC														
		Total	FG-FGA	3-Pr	FT-FTA	Rebounds	PF	TP	A	T	Bk	S	Min	
						Off Def Tot								
20	Chelsey Perry	f	6-20	1-4	2-2	5	6	11	2	15	5	3	3	39
21	Maddie Waldrop	f	3-9	0-2	3-6	3	6	9	2	9	3	2	0	1
33	Demi Burdick	f	2-5	1-3	0-0	1	4	5	0	2	0	2	0	1
11	Dasia Young	g	5-9	2-3	0-0	2	2	4	4	12	0	1	0	21
31	Kyannah Grant	g	1-11	0-5	2-2	4	4	8	1	4	5	3	0	1
00	Emma Davis	f	1-1	0-0	0-0	0	3	3	0	2	0	1	0	12
03	Macy Rippey	f	1-1	0-0	1-1	0	0	0	0	3	0	0	0	2
05	Anna Pierce	g	0-0	0-0	0-0	0	0	0	0	0	0	0	0	1
10	Raeann Johnson	f	0-2	0-0	0-0	0	1	1	0	0	0	0	0	1
13	Tamiah Stanford	f	4-7	0-0	0-0	0	2	2	0	8	1	2	0	19
15	Brittini Moore	f	3-6	1-4	0-0	0	1	1	2	7	1	2	0	24
Team						2	1	3						
Totals			26-69	5-21	8-11	17	30	47	11	65	15	6	3	200
1st FG %		3-23	13.0%	2nd 10-18	55.6%	3rd 6-15	40.0%	4th 7-13	53.8%	Game 26-69	37.7%	Deadball		
3FG %		1-8	12.5%	2nd 2-4	50.0%	3rd 3-5	60.0%	4th 0-3	0.0%	Game 5-21	23.8%	Rebounds		
FT %		2-2	100.0%	2nd 3-3	100.0%	3rd 5-6	83.3%	4th 1-1	100.0%	Game 8-11	72.7%	2		

Eastern Kentucky 50 • 8-12, 2-7 OVC														
		Total	FG-FGA	3-Pr	FT-FTA	Rebounds	PF	TP	A	T	Bk	S	Min	
						Off Def Tot								
20	MOVBRAY, Samari	f	3-7	1-5	1-2	3	2	5	2	8	1	2	1	0
33	GREEN, Tiyah	g	3-5	0-0	0-0	2	6	8	4	6	2	3	2	1
00	STANTON, Day	g	4-10	0-2	0-0	1	6	7	1	8	4	1	0	34
02	GOODLETT, Teri	g	2-9	0-4	0-0	2	3	5	0	4	7	5	0	1
23	DAVIS, Delara	g	1-3	0-0	0-0	0	5	5	0	2	2	5	0	15
15	BASS, Bria	f	5-14	0-6	1-1	1	3	4	2	11	1	0	0	24
20	HACKER, Emma	f	0-2	0-0	0-0	0	2	2	1	0	0	0	0	6
10	JORDAN, Anyssa	f	0-0	0-0	0-0	0	0	0	0	0	0	0	0	2
24	BELL, Maleaha	f	0-2	0-1	2-4	1	0	1	0	2	0	0	0	3
30	KAIFES, Catie	f	3-6	3-6	0-0	0	0	0	0	9	0	3	0	17
Team						0	0	6						
Totals			21-58	4-26	4-7	10	26	36	12	50	17	20	7	200
1st FG %		7-17	41.2%	2nd 1-12	8.3%	3rd 6-17	35.3%	4th 5-16	31.3%	Game 21-58	36.2%	Deadball		
3FG %		1-5	20.0%	2nd 0-4	0.0%	3rd 1-4	25.0%	4th 2-8	25.0%	Game 4-26	15.4%	Rebounds		
FT %		1-2	50.0%	2nd 1-2	50.0%	3rd 1-1	100.0%	4th 2-4	50.0%	Game 4-7	57.1%	0		

Officials: Tom Barron, Aitha Bufford, Thurman Leggs  
Technical fouls: UT Martin-None. Eastern Kentucky-None.  
Attendance: 545

**Saturday, Feb. 1**  
**Johnson Arena - Morehead, Ky.**  
**UTM: 13-8, 9-1 / MOR: 8-14, 4-6**

	HIGH	UTM	MOR
Points:		Waldrop (26)	Alford (17)
Rebounds:		Waldrop (9)	2 Tied (9)
Assists:		Stanford (5)	3 Tied (3)
Steals:		Stanford (5)	2 Tied (2)
Blocks:		Waldrop (2)	Humphries (3)

UT Martin 82 • 13-8, 9-1 OVC														
		Total	FG-FGA	3-Pr	FT-FTA	Rebounds	PF	TP	A	T	Bk	S	Min	
						Off Def Tot								
11	Dasia Young	f	1-1	1-2	1-2	0	2	2	4	1	1	0	2	23
20	Chelsey Perry	f	6-15	0-1	2-2	0	4	4	4	14	4	1	1	0
21	Maddie Waldrop	f	10-14	2-5	4-5	1	8	9	4	26	3	4	2	1
33	Demi Burdick	f	3-4	0-0	0-0	0	1	1	3	6	0	1	1	18
31	Kyannah Grant	g	3-6	0-1	2-2	0	1	1	3	8	0	1	0	1
00	Emma Davis	f	0-0	0-0	0-0	0	0	0	0	0	0	0	0	1
03	Macy Rippey	f	0-0	0-0	0-0	0	0	0	0	0	0	0	0	0
05	Anna Pierce	g	0-0	0-0	0-0	0	0	0	0	0	0	0	0	0
10	Raeann Johnson	f	0-1	0-0	0-0	0	1	1	0	0	0	0	0	1
13	Tamiah Stanford	f	5-7	1-1	6-6	2	1	3	2	17	5	4	0	31
15	Brittini Moore	f	2-5	1-3	2-2	1	6	7	2	7	1	1	1	3
Team						1	0	1						
Totals			30-56	5-13	17-19	5	24	29	82	14	13	5	13	201
1st FG %		8-14	57.1%	2nd 4-16	25.0%	3rd 5-15	33.3%	4th 6-11	54.5%	Game 30-56	53.6%	Deadball		
3FG %		2-5	40.0%	2nd 1-3	33.3%	3rd 2-4	50.0%	4th 0-0	0.0%	Game 5-13	38.5%	Rebounds		
FT %		3-3	100.0%	2nd 1-2	50.0%	3rd 6-8	75.0%	4th 0-0	0.0%	Game 17-19	89.5%	1		

Morehead State 64 • 8-14, 4-6 OVC																	
#	Player	Total		3-Pr		Rebounds					PF	TP	A	T	Bk	S	Min
		FG	FGA	FG	FGA	FT	FTA	Off	Def	Total							
02	JOHNSON, Ellie Jo	5	12	1	3	5	6	3	3	6	3	16	1	1	0	0	31
10	AWER, Alyssa	4	10	0	0	0	0	1	3	4	0	10	4	2	0	1	19
01	JACKSON, Breuna	9	26	1	4	0	0	0	1	1	0	5	3	2	0	1	39
04	ALFORD, Tomlyah	9	24	1	0	0	0	5	4	9	3	17	1	1	1	1	26
11	KIRKWOOD, Ariel	6	17	0	1	3	6	1	8	9	4	5	3	6	0	0	38
03	NIEVES, Alyssa	3	10	0	1	0	1	0	0	0	0	0	0	0	0	0	1
08	GRANT, Michael	0	0	0	0	0	0	0	0	0	0	0	0	0	0	0	1
05	SWHARTZER, Mackenzie	0	0	0	0	1	2	0	0	0	0	1	0	0	0	0	5
23	HUMPHRIES, Orlanda	3	7	0	0	1	0	3	3	3	7	0	1	3	3	2	22
04	ELSTON, Jazzmyn	3	6	1	2	0	0	2	2	4	0	7	3	6	0	2	16
Team								0		0							
Totals		25-57		4-12		10-16		12		22		34		64		12 20 7 7 200	
1st 14-27		50.0%		33.3%		62.5%		48.2%		64.6		12		50.0%		Game: 25-57 43.9%	
2nd 10-26		38.5%		30.8%		50.0%		40.0%		48.2		100.0%		4.2%		Deadball	
3rd 14-24		58.3%		41.7%		66.7%		75.0%		50.0%		50.0%		50.0%		Rebounds	
4th 3-4		75.0%		0.0%		0.0%		0.0%		66.7%		75.0%		100.0%		62.5%	
Officials: Daniel Drake, Hannah Hing, Adam Rider																	
Technical Fouls: U/T Martin-Nore. Morehead State-Nore.																	
Misconduct: 10/50																	



88

FINAL



64

**Saturday, Feb. 15**  
**Elam Center - Martin, Tenn.**  
**UTM: 16-9, 12-2 / EIU: 15-10, 9-5**

	UTM	EIU
<b>HIGH Points:</b>	Perry (22)	Pace (16)
<b>Rebounds:</b>	Perry (9)	Wahl (5)
<b>Assists:</b>	Waldrop (6)	Arthofer (6)
<b>Steals:</b>	3 Tied (2)	Wahl (3)
<b>Blocks:</b>	Perry (3)	Steele (1)

Eastern Illinois 64 • 15-10, 9-5 OVC																			
#	Player	Total	FG-FGA	FG-FGA	FT-FTA	Rebounds	Off	Def	PF	TP	A	To	Bk	Sf	Min				
1	Morgan Libwiller	f	2-6	1-5	2-2	0	2	4	7	1	3	0	1	18					
31	Abby Wahl	f	1-5	1-1	1-2	2	3	5	2	4	1	1	0	3	28				
01	Kira Arthofer	g	2-6	0-1	1-2	0	1	1	3	5	6	5	0	2	24				
11	Karle Pace	g	6-11	1-3	3-5	1	0	1	1	16	1	3	0	1	33				
22	Lariah Washington	g	0-8	2-3	0-0	1	3	4	1	12	0	2	0	0	29				
02	Jordyn Hughes	g	3-7	0-2	1-2	1	1	2	2	7	1	0	0	1	22				
12	Paige Schumann	g	0-0	0-0	0-0	0	0	0	0	0	1	0	0	0	3				
14	Grace Moore	g	1-1	0-0	0-0	0	1	1	3	2	1	0	0	2	13				
15	Taylor Steele	g	1-2	1-2	2-2	1	2	3	2	9	0	3	1	0	14				
25	Claudia Stan	g	1-1	0-0	0-2	0	0	0	0	2	0	0	0	0	1				
32	Jennifer Nehls	g	0-2	0-2	0-0	0	1	3	4	0	0	0	0	1	14				
44	Camino Tellez	g	0-0	0-0	0-0	0	0	0	0	0	1	0	0	0	1				
Team						1	0	1											
Totals			24-53	6-19	10-17	7	18	25	22	64	13	17	1	11	200				
1st: FG %: 6.4 42.9% 2nd: 5-10 50.0% 3rd: 9-18 50.0% 4th: 4-11 36.4% Game: 24-53 45.3% Deadball Rebounds: 4																			
FT %: 1-2 50.0% 1-4 25.0% 2-7 28.6% 3-8 37.5% 6-19 31.6%																			

UT Martin 88 • 16-9, 12-2 OVC																			
#	Player	Total	FG-FGA	FG-FGA	FT-FTA	Rebounds	Off	Def	PF	TP	A	To	Bk	Sf	Min				
11	Dasia Young	f	3-10	0-2	1-3	2	2	4	3	7	0	5	0	1	28				
15	Brittini Moore	f	5-7	3-5	1-1	1	5	6	4	14	3	3	1	2	34				
20	Chelsey Perry	f	9-18	0-3	4-4	2	7	9	3	22	4	2	3	1	32				
21	Maddie Waldrop	f	4-6	1-1	5-5	1	4	5	0	14	6	2	0	1	31				
31	Kyannah Grant	g	6-8	4-5	2-2	1	0	1	1	18	2	3	0	2	40				
00	Emma Davis	g	0-0	0-0	0-0	0	0	0	0	0	0	0	0	0	2				
03	Macy Rippey	g	0-1	0-0	0-0	1	0	1	1	0	1	0	0	0	2				
10	Raegan Johnson	g	0-0	0-0	0-0	0	0	0	0	0	0	1	0	0	4				
13	Tamiah Stanford	g	2-5	0-0	3-4	1	3	4	5	7	3	0	0	2	19				
33	Demi Burdick	g	3-3	0-0	0-0	1	1	2	0	6	0	0	0	0	8				
Team						0	2	2											
Totals			32-58	8-16	19-19	10	25	35	18	88	19	16	4	9	200				
1st: FG %: 8.15 53.3% 2nd: 7-13 53.8% 3rd: 5-14 35.7% 4th: 9-18 50.0% Game: 32-58 55.2% Deadball Rebounds: 1																			
FT %: 3-3 100.0% 1-3 33.3% 3-5 60.0% 2-6 33.3% 9-18 50.0%																			

Officials: Bryan Nichols, Joshua Hall, Shane Bennett  
Technical fouls: Eastern Illinois-None, UT Martin-None.  
Attendance: 1251



86

FINAL



65

**Thursday, Feb. 20**  
**Eblen Center - Cookeville, Tenn.**  
**UTM: 17-9, 13-2 / TTU: 17-9, 10-5**

	UTM	TTU
<b>HIGH Points:</b>	Perry (22)	Owens (15)
<b>Rebounds:</b>	Waldrop (11)	Buckner (5)
<b>Assists:</b>	Waldrop (6)	Brock/Brady (4)
<b>Steals:</b>	Young (2)	4 Tied (1)
<b>Blocks:</b>	Perry (2)	Wilkinson (3)

UT Martin 86 • 17-9, 13-2 OVC																			
#	Player	Total	FG-FGA	FG-FGA	FT-FTA	Rebounds	Off	Def	PF	TP	A	To	Bk	Sf	Min				
11	Dasia Young	f	2-8	0-1	5-8	3	3	6	2	9	1	2	0	2	27				
15	Brittini Moore	f	3-8	1-5	5-7	1	5	6	4	12	4	1	0	1	36				
20	Chelsey Perry	f	9-17	2-4	2-2	0	3	3	4	22	0	2	2	0	27				
21	Maddie Waldrop	f	7-10	0-0	4-5	2	9	11	4	18	6	3	2	0	34				
31	Kyannah Grant	g	5-5	5-5	2-2	0	1	1	2	17	4	3	1	1	39				
00	Emma Davis	g	0-1	0-1	0-0	0	0	0	0	0	0	0	0	0	1				
03	Macy Rippey	g	0-0	0-0	0-0	0	0	0	0	0	0	0	0	0	1				
10	Raegan Johnson	g	0-0	0-0	0-0	0	0	0	0	0	0	0	0	0	1				
13	Tamiah Stanford	g	2-3	0-0	2-5	1	3	4	5	6	4	4	0	1	27				
33	Demi Burdick	g	1-2	0-0	0-0	2	1	3	0	2	0	0	0	0	7				
Team						1	1	2											
Totals			29-52	8-16	20-29	10	26	36	19	86	19	16	5	5	200				
1st: FG %: 7-16 43.8% 2nd: 8-12 66.7% 3rd: 9-13 69.2% 4th: 5-11 45.5% Game: 29-52 55.8% Deadball Rebounds: 5																			
FT %: 1-4 25.0% 2-4 50.0% 3-5 60.0% 4-7 57.1% 20-29 68.9%																			

Tennessee Tech 65 • 17-9, 10-5 OVC																			
#	Player	Total	FG-FGA	FG-FGA	FT-FTA	Rebounds	Off	Def	PF	TP	A	To	Bk	Sf	Min				
15	Anasia Wilkinson	f	1-6	0-0	2-2	1	1	2	4	4	2	0	3	0	17				
33	Mackenzie Coleman	f	5-9	0-0	4-4	0	1	1	3	14	1	0	2	1	27				
00	Akia Harris	g	2-6	1-2	0-0	0	3	3	1	5	0	2	0	1	24				
02	Jordan Brock	g	1-4	1-4	0-0	0	0	0	2	3	4	3	0	0	22				
20	Kesha Brady	g	3-7	2-4	0-2	0	1	4	8	4	2	0	0	1	32				
03	Megan Clark	g	0-1	0-0	0-0	0	0	0	0	0	1	0	0	0	2				
11	Maaliya Owens	g	5-11	3-7	2-2	1	3	4	2	15	3	1	0	0	24				
40	Abby Buckner	g	3-5	2-3	3-6	0	1	1	1	0	0	0	0	0	33				
24	Jada Guinn	g	1-3	0-0	3-4	1	3	4	5	2	2	0	0	1	19				
Team						2	4	4											
Totals			21-53	9-20	14-20	7	17	24	22	65	17	13	5	4	200				
1st: FG %: 4-11 36.4% 2nd: 3-13 23.1% 3rd: 7-16 43.8% 4th: 1-3 33.3% Game: 21-53 39.6% Deadball Rebounds: 5																			
FT %: 1-4 25.0% 3-4 75.0% 4-7 57.1% 14-20 70.0%																			

Officials: Marcus Smith, Chad Tucker, Deanna Jackson  
Technical fouls: UT Martin-None, Tennessee Tech-None.  
Attendance: 1389



73

FINAL



56

**Saturday, Feb. 22**  
**Pete Mathews Coliseum - Jacksonville, Ala.**  
**UTM: 18-9, 14-2 / JSU: 12-15, 8-8**

	UTM	JSU
<b>HIGH Points:</b>	Perry (32)	Elliott (15)
<b>Rebounds:</b>	Waldrop (11)	Elliott (7)
<b>Assists:</b>	Perry/Grant (4)	Johnson (3)
<b>Steals:</b>	Perry (2)	4 Tied (1)
<b>Blocks:</b>	Waldrop (2)	Day (1)

UT Martin 73 • 18-9, 14-2 OVC																		
#	Player	Total	3-Ptr	Rebounds														
		FG-FGA	FG-FGA	FT-FTA	Off	Def	PF	TP	A	To	Bk	Sf	Min					
11	Dasia Young	f	2-7	1-3	2-2	1	2	3	3	7	1	1	0	0	21			
15	Brittini Moore	f	0-7	0-3	1-2	0	5	5	4	1	1	1	0	1	34			
20	Chelsey Perry	f	11-17	2-3	8-9	0	9	9	3	32	4	4	1	2	39			
21	Maddie Waldrop	f	7-9	1-2	0-0	0	11	11	3	15	2	0	2	0	38			
31	Kyannah Grant	g	1-2	0-1	2-2	1	3	4	2	4	4	0	1	38				
00	Emma Davis	g	0-1	0-1	0-0	0	0	0	1	0	0	0	0	0	2			
03	Macy Rippey		0-0	0-0	0-0	0	0	0	0	0	0	0	0	0	1			
10	Raegan Johnson		0-0	0-0	0-0	0	0	0	0	0	0	0	0	0	1			
13	Tamiah Stanford		4-7	0-1	6-10	2	1	3	14	0	2	0	1	22				
33	Demi Burdick		0-1	0-0	0-0	0	0	0	0	0	0	0	0	4				
Team					2	2												
Totals			25-51	4-14	19-25	6	31	37	17	73	12	14	3	5	200			
1st FG: 9-18 50.0% 2nd 6-11 54.5% 3rd 6-12 50.0% 4th 4-10 40.0% Games: 25-51 40-90 Deadball																		
3rd FG: 2-4 50.0% 4th 3-10 30.0% 5th 1-2 50.0% 1st 5-10 50.0% 4th 28-60 46.7% Rebound																		





88

FINAL



33

**Wednesday, March 4**  
**Ford Center - Evansville, Ind.**  
**UTM: 21-9 / MUR: 14-16**

	HIGH	UTM	MUR
Points:		Perry (21)	Hunter (10)
Rebounds:		Perry (8)	2 Tied (8)
Assists:		Stanford (10)	2 Tied (2)
Steals:		Stanford/Burdick (3)	Burpo (4)
Blocks:		Perry (3)	Burpo (3)

**Murray St 33 • 14-16**

#	Player	Total		3-Pr		Rebounds		PF	TP	A	TO	Bk	Sl	Min
		FG	FGA	FT	FTA	Off	Def							
11	Laci Hawthorne	1	2-13	0-0	2-6	2	5	7	3	6	2	2	1	36
32	Alexis Burpo	1	2-10	1-3	2-4	0	8	8	3	7	2	5	3	39
00	G'Torria Swinton	0	2-7	0-0	0-0	4	4	8	3	4	0	2	0	33
01	Raeagan Blackburn	0	1-12	0-10	0-0	1	2	3	1	2	0	3	0	30
04	Lex Mayes	0	1-5	1-3	0	0	3	3	4	1	8	0	2	33
03	Ashley Hunter	0	4-13	1-5	1-2	0	1	1	1	10	1	4	0	21
14	Lauren Jackson	0	0-0	0-0	0-0	0	0	0	0	0	0	0	0	4
23	Sarah Sutton	0	0-0	0-2	0	0	0	0	0	0	0	0	0	4
Team						6		1		7				
Totals		12-60		3-21		6-16		13		24		33		6 24 4 10 200
1st FG %		4.20		20.0%		2nd 4-14		28.6%		3rd 3-14		14.3%		Game 12-60 20.0%
3Pt %		2.7		28.6%		4th 0-4		0.0%		5-8		12.5%		Deadball 3.21 14.3%
FT %		0.0		0.0%		5-8		62.5%		6-16		37.5%		Rebounds 6

**UT Martin 88 • 21-9**

#	Player	Total		3-Pr		Rebounds		PF	TP	A	TO	Bk	Sl	Min
		FG	FGA	FT	FTA	Off	Def							
11	Dasia Young	1	3-9	1-4	0-0	0	3	3	7	3	2	1	0	24
16	Brittini Moore	1	4-7	3-5	0-0	0	4	4	11	1	2	1	2	25
20	Chelsey Perry	1	8-15	0-1	5-5	2	6	8	1	21	2	0	3	28
21	Maddie Waldrop	1	4-10	0-0	0-0	1	6	7	1	8	3	1	1	26
31	Kyannah Grant	0	0-0	0-0	0-0	0	0	0	0	0	2	0	0	2
00	Emma Davis	1	1-2	1-2	0-0	1	2	3	3	2	2	0	1	20
02	Sade' Hudson	5	5-8	1-1	0-0	1	3	4	11	4	0	1	0	19
03	Macy Rippy	0	0-0	0-0	1-2	0	1	1	0	1	0	0	0	1
10	Raeagan Johnson	0	0-2	0-0	0-0	0	4	4	0	0	2	0	0	6
13	Tamiah Stanford	4	7-7	3-5	1-2	2	2	4	0	12	1	0	3	22
33	Demi Burdick	6	6-8	0-0	2-2	2	4	6	3	14	1	2	2	22
Team						1		4		5				
Totals		35-68		9-18		9-11		10		39		49		17 88 26 14 9 13 200
1st FG %		10.20		50.0%		2nd 9-21		42.9%		3rd 10-15		66.7%		Game 35-68 51.5%
3Pt %		2.4		33.3%		4th 0-0		0.0%		5-19		26.3%		Deadball 9.11 81.8%
FT %		0.0		0.0%		3-4		75.0%		9-11		81.8%		Rebounds 1

Officials: Trey Miles,Natasha Harris,Royce Bevins  
Technical fouls: Murray St-None. UT Martin-None.  
Attendance: 373  
OVC Basketball Championship Quarterfinals



63

FINAL



52

**Friday, March 6**  
**Ford Center - Evansville, Ind.**  
**UTM: 22-9 / EIU: 19-12**

	HIGH	UTM	EIU
Points:		Waldrop (20)	Wahl/Steele (12)
Rebounds:		Waldrop (9)	Wahl (5)
Assists:		Young/Waldrop (6)	Arthofer (6)
Steals:		Moore (1)	Pace (5)
Blocks:		Perry/Burdick (1)	Wahl (1)

**Eastern Illinois 52 • 19-12**

#	Player	Total		3-Pr		Rebounds		PF	TP	A	TO	Bk	Sl	Min
		FG	FGA	FT	FTA	Off	Def							
41	Abby Wahl	1	5-10	1-2	1-1	0	5	5	3	12	0	0	1	26
01	Kira Arthofer	0	1-6	0-3	2-2	1	1	2	2	4	6	2	0	31
11	Karle Pace	0	1-6	0-1	5-5	0	0	0	0	7	4	1	0	33
15	Taylor Steele	0	4-14	4-8	0-2	1	1	2	12	0	3	0	0	30
22	Larrah Washington	0	1-5	0-1	5-6	0	4	4	2	7	2	2	0	30
02	Jordyn Hughes	3	3-8	1-2	0-0	0	1	1	3	7	2	2	0	16
14	Grace Mcrae	0	0-0	0-0	0-0	0	0	0	1	0	0	1	0	3
31	Morgan Lillwiler	0	0-2	0-1	0-0	2	0	2	4	0	0	0	0	20
32	Jennifer Nehls	1	1-1	0-0	0-0	1	1	2	3	0	0	0	0	11
Team						1		2		3				
Totals		16-55		7-19		13-16		6		15		21		52 14 11 1 15 200
1st FG %		4.16		25.0%		2nd 2-12		16.7%		3rd 7-12		58.3%		Game 16-55 29.1%
3Pt %		2.8		25.0%		4th 3-15		20.0%		5-20		25.0%		Deadball 3.21 14.3%
FT %		0.0		0.0%		5-8		62.5%		6-16		37.5%		Rebounds 3

**UT Martin 63 • 22-9**

#	Player	Total		3-Pr		Rebounds		PF	TP	A	TO	Bk	Sl	Min
		FG	FGA	FT	FTA	Off	Def							
11	Dasia Young	1	1-5	0-2	5-6	5	3	8	2	7	6	5	0	38
16	Brittini Moore	1	1-4	1-3	2-2	1	5	6	4	5	3	1	0	28
20	Chelsey Perry	1	9-14	0-2	0-0	1	7	8	4	18	3	6	1	40
21	Maddie Waldrop	1	7-12	1-3	5-10	2	7	9	5	20	6	3	0	35
13	Tamiah Stanford	0	1-4	0-0	0-2	0	5	5	2	2	2	0	0	40
33	Demi Burdick	4	4-5	1-1	2-2	1	3	4	0	11	2	3	1	19
Team						0		3		3				
Totals		23-44		3-11		14-22		10		33		43		63 22 21 2 1 200
1st FG %		9.14		64.3%		2nd 4-11		36.4%		3rd 5-12		41.7%		Game 23-44 52.3%
3Pt %		0.0		0.0%		4th 0-1		0.0%		5-11		45.5%		Deadball 9.11 81.8%
FT %		2.6		33.3%		4-6		66.7%		6-8		75.0%		Rebounds 4

Officials: Trey Miles,Natasha Harris,Troy Winters  
Technical fouls: Eastern Illinois-None. UT Martin-None.  
Attendance: 574  
OVC Basketball Championship - Semifinals

For the third consecutive year, the University of Tennessee at Martin women's basketball team will compete for an Ohio Valley Conference Basketball Championship title after knocking off No. 4 seed Eastern Illinois 63-52 in the tournament semifinals on Friday afternoon.

The Skyhawks (22-9) used a strong first half to push out the game's margin and never looked back down the stretch to secure the team's third straight berth in the tournament championship game and eighth in the past 10 seasons. Keying the semifinal contest was how the team stepped up with the loss of starting point guard Kyannah Grant as the squad tallied 22 assists on the team's 23 made field goals.

On the defensive side of the ball, UT Martin limited Eastern Illinois to just a 29.1 percent field goal percentage, holding its second straight tournament opponent to under 30 percent shooting from the floor. The Skyhawks also doubled up the Panthers on the boards with 43 rebounds as opposed to EIU's 21.

Junior forward Maddie Waldrop led all scorers with 20 points while tallying nine rebounds and six assists. OVC Player of the Year Chelsey Perry posted 18 points and eight rebounds while fellow junior Demi Burdick scored in double figures for the second straight game off the bench with 11 points.

Eastern Illinois (19-12) wrapped up its first winning season since the 2012-13 campaign. The Panthers were led in scoring by Abby Wahl and Taylor Steele with 12 points each while All-OVC first team honoree Karle Pace was limited to just seven points.



47

FINAL



67

**Saturday, March 7**  
**Ford Center - Evansville, Ind.**  
**UTM: 22-10 / SEMO: 25-7**

	HIGH	UTM	SEMO
Points:		Perry (15)	Thompson (25)
Rebounds:		Moore (9)	Thompson (14)
Assists:		Stanford (5)	2 Tied (4)
Steals:		Moore (3)	Shepherd (4)
Blocks:		Perry (3)	Taylor (4)

**Southeast Missouri 67 • 25-7**

#	Player	Total		3-Pr		Rebounds		PF	TP	A	TO	Bk	Sl	Min	
		FG	FGA	FT	FTA	Off	Def								
32	GARDENER, Denisha	1	1-3	0-0	1-2	4	8	12	3	3	1	1	0	27	
02	SHEPARD, Carrie	0	5-15	3-8	0-0	1	3	4	1	13	4	2	0	38	
10	PRUITT, Taelour	0	1-4	0-2	2-2	0	1	1	3	4	2	4	0	16	
13	HARSHBERGER, Jessie	0	5-9	3-5	0-0	2	2	4	1	13	4	2	0	36	
24	THOMPSON, Tesia	0	6-19	0-3	1-14	1	13	14	2	25	4	5	1	27	
25	COFFEE, Shaquana	0	0-0	0-0	0-0	0	0	0	0	0	0	0	0	1	
26	HANCOCK, Sophia	0	0-0	0-0	0-0	0	0	0	0	0	0	0	0	1	
29	TAYLOR, Jocelyn	1	1-2	0-0	1-1	2	1	3	1	3	1	2	4	0	21
30	HAUSDAR, Sophie	0	0-0	0-0	0-0	0	1	1	0	0	0	0	0	6	
34	SAINE, LaTasha	1	1-4	0-0	0-0	1	1	2	4	2	1	0	0	6	

20

## UT MARTIN

## RECORD BOOK

CONFERENCE PLAYERS OF THE YEAR .....	84-85
SKYHAWKS OF DISTINCTION .....	86-87
UT MARTIN HALL OF FAME .....	88-89
1,000 POINT SCORERS.....	90-91
PAT HEAD SUMMITT .....	92
RECORD BOOK .....	93-102
SCORING RECORDS.....	93
THREE-POINT RECORDS .....	94
FIELD GOAL RECORDS.....	95
FREE THROW RECORDS .....	96
REBOUNDING RECORDS .....	97
ASSIST/STEAL RECORDS.....	98
BLOCKS/MISCELLANEOUS RECORDS .....	99
RANKED OPPONENTS/LARGEST MARGINS.....	100
MISCELLANEOUS RECORDS.....	101
RECORD BOOK AT A GLANCE .....	102
ALL-TIME SERIES RESULTS.....	103-109
YEAR-BY-YEAR RESULTS.....	110-118
COACHING HISTORY/CONFERENCE STANDINGS...	119-120
YEAR-BY-YEAR STATISTICS.....	121
IN-SEASON TOURNAMENTS.....	122
CONFERENCE TOURNAMENTS .....	123
ALL-TIME NUMERICAL ROSTER.....	124
ALL-TIME ROSTER .....	125

21



# UT MARTIN

## CONFERENCE PLAYERS OF THE YEAR

### HEATHER BUTLER

ALL-OHIO VALLEY CONFERENCE: 2011, 2012, 2013, 2014  
OVC FEMALE ATHLETE OF THE YEAR: 2014  
OVC PLAYER OF THE YEAR: 2014



### ASHIA JONES

ALL-OHIO VALLEY CONFERENCE: 2014, 2015  
OVC FEMALE ATHLETE OF THE YEAR: 2015  
OVC PLAYER OF THE YEAR: 2015



## JASMINE NEWSOME

ALL-OHIO VALLEY CONFERENCE: 2011, 2012, 2013, 2014

OVC PLAYER OF THE YEAR: 2012, 2013

## ZABRINA HARRIS

ALL-OHIO VALLEY CONFERENCE: 1999, 2000

OFFENSIVE PLAYER OF THE YEAR: 1999



## CHELSEY PERRY

ALL-OHIO VALLEY CONFERENCE: 2019, 2020

OVC PLAYER OF THE YEAR: 2020



# SKYHAWKS OF DISTINCTION

## OLYMPIANS

Pat Head Summitt (Player, Silver)	1976
Pat Head Summitt (Coach, Gold)	1988

## WORLD UNIVERSITY GAMES

Pat Head Summitt	1974
------------------	------

## US SPORTS FESTIVAL

Mary Kate Long	1987
----------------	------

## BASKETBALL HALL OF FAME

Pat Head Summitt	2000
------------------	------

## WOMENS BASKETBALL HALL OF FAME

Pat Head Summitt (Inaugural Class)	1999
------------------------------------	------

## ASSOCIATED PRESS ALL-AMERICAN

Jasmine Newsome	2013
Ashia Jones	2015

## WBCA ALL-AMERICAN

Chelsey Perry	2020
---------------	------

## OVC FEMALE ATHLETE OF THE YEAR

Heather Butler	2014
Ashia Jones	2015

## TSWA FEMALE ATHLETE OF THE YEAR

Heather Butler	2014
Ashia Jones	2015
Chelsey Perry	2020

## TENNESSEE SPORTS HALL OF FAME FEMALE AMATEUR ATHLETE OF THE YEAR

Heather Butler	2014
Jasmine Newsome	2014

## BETTIE GILES FEMALE ATHLETE OF THE YEAR

Heather Butler	2014
Jasmine Newsome	2014
Haley Howard	2016
Chelsey Perry	2020

## NANCY LIEBERMAN AWARD FINALIST

Jasmine Newsome	2013-14
-----------------	---------

## BECKY HAMMON MID-MAJOR PLAYER OF THE YEAR FINALIST

Chelsey Perry	2019-20
---------------	---------

## OVC COACH OF THE YEAR

Gary and Kim Van Atta	1998
Kevin McMillan	2010, 2015, 2016

## OVC PLAYER OF THE YEAR

Zabrina Harris	1999
Jasmine Newsome	2012, 2013
Heather Butler	2014
Ashia Jones	2015
Chelsey Perry	2020

## OVC FRESHMAN OF THE YEAR

Heather Butler	2011
Ashia Jones	2014
Kendall Spray	2017

## OVC DEFENSIVE PLAYER OF THE YEAR

Jasmine Newsome	2011, 2012, 2013
Emanye Robertson	2019

## ALL-OVC FIRST TEAM

Tessa Fields	1998, 1999
Zabrina Harris	1999, 2000
Amy Watson	2003
Andreika Jackson	2005
Heather Butler	2011, 2012, 2013, 2014
Jasmine Newsome	2011, 2012, 2013, 2014
Ashia Jones	2015
Haley Howard	2016
Kendall Spray	2018
Emanye Robertson	2019
Chelsey Perry	2020
Maddie Waldrop	2020

## ALL-OVC SECOND TEAM

Tara Tansil	1994, 95
Chanda Cordova	1996
Kelly Pendleton	2001
Julie Young	2004
Andreika Jackson	2006
Crystal Fuller	2008
Phyllisha Mitchell	2009
Ashia Jones	2014
Jessy Ward	2016
Kendall Spray	2017
Ashton Feldhaus	2017, 2018
Myah Taylor	2017
Chelsey Perry	2019

## OVC ALL-NEWCOMER TEAM

Dawn Limbaugh	1994
LaBrica Ward	2010
Alecia Weatherly	2010
Heather Butler	2011
Jasmine Newsome	2011
Ashia Jones	2014
Jessy Ward	2015
Myah Taylor	2016
Kendall Spray	2017
Ashton Feldhaus	2017
Chelsey Perry	2018
Brittini Moore	2019

## ALL-OVC HONORABLE MENTION

Tara Tansil	1993
Davida Smith	1996
Nichole Lockridge	1998

## OVC ALL-FRESHMAN TEAM

Dawn Limbaugh	1994
Zabrina Harris	1997
Bethany Melton	1997
Tracy Webb	1999
Andreika Jackson	2004

## OVC ALL-TOURNAMENT MVP

Heather Butler	2012
Jasmine Newsome	2011, 2013, 2014

## OVC ALL-TOURNAMENT

Nichole Lockridge	1998
Tessa Fields	1998, 1999
Zabrina Harris	1999
Heather Butler	2011, 2012, 2013, 2014
Jasmine Newsome	2011, 2012, 2013, 2014
Rickiesha Bryant	2013
Ashia Jones	2015
Janekia Mason	2017, 2018
Chelsey Perry	2018, 2020
Emanye Robertson	2019

## SENIOR CLASS AWARD ALL-AMERICAN

Heather Butler	2013-14
----------------	---------

## ACADEMIC ALL-AMERICAN OF THE YEAR

Mary Kate Long	1988-89
----------------	---------

## ACADEMIC ALL-AMERICAN FIRST TEAM

Mary Kate Long	1988-89
----------------	---------

## ACADEMIC ALL-AMERICAN SECOND TEAM

Heather Butler	2013-14
----------------	---------

## ACADEMIC ALL-AMERICAN THIRD TEAM

Mary Kate Long	1987-88
----------------	---------

## OVC SPORTSMANSHIP AWARD

Kelly Pendleton	2001
-----------------	------

## OVC SCHOLAR-ATHLETE

Kelly Pendleton	2002
Heather Butler	2013
Katie Schubert	2015

## OVC MEDAL OF HONOR (4.0 GPA)

Karen Lynn Cox	1997
Jennifer Marie Skaggs	1997
Lisa De La Mothe	1998
India Weaver	1999
India Weaver	2000
Terri Barker	2000
Danielle Page	2003
Amy Watson	2003
Jenny Lannom	2004
Matreikia Minter	2011
Grace Swaim	2011
Heather Butler	2014
Katie Schubert	2014
Megan White	2014
Tori Reedy	2016
Barianne Taylor	2016
Breanna Boggs	2017, 2018
Ashton Feldhaus	2018
Maddie Waldrop	2018
Demi Burdick	2020

## GULF SOUTH COMMISSIONERS AWARD

Mary Kate Long	1988-89
----------------	---------

## ALL-GULF SOUTH SECOND TEAM

Gwen Long	1987
Mary Kate Long	1987, 1988, 1989
Lawanta McKinnie	1990, 1991

## GULF SOUTH ACADEMIC ALL-CONFERENCE

Lisa Winton	1986-88
Mary Kate Long	1987-89
Barbara Blume	1989-90
Carolyn Xanders	1990-91

# SKYHAWKS OF DISTINCTION

## OVC PLAYER OF THE WEEK

Tara Tansil	12/20/93
Chanda Cordova	2/19/96
Chastity Bohannon	1/18/98
Tessa Fields	1/26/98
Tessa Fields	2/2/98
Zabrina Harris	11/23/98
Zabrina Harris	1/25/99
Kelly Pendleton	1/15/01
Amy Watson	1/28/03
Amy Watson	2/18/03
Andreika Jackson	1/24/05
Crystal Fuller	2/26/07
Crystal Fuller	11/19/07
Crystal Fuller	1/28/08
Crystal Fuller	2/11/08
Phyllisha Mitchell	1/5/09
LaBrica Ward	2/8/10
Heather Butler	12/27/10
Jasmine Newsome	1/24/11
Jasmine Newsome	2/28/11
Jasmine Newsome	11/22/11
Jasmine Newsome	11/29/11
Heather Butler	12/20/11
Jasmine Newsome	1/3/12
Heather Butler	1/31/12
Heather Butler	2/14/12
Jasmine Newsome	2/21/12
Jaclyssa Haislip	2/27/12
Jasmine Newsome	11/13/12
Jasmine Newsome	11/20/13
Jasmine Newsome	12/4/12
Heather Butler	12/11/12
Heather Butler	12/18/12
Jasmine Newsome	1/22/13
Jasmine Newsome	2/19/13
Jasmine Newsome	2/26/13
Jasmine Newsome	3/4/13
Jasmine Newsome	11/19/13
Heather Butler	11/26/13
Jasmine Newsome	1/7/14
Heather Butler	1/14/14
Heather Butler	1/21/14
Heather Butler	2/4/14
Ashia Jones	2/18/14
Heather Butler	3/3/14
Ashia Jones	12/16/14
Ashia Jones	12/30/14
Ashia Jones	1/13/15
Ashia Jones	1/20/15
Ashia Jones	2/3/15
DaiJia Ruffin	12/1/16
Haley Howard	2/2/16
Ashton Feldhaus	1/31/17
Kendall Spray	12/5/17
Kendall Spray	12/12/17
Kendall Spray	2/6/18
Emanye Robertson	3/4/19
Chelsey Perry	12/3/19
Chelsey Perry	12/10/19
Chelsey Perry	12/23/19
Chelsey Perry	1/7/20
Chelsey Perry	1/14/20
Chelsey Perry	1/21/20
Chelsey Perry	2/11/20
Chelsey Perry	3/2/20

## OVC FRESHMAN OF THE WEEK

Christy Hicks	2/26/95
Zabrina Harris	1/13/97
Zabrina Harris	2/3/97
Zabrina Harris	2/17/97
Tracy Webb	12/7/98
Tracy Webb	2/15/99
LaShonta Morrow	1/10/00
Keva Robinson	12/23/02
Andreika Jackson	1/19/04
Andreika Jackson	1/26/04
Andreika Jackson	3/1/04
LaBrica Ward	2/1/10
LaBrica Ward	2/8/10
Beth Hawn	11/14/10
Heather Butler	11/22/10
Jasmine Newsome	12/6/10
Heather Butler	12/13/10
Heather Butler	12/20/10
Heather Butler	12/27/10
Heather Butler	1/3/11
Jasmine Newsome	1/10/11
Jasmine Newsome	1/17/11
Jasmine Newsome	1/24/11
Jaclyssa Haislip	1/31/11
Jaclyssa Haislip	2/21/11
Jasmine Newsome	2/28/11
Tiara Caldwell	11/12/13
Elizabeth Masengil	12/3/13
Ashia Jones	1/7/14
Ashia Jones	1/14/14
Ashia Jones	1/28/14
Ashia Jones	2/18/14
Ashia Jones	2/25/14
Ashia Jones	3/3/14
DaiJia Ruffin	12/1/15
DaiJia Ruffin	12/8/15
DaiJia Ruffin	1/12/16
Myah Taylor	2/23/16
Breanna Boggs	12/6/16
Ansley Eubank	12/20/16
Kendall Spray	12/27/16
Ansley Eubank	1/3/17
Kendall Spray	1/24/17
Kendall Spray	1/31/17
Kendall Spray	2/21/17
Kendall Spray	2/28/17
Chelsey Perry	12/12/17
Chelsey Perry	2/13/18
Chelsey Perry	2/26/18
Damiah Griffin	11/20/18
Brittini Moore	12/24/18
Damiah Griffin	1/8/19
Brittini Moore	1/29/19

## OVC NEWCOMER OF THE WEEK

Chanda Cordova	1/24/95
Chanda Cordova	1/30/95
Tiffany Rice	1/8/96
Becky Crowe	1/13/97
Nichole Lockridge	12/1/97
Tessa Fields	12/15/97
Tessa Fields	12/22/97
Nichole Lockridge	1/5/98
Nichole Lockridge	1/12/98
Nichole Lockridge	1/18/98
Nichole Lockridge	2/2/98
Nichole Lockridge	2/23/98
Tamika Brown	12/7/98
Tamika Brown	2/15/99
Torre Thomas	2/25/03
Andreika Jackson	1/5/04
Kimberly Cox	11/28/05
Sienna Forney	1/5/09
Alecia Weatherly	11/23/10
Alecia Weatherly	12/7/10
Alecia Weatherly	12/14/10
Alecia Weatherly	12/28/10
Alecia Weatherly	1/18/10
Alecia Weatherly	1/25/10
Darnisha Lyles	2/1/10
Alecia Weatherly	2/8/10
Alecia Weatherly	2/15/10
Alecia Weatherly	2/22/10
Darnisha Lyles	3/1/10
Taylor Hall	12/27/11
Chelsea Roberts	12/30/13
Jessy Ward	11/25/14
Jessy Ward	12/2/14
Ashton Feldhaus	11/29/16
Ashton Feldhaus	12/6/16
Ashton Feldhaus	1/17/17
Ashton Feldhaus	1/24/17
Ashton Feldhaus	1/31/17
Ashton Feldhaus	2/7/17
Janekia Mason	2/28/17



# UT MARTIN HALL OF FAME


## PAT HEAD SUMMITT | CLASS OF 1983 (INAUGURAL CLASS)

Summitt was a member of the Lady Pacers from 1970-74, during the program's first days as a varsity sport. To this day, Summitt remains among the career leaders in many statistical categories. At the time of her graduation, Summitt led the Lady Pacers with 35 points in a single game, became the program's first 1,000 point scorer with 1,405 career points and was a member of the 1972-73 squad that compiled a 22-3 record and advanced to the AIAW National Tournament. During Summitt's final season as a Lady Pacer, she became the first women's basketball player to have her jersey retired when her number 55 was raised to the rafters.

Summitt, of Ashland City, Tenn., continued in basketball after her time at UT Martin as a co-captain of the USA Women's Basketball team that won a silver medal in the 1976 Montreal Olympics. She later earned a two silver medals and five gold medals as a coach in international play, including gold at the 1984 Los Angeles Olympics.

Summitt is now best known for her 34 years at the helm of the Tennessee Lady Vols, where she has become the winningest basketball coach in history (men's or women's). She has amassed over 1,000 wins in her career, in addition to seven NCAA titles, 26 Southeastern Conference tournament and regular season championships, 25 consecutive appearances in the NCAA Sweet 16, produced 12 Olympians, 19 Kodak All-Americans and 68 All-SEC performers.

Summitt's was also honored by having the court in the Kathleen and Tom Elam Center named in her honor Nov. 23, 1997. Summitt's name also appears on the gymnasium at Cheatham County Central High School in Ashland City, Tenn., and on the floor at The University of Tennessee's Thompson-Boling Arena.



## NADINE GEARIN | CLASS OF 1988

Gearin was the coach of the first UT Martin intercollegiate women's basketball team and played a major role in why the University of Tennessee at Martin is regarded as a pioneer in women's athletics. She coached the Lady Pacers' teams from 1969-78 and directed the team to the 1970-71 Tennessee College Women's Sports Federation championship and won three Western Division titles. Her 1971-72 team posted the most wins in Lady Pacer history and also became the only basketball team in school history to advance to the national championship tournament. Her overall basketball coaching record was 104-86.

Gearin also coached women's volleyball from 1969-73 and was coach of the UT Martin badminton club from 1968-70.

## MARY ANN ARCHIE CHILDERS | CLASS OF 1989

Childers was a member of the first UT Martin women's basketball team in 1969-70. She was the team's leading scorer, averaging 22.9 points-per-game, which remains a record for best scoring average in a season by a Lady Pacer/Skyhawk player. She played a major role in UT Martin's first Tennessee Collegiate Women's State Championship. Her 18.5 career scoring average at the time of her graduation was a Lady Pacer record. Childers was also a member of the Lady Pacers volleyball team.

## AMY UNDERWOOD POTEETE | CLASS OF 1991

Poteete was a four-year standout with the Lady Pacer basketball program from 1976-80. She was the first female recipient of an athletic grant-in-aid to the university, coming to UT Martin from Henry County High School in Paris, Tenn.

Poteete was named the Lady Pacers' Most Valuable Player following her freshman season. She earned a pair of All-Christmas Tournament honors the following two years and was most outstanding player in the Lady Pacers' 1978 tournament. Poteete received the Bettye L. Giles Award in 1980, which is awarded the university's top female athlete.

## MARY KATE LONG AREND | CLASS OF 1995

Arend established herself as one of the top student-athletes in UT Martin history, from 1985-89, for her outstanding performances, both on the basketball court and in the classroom. Arend worked to become UT Martin's all-time leading career scorer (1,754 points), rebounder (1,318), blocked shots leader (203), along with field goals made (747) and attempted (1,404). Arend also still hold individual game records for points in a game with 40 points against Troy in 1989 and pulling down 27 rebounds against West Georgia in 1987. She was a three-time All-Gulf South Conference selection and was twice the GSC Commissioner's Award winner for athletics and academics in her junior and senior years. She also was awarded the Bettye L. Giles Award her sophomore and senior year's for being UT Martin's top female athlete.

Arend became the second women's basketball player to have her jersey retired when the No. 25 was lifted to the rafters. She also represented UT Martin as a member of the United States Olympic Sports Festival team in 1987 and was twice a member of the South team in the Illinois Prairie State Games.


Arend also accumulated numerous other honors for her academic work. She was twice named to the GTE Academic All-America Team and was the GTE Academic All-American of the year in 1989. She maintained a perfect 4.0 grade point average during her four years as a University Scholar. Arend later received her master's degree in English and Ph.D from the University of Illinois.

## TARA TANSIL GENTRY | CLASS OF 2000

Tansil established herself as one of the premier players in UT Martin history from 1991-95. She is still third on the all-time points scored list with 1,702 career points. She remains atop three career categories including 3-point field goals attempted (415), free throws made (564) and free throws attempted (759). She is also second in career 3-point field goals made (152) and steals (256).

She was a member of the program when it moved from Division II to Division I and was twice an All-Ohio Valley Conference second team performer. She led her team in scoring all four years. A Dean's List student, Tansil was an OVC Academic Honor Roll member.

After her playing days came to an end, Tansil's No. 24 jersey became only the third to ever be retired when it was lifted to the rafters in January 1996. Tansil returned as an assistant women's basketball coach in 1996 and was named head coach in 2004. In her five years as head coach Tansil guided the program to a pair of OVC Tournament appearances, and came within one point of a berth in the conference's championship game in an overtime loss in 2007.



## GINA WARREN MCCLURE | CLASS OF 2000

McClure is considered one of the most versatile athletes to ever compete at the University of Tennessee at Martin. She started 104 of 106 basketball games in her career from 1990-94 and is still ninth all-time in points scored with 1,130. McClure also remains in the career top-10 for 3-point field goals made, career steals and assists.

McClure was also a member of the Skyhawks' tennis team, helping lead the team to its first-ever Ohio Valley Conference championship. She captured both the No. 5 singles title and the No. 3 doubles title, earning double All-OVC honors. Warren was the recipient of numerous honors, including the Bettye L. Giles award, which annually goes to the university's top female athlete. McClure remains at the University of Tennessee at Martin, serving as the director of campus recreation since 2000.

# UT MARTIN HALL OF FAME

## GWEN LONG | CLASS OF 2002

Long was a member of the women's basketball team from 1985-88 and 1989-90, while also fighting the physical limitations of being deaf. She was one of UT Martin's first two women to receive All-Gulf South Conference honors. As a sophomore, Long averaged 15.9 points-per-game and led the Lady Pacers in scoring for her second consecutive season. Long is still currently fifth on the all-time scoring list with 1,345 career points. She is the all-time steals leader with 411 and the all-time assists leader with 458. She was named to the 1987 All-Gulf South Conference team.

## JULIA WHITE BRUNDIGE | CLASS OF 2004

Brundige was a two-sport athlete for the Lady Pacers from 1972-76. She was a member of the Lady Pacers basketball team during the 1972 and 1973 seasons. Brundige was a member of the 1972 AIAW district and regional championship teams along with also helping guide the Lady Pacers to an appearance in the AIAW state finals and AIAW national tournament second round. The following year, Brundige again helped lead UT Martin to another AIAW district championship and an appearance in the state finals. Brundige was also a member of the Lady Pacers volleyball team, earning all-tournament honors twice during the 1974 season. In her senior season, the Lady Pacers won the state small college tournament, finished second in the region and competed in the AIAW national tournament at Idaho State.

## STARR HATLER MEEK | CLASS OF 2004

Meek was also a two sport athlete for the Lady Pacers from 1973-77, playing basketball and volleyball. Meek was a part of the 1973 AIAW district championship squad and helped lead them to an appearance in the state championship game. She again helped lead the Lady Pacers to appearances in the 1975 AIAW district championship game and 1976 AIAW state finals. During her time on the volleyball court, the Lady Pacers posted a 122-56 record, finished first in the AIAW Small College State Championship and advanced to the AIAW Southern Regional and the national finals at Idaho State. Meek was among the first women to receive a partial grant-in-aid for volleyball and basketball.

## ESTHER STUBBLEFIELD HUBBARD | CLASS OF 2005

Hubbard was a member of the first UT Martin women's basketball team in 1969. She helped lead the team to an 8-2 record. In her three-year career, the team posted a 44-13 record. During the 1970-71 season, Hubbard helped the Lady Pacers to a first-place finish in the Tennessee College Women's Sports Federation District Tournament. She also helped the Lady Pacers win the TCWSF state tournament in the 1971-72 season and the AIAW Region II tournament. Hubbard participated in the first Division of Girls and Women's Sports National Tournament in Normal, Ill. She scored 301 career points as a Lady Pacer.

## FRAN FEDAK MCPHERSON | CLASS OF 2005

McPherson played in 113 games over a four-year span from 1980-84. She averaged 6.6 points-per-game and netted 750 career points as a Lady Pacer. She received the Bettye Giles Award in 1983 for outstanding athletic and academic ability and during the 1984 season she served as the team captain. McPherson played for head coaches Judy Southard, Anne Strusz and Karen Lawler. McPherson is now an assistant coach with the West Georgia Braves women's basketball program.

## ZABRINA HARRIS | CLASS OF 2006

Harris was a four-year member of the of the Skyhawks' team from 1996-2000, during which she became the most decorated women's basketball player at the Division I level. Harris appeared in 113 games and shot .533 percent from the field for her career. She amassed many accomplishments on the court that have her near the top of many statistical categories. Harris is second all-time in points scored (1,723), fourth in career rebounds (696), third in blocks (90), sixth in free throws made (311), fifth in free throws attempted (432), second in field goals made (699) and second in field goals attempted (1,311). Harris still holds the single season record for points scored in a year (599), field goals made in a season (240) and field goals attempted (460), all of which were from the 1998-99 season. That same season, Harris became the first Skyhawk to win Ohio Valley Conference Player of the Year accolades. In her career, Harris was also named to the All-OVC First Team in 1999 and 2000, in addition to making the OVC All-Tournament Team. As a freshman in 1996-97, Harris was named to the All-OVC Freshman Team and was named OVC Newcomer of the Week on three occasions.

## DENNIS SUITER | CLASS OF 2007

Suiter was the first head official for the UT Martin's women's basketball program beginning in 1971. In 1974 Suiter became the first National Association for Girls and Women's Sports state rated official in Tennessee. He was also the first Tennessee official to call in a national tournament, in 1978, and was named the first officials basketball coordinator for the Tennessee College Women's Sports Federation for both small and large colleges.

## KELLY PENDLETON DEVILDER | CLASS OF 2010

DeVilder was a four-year letterwinner at UT Martin and she helped the Skyhawks gain a berth in the Ohio Valley Conference Tournament four consecutive seasons. As a freshman, she was a member of the first-ever OVC regular season championship team that also earned a berth in the Women's National Invitational Tournament (WNIT). She was the recipient of the OVC's 2001 Steve Hamilton Sportsmanship Award.

## NICHOLE LOCKRIDGE | CLASS OF 2011

Lockridge helped UT Martin reach the Ohio Valley Conference championship game in 1998 and 1999. She helped the team win the OVC regular-season championship in 1999 and led the Skyhawks to their first-ever appearance Women's National Invitational Tournament (WNIT). She was named All-OVC Honorable Mention and OVC All-Tournament in 1998.

## TESSA FIELDS | CLASS OF 2012

Fields played women's basketball from 1997-99 for co-head coaches Gary Van Atta and Kim Van Atta. She helped UT Martin reach the OVC Tournament championship game both years. Her senior season she helped the Skyhawks claim a berth in the WNIT and upset Ole Miss. Fields was also named All-OVC and OVC All-Tournament in 1998. She still holds the career single-season record for free throws made (150) and the career single-season record for assists (161).

## HEATHER BUTLER | CLASS OF 2019

Butler helped the Skyhawk women's basketball program reach unprecedented heights, pouring in 2,865 career points – which ranks as the most in Ohio Valley Conference history and was 16th on the NCAA's all-time scoring list. A four-time All-OVC first team selection and 2014 OVC Player of the Year, she guided UT Martin to 87 victories and four consecutive NCAA Tournament appearances. She scored in double-figures in all 129 games of her career (the second-longest streak in NCAA history) and tied an NCAA record with 392 three-pointers during her illustrious career. The Medina, Tenn. native became the first-ever OVC player to earn a spot on a WNBA roster when she played for the San Antonio Stars in 2014.

## JASMINE NEWSOME | CLASS OF 2019

Newsome was a four-time All-OVC first team selection, two-time OVC Player of the Year and three-time OVC Defensive Player of the Year. Starting in all 131 games of her career, she became the school's first Associated Press All-American in 2013, helping lead UT Martin to its first four NCAA Tournament appearances. The Millington, Tenn. native ranked only behind teammate (and Class of 2019 Hall of Fame inductee) Heather Butler in all-time scoring (2,566 points) at the OVC level while setting the Skyhawk school record with 681 career assists.




## 1,000 POINT CLUB



## HEATHER BUTLER

(2,865 POINTS)

YEAR	GP-GS	FG-A	PCT	3FG-A	PCT	FT-FTA	PCT	REB	AVG	AST	BLK	STL	PTS	AVG
2010-11	31-31	199-493	.404	84-240	.350	107-136	.787	90	2.9	114	3	32	589	19.0
2011-12	32-32	266-625	.426	99-234	.423	129-159	.811	135	4.2	107	3	41	760	23.8
2012-13	34-34	249-704	.354	105-319	.329	159-203	.783	127	3.7	136	4	47	762	22.4
2013-14	32-32	244-595	.410	104-281	.370	162-192	.844	124	3.9	110	2	48	754	23.6
<b>Total</b>	<b>129-129</b>	<b>958-2417</b>	<b>.396</b>	<b>392-1074</b>	<b>.365</b>	<b>557-690</b>	<b>.807</b>	<b>476</b>	<b>3.7</b>	<b>467</b>	<b>12</b>	<b>168</b>	<b>2865</b>	<b>22.2</b>



## JASMINE NEWSOME

(2,566 POINTS)


YEAR	GP-GS	FG-A	PCT	3FG-A	PCT	FT-FTA	PCT	REB	AVG	AST	BLK	STL	PTS	AVG
2010-11	32-32	190-451	.421	45-129	.349	137-182	.753	137	4.3	129	7	70	562	17.6
2011-12	32-32	207-472	.439	60-172	.349	152-183	.831	174	5.4	193	20	67	626	19.6
2012-13	34-34	264-588	.449	75-204	.368	167-196	.852	179	5.3	186	12	101	770	22.6
2013-14	32-32	196-435	.451	52-163	.319	164-198	.828	114	3.6	183	10	87	608	19.0
<b>Total</b>	<b>130-130</b>	<b>857-1946</b>	<b>.440</b>	<b>232-668</b>	<b>.347</b>	<b>620-759</b>	<b>.817</b>	<b>604</b>	<b>4.6</b>	<b>691</b>	<b>49</b>	<b>325</b>	<b>2566</b>	<b>19.7</b>



## MARY KATE LONG

(1,754 POINTS)


YEAR	GP-GS	FG-A	PCT	3FG-A	PCT	FT-FTA	PCT	REB	AVG	AST	BLK	STL	PTS	AVG
1984-85	27-27	150-301	.487	-	-	41-68	.603	296	10.4	13	34	27	342	12.7
1985-86	27-27	175-307	.570	-	-	71-91	.780	353	13.1	28	81	23	421	15.6
1987-88	27-23	217-419	.517	-	-	75-101	.742	327	12.1	22	37	31	511	18.9
1988-89	26-26	205-370	.554	-	-	70-83	.843	342	13.2	9	51	25	480	18.5
<b>Total</b>	<b>107-103</b>	<b>747-1,397</b>	<b>.535</b>	<b>-</b>	<b>-</b>	<b>257-343</b>	<b>.749</b>	<b>1,318</b>	<b>12.3</b>	<b>72</b>	<b>203</b>	<b>106</b>	<b>1,754</b>	<b>16.4</b>



## ZABRINA HARRIS

(1,723 POINTS)


YEAR	GP-GS	FG-A	PCT	3FG-A	PCT	FT-FTA	PCT	REB	AVG	AST	BLK	STL	PTS	AVG
1996-97	25-23	129-229	.563	0-3	.000	58-79	.734	159	6.4	8	25	30	316	12.6
1997-98	29-0	144-267	.539	0-1	.000	72-102	.706	147	5.1	14	15	27	360	12.4
1998-99	31-29	240-460	.522	9-40	.225	110-152	.724	216	7.0	44	31	42	599	19.3
1999-00	28-27	186-355	.524	5-17	.294	71-99	.717	174	6.2	22	19	40	448	16.0
<b>Total</b>	<b>113-79</b>	<b>699-1,311</b>	<b>.533</b>	<b>14-61</b>	<b>.230</b>	<b>311-432</b>	<b>.720</b>	<b>696</b>	<b>6.2</b>	<b>88</b>	<b>90</b>	<b>139</b>	<b>1,723</b>	<b>15.3</b>



## TARA TANSIL

(1,702 POINTS)

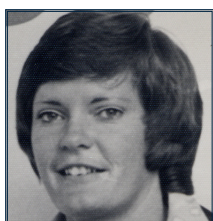
YEAR	GP-GS	FG-A	PCT	3FG-A	PCT	FT-FTA	PCT	REB	AVG	AST	BLK	STL	PTS	AVG
1991-92	27-27	113-271	.417	36-106	.340	149-195	.764	189	7.0	85	2	74	411	15.2
1992-93	25-25	118-271	.435	56-132	.424	115-168	.685	140	5.6	103	0	67	407	16.3
1993-94	26-26	128-297	.431	25-86	.291	150-204	.735	162	6.2	116	0	55	431	16.6
1994-95	27-27	134-300	.447	35-91	.385	150-192	.781	166	6.1	120	3	60	453	16.8
<b>Total</b>	<b>105-105</b>	<b>493-1,139</b>	<b>.443</b>	<b>152-415</b>	<b>.366</b>	<b>564-759</b>	<b>.743</b>	<b>657</b>	<b>6.3</b>	<b>424</b>	<b>5</b>	<b>256</b>	<b>1,702</b>	<b>16.2</b>



## CHELSEY PERRY

(1,505 POINTS)


YEAR	GP-GS	FG	PCT	3FG-A	PCT	FT-FTA	PCT	REB	AVG	AST	BLK	STL	PTS	AVG
2017-18	34-33	137-325	.422	16-50	.320	91-105	.867	194	5.7	41	38	43	381	11.2
2018-19	32-31	146-325	.449	31-89	.348	61-78	.782	177	5.5	43	71	37	384	12.0
2019-20	32-32	286-570	.502	47-122	.385	121-141	.858	254	7.9	64	86	52	740	23.1
<b>Total</b>	<b>98-96</b>	<b>569-1,220</b>	<b>.466</b>	<b>94-261</b>	<b>.360</b>	<b>273-324</b>	<b>.843</b>	<b>625</b>	<b>6.4</b>	<b>148</b>	<b>195</b>	<b>132</b>	<b>1,505</b>	<b>15.4</b>



## PAT HEAD SUMMITT

(1,405 POINTS)

YEAR	GP-GS	FG	PCT	3FG-A	PCT	FT-FTA	PCT	REB	AVG	AST	BLK	STL	PTS	AVG
1970-71	21	129	-	-	-	67	-	-	-	-	-	-	325	15.5
1971-72	26	188	-	-	-	140	-	-	-	-	-	-	516	19.8
1972-73	25	171	-	-	-	137	-	-	-	-	-	-	479	19.2
1973-74	7	32	-	-	-	21	-	-	-	-	-	-	85	12.1
<b>Total</b>	<b>79</b>	<b>520</b>	<b>-</b>	<b>-</b>	<b>-</b>	<b>365-619</b>	<b>.590</b>	<b>-</b>	<b>-</b>	<b>-</b>	<b>-</b>	<b>-</b>	<b>1,405</b>	<b>17.8</b>



## ANDREIKA JACKSON

(1,377 POINTS)


YEAR	GP-GS	FG-A	PCT	3FG-A	PCT	FT-FTA	PCT	REB	AVG	AST	BLK	STL	PTS	AVG
2003-04	27-7	105-175	.600	0-0	.000	82-132	.621	212	7.9	29	2	29	292	10.8
2004-05	28-28	137-249	.550	0-0	.000	120-180	.667	170	-6.1	31	1	29	394	14.1
2005-06	27-27	140-278	.504	6-17	.353	120-189	.635	215	8.0	52	2	29	406	15.0
2006-07	23-22	80-159	.503	5-13	.385	100-146	.685	134	5.8	40	5	32	265	11.5
<b>Total</b>	<b>105-84</b>	<b>462-861</b>	<b>.537</b>	<b>11-30</b>	<b>.367</b>	<b>422-647</b>	<b>.652</b>	<b>731</b>	<b>7.0</b>	<b>152</b>	<b>10</b>	<b>119</b>	<b>1,377</b>	<b>13.1</b>

# 1,000 POINT CLUB

## (1,345 POINTS)

### GWEN LONG


YEAR	GP-GS	FG-A	PCT	3FG-A	PCT	FT-FTA	PCT	REB	AVG	AST	BLK	STL	PTS	AVG
1985-86	26-26	132-300	.440	-	-	95-140	.679	124	4.8	122	2	78	359	13.8
1986-87	27-27	161-357	.451	0-0	.000	105-132	.795	146	5.4	136	4	113	429	15.9
1987-88	26-14	128-300	.426	0-5	.000	64-80	.800	146	5.6	71	3	63	320	12.3
1989-90	25-25	84-218	.385	8-37	.216	61-81	.753	108	4.3	129	11	156	237	9.5
<b>Total</b>	<b>104-92</b>	<b>505-1,175</b>	<b>.430</b>	<b>8-42</b>	<b>.190</b>	<b>325-433</b>	<b>.751</b>	<b>524</b>	<b>5.0</b>	<b>458</b>	<b>20</b>	<b>410</b>	<b>1,345</b>	<b>12.9</b>



## (1,253 POINTS)

### EMANYE ROBERTSON


YEAR	GP-GS	FG-A	PCT	3FG-A	PCT	FT-FTA	PCT	REB	AVG	AST	BLK	STL	PTS	AVG
2015-16	32-23	60-144	.417	5-20	.250	28-44	.636	71	2.2	74	4	35	153	4.8
2016-17	31-31	117-261	.448	10-25	.400	77-104	.740	100	3.2	133	4	59	321	10.4
2017-18	34-33	138-302	.457	12-42	.286	82-120	.683	120	3.5	149	9	73	370	10.9
2018-19	32-32	139-294	.473	8-24	.333	123-147	.837	119	3.7	158	5	83	409	12.8
<b>Total</b>	<b>129-119</b>	<b>454-1001</b>	<b>.454</b>	<b>35-111</b>	<b>.315</b>	<b>310-415</b>	<b>.747</b>	<b>410</b>	<b>3.2</b>	<b>514</b>	<b>22</b>	<b>250</b>	<b>1,253</b>	<b>9.7</b>



## (1,245 POINTS)

### AMY WATSON


YEAR	GP-GS	FG-A	PCT	3FG-A	PCT	FT-FTA	PCT	REB	AVG	AST	BLK	STL	PTS	AVG
1999-00	22-0	41-115	.357	7-29	.241	12-20	.600	39	1.8	18	0	14	101	4.6
2000-01	29-29	96-295	.325	28-117	.239	52-68	.765	73	2.5	50	2	44	272	9.4
2001-02	28-22	139-358	.388	31-91	.341	61-77	.792	74	2.6	37	2	42	370	13.2
2002-03	29-27	173-435	.398	42-134	.313	104-129	.806	153	5.3	92	2	68	492	17.0
<b>Total</b>	<b>108-78</b>	<b>449-1,203</b>	<b>.373</b>	<b>108-371</b>	<b>.291</b>	<b>229-294</b>	<b>.778</b>	<b>339</b>	<b>3.1</b>	<b>197</b>	<b>6</b>	<b>168</b>	<b>1,245</b>	<b>13.2</b>



## (1,243 POINTS)

### PHYLLISHA MITCHELL

YEAR	GP-GS	FG-A	PCT	3FG-A	PCT	FT-FTA	PCT	REB	AVG	AST	BLK	STL	PTS	AVG
2005-06	27-1	38-72	.528	0-2	.000	25-36	.694	47	1.7	19	1	12	101	3.6
2006-07	31-24	140-280	.500	5-15	.333	90-125	.720	280	9.0	20	9	26	375	12.1
2007-08	30-30	114-300	.380	9-23	.391	95-126	.754	274	9.1	33	12	48	332	11.1
2008-09	29-28	158-359	.440	13-44	.295	106-142	.746	372	12.8	51	2	70	435	15.0
<b>Total</b>	<b>117-83</b>	<b>450-1,011</b>	<b>.445</b>	<b>27-84</b>	<b>.321</b>	<b>316-429</b>	<b>.737</b>	<b>973</b>	<b>8.31</b>	<b>123</b>	<b>24</b>	<b>156</b>	<b>1,243</b>	<b>10.6</b>



## (1,218 POINTS)

### ANGELA REAVES

YEAR	GP-GS	FG-A	PCT	3FG-A	PCT	FT-FTA	PCT	REB	AVG	AST	BLK	STL	PTS	AVG
1981-82	26-26	144-330	.440	-	-	90-149	.600	248	9.5	25	11	61	378	15.4
1982-83	28-28	180-376	.479	-	-	68-126	.540	225	8.0	56	5	63	428	15.3
1983-84	28-23	148-323	.458	-	-	56-101	.554	217	7.8	28	6	37	352	12.6
1984-85	7-2	25-61	.410	-	-	10-17	.588	44	6.3	9	0	6	60	8.3
<b>Total</b>	<b>89-79</b>	<b>497-1090</b>	<b>.456</b>	<b>-</b>	<b>-</b>	<b>224-393</b>	<b>.570</b>	<b>734</b>	<b>8.2</b>	<b>118</b>	<b>22</b>	<b>167</b>	<b>1,218</b>	<b>13.7</b>



## (1,178 POINTS)

### ASHIA JONES


YEAR	GP-GS	FG-A	PCT	3FG-A	PCT	FT-FTA	PCT	REB	AVG	AST	BLK	STL	PTS	AVG
2013-14	31-24	151-258	.585	0-0	.000	104-157	.662	194	6.3	17	30	46	406	13.1
2014-15	33-33	287-548	.524	0-1	.000	198-261	.759	189	5.7	93	12	64	772	23.4
<b>Total</b>	<b>64-57</b>	<b>438-806</b>	<b>.543</b>	<b>0-1</b>	<b>.000</b>	<b>302-418</b>	<b>.722</b>	<b>383</b>	<b>6.0</b>	<b>110</b>	<b>42</b>	<b>110</b>	<b>1,178</b>	<b>18.4</b>



## (1,130 POINTS)

### GINA WARREN

YEAR	GP-GS	FG-A	PCT	3FG-A	PCT	FT-FTA	PCT	REB	AVG	AST	BLK	STL	PTS	AVG
1990-91	28-27	99-226	.438	25-69	.379	55-73	.753	94	3.4	75	2	41	278	9.9
1991-92	27-27	133-295	.451	26-74	.351	43-63	.683	107	4.0	69	1	53	335	12.4
1992-93	25-25	112-283	.396	36-111	.324	40-50	.800	85	3.4	61	3	49	300	12.0
1993-94	26-25	73-198	.369	24-86	.279	47-58	.810	94	3.6	61	2	30	217	8.3
<b>Total</b>	<b>106-104</b>	<b>417-1002</b>	<b>.416</b>	<b>111-340</b>	<b>.326</b>	<b>185-244</b>	<b>.759</b>	<b>380</b>	<b>3.6</b>	<b>266</b>	<b>8</b>	<b>173</b>	<b>1,130</b>	<b>10.7</b>



## (1,028 POINTS)

### CRYSTAL FULLER

YEAR	GP-GS	FG-A	PCT	3FG-A	PCT	FT-FTA	PCT	REB	AVG	AST	BLK	STL	PTS	AVG
2004-05	19-0	29-70	.414	0-0	.000	19-32	.594	57	3.0	7	1	9	77	4.1
2005-06	27-21	84-176	.477	0-0	.000	40-62	.645	130	4.8	25	7	22	208	7.7
2006-07	30-18	99-212	.467	0-1	.000	59-76	.76	197	6.6	38	10	26	257	8.6
2007-08	29-29	189-372	.508	1-2	.500	107-139	.770	238	8.2	54	7	49	486	16.8
<b>Total</b>	<b>105-68</b>	<b>401-830</b>	<b>.494</b>	<b>1-3</b>	<b>.333</b>	<b>225-309</b>	<b>.723</b>	<b>622</b>	<b>5.9</b>	<b>124</b>	<b>25</b>	<b>106</b>	<b>1,028</b>	<b>9.8</b>





# PAT HEAD SUMMITT

## OLYMPIC APPEARANCES AS A PLAYER

1976 Montreal Games, XXI Olympiad  
Silver Medal, Team co-captain

## OLYMPIC APPEARANCES AS A COACH

1984 Los Angeles Games, XXIII Olympiad  
Head Coach, Gold Medal



Success and accomplishment have always followed Pat Head Summitt. By the time Summitt graduated from The University of Tennessee at Martin in 1974, she symbolized the prototype player of the decades to come. She was described as a strong player that had great instincts and was awesome on defense. She denied the ball all over the court, rebounded with authority, took the ball to the hoop and then could shoot the lights out over a zone defense.

In her career as a Lady Pacer Summitt helped UT Martin to a record of 62-15, which included two AIAW District Tournament Championships, one AIAW Tennessee State Tournament Title, one AIAW Regional Championship and an appearance in the 1972 AIAW National Tournament.

Only four games into her final season as a Lady Pacer, Summitt suffered a near career-ending knee injury. After she went down with an injury, the UT Martin team won only two games the rest of the season to finish 6-15. Even with her final season cut short, Summitt ended her career with 1,405 points, which stood as the career record for points scored in a career until 1989.

In 1973, following her junior season, she made her first U.S. national team when she represented the United States at the World University Games in the Soviet Union. She returned to UT Martin for her senior season with loftier goals, such as making the 1976 Olympic team when she was hampered by the knee injury.

She was determined to get the knee back into shape and try out for the Olympic Games, but not many people gave her a chance. The University of Tennessee in Knoxville, though, showed its confidence in her abilities as a coach when the school offered her a graduate teaching assistantship and the reins to the women's intercollegiate basketball team as a 22-year-old. The position suited her needs to a "T" -- she could pursue her career and stay close to basketball as she rehabilitated her knee.

The late Helen B. Watson, the former chairperson of the University of Tennessee's Physical Education Department, can be credited for bringing a young Pat Head to Knoxville. Watson asked Head to coach the Tennessee women's team in a letter dated April 30, 1974, when Head was a 21-year old senior at UT Martin. In her letter, Watson wrote, "we have an excellent potential team, and I believe that they would be happy to have you as their coach."

At the time, Head was being courted as the assistant coach who would also serve as a graduate teaching assistant in the Physical Education Department at Tennessee while she pursued her master's degree. An enthusiastic Head accepted the position. Imagine her shock two weeks later when Watson called back and informed Head that the women's basketball coach, Margaret Hutson, had decided to take a sabbatical and Tennessee was offering her the job as head coach. Head, who had never run a practice or made out a practice plan or schedule, said she really contemplated her decision because as she put it, "I was absolutely overwhelmed and scared to death."

Patricia Sue Head arrived in Knoxville as the new head coach and was practically the same age as the seniors on her team. A little shy at the time, she never corrected Dr. Helen B. Watson or Dr. Nancy Lay, her mentors in the UT Physical Education Department, when they shortened Patricia to Pat, assuming that's the name she went by. Head never mentioned to them that she had gone by Tricia or Trish her whole life.

In her first year as a collegiate coach, she led her team to a 16-8 overall record, attended classes as a master's degree candidate, taught physical education classes and stayed in playing shape. As the summer of 1975 approached, she thought the knee was ready for a big test. The knee held and so did Summitt -- held, that is, a spot on the U.S. Women's World Championship team and the 1975 Pan American Games team.

After another summer of international experience, she returned home to coach her Lady Vols to a 16-11 record, a second-place finish in the state tournament and a spot for herself on the 1976 U.S. Olympic Team. Playing on the Olympic Team in Montreal at the Games of the XXI Olympiad was the high point of her competitive playing career, as she helped lead the United States to a silver medal finish while serving as the team's co-captain.

After her player career was done, Summitt continued to find Olympic and international success as a coach, to go along with her storied success at The University of Tennessee. In 1977, Summitt was given the first U.S. Junior National Team to coach, and she led it to two gold medals in international play. What makes it so remarkable is that one year earlier Summitt was a player on the U.S. Olympic Team.


Her next international challenge was taking the U.S. National Team to the 1979 William R. Jones Cup Games, the 1979 World Championships

and the 1979 Pan American Games. Summitt and her team returned home with two gold medals and one silver medal.

When the Moscow Olympic Games rolled around in 1980, she was honored as the assistant coach to the late Sue Gunter. Although the United States boycotted the Games, the team still captured the pre-Olympic qualifying tournament title.

In August 1982, Summitt was named the 1984 U.S. Women's Olympic basketball coach, and the rush for the gold was on! She coached the 1983 World Championship team to a silver medal finish; but the silver was not indicative of the team's play.

The XXIII Olympiad in Los Angeles, Calif., found Summitt's U.S. squad tearing through the opposition by a bundle of points. When the gold medal was a reality, Summitt's team lifted her high and carried the "All-World" coach around the Los Angeles Forum for all to applaud.



Pat Head Summitt was a member of the UT Martin Lady Pacers women's basketball team from 1970-74, before going on to win a silver medal at the 1976 Olympic Games and eventually becoming the winningest coach in college basketball history.

# SCORING RECORDS

## SINGLE-SEASON POINTS

Rk.	Pts	Name	Year
1.	772	Ashia Jones	2014-15
2.	770	Jasmine Newsome	2012-13
3.	762	Heather Butler	2012-13
4.	760	Heather Butler	2011-12
5.	754	Heather Butler	2013-14
6.	<b>740</b>	<b>Chelsey Perry</b>	<b>2019-20</b>
7.	626	Jasmine Newsome	2011-12
8.	608	Jasmine Newsome	2013-14
9.	599	Zabrina Harris	1998-99
10.	589	Heather Butler	2010-11
11.	562	Jasmine Newsome	2010-11
12.	549	Kendall Spray	2017-18
13.	530	Pat Head Summitt	1971-72
14.	511	Mary Kate Long	1987-88
15.	494	Lawanta McKinnie	1990-91
16.	492	Amy Watson	2002-03
17.	486	Crystal Fuller	2007-08
18.	480	Mary Kate Long	1988-89
19.	476	Haley Howard	2015-16
20.	464	Diane Jordan	1984-85

## CAREER POINTS

Rk.	Pts	Name	Year
1.	2865	Heather Butler	2010-14
2.	2566	Jasmine Newsome	2010-14
3.	1754	Mary Kate Long	1985-89
4.	1723	Zabrina Harris	1996-00
5.	1702	Tara Tansil	1991-95
6.	<b>1505</b>	<b>Chelsey Perry</b>	<b>2017-20</b>
7.	1405	Pat Head Summitt	1970-74
8.	1377	Andreika Jackson	2003-07
9.	1345	Gwen Long	1985-88, 89-90
10.	1253	Emanye Robertson	2015-19
11.	1245	Amy Watson	1999-03
12.	1243	Phyllisha Mitchell	2005-08
13.	1218	Angela Reaves	1981-85
14.	1178	Ashia Jones	2013-15
15.	1130	Gina Warren	1990-94
16.	1028	Crystal Fuller	2004-08
17.	950	Janice Epperson	1987-91
18.	941	Kelly Pendleton	1998-02
19.	937	Kendall Spray	2016-18
20.	929	Katie Schubert	2012-16



Heather Butler (left) became the first UT Martin basketball player to score 2,000 points on March 2, 2013 at Austin Peay before Jasmine Newsome (right) reached the 2,000 point plateau on Nov. 11, 2013 against Quinnipiac.

Butler (2,865) became the Ohio Valley Conference's all-time leading scorer on Jan. 13, 2014 at Morehead State. Newsome (2,566) moved into second place on the list against Eastern Kentucky in the OVC Tournament semifinals on March 7, 2014. The duo is the first pair of teammates to rank first and second on a conference's all-time scoring list in NCAA history.

## SKYHAWKS OVER 30 POINTS

<b>Tiffany Brundige (1)</b> @Eastern Kentucky (2/22/03) 30	<b>Zabrina Harris (2)</b> @Cal Poly (12/16/97) 33 Tennessee State (1/23/99) 31	Quinnipiac (11/16/13) 44 @Austin Peay (1/6/14) 37 Tennessee Tech (1/20/14) 36
<b>Heather Butler (18)</b> @Morehead State (12/2/10) 31 Murray State (12/22/10) 37 @Tennessee State (1/2/12) 35 Tennessee State (1/30/12) 42 Eastern Illinois (2/11/12) 32 @Murray State (2/16/12) 41 Tennessee Tech (3/3/12) 35 Austin Peay (1/7/13) 32 @Tennessee State (2/18/13) 31 vs. Notre Dame (3/24/13) 37 Quinnipiac (11/16/13) 31 Missouri (11/23/13) 36 Evansville (11/25/13) 34 @Murray State (1/4/14) 33 @Austin Peay (1/6/14) 30 Tennessee Tech (1/20/14) 35 @Eastern Kentucky (2/3/14) 44 Austin Peay (3/1/14) 44	<b>Andreika Jackson (2)</b> Murray State (1/18/05) 33 Eastern Illinois (2/11/06) 30	<b>Kelly Pendleton (1)</b> at Austin Peay (1/10/02) 36
<b>Chanda Cordova (1)</b> Middle Tennessee (1/27/96) 34	<b>Ashia Jones (10)</b> @Miami (12/15/14) 35 Eastern Kentucky (1/8/15) 36 Morehead State (1/10/15) 30 Jacksonville State (1/17/15) 30 Southeast Missouri (1/24/15) 30 @Murray State (1/31/15) 44 @Austin Peay (2/4/15) 34 Murray State (2/28/15) 36 vs. Eastern Illinois (3/4/15) 30 vs. Belmont (3/6/15) 39	<b>Chelsey Perry (9)</b> Samford (11/21/19) 32 Lipscomb (12/16/19) 42 Belmont (1/11/20) 34 Murray State (1/16/20) 30 @Eastern Illinois (1/23/20) 35 Tennessee Tech (2/6/20) 37 @Southeast Missouri (2/13/20) 36 @Jacksonville State (2/22/20) 32 Southeast Missouri 38
<b>Tessa Fields (1)</b> @Austin Peay (1/24/98) 30	<b>Jasmine Newsome (13)</b> @Jacksonville State (1/15/11) 30 Eastern Illinois (1/22/11) 35 Morehead State (2/26/11) 33 @Southern Miss (1/16/11) 39 @Tennessee State (1/2/12) 37 @Southeast Missouri (1/16/13) 36 @Tennessee State (2/18/13) 31 @Murray State (2/23/13) 31 Eastern Kentucky (3/7/13) 41 vs. Tennessee Tech (3/9/13) 34	<b>Kendal Spray (4)</b> @Eastern Illinois (1/18/17) 33 North Carolina A&T (11/30/17) 30 Rhodes College (12/7/17) 35 Murray State (2/3/18) 34
<b>Crystal Fuller (1)</b> @Jacksonville State (1/26/08) 35		<b>Tara Tansil (2)</b> Morehead State (2/19/94) 31 Southeast Missouri (2/25/95) 30

## YEARLY POINTS LEADERS

Year	Player	Pts
1971-72	Pat Head	530
1981-82	Angela Reaves	378
1982-83	Sandra Lise	430
1983-84	Angela Reaves	352
1984-85	Larissa Maciaz	255
1985-86	Gwen Long	359
1986-87	Gwen Long	429
1987-88	Mary Kate Long	511
1988-89	Mary Kate Long	480
1989-90	Lawanta McKinnie	425
1990-91	Lawanta McKinnie	494
1991-92	Kellie McElhiney	424
1992-93	Tara Tansil	407
1993-94	Tara Tansil	431
1994-95	Tara Tansil	453
1995-96	Chanda Cordova	425
1996-97	Zabrina Harris	316
1997-98	Tessa Fields	402
1998-99	Zabrina Harris	599
1999-00	Zabrina Harris	448
2000-01	Kelly Pendleton	380
2001-02	Amy Watson	370
2002-03	Amy Watson	492
2003-04	Julie Young	369
2004-05	Andreika Jackson	394
2005-06	Andreika Jackson	406
2006-07	Phyllisha Mitchell	375
2007-08	Crystal Fuller	486
2008-09	Phyllisha Mitchell	435
2009-10	Alecia Weatherly	359
2010-11	Heather Butler	589
2011-12	Heather Butler	760
2012-13	Jasmine Newsome	770
2013-14	Heather Butler	754
2014-15	Ashia Jones	772
2015-16	Haley Howard	476
2016-17	Kendall Spray	388
2017-18	Kendall Spray	549
2018-19	Emanye Robertson	409
2019-20	Chelsey Perry	740

## YEARLY PPG LEADERS

Year	Player	GP	PPG
1969-70	Mary Ann Archie	-	22.9
1972-73	Pat Head	-	19.16
1981-82	Sandra Lise	8	15.9
1982-83	Sandra Lise	25	17.2
1983-84	Diane Jordan	27	12.7
1984-85	Larissa Maciaz	24	10.6
1985-86	Gwen Long	26	13.8
1986-87	Gwen Long	27	15.9
1987-88	Mary Kate Long	27	18.9
1988-89	Mary Kate Long	26	18.5
1989-90	Lawanta McKinnie	25	17.0
1990-91	Lawanta McKinnie	28	17.6
1991-92	Kellie McElhiney	27	15.7
1992-93	Tara Tansil	25	16.3
1993-94	Tara Tansil	26	16.6
1994-95	Tara Tansil	27	16.8
1995-96	Chanda Cordova	26	16.3
1996-97	Zabrina Harris	25	12.6
1997-98	Tessa Fields	28	14.4
1998-99	Zabrina Harris	31	19.3
1999-00	Zabrina Harris	28	16.0
2000-01	Kelly Pendleton	24	16.0
2001-02	Amy Watson	28	13.2
2002-03	Amy Watson	29	17.0
2003-04	Julie Young	27	13.7
2004-05	Andreika Jackson	28	14.1
2005-06	Deina Willingham	27	11.2
2006-07	Phyllisha Mitchell	31	12.1
2007-08	Crystal Fuller	29	16.8
2008-09	Phyllisha Mitchell	29	15.0
2009-10	Alecia Weatherly	29	12.4
2010-11	Heather Butler	31	19.0
2011-12	Heather Butler	32	23.8
2012-13	Jasmine Newsome	33	22.6
2013-14	Heather Butler	32	23.6
2014-15	Ashia Jones	33	23.4
2015-16	Haley Howard	32	14.9
2016-17	Kendall Spray	31	12.5
2017-18	Kendall Spray	33	16.6
2018-19	Emanye Robertson	32	12.8
2019-20	Chelsey Perry	32	23.1



## YEARLY 3-POINTER LEADERS

Year	Player	3PG
1992-93	Tara Tansil	56
1993-94	Tara Tansil	25
1994-95	Tara Tansil	35
1995-96	Janelle Thornton	36
1996-97	Janelle Thornton	34
1997-98	Tessa Fields	36
1998-99	Tamika Brown	65
1999-00	Tamika Brown	40
2000-01	T. J. Barker	52
2001-02	Kelly Pendleton	57
2002-03	Amy Watson	42
2003-04	Tiffany Brundige	43
2004-05	Danielle Page	44
2005-06	Kimberly Cox	26
2006-07	Nicole Holman	50
2007-08	Jennifer Angler	44
2008-09	Allison Wright	27
2009-10	Cali Cupples	72
2010-11	Heather Butler	84
2011-12	Heather Butler	99
2012-13	Heather Butler	105
2013-14	Heather Butler	104
2014-15	Jessy Ward	87
2015-16	Jessy Ward	104
2016-17	Kendall Spray	89
2017-18	Kendall Spray	121
2018-19	Brittini Moore	59
2019-20	Chelsey Perry	47

## YEARLY 3-POINTERS ATTEMPTS LEADERS

Year	Player	3PGA
1992-93	Tara Tansil	132
1993-94	Dauida Smith	87
1994-95	Tara Tansil	91
1995-96	Janelle Thornton	127
1996-97	Janelle Thornton	89
1997-98	Tessa Fields	113
1998-99	Tamika Brown	177
1999-00	Tamika Brown	137
2000-01	T. J. Barker	129
2001-02	Kelly Pendleton	139
2002-03	Amy Watson	134
2003-04	Tiffany Brundige	98
2004-05	Danielle Page	114
2005-06	Kimberly Cox	89
2006-07	Nicole Holman	122
2007-08	Jennifer Angler	131
2008-09	Allison Wright	112
2009-10	Cali Cupples	221
2010-11	Heather Butler	240
2011-12	Heather Butler	234
2012-13	Heather Butler	319
2013-14	Heather Butler	281
2014-15	Jessy Ward	216
2015-16	Jessy Ward	252
2016-17	Kendal Spray	232
2017-18	Kendall Spray	287
2018-19	Zaire Hicks	132
	Brittini Moore	132
2019-20	Chelsey Perry	122

## THREE-POINT RECORDS

SINGLE-SEASON  
3-POINTERS MADE

Rk.	3Pt.	Name	Year
1.	121	Kendall Spray	2017-18
2.	105	Heather Butler	2012-13
3.	104	Jessy Ward	2015-16
4.	103	Heather Butler	2013-14
5.	101	Jasmine Newsome	2012-13
6.	99	Heather Butler	2011-12
7.	89	Kendall Spray	2016-17
8.	87	Jessy Ward	2014-15
9.	84	Heather Butler	2010-11
10.	72	Haley Howard	2015-16
	72	Cali Cupples	2009-10
	72	Taylor Hall	2011-12

SINGLE-SEASON  
3-POINTERS ATTEMPTED

Rk.	3Pt.	Name	Year
1.	319	Heather Butler	2012-13
2.	287	Kendall Spray	2017-18
3.	281	Heather Butler	2013-14
4.	252	Jessy Ward	2015-16
5.	240	Heather Butler	2010-11
6.	234	Heather Butler	2011-12
7.	232	Kendall Spray	2016-17
8.	221	Cali Cupples	2009-10
9.	216	Jessy Ward	2014-15
10.	204	Jasmine Newsome	2012-13

CAREER  
3-POINTERS MADE

Rk.	3Pt.	Name	Year
1.	392	Heather Butler	2010-14
2.	232	Jasmine Newsome	2010-14
3.	225	Katie Schubert	2012-16
4.	210	Kendall Spray	2016-18
5.	209	Jessy Ward	2014-17
6.	156	Kelly Pendleton	1998-02
7.	152	Tara Tansil	1991-95
8.	128	Jaclyssa Haislip	2010-12
9.	115	Taylor Hall	2010-12
10.	111	Gina Warren	1990-94

CAREER  
3-POINTERS ATTEMPTED

Rk.	3Pt.	Name	Year
1.	1074	Heather Butler	2010-14
2.	668	Jasmine Newsome	2010-14
3.	534	Katie Schubert	2012-16
4.	521	Jessy Ward	2014-17
5.	515	Kendall Spray	2016-18
6.	415	Tara Tansil	1991-95
7.	392	Kelly Pendleton	1998-02
8.	371	Amy Watson	1999-03
9.	352	Jaclyssa Haislip	2010-12
10.	340	Gina Warren	1990-94

YEARLY 3-POINT  
PERCENTAGE LEADERS

Year	Player	3PGA	Pct.
1992-93	Tara Tansil	56-132	.424
1993-94	Beth Beaty	22-65	.338
1994-95	Dawn Limbaugh	11-28	.393
1995-96	Janelle Thornton	36-127	.695
1996-97	Janelle Thornton	34-89	.382
1997-98	Becky Crowe	19-53	.358
1998-99	Tracy Webb	12-26	.462
1999-00	Kelly Pendleton	25-63	.397
2000-01	Kelly Pendleton	51-123	.415
2001-02	Kelly Pendleton	57-139	.410
2002-03	Tiffany Brundige	36-92	.391
2003-04	Tiffany Brundige	43-98	.439
2004-05	Danielle Page	44-114	.386
2005-06	Kimberly Cox	26-89	.292
2006-07	Nicole Holman	50-122	.410
2007-08	Phyllisha Mitchell	9-23	.391
2008-09	Yalonda Davis	69-102	.676
2009-10	Alecia Weatherly	40-106	.377
2010-11	Megan White	9-21	.421
2011-12	Heather Butler	99-234	.423
2012-13	Katie Schubert	63-148	.432
2013-14	Katie Schubert	65-145	.448
2014-15	Jessy Ward	87-216	.403
2015-16	Jessy Ward	104-252	.413
2016-17	Myah Taylor	60-155	.387
2017-18	Kendall Spray	121-287	.422
2018-19	Brittini Moore	59-132	.447
2019-20	Chelsey Perry	47-122	.385



Heather Butler holds every three-point record at UT Martin, along with three NCAA records after her time with the Skyhawks. Butler set a pair of NCAA records as a junior, making a three-pointer in 34 consecutive games in 2012-13 while setting another record with 80 straight games with a trifecta.

In 2013-14, Butler tied the NCAA record for career three-pointers made with 392, tying Kansas State's Laurie Koehn set in 2005. The NCAA career three-point record was later broken.

# FIELD GOAL RECORDS

## SINGLE-SEASON FIELD GOALS MADE

Rk.	FG	Name	Year
1.	287	Ashia Jones	2014-15
2.	<b>286</b>	<b>Chelsey Perry</b>	<b>2019-20</b>
3.	266	Heather Butler	2011-12
4.	264	Jasmine Newsome	2012-13
5.	249	Heather Butler	2012-13
6.	244	Heather Butler	2013-14
7.	240	Zabrina Harris	1998-99
8.	217	Mary Kate Long	1987-88
9.	207	Jasmine Newsome	2011-12
10.	205	Mary Kate Long	1988-89

## SINGLE-SEASON FIELD GOALS ATTEMPTED

Rk.	FG	Name	Year
1.	704	Heather Butler	2012-13
2.	625	Heather Butler	2011-12
3.	595	Heather Butler	2013-14
4.	588	Jasmine Newsome	2012-13
5.	570	Chelsey Perry	2019-20
6.	548	Ashia Jones	2014-15
7.	493	Heather Butler	2010-11
8.	472	Jasmine Newsome	2011-12
9.	460	Zabrina Harris	1998-99
10.	451	Jasmine Newsome	2010-11



In her two season at UT Martin, Ashia Jones was the third fastest player to reach 1,000 points while setting school records with 287 field goals made and 772 points during the 2014-15 season.

## CAREER FIELD GOALS MADE

Rk.	FG	Name	Year
1.	958	Heather Butler	2010-14
2.	857	Jasmine Newsome	2010-14
3.	747	Mary Kate Long	1985-89
4.	699	Zabrina Harris	1996-00
5.	<b>569</b>	<b>Chelsey Perry</b>	<b>2017-20</b>
6.	522	Pat Head Summitt	1970-74
7.	505	Gwen Long	1985-88, 89-90
8.	497	Angela Reaves	1981-85
9.	493	Tara Tansil	1991-95
10.	454	Emanye Robertson	2015-19

## CAREER FIELD GOALS ATTEMPTED

Rk.	FG	Name	Year
1.	2417	Heather Butler	2010-14
2.	1946	Jasmine Newsome	2010-14
3.	1404	Mary Kate Long	1985-89
4.	1311	Zabrina Harris	1996-00
5.	<b>1220</b>	<b>Chelsey Perry</b>	<b>2017-20</b>
6.	1203	Amy Watson	1999-03
7.	1175	Gwen Long	1985-88, 89-90
8.	1139	Tara Tansil	1991-95
9.	1090	Angela Reaves	1981-85
10.	1025	Janice Epperson	1987-91

## YEARLY FG LEADERS

Year	Player	FG
1981-82	Angela Reaves	144
1982-83	Sandra Lise	184
1983-84	Angela Reaves	148
1984-85	Kay Aleshire	115
1985-86	Mary Kate Long	150
1986-87	Mary Kate Long	175
1987-88	Mary Kate Long	217
1988-89	Mary Kate Long	205
1989-90	Lawanta McKinnie	181
1990-91	Lawanta McKinnie	198
1991-92	Kellie McElhiney	138
1992-93	Tara Tansil	118
1993-94	Tara Tansil	128
1994-95	Tara Tansil	134
1995-96	Chanda Cordova	172
1996-97	Zabrina Harris	129
1997-98	Nicole Lockridge	160
1998-99	Zabrina Harris	240
1999-00	Zabrina Harris	186
2000-01	Kelly Pendleton	111
2001-02	Amy Watson	139
2002-03	Amy Watson	173
2003-04	Julie Young	124
2004-05	Andreika Jackson	137
2005-06	Andreika Jackson	140
2006-07	Phyllisha Mitchell	140
2007-08	Crystal Fuller	189
2008-09	Phyllisha Mitchell	158
2009-10	Alecia Weatherly	107
2010-11	Heather Butler	199
2011-12	Heather Butler	266
2012-13	Jasmine Newsome	264
2013-14	Heather Butler	244
2014-15	Ashia Jones	287
2015-16	Haley Howard	166
2016-17	Kendall Spray	137
2017-18	Kendall Spray	189
2018-19	Chelsey Perry	146
2019-20	Chelsey Perry	286

## YEARLY FG ATT LEADERS

Year	Player	FGA
1981-82	Angela Reaves	330
1982-83	Sandra Lise	416
1983-84	Angela Reaves	323
1984-85	Kay Aleshire	277
1985-86	Mary Kate Long	301
1986-87	Gwen Long	357
1987-88	Mary Kate Long	419
1988-89	Mary Kate Long	370
1989-90	Lawanta McKinnie	382
1990-91	Lawanta McKinnie	405
1991-92	Kellie McElhiney	353
1992-93	Gina Warren	283
1993-94	Tara Tansil	297
1994-95	Tara Tansil	300
1995-96	Chanda Cordova	341
1996-97	Zabrina Harris	229
1997-98	Nicole Lockridge	308
1998-99	Zabrina Harris	460
1999-00	Zabrina Harris	355
2000-01	Amy Watson	295
2001-02	Amy Watson	358
2002-03	Amy Watson	435
2003-04	Julie Young	282
2004-05	Andreika Jackson	249
2005-06	Andreika Jackson	278
2006-07	Phyllisha Mitchell	280
2007-08	Crystal Fuller	372
2008-09	Phyllisha Mitchell	359
2009-10	Alecia Weatherly	295
2010-11	Heather Butler	493
2011-12	Heather Butler	625
2012-13	Heather Butler	704
2013-14	Heather Butler	595
2014-15	Ashia Jones	548
2015-16	Haley Howard	354
2016-17	Kendall Spray	327
2017-18	Kendall Spray	433
2018-19	Chelsey Perry	325
2019-20	Chelsey Perry	570

## YEARLY FG % LEADERS

Year	Player	FGA	Pct.
1981-82	Sandra Lise	55-99	.550
1982-83	Angela Reaves	180-376	.479
1983-84	Diane Jordan	141-264	.534
1984-85	Larissa Maciarz	105-220	.477
1985-86	Pam Rudolph	84-159	.528
1986-87	Mary Kate Long	175-307	.570
1987-88	Mary Kate Long	217-419	.517
1988-89	Mary Kate Long	205-370	.554
1989-90	Kandi Sanduskey	38-72	.528
1990-91	Lawanta McKinnie	198-405	.489
1991-92	Gina Warren	133-295	.451
1992-93	Tonya Smothers	53-110	.500
1993-94	Julianne Coleman	107-214	.500
1994-95	Tonya Smothers	46-92	.500
1995-96	Chanda Cordova	172-341	.504
1996-97	Zabrina Harris	129-229	.563
1997-98	Chastity Bohannon	89-146	.610
1998-99	Chastity Bohannon	91-155	.587
1999-00	Zabrina Harris	186-355	.524
2000-01	LaShanta Morrow	81-156	.519
2001-02	Jody Miller	69-143	.483
2002-03	Julie Young	115-193	.596
2003-04	Andreika Jackson	105-175	.600
2004-05	Tiffany Arnold	30-54	.556
2005-06	Phyllisha Mitchell	38-72	.528
2006-07	Andreika Jackson	80-159	.503
2007-08	Crystal Fuller	189-372	.508
2008-09	Phyllisha Mitchell	158-359	.440
2009-10	Darnisha Lyles	106-201	.527
2010-11	Perica Glenn	49-87	.563
2011-12	Heather Butler	266-625	.426
2012-13	Rickiesha Bryant	128-199	.643
2013-14	Ashia Jones	151-258	.585
2014-15	Ashia Jones	287-548	.524
2015-16	Chelsea Roberts	93-181	.514
2016-17	Janekia Mason	126-239	.527
2017-18	Janekia Mason	124-247	.502
2018-19	Damiah Griffin	102-209	.488
2019-20	Chelsey Perry	286-570	.502



## YEARLY FREE THROW LEADERS

Year	Player	FT
1981-82	Angela Reaves	90
1982-83	Deenie Ware	84
1983-84	Diane Jordan	60
1984-85	Kay Aleshire	119
1985-86	Gwen Long	95
1986-87	Lisa Winton	56
1987-88	Mary Kate Long	75
1988-89	Mary Kate Long	70
1989-90	Carolyn Xanders	71
1990-91	Lawanta McKinnie	98
1991-92	Tara Tansil	149
1992-93	Tara Tansil	115
1993-94	Tara Tansil	150
1994-95	Tara Tansil	150
1995-96	David Smith	118
1996-97	Becky Crowe	75
1997-98	Tessa Fields	150
1998-99	Tessa Fields	139
1999-00	Chastity Bohannon	89
2000-01	Kelly Pendleton	110
2001-02	Kelly Pendleton	77
2002-03	Amy Watson	104
2003-04	Julie Young	106
2004-05	Andreika Jackson	120
2005-06	Andreika Jackson	120
2006-07	Andreika Jackson	100
2007-08	Crystal Fuller	107
2008-09	Phyllisha Mitchell	106
2009-10	Alecia Weatherly	105
2010-11	Jasmine Newsome	137
2011-12	Jasmine Newsome	152
2012-13	Jasmine Newsome	167
2013-14	Jasmine Newsome	164
2014-15	Ashia Jones	198
2015-16	Haley Howard	72
2016-17	Emanye Robertson	77
2017-18	Chelsey Perry	91
2018-19	Emanye Robertson	123
2019-20	Chelsey Perry	121

## YEARLY FREE THROWS ATTEMPTED LEADERS

Year	Player	FTA
1982-83	Sandra Lise	150
1983-84	Deenie Ware	119
1984-85	Kay Aleshire	175
1985-86	Gwen Long	140
1986-87	Gwen Long	132
1987-88	Mary Kate Long	101
1988-89	Mary Kate Long	83
1989-90	Carolyn Xanders	104
1990-91	Lawanta McKinnie	148
1991-92	Tara Tansil	195
1992-93	Tara Tansil	168
1993-94	Tonya Smothers	204
1994-95	Tara Tansil	192
1995-96	David Smith	166
1996-97	Christy Hicks	102
1997-98	Tessa Fields	181
1998-99	Tessa Fields	177
1999-00	Chastity Bohannon	116
2000-01	Kelly Pendleton	122
2001-02	Tracy Webb	101
2002-03	Amy Watson	129
2003-04	Andreika Jackson	132
2004-05	Andreika Jackson	180
2005-06	Andreika Jackson	189
2006-07	Andreika Jackson	146
2007-08	Crystal Fuller	139
2008-09	Phyllisha Mitchell	142
2009-10	Darnisha Lyles	144
2010-11	Jasmine Newsome	182
2011-12	Jasmine Newsome	183
2012-13	Heather Butler	203
2013-14	Jasmine Newsome	198
2014-15	Ashia Jones	261
2015-16	Haley Howard	80
2016-17	Emanye Robertson	104
2017-18	Emanye Robertson	118
2018-19	Emanye Robertson	147
2019-20	Chelsey Perry	141

## FREE THROW RECORDS

SINGLE-SEASON  
FREE THROWS MADE

Rk.	FT	Name	Year
1.	198	Ashia Jones	2014-15
2.	167	Jasmine Newsome	2012-13
3.	164	Jasmine Newsome	2013-14
4.	162	Heather Butler	2013-14
5.	159	Heather Butler	2012-13
6.	152	Jasmine Newsome	2011-12
7.	150	Tara Tansil	1993-94
	150	Tara Tansil	1994-95
	150	Tessa Fields	1997-98
10.	149	Tara Tansil	1991-92

SINGLE-SEASON  
FREE THROWS ATTEMPTED

Rk.	FT	Name	Year
1.	261	Ashia Jones	2014-15
2.	204	Tara Tansil	1993-94
3.	203	Heather Butler	2012-13
4.	198	Jasmine Newsome	2013-14
5.	196	Jasmine Newsome	2012-13
6.	195	Tara Tansil	1991-92
7.	192	Heather Butler	2013-14
	192	Tara Tansil	1994-95
9.	189	Andreika Jackson	2005-06
10.	186	Heather Butler	2013-14

CAREER  
FREE THROWS MADE

Rk.	FT	Name	Year
1.	620	Jasmine Newsome	2010-14
2.	564	Tara Tansil	1991-95
3.	557	Heather Butler	2010-14
4.	417	Andreika Jackson	2003-07
5.	368	Pat Head Summitt	1970-74
6.	325	Gwen Long	1985-88, 89-90
7.	316	Phyllisha Mitchell	2005-08
8.	311	Zabrina Harris	1996-00
9.	310	Emanye Robertson	2015-19
10.	302	Ashia Jones	2013-15

CAREER  
FREE THROWS ATTEMPTED

Rk.	FT	Name	Year
1.	759	Jasmine Newsome	2010-14
	759	Tara Tansil	1991-95
3.	690	Heather Butler	2010-14
4.	642	Andreika Jackson	2003-07
5.	619	Pat Head Summitt	1970-74
6.	433	Gwen Long	1985-88, 89-90
7.	432	Zabrina Harris	1996-00
8.	429	Phyllisha Mitchell	2005-08
9.	418	Ashia Jones	2013-15
10.	415	Emanye Robertson	2015-19

YEARLY FREE THROW  
PERCENTAGE LEADERS

Year	Player	FTA	Pct.
1972-73	Jenny Jacobus	27-36	.750
1981-82	Anita Hamilton	32-38	.840
1982-83	Paula Pumbo	46-59	.780
1983-84	Paula Pumbo	31-38	.816
1984-85	Lisa Winton	42-54	.778
1985-86	Lisa Winton	47-58	.810
1986-87	Lisa Winton	56-69	.812
1987-88	Kristie Parrish	40-60	.666
1988-89	Mary Kate Long	70-83	.843
1989-90	Mellanie Surratt	19-23	.826
1990-91	Melissa Hearnson	65-84	.774
1991-92	Kellie McElhiney	113-145	.779
1992-93	Janelle Thornton	18-23	.783
1993-94	Beth Beaty	21-25	.840
1994-95	Tara Tansil	150-192	.781
1995-96	Chanda Cordova	81-112	.723
1996-97	Becky Crowe	75-91	.824
1997-98	Tessa Fields	150-181	.829
1998-99	Tessa Fields	139-177	.785
1999-00	Kelly Pendleton	22-27	.815
2000-01	Kelly Pendleton	110-112	.902
2001-02	T. J. Barker	35-44	.795
2002-03	Danielle Page	83-98	.847
2003-04	Carey Chandra	24-19	.828
2004-05	Nicole Rivers	52-60	.867
2005-06	Tracie Harris	22-28	.786
2006-07	Nicole Rivers	18-19	.947
2007-08	Nicole Holman	13-16	.813
2008-09	Phyllisha Mitchell	106-142	.746
2009-10	Alecia Weatherly	105-125	.840
2010-11	Heather Butler	107-136	.787
2011-12	Jasmine Newsome	152-183	.831
2012-13	Jasmine Newsome	164-193	.852
2013-14	Heather Butler	162-192	.844
2014-15	Ashia Jones	198-261	.759
2015-16	Haley Howard	72-80	.900
2016-17	Kendall Spray	25-29	.862
2017-18	Kendall Spray	50-55	.909
2018-19	Emanye Robertson	123-147	.837
2019-20	Chelsey Perry	121-141	.858



Andreika Jackson left UT Martin in second place in career free throws made after tallying 417 free throws throughout her career from 2003-07.

# REBOUNDING RECORDS

## SINGLE-SEASON REBOUNDS

Rk.	Rbs	Name	Year
1.	372	Phyllisha Mitchell	2008-09
2.	353	Mary Kate Long	1986-87
3.	342	Mary Kate Long	1988-89
4.	327	Mary Kate Long	1987-88
5.	303	Sandra Lise	1982-83
6.	296	Mary Kate Long	1985-86
7.	280	Phyllisha Mitchell	2006-07
8.	274	Phyllisha Mitchell	2007-08
9.	270	Rickiesha Bryant	2012-13
10.	260	Jaclissa Haislip	2010-11
11.	<b>254</b>	<b>Chelsey Perry</b>	<b>2019-20</b>
12.	248	Angela Reaves	1981-82
13.	240	Phyllisha Mitchell	2006-07
14.	<b>234</b>	<b>Maddie Waldrop</b>	<b>2018-19</b>
	234	Tiara Caldwell	2014-15
	234	Darnisha Lyles	2009-10
17.	<b>227</b>	<b>Maddie Waldrop</b>	<b>2019-20</b>
18.	225	Angela Reaves	1981-82
19.	217	Tawana Johnson	1991-92
	217	Angela Reaves	1983-84
	217	Tracy Webb	2000-01

## CAREER REBOUNDS

Rk.	Rbs	Name	Year
1.	1318	Mary Kate Long	1985-89
2.	973	Phyllisha Mitchell	2005-08
3.	734	Angela Reaves	1981-85
4.	720	Andreika Jackson	2003-07
5.	696	Zabrina Harris	1996-00
6.	666	Tracy Webb	1998-02
7.	657	Tara Tansil	1991-95
8.	<b>648</b>	<b>Maddie Waldrop</b>	<b>2017-20</b>
9.	<b>625</b>	<b>Chelsey Perry</b>	<b>2017-20</b>
10.	604	Jasmine Newsome	2010-14
11.	600	Larissa Maciarz	1984-88
12.	534	Christy Hicks	1994-98
13.	531	David Smith	1992-96
14.	525	Katie Schubert	2012-16
15.	524	Gwen Long	1985-86, 89-90
16.	515	Anita Terry	1978-80
17.	508	Melissa Dawson	1987-91
18.	476	Heather Butler	2010-14
19.	420	Rickiesha Bryant	2010-13
20.	410	Emanye Robertson	2015-19



Phyllisha Mitchell commanded the low post throughout her Skyhawk career. During her senior season, Mitchell set the school record for single-season rebounds with 372 boards. She finished second in career rebounds, totaling 973 rebounds from 2005-08 after notching three of UT Martin's top-10 single-season rebound campaigns.

## YEARLY REBOUND LEADERS

Year	Player	Rebounds
1981-82	Angela Reaves	248
1982-83	Sandra Lise	132
1983-84	Angela Reaves	217
1984-85	Larissa Maciarz	201
1985-86	Mary Kate Long	296
1986-87	Mary Kate Long	353
1987-88	Mary Kate Long	327
1988-89	Mary Kate Long	342
1989-90	Lawanta McKinnie	209
1990-91	Melissa Dawson	178
1991-92	Tawana Johnson	217
1992-93	Tonya Smothers	140
	Tara Tansil	140
1993-94	Julianne Coleman	191
1994-95	Tara Tansil	166
1995-96	David Smith	214
1996-97	Zabrina Harris	159
1997-98	Chastity Bohannon	165
1998-99	Zabrina Harris	176
1999-00	Zabrina Harris	214
2000-01	Tracy Webb	217
2001-02	Tracy Webb	126
2002-03	Amy Watson	153
2003-04	Andreika Jackson	212
2004-05	Andreika Jackson	170
2005-06	Andreika Jackson	215
2006-07	Phyllisha Mitchell	280
2007-08	Phyllisha Mitchell	274
2008-09	Phyllisha Mitchell	372
2009-10	Darnisha Lyles	234
2010-11	Jaclissa Haislip	260
2011-12	Jaclissa Haislip	199
2012-13	Rickiesha Bryant	270
2013-14	Ashia Jones	194
2014-15	Tiara Caldwell	234
2015-16	Chelsea Roberts	174
2016-17	Janekia Mason	162
2017-18	Chelsey Perry	190
2018-19	Maddie Waldrop	234
2019-20	Chelsey Perry	254

## YEARLY REBOUNDS PER GAME LEADERS

Year	Player	GP	RPG
1972-73	Pat Head	-	15.1
1980-81	Darlene Woods	-	7.2
1981-82	Sandra Lise	8	9.9
1982-83	Sandra Lise	25	12.1
1983-84	Angela Reaves	28	7.8
1984-85	Larissa Maciarz	24	8.4
1985-86	Mary Kate Long	27	10.9
1986-87	Mary Kate Long	27	13.1
1987-88	Mary Kate Long	27	12.1
1988-89	Melissa Dawson	24	5.6
	Gwen Long	-	5.6
1989-90	Lawanta McKinnie	25	8.4
1990-91	Melissa Dawson	29	6.4
1991-92	Tawana Johnson	25	8.7
1992-93	Tara Tansil	25	5.6
1993-94	Julianne Coleman	26	7.3
1994-95	Chanda Cordova	26	6.2
1995-96	David Smith	26	8.2
1996-97	Zabrina Harris	25	6.4
1997-98	Chastity Bohannon	29	5.7
1998-99	Zabrina Harris	31	7.0
1999-00	Zabrina Harris	28	6.2
2000-01	Tracy Webb	29	7.5
2001-02	Tracy Webb	27	4.7
2002-03	Amy Watson	29	5.3
2003-04	Andreika Jackson	27	7.9
2004-05	Andreika Jackson	28	6.1
2005-06	Andreika Jackson	27	8.0
2006-07	Phyllisha Mitchell	31	9.0
2007-08	Phyllisha Mitchell	30	9.1
2008-09	Phyllisha Mitchell	29	12.8
2009-10	Darnisha Lyles	29	8.1
2010-11	Jaclissa Haislip	32	8.1
2011-12	Jaclissa Haislip	32	6.2
2012-13	Rickiesha Bryant	34	7.9
2013-14	Ashia Jones	31	6.3
2014-15	Tiara Caldwell	32	7.3
2015-16	Chelsea Roberts	32	5.4
2016-17	Janekia Mason	31	5.2
2017-18	Chelsey Perry	33	5.8
2018-19	Maddie Waldrop	32	7.3
2019-20	Chelsey Perry	32	7.9



## YEARLY ASSISTS LEADERS

Year	Player	AST.
1981-82	Deenie Ware	81
1982-83	Deenie Ware	80
1983-84	Deenie Ware	127
1984-85	Lisa Winton	49
1985-86	Gwen Long	122
1986-87	Gwen Long	136
1987-88	Janice Epperson	82
1988-89	Janice Epperson	121
1989-90	Gwen Long	129
1990-91	Kristie Parrish	99
1991-92	Tara Tansil	85
1992-93	Tara Tansil	103
1993-94	Tara Tansil	116
1994-95	Tara Tansil	120
1995-96	Janelle Thornton	132
1996-97	Becky Crowe	76
1997-98	Tessa Fields	161
1998-99	Tessa Fields	154
1999-00	Tamika Brown	101
2000-01	T. J. Barker	82
2001-02	T. J. Barker	92
2002-03	Danielle Page	97
2003-04	Danielle Page	76
2004-05	Danielle Page	90
2005-06	Keva Robinson	74
2006-07	Kimberly Cox	101
2007-08	Jennifer Angler	84
2008-09	Sienna Forney	66
2009-10	Erica Glisson	76
2010-11	Jasmine Newsome	129
2011-12	Jasmine Newsome	193
2012-13	Jasmine Newsome	186
2013-14	Jasmine Newsome	183
2014-15	Katie Schubert	123
2015-16	Katie Schubert	136
2016-17	Emanye Robertson	133
2017-18	Emanye Robertson	149
2018-19	Emanye Robertson	158
2019-20	Kyannah Grant	99

## YEARLY STEALS LEADERS

Year	Player	FTA
1981-82	Angela Reaves	61
1982-83	Deenie Ware	80
1983-84	Deenie Ware	70
1984-85	Larissa Maciarz	40
1985-86	Gwen Long	78
1986-87	Gwen Long	113
1987-88	Kristie Parrish	46
1988-89	Gwen Long	63
1989-90	Janice Epperson	52
1990-91	Kristie Parrish	53
1991-92	Tara Tansil	74
1992-93	Tara Tansil	67
1993-94	Tara Tansil	53
1994-95	Tara Tansil	60
1995-96	Janelle Thornton	54
1996-97	Christy Hicks	37
1997-98	Tessa Fields	97
1998-99	Tessa Fields	74
1999-00	Tamika Brown	48
2000-01	Tracy Webb	64
2001-02	Amy Watson	42
2002-03	Amy Watson	68
2003-04	Torre Thomas	36
2004-05	Danielle Page	32
2005-06	Kimberly Cox	40
2006-07	Nicole Holman	42
2007-08	Crystal Fuller	49
2008-09	Phyllisha Mitchell	70
2009-10	Darnisha Lyles	45
2010-11	Jasmine Newsome	70
2011-12	Jasmine Newsome	67
2012-13	Jasmine Newsome	101
2013-14	Jasmine Newsome	87
2014-15	Ashia Jones	64
2015-16	Katie Schubert	57
2016-17	Emanye Robertson	59
2017-18	Emanye Robertson	70
2018-19	Emanye Robertson	83
2019-20	Brittnei Moore	55

## ASSIST/STEAL RECORDS

SINGLE-SEASON  
ASSISTS

Rk.	Ast.	Name	Year
1.	193	Jasmine Newsome	2011-12
2.	186	Jasmine Newsome	2012-13
3.	183	Jasmine Newsome	2013-14
4.	161	Tessa Fields	1997-98
5.	158	Emanye Robertson	2018-19
6.	154	Tessa Fields	1998-99
7.	149	Emanye Robertson	2017-18
8.	136	Katie Schubert	2015-16
	136	Heather Butler	2012-13
	136	Gwen Long	1986-87

CAREER  
ASSISTS

Rk.	Ast.	Name	Year
1.	691	Jasmine Newsome	2010-14
2.	514	Emanye Robertson	2015-19
3.	467	Heather Butler	2010-14
4.	458	Gwen Long	1985-88, 89-90
5.	394	Janice Epperson	1987-91
6.	380	Katie Schubert	2012-16
7.	315	Tessa Fields	1997-99
8.	313	Deenie Ware	1981-85
9.	304	Tara Tansil	1991-95
10.	278	Danielle Page	2001-05



**Jasmine Newsome** left UT Martin second in career points (2,566), first in assists (691), second in career three-pointers made (232) and steal (325).



**Emanye Robertson** left UT Martin ninth in career points (1,253), second in assists (514) and fourth in steals (250).

SINGLE-SEASON  
STEALS

Rk.	St.	Name	Year
1.	156	Gwen Long	1989-90
2.	113	Gwen Long	1986-87
3.	101	Jasmine Newsome	2012-13
4.	97	Tessa Fields	1997-98
5.	87	Jasmine Newsome	2013-14
6.	83	Emanye Robertson	2018-19
7.	80	Deenie Ware	1982-83
8.	78	Gwen Long	1985-86
9.	74	Tara Tansil	1991-92
10.	70	Emanye Robertson	2017-18
	70	Jasmine Newsome	2010-11
	70	Phyllisha Mitchell	2008-09
	70	Deenie Ware	1983-84

CAREER  
STEALS

Rk.	St.	Name	Year
1.	411	Gwen Long	1985-88, 89-90
2.	325	Jasmine Newsome	2010-14
3.	256	Tara Tansil	1991-95
4.	250	Emanye Robertson	2015-19
5.	221	Deenie Ware	1981-85
6.	184	Janice Epperson	1987-91
7.	182	Katie Schubert	2012-16
8.	178	Tracy Webb	1998-02
9.	173	Gina Warren	1990-94
10.	171	Tessa Fields	1997-99

# BLOCKS/MISC. RECORDS

## SINGLE-SEASON BLOCKS

Rk.	Blks	Name	Year
1.	87	Rickiesha Bryant	2012-13
2.	86	Chelsey Perry	2019-20
3.	81	Mary Kate Long	1986-87
4.	71	Chelsey Perry	2018-19
5.	51	Mary Kate Long	1988-89
6.	37	Chelsey Perry	2017-18
	37	Mary Kate Long	1987-88
	37	Chastity Bohannon	1998-99
9.	34	Rickiesha Bryant	2011-12
	34	Rickiesha Bryant	2010-11
	34	Mary Kate Long	1985-86

## CAREER BLOCKS

Rk.	Blks	Name	Year
1.	203	Mary Kate Long	1985-89
2.	195	Chelsey Perry	2017-20
3.	155	Rickiesha Bryant	2010-13
4.	93	Chastity Bohannon	1997-00
5.	90	Zabrina Harris	1996-00
6.	67	Melissa Dawson	1987-91
7.	63	Maddie Waldrop	2017-20
8.	52	Katie Schubert	2012-16
9.	49	Jasmine Newsome	2010-14
10.	48	Tracy Webb	1998-02



Rickiesha Bryant set the UT Martin single-season block record with 87 during her senior campaign in 2012-13. Her best performance came at Murray State where she tallied eight blocks.



Senior Chelsey Perry already ranks second in program history with 195 career blocks. After setting the program's block record for a freshman with 28 blocks, she posted the second-best single-season performance with 86 blocks in 2019-20.

## YEARLY GAMES STARTED LEADERS

Year	Player	Gm. Started	Year	Player	Gm. Started	Year	Player	Gm. Started
1982-83	Angela Reaves	28	1995-96	Davida Smith	26	2007-08	Phyllisha Mitchell	30
1983-84	Paula Polumbo	25		Tonya Smothers	26		Sarah Stinson	30
1984-85	Larissa Maciarz	24		Janelle Thornton	26	2008-09	Phyllisha Mitchell	29
1985-86	Mary Kate Long	27	1996-97	Zabrina Harris	23	2009-10	Alecia Weatherly	28
	Larissa Maciarz	27		Becky Crowe	23		Darnisha Lyles	28
1986-87	Lisa Winton	27		Christy Hicks	23		Cali Cupples	28
	Larissa Maciarz	27		Janelle Thornton	23	2010-11	Jasmine Newsome	32
	Gwen Long	27	1997-98	Nichole Lockridge	29		Jaclissa Haislip	32
	Mary Kate Long	27	1998-99	Tamika Brown	31	2011-12	Heather Butler	32
1987-88	Mary Kate Long	26		Chastity Bohannon	31		Jasmine Newsome	32
1988-89	Mary Kate Long	26	1999-00	Tamika Brown	28		Jaclissa Haislip	32
1989-90	Lawanta McKinnie	25	2000-01	Amy Watson	29	2012-13	Heather Butler	34
	Gwen Long	25		Tracy Webb	29		Jasmine Newsome	34
1990-91	Lawanta McKinnie	28		Christy Binkley	29	2013-14	Heather Butler	32
	Kristie Parrish	28		T. J. Barker	29		Jasmine Newsome	32
1991-92	Kellie McElhiney	27	2001-02	T. J. Barker	28	2014-15	Ashia Jones	33
	Tara Tansil	27	2002-03	Torre Thomas	29		Katie Schubert	33
	Gina Warren	27		Julie Young	29	2015-16	Katie Schubert	32
1992-93	Katina Jones	25	2003-04	Danielle Page	24		Chelsea Roberts	32
	Tonya Smothers	25		Tiffany Brundige	24	2016-17	Emanyne Robertson	31
	Tara Tansil	25		Julie Young	24	2017-18	Kendall Spray	33
	Gina Warren	25	2004-05	Andreika Jackson	28	2018-19	Emanyne Robertson	32
1993-94	Tara Tansil	26		Danielle Page	28	2019-20	Chelsey Perry	32
1994-95	Tara Tansil	27		Nicole Rivers	28			
	Davida Smith	27	2005-06	Andreika Jackson	27			
	Tonya Smothers	27		Deina Willingham	27			
	Christy Hicks	27		Keva Robinson	27			
	Julianne Coleman	27	2006-07	Kimberly Cox	31			

## YEARLY BLOCKS LEADERS

Year	Player	Blks
1981-82	Terri Burton	22
1985-86	Mary Kate Long	34
1986-87	Mary Kate Long	81
1993-94	Dawn Limbaugh	16
1994-95	Dawn Limbaugh	7
1995-96	Chanda Cordova	14
1996-97	Zabrina Harris	25
1997-98	Chastity Bohannon	23
1998-99	Chastity Bohannon	37
1999-00	Chastity Bohannon	33
2000-01	Tracy Webb	18
2001-02	LaShanta Morrow	71
2002-03	Julie Young	20
2003-04	Julie Young	12
2004-05	Jenny Lannom	10
2005-06	Keva Robinson	11
2006-07	Kimberly Cox	12
2007-08	Sarah Stinson	17
2008-09	Alishia Glover	21
2009-10	Darnisha Lyles	24
2010-11	Rickiesha Bryant	34
2011-12	Rickiesha Bryant	34
2012-13	Rickiesha Bryant	87
2013-14	Ashia Jones	30
2014-15	Monique Jackson	21
2015-16	Haley Howard	16
2016-17	Ansley Eubank/Breanna Boggs	13
2017-18	Chelsey Perry	37
2018-19	Chelsey Perry	71
2019-20	Chelsey Perry	86

## MISCELLANEOUS RECORDS

Most Consecutive Free Throws  
34, Jasmine Newsome (2011-12)

Consecutive Games With a Three-Pointer  
(Career)  
80, Heather Butler (2011-2013)  
\*NCAA Record

Consecutive Games With a Three-Pointer  
(Season)  
34, Heather Butler (2012-13)  
\*NCAA Record

Consecutive Games With Double Digit Points  
129, Heather Butler (2010-14)  
\*Ranks fifth in NCAA record book

Most Victories in a Season  
24 (2013-14)

Most Defeats in a Season  
27 (2008-09)

Longest Winning Streak  
15 (1972-73)

Longest Losing Streak  
17 (2008-09)

Most Consecutive Home Wins in a Season  
10 (2010-11)  
10 (2011-12)

Most Consecutive Home Wins  
18 (1/30/2010-12/7/2011)

Lowest Scoring Game  
UTM 9, Jackson State 5 (1970-71)



VS. RANKED OPPONENTS

1/22/76	at Kentucky (No. 19)	L, 63-56
2/12/79	at Tennessee (No. 6)	L, 124-60
3/2/79	at Tennessee (No. 8)	L, 96-51
2/16/80	Tennessee (No. 4)	L, 69-55
2/28/80	vs. Tennessee (No. 4)	L, 81-35
2/26/81	vs. Tennessee (No. 4)	L, 71-41
11/23/97	Tennessee (No. 1)	L, 73-32
11/19/99	Tennessee (No. 5)	L, 133-60
1/7/02	at North Carolina (No. 9)	L, 90-67
12/22/02	Vanderbilt (No. 4)	L, 101-77
12/3/03	at North Carolina (No. 2)	L, 101-63
12/2/04	at North Carolina (No. 4)	L, 96-36
1/2/05	at Georgia (No. 15)	L, 68-52
12/30/05	Georgia (No. 17)	L, 81-47
12/5/06	at Tennessee (No. 6)	L, 85-29
11/28/08	at Xavier (No. 25)	L, 73-41
12/30/10	at Kentucky (No. 11)	L, 68-47
3/19/11	at Duke (No. 6)	L, 90-45
11/20/11	at Purdue (No. 16)	L, 65-39
12/7/11	Vanderbilt (No. 23)	L, 99-84
12/28/11	at Louisville (No. 14)	L, 70-57
3/17/12	Tennessee (No. 9)	L, 72-49
11/17/12	vs. Baylor (No. 1)	L, 82-67
11/18/12	vs. Stanford (No. 4)	L, 92-68
11/26/12	vs. Louisville (No. 6)	L, 79-61
12/9/12	vs. Purdue (No. 14)	L, 68-60
3/24/13	vs. Notre Dame (No. 2)	L, 97-64
11/10/13	at Gonzaga (No. 25)	L, 91-54
12/28/13	at Florida State (No. 20)	L, 76-53
3/23/14	vs. North Carolina (No. 12)	L, 60-58
11/15/15	at Iowa (No. 23)	L, 62-56
11/11/16	vs. Louisville (No. 5)	L, 100-57
12/20/16	at DePaul (No. 22)	L, 100-68
12/5/17	at Louisville (No. 4)	L, 91-56
3/3/18	vs. Belmont (No. 22)	L, 63-56 (OT)
12/4/18	at Louisville (No. 4)	L, 102-62
11/11/19	at Mississippi State (No. 10)	L, 82-46
11/14/19	at Gonzaga (No. 23)	L, 78-55
12/19/19	vs. Louisville (No. 6)	L, 71-63 (2OT)
12/29/19	at Arkansas (No. 20)	L, 96-46
TOTAL vs. TOP 25		0-40

vs. No. 1	0-2
vs. No. 2	0-2
vs. No. 4	0-9
vs. No. 5	0-2
vs. No. 6	0-4
vs. No. 8	0-1
vs. No. 9	0-2
vs. No. 10	0-1
vs. No. 11	0-1
vs. No. 12	0-1
vs. No. 14	0-2
vs. No. 15	0-1
vs. No. 16	0-1
vs. No. 17	0-1
vs. No. 19	0-1
vs. No. 20	0-2
vs. No. 22	0-2
vs. No. 23	0-3
vs. No. 25	0-2

LARGEST MARGINS

LARGEST VICTORIES

Date	Opponent	Score	Margin
1976	Trevecca	108-37	71
12/29/18	Mississippi Valley State	110-51	59
1977	Milligan	98-40	58
3/4/20	vs. Murray State (OVCT)	88-33	55
3/7/14	vs. Eastern Kentucky	97-45	52
12/30/98	Arkansas-Pine Bluff	94-42	52
1976	Southeast Missouri	83-33	50
11/19/00	Lees-McRae	88-42	46
1971	Jackson State CC	69-24	45
11/26/82	Bethel	101-57	44

LARGEST DEFEATS

Date	Opponent	Score	Margin
11/19/99	No. 5 Tennessee	133-60	73
2/12/79	at No. 6 Tennessee	124-60	64
1977	vs. Memphis State	102-39	63
12/2/04	at No. 4 North Carolina	96-36	60
12/21/08	at Vanderbilt	86-29	57
12/5/06	at No. 6 Tennessee	85-29	56
12/14/08	at Missouri	74-23	51
12/29/19	at No. 20 Arkansas	96-46	50
11/24/01	vs. Louisiana State	95-47	48
1975	vs. Belmont	86-38	48

HIGHEST SCORING GAMES

Date	Opponent	Score	Total Pts.
1/2/12	at Tennessee State	W, 114-105	219
1/5/95	at Middle Tennessee	L, 105-96	201
11/16/13	Quinnipiac	W, 102-97	199
11/26/91	Austin Peay	L, 111-98	199
12/31/92	at East Tennessee State	L, 102-94	196
1/30/12	Tennessee State	W, 105-90	195
2/23/91	at Jacksonville State	L, 101-93	194
11/19/99	No. 5 Tennessee	L, 133-60	193
1978	vs. Union	L, 105-88	193
12/1/92	Bethel	W, 103-88	191
12/2/91	at Murray State	L, 102-89	191
1/18/85	Lambuth	W, 101-90	191

TOP-10 ATTENDANCES

Date	Opponent	Attendance
11/23/97	No. 1 Tennessee	6,834
12/21/02	UNC-Asheville	5,324
2/28/15	Murray State	4,228
12/14/16	Arkansas State	4,114
2/4/12	Murray State	4,020
11/19/18	Christian Brothers	4,017
2/22/14	Murray State	3,918
12/7/11	Vanderbilt	3,859
2/12/11	Tennessee Tech	3,496
12/9/12	Purdue	3,401

# MISCELLANEOUS RECORDS

## SEASON OPENING GAMES

Year	Opponent	Result
1969	vs. Murray State	W, 57-21
1/5/70	vs. Belmont	L, 75-53
12/6/71	vs. Murray State	W, 35-15
12/20/72	vs. Union	W, 81-46
12/5/73	vs. Murray State	W, 52-36
12/5/74	vs. Memphis	L, 66-63
12/16/75	vs. Murray State	L, 61-52
12/6/76	vs. Southern Missouri	W, 66-47
11/28/77	vs. Austin Peay	L, 60-57
11/21/78	vs. Memphis	L, 94-68
11/17/79	at Union	L, 95-73
11/20/80	Blue Mountain	W, 65-56
11/19/81	National College	W, 82-75
11/23/82	at Lambuth	W, 74-64
11/22/83	Lambuth	W, 103-74
11/17/84	at Bethel	W, 73-64
11/23/85	at Evansville	L, 77-76
11/21/86	Lambuth	W, 83-70
11/21/87	Lambuth	W, 74-72
11/23/88	Union	L, 96-73
11/17/89	Bethel	W, 87-79
11/17/90	Union	L, 86-84
11/23/91	at Christian Brothers	W, 84-79
12/1/92	Bethel	W, 103-88
11/29/93	Bethel	W, 78-65
11/29/94	at Saint Louis	W, 73-70
11/24/95	vs. Illinois-Chicago	L, 73-65
11/23/96	Martin Methodist	W, 72-61
11/23/97	No. 1 Tennessee	L, 73-32
11/13/98	Evansville	W, 74-71
11/19/99	at No. 5 Tennessee	L, 133-60
11/19/00	Lees-McRae	W, 88-42
11/17/01	Lees-McRae	W, 87-55
11/27/02	at Princeton	L, 92-74
11/21/03	at Arkansas-Little Rock	L, 68-56
11/19/04	at Evansville	L, 54-44
11/19/05	vs. LaSalle	L, 72-55
11/11/06	at Central Arkansas	W, 79-69
11/9/07	Lipscomb	W, 66-53
11/17/08	Texas Rio Grande Valley	L, 59-48
11/18/09	Belmont	L, 46-56
11/12/10	at Southern Illinois	W, 62-50
11/11/11	Belmont	W, 67-48
11/9/12	at Northwestern	L, 79-69
11/8/13	Georgia State	W, 84-80
11/14/14	Southern Illinois	L, 87-78
11/14/15	vs. North Dakota	W, 84-58
11/11/16	No. 5 Louisville	L, 100-57
11/10/17	at Southern Illinois	L, 84-72
11/6/18	vs. Samford	W, 89-68
11/6/19	at Saint Louis	L, 56-50
Overall		28-23

## ONE-POINT GAMES

Year	Opponent	Result
1969	vs. Middle Tennessee	W, 52-51
1971	vs. Miss. Univ. for Women	W, 47-46
1/28/84	UAB	W, 86-85
1/31/84	Union	L, 92-91
11/23/85	at Evansville	L, 77-76
12/20/86	at Miss. Univ. for Women	L, 65-64
1/17/87	West Georgia	L, 73-72
2/18/89	at Troy State	W, 72-71
2/9/90	at Troy State	L, 81-80
3/9/90	North Alabama	L, 80-79
2/13/91	Tennessee State	L, 73-72
12/14/97	at San Jose State	L, 61-60
2/26/00	at Middle Tennessee	L, 78-77
11/25/01	vs. Northwestern State	L, 59-58
12/9/01	at Murray State	L, 66-65
2/17/04	Murray State	L, 71-70
11/18/06	at Saint Louis	L, 66-65
11/22/06	Texas A&M-Corpus Christi	W, 69-68
3/2/07	vs. Murray State	L, 66-65
1/26/13	at SIU Edwardsville	L, 67-66
1/4/14	at Murray State	W, 88-87
11/19/14	Cincinnati	W, 62-61
2/7/15	SIUE	W, 69-68
2/25/17	Murray State	W, 83-82
2/24/18	at Southeast Missouri	W, 69-68
11/9/18	vs. Southern Illinois	W, 95-94
11/13/18	at IUPUI	L, 73-72
2/23/19	at Austin Peay	W, 59-58
Overall		13-16

## HOME OPENING GAMES

Year	Opponent	Result
1979	Murray State	L, 86-72
1980	Blue Mountain	W, 65-56
11/19/81	National College	W, 82-75
11/26/82	Bethel	W, 101-57
11/22/83	Lambuth	W, 103-74
11/20/84	Union	L, 74-69
12/3/85	Lambuth	W, 80-79
11/21/86	Lambuth	W, 83-70
11/21/87	Lambuth	W, 74-72
11/23/88	Union	L, 96-73
11/17/89	Bethel	W, 87-79
11/17/90	Union	L, 86-84
11/26/91	Austin Peay	L, 111-98
12/1/92	Bethel	W, 103-88
11/29/93	Bethel	W, 78-65
12/10/94	Bethel	W, 72-66
11/28/95	Bethel	W, 89-55
11/23/96	Martin Methodist	W, 72-61
11/23/97	No. 1 Tennessee	L, 73-32
11/13/98	Evansville	W, 7-71
11/21/99	Hampton	L, 81-74
11/19/00	Lees-McRae	W, 88-42
11/17/01	Lees-McRae	W, 87-55
12/4/02	Ohio	W, 75-66
11/22/03	Kentucky Wesleyan	W, 84-71
11/19/04	Evansville	L, 54-44
11/22/05	Kentucky Wesleyan	W, 75-63
11/22/06	Texas A&M-Corpus Christi	W, 69-68
11/9/07	Lipscomb	W, 66-53
11/17/08	Texas Rio Grande Valley	L, 59-48
11/18/09	Belmont	L, 46-56
12/19/10	Indiana State	W, 68-66
11/11/11	Belmont	W, 67-48
11/12/12	Arkansas State	W, 72-62
11/8/13	Georgia State	W, 84-80
11/14/14	Southern Illinois	L, 87-78
11/18/15	Arkansas State	L, 76-74
11/11/16	No. 5 Louisville	L, 100-57
11/13/17	Alabama Huntsville	W, 104-73
11/6/18	Samford	W, 89-68
11/21/19	Samford	W, 80-75 (OT)
Overall		29-12

## OVERTIME GAMES

Year	Opponent	Result
3/2/73	vs. Tennessee	L, 59-57
3/3/73	vs. Tennessee	L, 61-57
12/20/86	at Miss. Univ. for Women	L, 65-64
2/6/88	West Alabama	W, 86-80
1/12/89	North Alabama	W, 72-70
2/25/89	Miss. Univ. for Women	L, 84-82
1/6/90	Jacksonville State	L, 85-80
1/18/90	at North Alabama	L, 88-76
2/3/90	at Jacksonville State	L, 85-77
2/5/92	at Austin Peay	L, 83-81
1/13/95	Saint Louis	W, 78-76
2/4/95	at Austin Peay	L, 87-84
2/6/95	at Tennessee Tech	L, 83-76
1/2/96	Saint Louis	L, 90-76
2/24/96	Austin Peay	L, 75-69
2/17/00	Morehead State	W, 92-83
1/22/01	Ball State	W, 75-70
12/18/01	at Ohio	L, 97-87
1/10/02	at Austin Peay	W, 81-76
2/23/02	Eastern Kentucky	W, 82-78
12/21/02	UNC Asheville	W, 85-78
12/18/03	Arkansas-Little Rock	W, 72-69
1/6/04	at Saint Louis	L, 85-82
1/29/04	Morehead State	L, 90-86
2/28/04	Southeast Missouri	W, 78-75
1/15/05	at Samford	W, 75-72
1/18/05	Murray State	W, 75-72
1/19/06	at Austin Peay	L, 62-59
11/20/06	Dayton	W, 53-52
12/30/06	at Georgia State	L, 58-50
3/2/07	vs. Murray State	L, 66-65
2/2/08	at Southeast Missouri	L, 58-51
2/17/11	at Eastern Illinois	W, 80-78
12/10/11	at Central Arkansas	L, 69-65
2/11/12	Eastern Illinois	W, 94-86
12/16/12	Indiana State	L, 73-71
12/18/12	Southern Miss	W, 87-80
1/26/13	at SIU Edwardsville	L, 67-66
3/9/13	vs. Tennessee Tech	W, 87-80
11/16/13	Quinnipiac	W, 102-97
3/7/15	vs. Tennessee State	L, 64-60
1/7/17	at Tennessee State	L, 85-80

1/18/17	at Eastern Illinois	L, 80-70
1/21/17	SIUE	L, 70-68
12/2/17	at Chattanooga	L, 87-82
1/13/18	Morehead State	L, 81-76
1/25/18	at Jacksonville State	W, 61-57
3/3/18	vs. No. 22 Belmont	L, 63-56
11/17/18	vs. Arkansas State	W, 97-91
2/28/19	vs. Belmont	W, 71-68
11/21/19	Samford	W, 80-75
12/19/19	No. 6 Louisville	L, 71-63 (2OT)
Overall		21-30

## 100-POINT GAMES

Year	Opponent	Result
1975	vs. Union	L, 106-70
1976	vs. Union	L, 105-71
1976	vs. Union	L, 101-70
1976	vs. Trevecca	W, 108-37
1977	vs. Memphis	L, 102-39
1978	vs. Union	L, 105-88
1978	vs. Tennessee Tech	L, 100-61
2/12/79	at No. 6 Tennessee	L, 124-60
11/23/81	at Memphis	L, 100-58
2/4/82	Murray State	L, 106-80
11/26/82	Bethel	W, 101-57
1/17/83	at Freed-Hardeman	W, 107-78
11/22/83	Lambuth	W, 103-74
1/18/84	Lambuth	W, 101-90
12/14/84	at Murray State	L, 110-80
1/5/85	Austin Peay	L, 101-55
2/4/85	at Austin Peay	L, 103-61
2/23/85	at Delta State	L, 105-69
2/25/85	at Mississippi College	L, 101-79
2/10/90	Delta State	L, 104-81
2/24/90	Troy State	W, 100-75
2/23/91	at Jacksonville State	L, 101-93
11/26/91	Austin Peay	L, 111-98
1/20/92	at Troy State	L, 101-66
12/1/92	Bethel	W, 103-88
2/23/92	at Middle Tennessee	L, 110-66
12/31/92	at East Tennessee State	L, 102-94
1/16/93	Tennessee Tech	L, 101-59
2/18/93	at Memphis	L, 101-89
12/20/93	Indiana	L, 101-71
1/5/95	at Middle Tennessee	L, 105-96
2/23/99	Eastern Kentucky	W, 102-87
11/19/99	No. 5 Tennessee	L, 133-60
11/20/00	Bethel	W, 102-67
3/2/01	vs. Tennessee Tech	L, 100-70
12/22/02	No. 4 Vanderbilt	L, 101-77
12/3/03	at No. 2 North Carolina	L, 101-63
1/2/12	at Tennessee State	W, 114-105
1/30/12	Tennessee State	W, 105-90
3/2/12	Murray State	W, 102-77
11/16/13	Quinnipiac	W, 102-97
1/13/14	Southeast Missouri	W, 100-73
1/20/14	Tennessee Tech	W, 102-78
1/25/14	SIUE	W, 111-72
1/27/14	Eastern Illinois	W, 103-84
2/15/14	at Southeast Missouri	W, 102-70
2/17/14	Tennessee State	W, 104-64
3/1/14	Austin Peay	W, 116-85
11/11/16	No. 5 Louisville	L, 100-57
12/20/16	at No. 22 DePaul	L, 100-68
11/13/17	Alabama Huntsville	W, 104-73
2/1/18	Austin Peay	W, 100-66
11/19/18	Christian Brothers	W, 108-82
12/4/18	at No. 4 Louisville	L, 102-62
12/19/18	Alabama Huntsville	W, 100-69
12/29/18	Mississippi Valley State	W, 110-51
2/2/19	at Belmont	L, 100-86
Overall		24-32



# RECORD BOOK AT A GLANCE

## TEAM GAME RECORDS

### Most Points

116 vs. Austin Peay (3/1/14)

### Most Field Goals Made

50 vs. Trevecca (1976-77)

### Most Field Goals Attempted

97, 36 made, vs. Jacksonville State (1/6/90)

### Most 3-Point Field Goals Made

18, of 43, at Southern Miss (11/16/11)

18, of 35, vs. North Dakota (11/14/16)

### Most 3-Point Field Goals Attempted

47, 17 made, at Morehead State (1/7/16)

### Most Free Throws Made

39, of 55, vs. Troy State (1/13/86)

### Most Free Throws Attempted:

55, 39 made, vs. Troy State (1/13/86)

55, 37 made, at Eastern Kentucky (12/3/98)

### Most Rebounds

63 vs. Bethel (12/7/91)

### Most Assists

31 vs. Morehead State (1/10/15)

### Most Blocks

12 vs. Mississippi Valley State (12/29/18)

12 vs. SIU Edwardsville (2/9/13)

### Most Forced Turnovers

36 at Southern Illinois (12/23/13)

### Most Steals

28 vs. Bethel (12/14/90)

## INDIVIDUAL GAME RECORDS

### Most Points:

44, Ashia Jones at Murray State (1/31/15)

44, Heather Butler vs. Austin Peay (3/1/14)

44, Heather Butler at Eastern Kentucky (2/3/14)

44, Jasmine Newsome vs. Quinnipiac (11/16/13)

### Most Field Goals Made

18, Angela Reaves vs. Delta State (1982-83)

### Most Field Goals Attempted

34, Heather Butler vs. Baylor (11/17/12)

### Best Field Goal Percentage

12-12, Chastity Bohannon vs. Tennessee St (2/24/98)

10-10, Andreika Jackson vs. Eastern Illinois (2/11/06)

### Most 3-Point Field Goals Made

11-of-18, Kendall Spray vs. Rhodes (12/7/17)

### Most 3-Point Field Goals Attempted

18, 11 made, Kendall Spray vs. Rhodes (12/7/17)

### Most Free Throws Made

16, Jasmine Newsome vs. Quinnipiac (11/16/13)

16, Jasmine Newsome at Tennessee St (1/2/12)

16, Tessa Fields vs Evansville (11/13/98)

### Most Free Throws Attempted

20, Jasmine Newsome at Tennessee St (1/2/12)

### Most Rebounds

27, Mary Kate Long vs. West Georgia (1/17/87)

### Most Assists

14, Jasmine Newsome vs. Austin Peay (3/1/14)

### Most Blocks

8, Chelsey Perry vs. IUPUI (11/25/19)

8, Rickiesha Bryant vs. Murray State (2/23/13)

8, Mary Kate Long vs. Lambuth (11/21/86)

### Most Steals

11, Ashia Jones at Miami (Ohio) (12/15/14)

## INDIVIDUAL SEASON RECORDS

### Most Points

772, Ashia Jones (2014-15)

### Most Field Goals Made

287 of 548, Ashia Jones (2014-15)

### Most Field Goals Attempted

704, 264 made, Heather Butler (2012-13)

### Best Field Goal Percentage

64.3, (128-199), Rickiesha Bryant (2012-13)

### Most 3-Point Field Goals Made

125 of 294, Kendall Spray (2017-18)

### Most 3-Point Field Goals Attempted

319, 105 made, Heather Butler (2012-13)

### Most Free Throws Made

198 of 261, Ashia Jones (2014-15)

### Most Free Throws Attempted

261, 198 made, Ashia Jones (2014-15)

### Most Rebounds

372, Phyllisha Mitchell (2005-09)

### Most Assists

193, Jasmine Newsome (2011-12)

### Most Blocks

87, Rickiesha Bryant (2012-13)

### Most Steals

156, Gwen Long (1989-90)

## INDIVIDUAL CAREER RECORDS

### Most Points

2,865, Heather Butler (2010-14)

### Most Field Goals Made

958 of 2,417, Heather Butler (2010-14)

### Most Field Goals Attempted

2,417, 958 made, Heather Butler (2010-14)

### Best Field Goal Percentage

53.2, (747-of-1,404), Mary Kate Long (1985-89)

### Most 3-Point Field Goals Made

392 of 1074, Heather Butler (2010-14)

### Most 3-Point Field Goals Attempted

1074, 392 made, Heather Butler (2010-14)

### Most Free Throws Made

620 of 759, Jasmine Newsome (2010-14)

### Most Free Throws Attempted

759, 620 made, Jasmine Newsome (2010-14)

759, 564 made, Tara Tansil (1991-94)

### Most Rebounds

1,318, Mary Kate Long (1985-89)

### Most Assists

691, Jasmine Newsome (2010-14)

### Most Blocks

203, Mary Kate Long (1985-89)

### Most Steals

411, Gwen Long (1985-88, 1989-90)

Team	Record	First Meeting	Last Meeting	Team	Record	First Meeting	Last Meeting	Team	Record	First Meeting	Last Meeting
Air Force	1-0	2010-11	2010-11	Iowa State	0-1	2007-08	2007-08	Rhode Island	0-1	2004-05	2004-05
Alabama	2-1	2013-14	2015-16	Purdue Fort Wayne	2-0	2005-06	2006-07	Rhodes College	1-0	2017-18	2017-18
Alabama-Huntsville	8-0	1978-79	2018-19	IUPUI	1-1	2018-19	2019-20	Rice	0-1	2008-09	2008-09
Angelo State	1-0	1985-86	1985-86	Jackson Independents	2-0	1972-73	1972-73	Rust College	1-1	1984-85	1984-85
Appalachian State	0-1	1992-93	1992-93	Jacksonville State	21-17	1982-83	2019-20	Saint Louis	7-4	1995-96	2019-20
Arizona	0-1	2014-15	2014-15	Jackson State CC	9-0	1969-70	1974-75	Saint Mary's	0-1	2017-18	2017-18
Arkansas	0-1	2019-20	2019-20	Kansas	0-1	1998-99	1998-99	Samford	11-6	1997-98	2019-20
Arkansas-Little Rock	3-1	1978-79	2004-05	Kentucky	1-6	1972-73	2010-11	San Diego State	1-0	2003-04	2003-04
Arkansas-Pine Bluff	1-0	1998-99	1998-99	Kentucky Wesleyan	4-0	1984-85	2005-06	San Jose State	0-1	1997-98	1997-98
Arkansas State	8-5	1980-81	2018-19	Lamar	0-1	2009-10	2009-10	Siena	0-1	2004-05	2004-05
Auburn	0-1	1998-99	1998-99	Lambuth	28-16	1970-71	1990-91	SIUE	19-8	1986-87	2019-20
Austin Peay	45-46	1970-71	2019-20	Lane College	1-0	1981-82	1981-82	South Alabama	1-0	1983-84	1983-84
Ball State	0-1	2002-03	2002-03	La Salle	0-1	2005-06	2005-06	Southeast Missouri	39-36	1976-77	2019-20
Baylor	0-1	2012-13	2012-13	Lees-McRae	2-0	2000-01	2001-02	Southern Illinois	11-10	1972-73	2019-20
Belmont	13-24	1969-70	2019-20	Liberty	1-0	1998-99	1998-99	Southern Miss	2-1	1999-00	2012-13
Berry College (Ga.)	0-1	1983-84	1983-84	Lincoln Memorial	2-0	1991-92	1991-92	Southern Missouri	1-0	1976-77	1976-77
Bethel	15-0	1980-81	1995-96	Lipscomb	5-1	1990-91	2019-20	South Florida	0-1	2005-06	2005-06
Birmingham-Southern	1-1	2002-03	2006-07	Long Beach State	1-1	1971-72	1999-00	Southwestern	1-0	1972-73	1972-73
Blue Mountain (Miss.)	7-0	1978-79	1989-90	Louisiana-Monroe	1-0	2000-01	2000-01	Southwestern Missouri	1-0	1972-73	1972-73
Bowling Green	0-1	2007-08	2007-08	Louisiana State	0-1	2001-02	2001-02	Stanford	0-1	2012-13	2012-13
Bridgewater	1-0	1971-72	1971-72	Louisville	0-9	2010-11	2019-20	Stephen F. Austin	0-1	1974-75	1974-75
Buffalo	0-1	1994-95	1994-95	Loyola	0-1	2002-03	2002-03	Stetson	1-1	1993-94	1993-94
Cal Poly-San Luis Obispo	1-0	1997-98	1997-98	Marshall	0-1	2009-10	2009-10	St. Joseph's	0-1	1992-93	1992-93
Central Arkansas	3-1	2006-07	2012-13	Martin Methodist	2-0	1995-96	1996-97	Tennessee	3-14	1969-70	2011-12
Central Missouri	0-2	1974-75	1976-77	Memphis	9-26	1969-70	2011-12	Tennessee State	36-28	1979-80	2019-20
Charleston Southern	1-1	1995-96	1998-99	Miami (Fla.)	1-0	1982-83	1982-83	Tennessee Tech	26-47	1969-70	2019-20
Chattanooga	3-13	1972-73	2019-20	Miami (Ohio)	2-0	2014-15	2015-16	Texas A&M-Corpus Christi	1-1	2006-07	2007-08
Christian Brothers	4-3	1980-81	2018-19	Middle Tennessee	7-31	1969-70	2001-02	Texas-Rio Grande Valley	0-2	2007-08	2008-09
Cincinnati	2-1	1997-98	2015-16	Milligan	1-0	1977-78	1977-78	Texas-San Antonio	0-1	2004-05	2004-05
Colorado	0-1	2010-11	2010-11	Mississippi College	4-3	1972-73	1990-91	Texas Southern	1-0	1994-95	1994-95
Colorado State	0-1	2004-05	2004-05	Mississippi State	0-6	1980-81	2019-20	Trevecca	1-0	1976-77	1976-77
Cornell	0-1	2002-03	2002-03	Mississippi for Women	10-6	1971-72	1991-92	Troy State	10-6	1981-82	1991-92
Cumberland (Tenn.)	1-0	1983-84	1983-84	Mississippi Valley State	3-0	2002-03	2018-19	UAB	1-5	1982-83	2012-13
Davis-Elkins	1-0	1981-82	1981-82	Missouri	0-6	2008-09	2016-17	UNC-Asheville	1-1	2002-03	2003-04
Dayton	1-2	2005-06	2014-15	Missouri Rolla	0-1	1988-89	1988-89	UNC-Greensboro	1-0	1971-72	1971-72
Delta State	1-17	1982-83	1990-91	Missouri-St. Louis	1-0	1980-81	1980-81	UNC-Wilmington	0-1	2000-01	2000-01
DePaul	0-1	2016-17	2016-17	Missouri Western	1-0	1987-88	1987-88	Union University	9-34	1972-73	1991-92
Denver	0-1	2004-05	2004-05	Morehead State	25-28	1992-93	2019-20	UNLV	0-1	2001-02	2001-02
Duke	0-1	2010-11	2010-11	Murray State	56-35	1969-70	2019-20	Valdosta State	4-7	1985-86	1990-91
Dyersburg State CC	3-0	1974-75	1974-75	National College	1-0	1981-82	1981-82	Vanderbilt	1-12	1979-80	2016-17
East Tennessee State	4-7	1972-73	1993-94	Nebraska	0-1	2004-05	2004-05	Virginia Tech	0-1	2002-03	2002-03
East Texas State	1-0	1991-92	1991-92	New Hampshire	0-1	2007-08	2007-08	West Alabama	6-10	1980-81	1991-92
Eastern Kentucky	25-31	1973-74	2019-20	New Orleans	1-0	1977-78	1977-78	Western Carolina	2-0	2016-17	2017-18
Eastern Illinois	35-20	1973-74	2019-20	Nicholls State	2-0	1995-96	1999-00	Western Illinois	2-0	1976-77	1982-83
Eastern Washington	0-1	2017-18	2017-18	North Alabama	4-13	1978-79	1991-92	Western Kentucky	0-4	1976-77	1980-81
Evansville	8-7	1985-86	2015-16	North Carolina	0-4	2001-02	2013-14	West Georgia	6-7	1982-83	1990-91
Florida State	0-1	2013-14	2013-14	North Carolina A&T	1-1	2016-17	2017-18	West Virginia	1-1	1983-84	2000-01
Freed-Hardeman	1-0	1982-83	1982-83	Northern Iowa	0-1	2001-02	2001-02	Winthrop	1-1	2008-09	2013-14
Georgia	0-2	2004-05	2005-06	Northern Kentucky	1-1	1981-82	2013-14	Wisconsin	0-1	1992-93	1992-93
Georgia State	2-4	1983-84	2013-14	Northwestern	0-4	2012-13	2018-19	Xavier	0-1	2008-09	2008-09
Gonzaga	0-2	2013-14	2019-20	Northwestern State	1-1	2001-02	2008-09	Youngstown State	0-1	1996-97	1996-97
Hampton	0-3	1999-00	2007-08	Notre Dame	0-1	2012-13	2012-13				
Hawai'i	0-1	2012-13	2012-13	Ohio	1-2	2001-02	2016-17				
Hiwassee JC	1-0	1969-70	1969-70	Ohio State	0-2	1999-00	2013-14				
Houston Baptist	1-1	2008-09	2009-10	Ole Miss	1-1	1998-99	2014-15				
Illinois	0-2	2013-14	2015-16	Oral Roberts	3-2	1993-94	2016-17				
Illinois-Chicago	0-1	1995-96	1995-96	Pepperdine	0-1	2014-15	2014-15				
Illinois State	3-2	1974-75	2019-20	Princeton	0-1	2002-03	2002-03				
Indiana	0-4	1993-94	2017-18	Purdue	0-3	2011-12	2017-18				
Indianapolis	0-1	1987-88	1987-88	Quincy College	1-0	1988-89	1988-89				
Indiana State	2-5	1973-74	2012-13	Quinnipiac	1-0	2013-14	2013-14				



# ALL-TIME SERIES RESULTS

AIR FORCE (UTM leads 2-0)		
H: 1-0	A: 1-0	N: 0-0
Date	H/A/N	Result
11/23/10	A	W, 91-87
11/13/11	H	W, 84-60

ALABAMA (UTM leads 2-1)		
H: 1-0	A: 1-1	N: 0-0
Date	H/A/N	Result
12/4/13	A	W, 75-57
12/4/14	A	L, 68-55
12/2/15	H	W, 83-65

ALABAMA-HUNTSVILLE (UTM leads 8-0)		
H: 7-0	A: 1-0	N: 0-0
Date	H/A/N	Result
12/16/78	H	W, 73-63
12/8/79	H	W, 84-55
12/12/80	H	W, 71-58
12/19/86	A	W, 64-62
1/12/87	H	W, 87-66
2/19/87	H	W, 79-62
11/13/17	H	W, 104-73
12/19/18	H	W, 100-69

ANGELO STATE (UTM leads 1-0)		
H: 0-0	A: 1-0	N: 0-0
Date	H/A/N	Result
12/7/85	A	W, 81-60

APPALACHIAN STATE (ASU leads 1-0)		
H: 0-0	A: 0-1	N: 0-0
Date	H/A/N	Result
1/2/93	A	L, 94-67

ARIZONA (AZ leads 1-0)		
H: 0-0	A: 0-1	N: 0-0
Date	H/A/N	Result
12/29/14	A	L, 61-56

ARKANSAS-LITTLE ROCK (UTM leads 3-1)		
H: 3-0	A: 0-1	N: 0-0
Date	H/A/N	Result
12/15/78	H	W, 58-52
12/7/87	H	W, 75-58
11/21/03	A	L, 68-56
12/18/03	H	W, 72-69 (OT)

ARKANSAS (Arkansas leads 1-0)		
H: 0-0	A: 0-1	N: 0-0
Date	H/A/N	Result
No. 20 12/29/19	A	L, 96-46

ARKANSAS-PINE BLUFF (UTM leads 1-0)		
H: 1-0	A: 0-0	N: 0-0
Date	H/A/N	Result
12/30/98	H	W, 94-42

ARKANSAS STATE (UTM leads series 8-6)		
H: 6-1	A: 2-4	N: 0-1
Date	H/A/N	Result
1980	N	L, 66-46
1/8/83	H	W, 81-57
2/28/83	A	W, 89-80
11/28/83	A	L, 79-77
1/6/84	H	W, 74-71
1/12/85	A	L, 95-83
2/11/85	H	W, 72-62
1/10/12	A	L, 83-68
11/12/12	H	W, 72-62
11/19/13	A	W, 75-66
11/18/15	H	L, 76-74
12/14/16	H	W, 68-63
11/21/17	A	L, 84-73
11/17/18	H	W, 97-91 (OT)

AUBURN (AU leads 1-0)		
H: 0-0	A: 0-1	N: 0-0
Date	H/A/N	Result
11/28/98	A	L, 81-46

AUSTIN PEAY (APSU leads 46-45)		
H: 24-18	A: 19-24	N: 2-4
Date	H/A/N	Result
1/23/70	A	W, 49-36
1/30/70	H	W, 51-37
2/3/72	H	W, 54-38
1/19/73	H	W, 57-42
2/7/73	A	W, 44-32
1/9/74	H	L, 65-52
1/23/74	A	L, 53-36
2/15/74	N	L, 65-55
1/21/76	N	W, 88-53
2/4/76	A	W, 63-50
2/11/76	H	W, 60-44
11/28/78	A	L, 60-57
2/13/78	A	L, 66-61
11/28/78	H	W, 74-67
12/9/78	A	L, 80-65
12/17/79	N	L, 89-52
12/8/79	H	W, 59-52
1/8/80	A	L, 75-61
12/14/80	H	L, 70-67
1/31/81	H	L, 60-55
2/7/81	A	L, 68-61
2/7/81	A	W, 54-53
11/28/81	A	W, 74-68
12/10/81	A	W, 73-53
1/6/82	H	L, 69-62
2/28/82	N	L, 74-61
12/11/82	H	W, 82-68
2/10/83	A	W, 76-74
12/3/83	A	L, 88-62
2/28/84	H	L, 94-87
1/5/85	H	L, 101-55
2/4/85	A	L, 103-61
11/26/91	H	L, 111-98
2/5/92	A	L, 83-81 (OT)
1/23/93	A	W, 95-90
2/13/93	H	L, 65-55
2/5/94	H	L, 73-65
2/16/94	A	W, 73-70
2/4/95	A	L, 87-84 (OT)
2/16/95	H	W, 76-65
1/29/96	A	L, 87-74
2/24/96	H	L, 75-69 (OT)
1/13/97	H	L, 78-60
2/8/97	A	L, 69-57
1/24/98	A	W, 85-64
2/21/98	H	W, 69-48
1/21/99	H	W, 70-49
2/18/99	A	W, 74-58
12/4/99	A	W, 84-80
2/8/00	H	W, 53-48
2/29/00	H	L, 90-60
1/15/01	H	L, 69-66
2/22/01	A	L, 86-83
1/10/02	A	W, 81-76 (OT)
1/31/02	H	L, 72-60
1/13/03	H	L, 85-71
1/30/03	A	L, 81-58
3/7/03	N	L, 73-58
2/12/04	A	L, 71-63
2/10/05	H	W, 64-58
1/2/06	H	L, 61-49
1/19/06	A	L, 62-59 (OT)
1/2/07	A	L, 57-55
1/18/07	H	W, 64-54
1/17/08	A	L, 58-52
2/23/08	H	L, 55-48
1/8/09	H	L, 71-55
2/3/09	A	L, 77-54
1/7/10	A	L, 63-45
2/4/10	H	W, 79-70
1/6/11	H	W, 78-54
2/3/11	A	L, 69-61
2/1/12	A	W, 88-83
2/23/12	H	W, 86-62
1/7/13	H	W, 84-57
3/2/13	A	W, 81-64
1/6/14	A	W, 95-81
3/1/14	H	W, 116-85
2/4/15	A	W, 71-61
2/14/15	H	W, 91-63
2/3/16	H	W, 75-51
2/13/16	A	L, 80-70
1/25/17	H	W, 83-80
2/22/17	A	L, 85-60
3/2/17	N	W, 59-43
1/3/18	A	L, 69-62
2/1/18	H	W, 100-66

1/12/19	H	W, 74-67
2/23/19	A	W, 59-58
1/4/20	A	W, 69-61
1/18/20	H	W, 65-61

BALL STATE (BU leads 1-0)		
H: 0-0	A: 0-0	N: 0-1
Date	H/A/N	Result
11/30/02	N	L, 98-61

BAYLOR (BU leads 1-0)		
H: 0-0	A: 0-0	N: 0-1
Date	H/A/N	Result
No. 1 11/17/12	N	L, 82-67

BELMONT (BU leads 24-13)		
H: 7-8	A: 4-9	N: 2-7
Date	H/A/N	Result
1969	H	L, 66-47
1/5/71	A	L, 75-33
2/6/71	A	W, 51-45
2/10/71	N	L, 60-33
12/15/73	H	L, 60-59
1/26/74	N	L, 65-45
2/18/74	H	L, 71-44
12/4/74	N	L, 73-52
2/4/75	N	L, 88-59
1/27/76	A	L, 86-38
2/7/76	H	L, 58-48
2/8/77	A	L, 84-52
2/29/77	H	L, 76-71
1/26/79	H	W, 70-69
2/6/79	A	W, 79-78
12/16/96	H	L, 61-57
11/26/97	A	L, 84-80
1/22/01	H	W, 75-70 (OT)
2/1/01	A	L, 76-66
12/17/08	A	L, 72-48
11/18/09	H	L, 56-46
11/17/10	A	W, 73-52
11/11/11	H	W, 67-48
1/12/13	A	L, 58-56
1/11/14	H	W, 82-53
3/8/14	N	W, 78-66
1/3/15	A	W, 85-68
3/6/15	N	W, 71-65
2/15/16	H	W, 81-79
1/5/17	A	L, 71-61
3/3/17	N	L, 83-62
12/30/17	H	L, 65-63
No. 22 3/3/18	A	L, 63-56 (OT)
2/2/19	N	L, 100-86
2/28/19	H	W, 71-68 (OT)
3/9/19	N	L, 59-53
1/11/20	H	W, 74-57

BERRY COLLEGE (BC leads 1-0)		
H: 0-0	A: 0-0	N: 0-1
Date	H/A/N	Result
2/2/84	N	L, 80-69

BETHEL (UTM leads 15-0)		
H: 12-0	A: 3-0	N: 0-0
Date	H/A/N	Result
1980	H	W, 86-55
1/12/82	H	W, 82-49
11/26/82	H	W, 101-57
11/17/84	A	W, 73-64
12/12/84	H	W, 79-57
11/17/89	H	W, 87-79
12/16/89	A	W, 85-55
12/14/90	H	W, 79-48
1/9/91	A	W, 91-82
12/7/91	H	W, 90-64
12/1/92	H	W, 103-88
11/29/93	H	W, 78-65
12/10/94	H	W, 72-66
11/28/95	H	W, 89-55
11/20/00	H	W, 102-67

BIRMINGHAM-SOUTHERN (Series Tied 1-1)		
H: 0-0	A: 0-0	N: 1-1
Date	H/A/N	Result
12/6/02	N	L, 69-67
12/29/06	N	W, 74-57

BLUE MOUNTAIN (UTM leads 7-0)		
H: 4-0	A: 2-0	N: 1-0
Date	H/A/N	Result
1978	H	W, 78-73
1979	H	W, 74-66
1979	A	W, 71-64
1980	H	W, 65-56
1980	N	W, 50-40
1/30/82	H	W, 83-66
11/30/89	A	W, 79-64

BOWLING GREEN (BG leads 1-0)		
H: 0-0	A: 0-0	N: 0-1
Date	H/A/N	Result
12/30/07	N	L, 78-36

BRIDGEWATER (UTM leads 1-0)		
H: 0-0	A: 0-0	N: 1-0
Date	H/A/N	Result
1971	N	W, 52-46

BUFFALO (Buffalo leads 1-0)		
H: 0-0	A: 0-1	N: 0-0
Date	H/A/N	Result
12/3/94	A	L, 92-76

CAL POLY-SAN LUIS OPSIPO (UTM leads 1-0)		
H: 0-0	A: 1-0	N: 0-0
Date	H/A/N	Result
12/16/97	A	W, 91-76

CENTRAL ARKANSAS (UTM leads 3-1)		
H: 2-0	A: 1-1	N: 0-0
Date	H/A/N	Result
11/11/06	A	W, 79-69
11/13/07	H	W, 78-65
12/10/11	A	L, 69-65 (OT)
12/1/12	H	W, 72-48

CENTRAL MISSOURI (CM leads 2-0)		
H: 0-0	A: 0-0	N: 0-2
Date	H/A/N	Result
1974	N	L, 69-62
1976	N	L, 74-64

CHARLESTON SOUTHERN (Series Tied 1-1)		
H: 0-0	A: 0-0	N: 1-1
Date	H/A/N	Result
12/20/95	N	L, 74-70
11/27/98	N	W, 85-57

CHATTANOOGA (UTC leads 12-4)		
H: 1-5	A: 1-6	N: 2-1
Date	H/A/N	Result
1972	N	W, 62-47
02/14/75	N	L, 75-61
12/12/75	A	L, 97-61
02/26/77	H	L, 94-75
02/18/78	H	L, 69-68
01/02/80	A	L, 86-71
01/19/81	H	L, 91-74
02/17/82	H	L, 93-89
02/02/84	A	L, 79-51
12/19/97	N	W, 64-49
12/13/14	H	L, 65-54
11/28/15	A	L, 61-46
12/3/16	H	L, 80-60
12/2/17	A	L, 87-82 (OT)
11/28/18	A	W, 81-79
12/8/19	H	W, 78-51

CHRISTIAN BROTHERS (UTM leads 4-3)		
H: 3-1	A: 1-2	N: 0-0
Date	H/A/N	Result
1980	A	L, 58-47
1/20/82	H	L, 70-66
12/10/85	H	W, 83-77
1/23/86	A	L, 75-65
11/23/91	A	W, 84-79
12/3/91	H	W, 73-67
11/19/18	H	W, 108-82

**CINCINNATI**  
(UTM leads 2-1)

H: 1-0	A: 0-0	N: 0-0
Date	H/A/N	Result
12/20/97	A	L, 76-59
11/19/14	H	W, 62-61
12/18/15	A	W, 63-57

**COLORADO**  
(Colorado leads 1-0)

H: 0-0	A: 0-1	N: 0-0
Date	H/A/N	Result
11/21/10	A	L, 78-67

**COLORADO STATE**  
(CSU leads 1-0)

H: 0-0	A: 0-1	N: 0-0
Date	H/A/N	Result
12/21/04	A	L, 95-49

**CORNELL**

(Cornell leads 1-0)

H: 0-0	A: 0-0	N: 1-0
Date	H/A/N	Result
12/1/02	N	L, 71-66

**CUMBERLAND (TENN.)**

(UTM leads 1-0)

H: 1-0	A: 0-0	N: 0-0
Date	H/A/N	Result
2/14/84	H	W, 86-70

**DAVIS-ELKINS**

(UTM leads 1-0)

H: 0-0	A: 0-0	N: 1-0
Date	H/A/N	Result
12/18/81	N	W, 82-67

**DAYTON**

(Dayton leads series 2-1)

H: 1-0	A: 0-1	N: 0-1
Date	H/A/N	Result
12/20/05	A	L, 76-62
11/30/06	H	W, 53-52 (OT)
11/21/14	N	L, 78-47

**DELTA STATE**

(DSU leads 17-1)

H: 1-8	A: 0-9	N: 0-0
Date	H/A/N	Result
2/19/83	H	W, 88-84
3/4/83	A	L, 96-70
1/21/84	H	L, 81-69
2/18/84	H	L, 95-65
2/23/85	A	L, 105-69
1/25/86	A	L, 97-76
2/8/86	H	L, 95-83
2/26/86	A	L, 78-68
1/19/87	H	L, 67-59
2/2/87	A	L, 87-51
2/4/88	A	L, 84-61
2/8/88	H	L, 78-58
1/7/89	H	L, 75-66
2/4/89	A	L, 87-52
1/13/90	A	L, 81-77
2/10/90	H	L, 104-81
12/20/90	A	L, 90-59
2/28/91	H	L, 84-71

**DENVER**

(Denver leads 1-0)

H: 0-0	A: 0-1	N: 0-0
Date	H/A/N	Result
12/18/04	A	L, 64-41

**DEPAUL**

(DePaul leads 1-0)

H: 0-0	A: 0-1	N: 0-0
Date	H/A/N	Result
No. 22 12/20/16	A	L, 100-68

**DUKE**

(Duke leads 1-0)

H: 0-0	A: 0-0	N: 0-1
Date	H/A/N	Result
No. 6 3/19/11	N	L, 90-45

**DYERSBURG STATE CC**

(UTM leads 3-0)

H: 1-0	A: 1-0	N: 1-0
Date	H/A/N	Result
1974	A	W, 65-48
1974	N	W, 61-44
1974	H	W, 61-30

**EAST TENNESSEE STATE**

(ETSU leads 7-4)

H: 3-3	A: 0-4	N: 1-0
Date	H/A/N	Result
1972	N	W, 63-30
1975	H	W, 64-56
1975	H	W, 72-53
1977	A	L, 76-67
1978	H	W, 75-65
1978	H	L, 74-69
1979	A	L, 73-58
1980	H	L, 84-76
1/9/82	A	L, 76-38
12/31/92	A	L, 102-94
12/30/93	H	L, 83-82

**EAST TEXAS STATE**

(UTM leads 1-0)

H: 1-0	A: 0-0	N: 0-0
Date	H/A/N	Result
12/14/91	H	W, 80-70

**EASTERN KENTUCKY**

(EKU leads 32-24)

H: 14-12	A: 8-17	N: 2-2
Date	H/A/N	Result
2/16/74	N	L, 52-51
1/4/92	H	L, 98-59
2/12/92	A	L, 83-68
1/30/93	A	L, 92-61
2/27/93	H	L, 95-76
1/15/94	H	L, 92-77
2/20/94	A	L, 85-69
1/28/95	A	L, 78-76
2/18/95	H	L, 83-75
3/4/95	N	L, 80-76
1/15/96	H	W, 70-67
2/10/96	A	L, 69-60
1/19/97	A	L, 77-61
2/15/97	H	L, 77-69
12/6/97	H	L, 64-58
2/4/98	A	L, 78-72
12/3/98	A	W, 88-77
1/12/99	H	W, 83-74
2/23/99	H	W, 102-87
1/22/00	A	L, 89-83
2/19/00	H	W, 92-70
1/18/01	H	L, 86-68
2/15/01	A	L, 81-73
1/24/02	A	L, 90-77
2/23/02	H	W, 82-78 (OT)
1/27/03	H	W, 70-62
2/22/03	A	W, 88-80
1/8/04	A	L, 63-56
1/31/04	H	W, 66-55
1/6/05	H	L, 68-67
1/29/05	A	L, 73-63
12/1/05	A	L, 60-58
1/30/06	H	W, 58-49
12/20/06	H	L, 55-50
1/29/07	A	L, 64-49
12/19/07	A	L, 64-54
2/21/08	H	L, 68-53
12/6/08	A	L, 58-52
2/26/09	H	L, 63-60
12/5/09	H	L, 56-53
2/25/10	A	W, 62-54
3/2/10	H	W, 51-47
12/04/10	A	W, 61-46
2/24/11	H	W, 75-57
1/21/12	A	W, 84-61
2/4/13	H	W, 75-60
3/7/13	N	W, 78-63
2/3/14	A	W, 87-65
3/7/14	N	W, 97-45
1/8/15	H	W, 76-63
1/7/16	A	L, 70-61
2/4/17	H	W, 66-56
1/11/18	H	W, 77-49
2/8/18	A	W, 72-54
1/17/19	A	W, 87-61
1/30/20	A	W, 65-50

**EASTERN ILLINOIS**

(UTM leads 36-20)

H: 22-5	A: 11-14	N: 3-1
Date	H/A/N	Result
1/31/75	H	W, 66-43
1/14/78	H	L, 64-57
2/24/79	H	W, 78-72
2/23/80	A	L, 68-64
1/30/97	A	W, 71-63
2/13/97	H	W, 69-66
1/17/98	H	W, 73-69
2/14/98	A	L, 59-54
1/14/99	A	W, 79-64

2/11/99	H	W, 90-71
1/15/2000	H	L, 70-60
2/12/2000	A	W, 80-78
1/11/01	A	W, 75-62
2/8/01	H	W, 89-59
1/19/02	H	W, 76-71
2/16/02	A	L, 66-63
1/18/03	A	L, 81-70
2/15/03	H	W, 62-58
2/7/04	A	W, 70-57
2/26/04	H	W, 66-63
2/5/05	H	L, 66-56
2/24/05	A	W, 73-62
1/12/06	A	L, 67-58
2/11/06	H	W, 70-64
1/11/07	H	W, 66-55
2/11/07	A	L, 52-44
1/10/08	A	W, 66-64
2/9/08	H	L, 63-57
1/24/09	H	L, 55-49
2/19/09	A	L, 63-53
1/23/10	A	L, 74-47
2/18/10	H	W, 71-64
3/5/10	N	L, 65-51
1/22/11	H	W, 80-78
2/17/11	A	L, 88-85
1/16/12	A	L, 70-63 (OT)
2/11/12	H	W, 94-86 (OT)
1/28/13	A	L, 84-79
2/28/13	H	W, 82-62
3/8/13	N	W, 71-69
1/27/14	H	W, 103-84
2/27/14	A	W, 93-69
1/21/15	H	W, 81-51
2/25/15	A	W, 63-60
3/4/15	N	W, 68-35
1/20/16	A	W, 65-39
2/24/16	H	W, 91-52
1/18/17	A	L, 80-70 (OT)
2/8/17	H	W, 74-72
1/18/18	A	W, 72-44
2/17/18	H	W, 85-57
1/3/19	A	L, 77-71
1/24/19	H	W, 90-66
1/23/20	A	L, 74-70
2/15/20	H	W, 88-64
3/6/20	N	W, 63-52

**EASTERN WASHINGTON**

(EWU leads 1-0)

H: 0-0	A: 0-0	N: 0-1
Date	H/A/N	Result
12/20/17	N	L, 61-58

**EVANSVILLE**

(UTM leads 8-7)

H: 5-2	A: 3-5	N: 0-0
Date	H/A/N	Result
11/23/85	A	L, 77-76
1/28/86	H	W, 81-71
12/1/97	A	L, 80-70
11/13/98	H	W, 77-71
12/11/99	A	L, 86-65
11/27/01	H	L, 86-67
12/15/02	A	L, 88-72
12/14/03	H	L, 66-62
11/19/04	A	L, 54-44
12/11/10	A	W, 63-60
12/16/11	H	W, 78-69
11/28/12	A	W, 73-57
11/25/13	H	W, 93-77
11/29/14	H	W, 84-74
12/12/15	A	W, 75-48

**FLORIDA STATE**

(FSU leads 1-0)

H: 0-0	A: 0-1	N: 0-0
Date	H/A/N	Result
No. 20 12/28/13	A	L, 76-53

**FREED-HARDEMAN**

(UTM leads 1-0)

H: 0-0	A: 1-0	N: 0-0
Date	H/A/N	Result
1/17/83	A	W, 107-78

**GEORGIA**

(UGA leads 2-0)

H: 0-1	A: 0-1	N: 0-0
Date	H/A/N	Result
No. 15 1/2/05	A	L, 68-52
No. 17 12/30/05	H	L, 81-47

**GEORGIA STATE**

(GSU leads 4-2)

H: 1-1	A: 0-3	N: 1-0
Date	H/A/N	Result
12/16/83	N	W, 80-72
12/5/92	A	L, 82-63
1/10/93	H	L, 78-76
12/30/06	A	L, 58-50 (OT)
12/29/09	A	L, 61-32
11/8/13	H	W, 84-80

**GONZAGA**

(Gonzaga leads 2-0)

H: 0-0	A: 0-2	N: 0-0
Date	H/A/N	Result
No. 25 11/10/13	A	L, 91-54
No. 23 11/14/19	A	L, 78-55

**HAMPTON**

(Hampton leads 3-0)

H: 0-1	A: 0-1	N: 0-1
Date	H/A/N	Result
11/21/99	H	L, 81-74
11/30/00	A	L, 93-73
12/28/07	N	L, 57-47

**HAWAII**

(UH leads 1-0)

H: 0-0	A: 0-1	N: 0-0
Date	H/A/N	Result
11/16/12	A	L, 73-69

**HIWASSEE JC**

(UTM leads 1-0)

H: 0-0	A: 0-0	N: 1-0
Date	H/A/N	Result
1969	N	W, 52-50

**HOUSTON BAPTIST**

(Series tied 1-1)

H: 0-1	A: 1-0	N: 0-0
Date	H/A/N	Result
1/27/09	H	L, 63-52
11/25/09	A	W, 66-53

**ILLINOIS**

(UI leads 2-0)

H: 0-0	A: 0-2	N: 0-0
Date	H/A/N	Result
12/21/13	A	L, 77-62
11/21/15	A	L, 94-74

**ILLINOIS-CHICAGO**

(UIC leads 1-0)

H: 0-0	A: 0-0	N: 1-0
Date	H/A/N	Result
11/24/95	N	L, 73-65

**ILLINOIS STATE**

(UTM leads 3-2)

H: 0-1	A: 1-1	N: 1-1
Date	H/A/N	Result
12/4/74	N	W, 67-54
2/1/76	H	W, 89-85
11/17/07	N	L, 70-60
12/7/14	A	W, 79-46
11/30/19	A	L, 70-47



IOWA (Iowa leads 1-0)		
H: 0-0	A: 0-1	N: 0-0
Date	H/A/N	Result
No. 23 11/15/15	A	L, 62-56

IOWA STATE (ISU leads 1-0)		
H: 0-0	A: 0-1	N: 0-0
Date	H/A/N	Result
12/29/07	A	L, 63-39

IUPUI (Series tied 1-1)		
H: 1-0	A: 0-1	N: 0-0
Date	H/A/N	Result
11/13/18	A	L, 73-72
11/25/19	H	W, 57-51

JACKSON INDEPENDENTS (UTM leads 2-0)		
H: 2-0	A: 0-0	N: 0-0
Date	H/A/N	Result
1972	H	W, 57-42
1972	H	W, 61-49

JACKSONVILLE STATE (UTM leads 21-17)		
H: 11-7	A: 9-10	N: 1-0
Date	H/A/N	Result
3/3/83	N	W, 74-59
1/20/86	A	W, 89-69
2/18/86	H	W, 85-69
2/7/86	A	W, 76-53
2/16/86	A	W, 81-57
1/4/88	H	L, 79-76
2/1/86	A	L, 74-64
12/10/88	A	L, 72-65
1/28/89	H	L, 87-52
1/6/90	H	L, 85-80 (OT)
2/3/90	A	L, 85-77 (OT)
1/26/91	H	L, 88-84
2/23/91	A	L, 101-93
1/15/04	H	W, 79-70
1/13/05	A	L, 70-59
12/10/05	H	W, 74-66
1/28/06	A	L, 84-55
12/9/06	A	L, 74-59
1/27/06	H	W, 84-68
12/8/07	H	L, 71-58
1/26/08	A	L, 64-52
1/17/09	A	L, 55-49
2/12/09	H	L, 64-58
1/16/10	H	L, 63-55
2/11/10	A	L, 56-51
11/15/11	A	W, 74-67
2/10/11	H	W, 91-60
2/6/12	H	W, 99-67
2/25/12	A	W, 87-52
12/31/12	H	W, 93-63
12/30/13	A	W, 88-75
1/17/15	H	W, 67-47
1/16/16	A	W, 63-53
12/29/16	H	W, 94-83
1/25/18	A	W, 61-57 (OT)
2/7/19	H	W, 77-72
2/8/20	H	W, 86-72
2/22/20	A	W, 73-56

JACKSON STATE CC (UTM leads 9-0)		
H: 3-0	A: 4-0	N: 0-0
Date	H/A/N	Result
1969		W, 48-36
1970	A	W, 37-12
1970	A	W, 9-5
1971	H	W, 64-23
1971	A	W, 54-43
1971	A	W, 69-24
1972	A	W, 54-45
1973	H	W, 65-32
1975	H	W, 61-55

KANSAS (KU leads 1-0)		
H: 0-0	A: 0-0	N: 0-1
Date	H/A/N	Result
12/19/98	N	L, 68-56

KENTUCKY (UK leads 6-1)		
H: 1-1	A: 0-5	N: 0-0
Date	H/A/N	Result
1972	H	W, 64-44
1973	A	L, 50-48
No. 19 1/22/76	A	L, 63-56

11/22/98	H	L, 90-60
12/28/99	A	L, 93-55
12/22/09	A	L, 87-47
No. 11 12/30/10	A	L, 47-68

KENTUCKY WESLEYAN (UTM leads 4-0)		
H: 4-0	A: 0-0	N: 0-0
Date	H/A/N	Result
1/22/85	H	W, 93-61
11/22/03	H	W, 84-71
11/21/04	H	W, 70-62
11/22/05	H	W, 75-63

LAMBUTH (UTM leads 28-16)		
H: 7-1	A: 4-5	N: 0-0
Date	H/A/N	Result
1970		W, 31-15
1970	L	16-13
1970		W, 53-41
1971		W, 43-32
1971	L	42-34
1971		W, 47-38
1971		L, 52-40
1971		W, 54-37
1971		W, 58-42
1972		W, 62-49
1972		W, 46-33
1972		W, 51-50
1972		W, 72-39
1973		W, 58-42
1973		L, 40-39
1973		L, 61-58
1974		W, 59-52
1974		W, 93-64
1974		W, 66-48
1975		W, 81-46
1975		W, 75-40
1976		W, 72-36
1976		L, 53-34
1977		L, 76-64
1977		L, 79-56
1978		L, 71-65
1978		L, 78-58
11/23/82	A	W, 76-64
2/3/83	A	W, 61-56
11/22/83	H	W, 103-74
1/17/84	A	L, 71-67
1/8/85	A	W, 88-69
1/18/85	H	W, 101-90
12/3/85	H	W, 80-79
1/7/86	A	W, 86-60
11/21/86	H	W, 83-70
12/9/86	A	L, 57-56
11/21/87	H	W, 74-72
12/9/87	A	L, 78-63
12/1/88	H	L, 81-73
11/20/89	A	L, 89-79
12/7/89	H	W, 98-79
11/26/90	A	L, 89-86
12/6/90	H	W, 77-63

LAMAR (LU leads 1-0)		
H: 0-0	A: 0-1	N: 0-0
Date	H/A/N	Result
11/24/09	A	L, 84-54

LANE COLLEGE (UTM leads 1-0)		
H: 1-0	A: 0-0	N: 0-0
Date	H/A/N	Result
2/15/82	H	W, 88-67

LA SALLE (LaSalle leads 1-0)		
H: 0-0	A: 0-1	N: 0-0
Date	H/A/N	Result
11/19/06	A	L, 72-55

LEES-MCRAE (UTM leads 2-0)		
H: 2-0	A: 0-0	N: 0-0
Date	H/A/N	Result
11/19/00	H	W, 88-42
11/17/02	H	W, 87-55

LIBERTY (UTM leads 1-0)		
H: 0-0	A: 1-0	N: 0-0
Date	H/A/N	Result
12/20/99	A	W, 75-71

LINCOLN MEMORIAL (UTM leads 2-0)		
H: 1-0	A: 1-0	N: 0-0
Date	H/A/N	Result
1/11/92	H	W, 78-72
2/15/92	A	W, 68-58

LIPSCOMB (UTM leads 5-1)		
H: 2-0	A: 3-1	N: 0-0
Date	H/A/N	Result
11/30/91	A	W, 85-79
15/15/02	A	W, 75-60
11/9/07	H	W, 66-53
11/20/09	A	L, 61-56
12/9/18	A	W, 62-53
12/16/19	H	W, 83-67

LONG BEACH STATE (UTM ties 1-1)		
H: 0-0	A: 0-1	N: 1-0
Date	H/A/N	Result
1971	N	W, 53-43
12/19/99	A	L, 90-65

LOUISIANA-MONROE (UTM leads 1-0)		
H: 0-0	A: 0-0	N: 1-0
Date	H/A/N	Result
11/25/00	N	W, 58-53

LOUISVILLE (Louisville leads 9-0)		
H: 0-3	A: 0-6	N: 0-0
Date	H/A/N	Result
12/28/10	A	L, 92-67
No. 14 12/28/11	A	L, 70-57
No. 6 11/26/12	H	L, 79-61
11/16/14	A	L, 77-43
12/28/15	A	L, 88-66
No. 5 11/11/16	H	L, 100-57
No. 4 12/5/17	A	L, 91-56
No. 4 12/4/18	A	L, 102-62
No. 6 12/19/19	H	L, 71-63 (2OT)

LOYOLA (LU leads 1-0)		
H: 0-0	A: 0-0	N: 0-1
Date	H/A/N	Result
12/29/02	N	L, 89-57

LSU (LSU leads 1-0)		
H: 0-0	A: 0-1	N: 0-0
Date	H/A/N	Result
11/24/01	A	L, 95-47

MARSHALL (MU leads 1-0)		
H: 0-0	A: 0-1	N: 0-0
Date	H/A/N	Result
12/20/09	A	L, 65-48

MARTIN METHODIST (UTM leads 2-0)		
H: 2-0	A: 0-0	N: 0-0
Date	H/A/N	Result
12/2/95	H	W, 99-80
11/23/96	H	W, 72-61

MEMPHIS (UM leads 26-10)		
H: 4-10	A: 4-15	N: 1-2
Date	H/A/N	Result
1969	H	W, 54-25
1970	N	W, 29-23
1970	A	W, 52-26
1970	H	W, 72-38
1971	H	W, 62-28
1971	A	W, 44-30
1972	A	W, 51-33
1973	N	L, 54-27
1974	H	L, 66-63
1975	A	L, 72-39
1976	H	L, 79-33
1976	N	L, 76-63
1977	H	L, 102-39
1977	H	L, 78-64
1978	A	L, 94-68
1978	H	W, 73-66
1979	A	L, 77-61
1980	H	L, 74-65
11/23/81	A	L, 100-58
12/3/82	H	L, 82-63
12/11/92	A	L, 95-69
2/18/93	A	L, 101-89

12/1/93	A	L, 86-74
2/14/94	H	L, 81-67
12/15/94	A	L, 75-56
2/2/95	H	L, 93-76
1/23/96	A	L, 99-59
11/29/96	A	L, 83-52
1/22/97	H	L, 81-58
12/6/03	A	L, 80-52
12/4/04	H	L, 77-74
12/7/05	A	L, 73-50
12/3/06	A	W, 69-60
11/22/09	A	L, 68-51
12/4/11	A	L, 90-69
3/17/16	A	W, 79-73

MIAMI (FLA.) (UTM leads 1-0)		
H: 0-0	A: 1-0	N: 0-0
Date	H/A/N	Result
12/15/82	A	W, 95-81

MIAMI (OHIO) (UTM leads 2-0)		
H: 1-0	A: 1-0	N: 0-0
Date	H/A/N	Result
12/15/14	A	W, 90-57
12/15/15	H	W, 74-47

MIDDLE TENNESSEE (MTSU leads 31-7)		
H: 5-12	A: 2-16	N: 0-3
Date	H/A/N	Result
1969	H	W, 52-51
1971	A	W, 52-49
1974	N	L, 77-69
1975	A	L, 91-66
1975	H	L, 81-76
1975	H	L, 87-79
1976	N	L, 69-67
1/31/78	H	W, 74-35
1978	H	L, 70-54
1978	A	L, 73-69
1980	A	L, 63-49
1980	H	L, 75-62
1/24/83	H	L, 75-68
2/21/83	A	L, 86-65
1/23/84	A	L, 67-55
2/7/84	H	L, 86-79
1/10/85	A	L, 95-55
2/14/85	A	L, 80-64
1/16/92	H	L, 90-69
2/3/92	A	L, 110-66
1/18/93	H	L, 76-54
2/8/93	A	L, 81-73
1/3/94	H	L, 83-65
1/31/94	A	L, 84-60
1/5/95	A	L, 105-96
1/30/95	H	L, 95-89
1/27/96	A	L, 96-78
2/26/96	H	L, 76-70
1/27/97	H	L, 73-36
2/22/97	A	L, 68-50
1/5/98	A	W, 57-32
1/31/98	H	W, 83-71
3/1/98	N	L, 59-58
1/2/99	H	W, 90-70
1/28/99	A	L, 88-71
1/29/00	H	W, 73-70
2/26/00	A	L, 78-77
12/5/01	A	L, 73-55

MILLIGAN (UTM leads 1-0)		
H: 0-0	A: 1-0	N: 0-0
Date	H/A/N	Result
1977	A	W, 98-40

MISSISSIPPI COLLEGE (UTM leads 4-3)		
H: 3-0	A: 0-3	N: 1-0
Date	H/A/N	Result
1972	N	W, 56-37
2/11/84	H	W, 89-86
2/25/85	A	L, 101-79
1/20/90	H	W, 96-92
2/17/90	A	L, 79-58
12/22/90	A	L, 73-67
3/2/91	H	W, 75-65

MISSISSIPPI STATE (MSU leads 6-0)		
H: 0-2	A: 0-4	N: 0-0
Date	H/A/N	Result
1980	A	L, 85-61
12/12/81	A	L, 63-59
12/18/95	H	L, 85-71

11/25/96	A	L, 73-46
12/16/03	H	L, 94-61
No. 10 11/11/19	A	L, 82-46

### MISSISSIPPI FOR WOMEN (UTM leads 10-6)

H: 4-2	A: 4-3	N: 2-1
Date	H/A/N	Result
1971	N	W, 47-46
1971	N	L, 43-25
1980	N	W, 66-52
1/19/85	H	L, 81-76
12/6/85	A	L, 82-78
12/20/86	A	L, 65-64 (OT)
1/18/88	A	L, 79-77
2/14/88	H	W, 86-65
1/16/89	A	W, 73-66
2/25/89	H	L, 84-82 (OT)
1/11/90	H	W, 88-70
2/22/90	A	W, 85-67
2/2/91	A	W, 90-75
2/18/91	H	W, 81-70
1/18/92	A	W, 76-50
2/29/92	H	W, 79-56

### MISSISSIPPI VALLEY STATE (UTM leads 3-0)

H: 1-0	A: 1-0	N: 1-0
Date	H/A/N	Result
12/7/02	A	W, 70-60
12/30/09	N	W, 69-65
12/29/18	H	W, 110-51

### MISSOURI (MU Leads 6-0)

H: 0-1	A: 0-5	N: 0-0
Date	H/A/N	Result
12/14/08	A	L, 74-23
12/7/10	A	L, 30-53
12/3/12	A	L, 82-71
11/23/13	H	L, 77-74
12/22/14	A	L, 74-65
12/17/16	A	L, 80-69

### MISSOURI S&T (UMR leads 1-0)

H: 0-0	A: 0-0	N: 0-1
Date	H/A/N	Result
11/25/88	N	L, 64-60

### MISSOURI SOUTHERN STATE (UTM leads 1-0)

H: 0-0	A: 1-0	N: 0-0
Date	H/A/N	Result
1972	N	W, 52-44

### MISSOURI-ST. LOUIS (UTM leads 1-0)

H: 1-0	A: 0-0	N: 0-0
Date	H/A/N	Result
1980	H	W, 68-55

### MISSOURI WESTERN (UTM leads 1-0)

H: 0-0	A: 0-0	N: 1-0
Date	H/A/N	Result
12/4/87	N	W, 73-57

### MOREHEAD STATE (MOR leads 28-25)

H: 12-11	A: 11-16	N: 2-1
Date	H/A/N	Result
2/1/93	A	L, 84-76
3/1/93	H	L, 77-69
1/13/94	H	L, 80-73
2/19/94	A	L, 97-83
1/26/95	A	W, 83-78
2/20/95	H	W, 78-61
12/21/95	N	L, 72-68
1/13/96	H	L, 88-86
2/12/96	A	W, 90-85
1/18/97	A	L, 83-72
2/17/97	H	W, 69-67
12/8/97	H	W, 80-65
1/14/98	A	W, 86-63
12/5/98	A	W, 91-77
2/2/99	H	W, 79-77
1/20/00	A	W, 78-73
2/17/00	H	W, 92-83 (OT)
1/20/01	H	L, 86-72
2/17/01	A	L, 75-65
2/26/01	A	L, 90-66
1/26/02	A	L, 90-79
2/21/02	H	L, 91-82
1/25/03	H	W, 83-77
2/24/03	A	L, 79-65

3/4/03	H	W, 80-75
1/10/04	A	L, 71-65
1/29/04	H	L, 90-86 (OT)
1/8/05	H	W, 77-60
1/27/05	A	W, 55-50
2/13/06	A	L, 62-52
12/18/06	H	W, 73-57
1/13/07	A	L, 67-47
2/27/07	A	W, 61-57
12/17/07	A	L, 65-50
1/12/08	H	L, 70-46
12/4/08	A	L, 82-54
2/28/08	H	L, 72-50
12/3/09	H	L, 59-42
2/27/10	A	L, 76-50
12/2/10	A	L, 103-82
2/26/11	H	W, 88-69
3/4/11	N	W, 79-69
1/23/12	A	W, 81-61
1/19/13	H	W, 75-56
1/18/14	A	W, 74-52
1/10/15	H	W, 99-70
1/9/16	A	W, 85-67
12/31/16	H	L, 89-68
1/13/18	H	L, 81-76 (OT)
2/22/18	A	L, 88-75
1/19/19	A	L, 85-75
3/8/19	N	W, 68-58
2/1/20	A	W, 82-64

### MURRAY STATE (UTM leads 56-35)

H: 31-14	A: 21-19	N: 4-2
Date	H/A/N	Result
1970	H	W, 57-21
1970	H	W, 52-43
12/6/71	A	W, 35-15
12/12/71	H	W, 48-25
12/26/72	H	W, 68-29
12/28/72	A	W, 54-44
12/5/73	H	W, 52-36
12/10/73	A	W, 52-39
12/4/74	N	W, 63-39
1/30/75	A	L, 66-52
12/26/75	A	L, 61-52
1/14/76	H	W, 62-53
12/18/76	H	W, 67-61
2/24/77	H	W, 68-60
12/16/78	H	W, 77-69
11/30/79	H	L, 86-72
1/5/80	A	L, 75-61
11/22/80	A	L, 68-63
12/13/80	H	L, 63-60
1/29/81	H	L, 73-62
2/4/82	H	L, 106-80
2/25/82	A	W, 79-77
11/30/82	A	W, 82-72
1/6/83	H	W, 73-65
11/30/84	H	L, 90-69
12/14/84	A	L, 110-80
12/4/86	H	L, 73-67
11/27/87	A	L, 70-61
12/2/91	A	L, 102-89
1/6/92	H	L, 84-73
1/14/93	A	L, 88-85
2/11/93	H	L, 80-68
1/22/94	A	W, 93-81
2/28/94	H	W, 87-81
1/21/95	H	W, 74-69
2/27/95	A	W, 77-72
1/20/96	H	L, 80-71
2/17/96	A	L, 75-63
1/6/97	H	W, 65-57
2/1/97	A	L, 62-52
1/10/98	H	W, 64-52
2/7/98	A	W, 82-49
1/9/99	A	W, 64-62
2/6/99	H	W, 69-49
1/8/00	H	W, 71-55
2/5/00	A	L, 62-46
1/6/01	A	W, 54-44
2/3/01	H	W, 65-46
12/9/01	A	L, 66-65
2/2/02	H	W, 66-50
2/1/03	A	W, 78-63
3/1/03	H	W, 52-50
1/20/04	A	L, 70-67
2/17/04	H	L, 71-70
1/18/05	H	W, 75-72 (OT)
2/15/05	A	W, 75-70
1/21/06	H	L, 83-64
2/25/06	A	L, 58-45
1/20/07	A	L, 67-59
2/24/07	H	W, 62-60
3/2/07	N	L, 66-65 (OT)
1/19/08	H	L, 71-52

3/1/08	A	L, 83-48
1/5/09	H	L, 64-62
2/23/09	A	L, 82-68
1/4/10	A	L, 55-47
1/30/10	H	W, 77-65
12/22/10	H	W, 89-78
1/29/11	A	W, 86-64
2/4/12	H	W, 84-67
2/16/12	A	W, 91-67
3/2/12	N	W, 102-77
1/5/13	H	L, 82-72
2/23/13	A	W, 72-60
1/4/14	A	W, 88-87
2/22/14	H	W, 84-67
1/31/15	A	W, 95-86
2/28/15	H	W, 87-74
1/30/16	H	W, 92-62
2/27/16	A	W, 70-49
3/2/16	N	L, 78-76
1/28/17	A	W, 90-70
2/25/17	H	W, 83-82
1/6/18	A	W, 97-80
2/3/18	H	W, 85-67
1/10/19	H	W, 75-67
2/21/19	A	L, 76-73
3/7/19	N	W, 77-56
1/2/20	A	W, 89-64
1/16/20	H	W, 98-56
3/4/20	N	W, 88-33

### NATIONAL COLLEGE (UTM leads 1-0)

H: 1-0	A: 0-0	N: 0-0
Date	H/A/N	Result
11/19/81	H	W, 82-75

### NEBRASKA (NU leads 1-0)

H: 0-0	A: 0-1	N: 0-0
Date	H/A/N	Result
12/7/04	A	L, 69-60

### NEW HAMPSHIRE (UNH leads 1-0)

H: 0-0	A: 0-0	N: 0-1
Date	H/A/N	Result
11/18/07	N	L, 71-59

### NEW ORLEANS (UTM leads 1-0)

H: 1-0	A: 0-0	N: 0-0
Date	H/A/N	Result
1977	H	W, 77-40

### NICHOLLS STATE (UTM leads 2-0)

H: 0-0	A: 0-0	N: 2-0
Date	H/A/N	Result
11/15/95	N	W, 73-63
11/26/99	N	W, 73-65

### NORTH ALABAMA (UNA leads 13-4)

H: 3-4	A: 0-8	N: 1-0
Date	H/A/N	Result
1978		L, 79-71
1980	N	W, 63-59
1/26/84	A	L, 74-64
2/22/84	H	L, 76-58
2/20/85	A	L, 97-86
1/4/86	H	W, 81-66
2/6/86	A	L, 99-82
1/15/87	H	W, 89-59
2/12/87	A	L, 79-77
2/25/88	H	L, 78-67
1/12/89	H	W, 72-70 (OT)
2/23/89	A	L, 75-44
1/18/90	A	L, 88-76 (OT)
3/1/90	H	L, 80-79
1/7/91	A	L, 83-57
2/4/91	H	L, 99-83
1/2/92	A	L, 85-72

### NORTH CAROLINA (UNC leads 4-0)

H: 0-0	A: 0-3	N: 0-1
Date	H/A/N	Result
No. 9 1/7/02	A	L, 90-67
No. 2 12/3/03	A	L, 101-63
No. 4 12/2/04	A	L, 96-36
No. 12 3/23/14	N	L, 60-58

### NORTH CAROLINA A&T (NCA&T leads 2-0)

H: 1-0	A: 0-1	N: 0-0
Date	H/A/N	Result
11/14/16	A	L, 74-59
11/30/17	H	W, 76-63

### NORTH DAKOTA (UTM leads 1-0)

H: 0-0	A: 0-0	N: 1-0
Date	H/A/N	Result
11/14/15	N	W, 84-58

### NORTHERN IOWA (UNI leads 1-0)

H: 0-1	A: 0-0	N: 0-0
Date	H/A/N	Result
11/18/01	H	L, 69-53

### NORTHERN KENTUCKY (Series is tied 1-1)

H: 0-0	A: 1-0	N: 0-1
Date	H/A/N	Result
12/19/81	A	W, 74-68
11/30/13	N	L, 70-61

### NORTHWESTERN (NU leads 4-0)

H: 0-1	A: 0-3	N: 0-0
Date	H/A/N	Result
11/9/12	A	L, 79-69
12/22/16	A	L, 82-59
11/18/17	H	L, 71-63
11/25/18	A	L, 90-64

### NORTHWESTERN STATE (Series Tied 1-1)

H: 0-0	A: 0-0	N: 1-1
Date	H/A/N	Result
11/25/01	N	L, 59-58
12/30/08	N	W, 59-53

### NOTRE DAME (ND leads 1-0)

H: 0-0	A: 0-0	N: 0-1
Date	H/A/N	Result
No. 2 3/24/13	N	L, 97-64

### OHIO (Ohio leads 2-1)

H: 1-0	A: 0-2	N: 0-0
Date	H/A/N	Result
12/18/01	A	L, 97-87 (OT)
12/4/02	H	W, 75-66
11/18/16	A	L, 72-55

### OHIO STATE (OSU leads 2-0)

H: 0-0	A: 0-2	N: 0-0
Date	H/A/N	Result
12/20/99	A	L, 75-36
12/17/13	A	L, 82-60

### OLE MISS (Series tied 1-1)

H: 1-0	A: 0-1	N: 0-0
Date	H/A/N	Result
1999	H	W, 77-66
3/18/15	A	L, 80-70

### ORAL ROBERTS (UTM leads 3-2)

H: 2-0	A: 1-2	N: 0-0
Date	H/A/N	Result
12/18/93	A	W, 83-61
1/27/94	H	W, 82-75
1/16/95	H	W, 82-63
2/11/95	A	L, 79-68
12/10/16	A	L, 82-53



PRINCETON (PU leads 1-0)		
H: 0-0	A: 0-1	N: 0-0
Date	H/A/N	Result
11/27/02	A	L, 92-74

PURDUE (Purdue leads 3-0)		
H: 0-1	A: 0-2	N: 0-0
Date	H/A/N	Result
No. 16 11/20/11	A	L, 65-39
No. 14 12/9/12	H	L, 68-60
12/18/17	A	L, 60-58

PURDUE FORT WAYNE (UTM leads 2-0)		
H: 1-0	A: 1-0	N: 0-0
Date	H/A/N	Result
12/4/05	H	W, 69-60
2/19/07	A	W, 71-59

QUINCY COLLEGE (UTM leads 1-0)		
H: 0-0	A: 0-0	N: 1-0
Date	H/A/N	Result
11/26/88	N	W, 78-59

QUINNIPIAC (UTM leads 1-0)		
H: 1-0	A: 0-0	N: 0-0
Date	H/A/N	Result
11/16/13	H	W, 102-97 (OT)

RHODE ISLAND (RIU leads 1-0)		
H: 0-0	A: 0-0	N: 0-1
Date	H/A/N	Result
11/27/04	N	L, 79-66

RHODES COLLEGE (UTM leads 1-0)		
H: 1-0	A: 0-0	N: 0-0
Date	H/A/N	Result
12/7/17	H	W, 90-49

RICE (RU leads 1-0)		
H: 0-0	A: 0-0	N: 0-1
Date	H/A/N	Result
12/29/08	N	L, 66-57

RUST COLLEGE (Series Tied 1-1)		
H: 1-0	A: 0-1	N: 0-0
Date	H/A/N	Result
2/9/82	H	W, 68-61
1/15/85	A	L, 85-66

SAINT LOUIS (UTM leads 7-4)		
H: 4-1	A: 3-3	N: 0-0
Date	H/A/N	Result
12/4/93	H	W, 68-65
1/6/94	A	L, 85-82 (2OT)
11/29/94	A	W, 73-70
1/13/95	H	W, 78-76 (OT)
12/9/95	A	W, 85-73
1/2/96	H	L, 90-76 (OT)
11/18/06	A	L, 66-65
11/27/07	H	W, 71-68
11/20/11	A	W, 70-55
12/6/12	H	W, 78-62
11/6/19	A	L, 56-50

SAINT MARY'S (SMC leads 1-0)		
H: 0-0	A: 0-0	N: 0-1
Date	H/A/N	Result
12/17/17	N	L, 69-58

SAMFORD (UTM leads 11-6)		
H: 8-1	A: 3-5	N: 0-0
Date	H/A/N	Result
12/30/97	A	W, 76-67
12/12/98	H	W, 93-74
12/30/99	A	L, 77-68
12/16/00	H	W, 71-62
1/17/04	H	W, 54-52
1/15/05	A	W, 75-72 (OT)
1/5/06	H	W, 58-50
1/26/06	A	L, 59-50
1/4/07	A	W, 64-55
1/25/07	H	W, 63-51
1/5/08	H	L, 62-46
1/24/08	A	L, 56-41

11/26/14	A	L, 79-75
12/5/15	H	W, 52-50
11/23/16	A	L, 69-62
11/6/18	H	W, 89-68
11/21/19	H	W, 80-75 (OT)

SAN DIEGO STATE (UTM leads 1-0)		
H: 1-0	A: 0-0	N: 0-0
Date	H/A/N	Result
12/29/03	H	W, 59-56

SAN JOSE STATE (SJS leads 1-0)		
H: 0-0	A: 0-1	N: 0-0
Date	H/A/N	Result
12/14/97	A	L, 61-60

SIENA (SU leads 1-0)		
H: 0-0	A: 0-0	N: 0-1
Date	H/A/N	Result
11/26/04	N	L, 60-57

SIUE (UTM leads 19-8)		
H: 11-3	A: 7-5	N: 1-0
Date	H/A/N	Result
11/28/86	A	W, 77-67
12/16/86	H	W, 69-63
12/16/87	H	W, 73-70
1/4/89	A	L, 81-77
2/13/89	H	L, 70-68
1/27/92	H	W, 77-70
2/22/92	A	W, 86-82
11/24/08	H	W, 73-70
1/25/10	A	L, 49-46
1/7/12	H	W, 91-59
1/26/13	A	L, 67-66 (OT)
2/9/13	H	L, 66-63
1/25/14	H	W, 111-72
2/8/14	A	L, 65-62
2/7/15	H	W, 69-68
2/21/15	A	W, 79-72
2/6/16	A	W, 85-79
2/20/16	H	W, 86-50
1/2/17	H	L, 70-68 (OT)
2/11/17	A	W, 82-72
1/20/18	A	L, 73-70
2/15/18	H	W, 72-64
3/2/18	N	W, 69-67
1/26/19	H	W, 68-55
2/16/19	A	W, 75-48
1/25/20	A	W, 79-39
2/27/20	H	W, 75-58

SOUTH ALABAMA (UTM leads 1-0)		
H: 1-0	A: 0-0	N: 0-0
Date	H/A/N	Result
11/25/83	H	W, 67-65

SOUTHEAST MISSOURI (UTM leads series 40-32)		
H: 22-12	A: 17-19	N: 1-1
Date	H/A/N	Result
2/15/77	H	W, 83-33
12/1/77	A	W, 74-40
1/24/78	H	W, 67-47
2/16/79	H	W, 73-48
12/14/79	A	W, 64-61
11/27/82	H	W, 82-78
12/7/84	H	L, 85-73
2/6/85	A	L, 71-57
11/25/85	A	L, 79-68
12/12/85	H	L, 71-59
11/26/86	A	L, 78-59
1/26/87	H	L, 67-65
12/2/87	H	L, 79-78
2/11/88	A	L, 73-66
11/28/88	A	L, 81-51
1/2/89	H	L, 72-68
12/1/89	A	L, 78-66
1/28/93	H	L, 69-50
2/24/93	A	L, 80-56
1/24/94	A	L, 96-61
2/26/94	H	L, 84-76
1/23/95	H	L, 63-61
2/25/95	A	W, 91-89
1/11/96	A	L, 86-68
2/8/96	H	W, 86-84
1/9/97	A	W, 66-53
2/20/97	H	W, 61-60
1/19/98	H	W, 80-58
2/16/98	A	W, 79-64
1/16/99	A	L, 75-55

2/13/99	H	W, 84-70
1/13/00	H	W, 71-65
2/10/00	A	W, 74-64
1/13/01	A	L, 79-69
2/10/01	A	L, 80-67
2/27/01	A	W, 68-63
1/17/02	H	L, 64-59
2/14/02	A	L, 61-51
1/20/03	A	L, 70-49
2/17/03	H	W, 60-59
2/5/04	A	L, 83-60
2/28/04	H	W, 78-75 (OT)
2/3/07	H	W, 63-54
2/17/07	A	L, 58-52
2/2/08	A	L, 58-51 (OT)
2/16/08	H	L, 53-43
1/22/09	H	L, 62-54
2/21/09	A	L, 58-39
1/21/10	A	W, 49-46
2/20/10	H	W, 65-43
01/19/11	H	W, 92-62
2/19/11	A	W, 85-55
1/28/12	H	W, 88-47
2/18/12	A	W, 77-44
1/16/13	A	W, 82-71
2/16/13	H	W, 75-61
1/13/14	H	W, 100-71
2/15/14	A	W, 102-70
1/24/15	H	W, 96-55
2/11/15	A	W, 78-60
1/24/16	A	W, 84-74
2/10/16	H	W, 95-65
1/14/17	H	L, 82-79
2/18/17	A	W, 82-73
2/10/18	H	W, 72-65
2/24/18	A	W, 69-68
2/28/18	N	W, 63-60
1/5/19	A	W, 80-73
2/14/19	H	W, 61-50
2/13/20	A	L, 71-69
2/29/20	H	W, 78-72
3/7/20	N	L, 67-47

SOUTHERN ILLINOIS (UTM leads 11-10)		
H: 5-3	A: 6-6	N: 0-1
Date	H/A/N	Result
2/2/73	H	W, 40-24
2/17/73	A	W, 31-19
1/19/74	A	W, 45-43
2/1/75	A	W, 48-44
2/13/76	H	L, 62-61
1/28/77	A	L, 73-35
1/29/79	N	L, 74-53
1/23/81	A	L, 97-79
1/8/82	H	W, 68-66
2/12/83	A	L, 79-39
12/19/00	A	L, 74-67
11/29/01	H	L, 82-67
11/12/10	A	W, 62-50
12/18/11	H	W, 91-70
12/23/13	A	W, 85-55
11/14/14	H	L, 87-78
11/25/15	A	W, 70-63
11/29/16	H	W, 76-68
11/10/17	A	L, 84-72
11/9/18	H	W, 95-94
12/3/19	A	L, 70-59

SOUTHERN MISS (UTM leads series 2-1)		
H: 1-0	A: 1-1	N: 0-0
Date	H/A/N	Result
11/27/99	A	L, 81-65
11/16/11	A	W, 88-69
12/18/12	H	W, 87-80 (OT)

SOUTH FLORIDA (USF leads 1-0)		
H: 0-0	A: 0-1	N: 0-0
Date	H/A/N	Result
11/20/05	A	L, 78-44

SOUTHWESTERN (UTM leads 1-0)		
H: 0-0	A: 0-0	N: 1-0
Date	H/A/N	Result
1972	N	W, 60-35

STANFORD (SU leads 1-0)		
H: 0-0	A: 0-0	N: 0-1
Date	H/A/N	Result
No. 4 11/18/12	N	L, 92-68

STEPHEN F AUSTIN (SFA leads 1-0)		
A: 0-0	A: 0-0	N: 0-1
Date	H/A/N	Result
1974	N	L, 90-61

STETSON (Series Tied 1-1)		
H: 0-0	A: 1-1	N: 0-0
Date	H/A/N	Result
12/18/82	A	W, 75-57
12/14/93	A	L, 77-73

ST JOSEPH'S (SJU leads 1-0)		
H: 0-1	A: 0-0	N: 0-0
Date	H/A/N	Result
12/20/92	H	L, 88-70

TENNESSEE (UT leads 14-3)		
H: 0-3	A: 1-5	N: 2-6
Date	H/A/N	Result
1969	N	W, 61-46
3/4/71	N	W, 39-26
3/3/72	A	W, 53-42
3/2/73	N	L, 59-57 (OT)
3/3/73	N	L, 61-57 (OT)
2/7/75	H	L, 91-76
12/10/75	A	L, 77-50
3/5/76	N	L, 77-62
No. 6 2/12/79	A	L, 124-60
No. 8 3/2/79	A	L, 96-51
No. 4 2/16/80	H	L, 69-55
No. 4 2/28/80	N	L, 81-35
No. 4 2/26/81	N	L, 71-41
No. 1 11/23/97	H	L, 73-32
No. 5 11/19/99	A	L, 133-60
No. 6 12/5/06	A	L, 85-29
No. 9 3/17/12	N	L, 72-49

TENNESSEE STATE (UTM leads 36-28)		
H: 22-8	A: 13-18	N: 0-2
Date	H/A/N	Result
1979	H	L, 63-61
1980	A	W, 78-75
2/13/82	H	L, 64-56
1/10/83	H	L, 68-63
1/28/83	A	L, 66-58
12/8/83	H	W, 71-68
2/25/84	A	L, 88-72
1/24/91	A	L, 76-70
2/13/91	H	L, 73-72
1/8/92	A	W, 67-63
1/29/92	H	W, 79-77
1/25/93	A	L, 84-66
2/15/93	H	L, 85-62
1/8/94	A	L, 87-63
2/9/94	H	L, 93-81
1/7/95	A	L, 99-67
2/8/95	H	W, 81-78
1/8/96	A	L, 84-77
2/3/96	H	W, 66-51
11/30/96	N	L, 82-65
1/11/97	H	W, 66-62
2/10/97	A	L, 86-50
1/26/98	A	W, 80-71
2/19/98	A	W, 77-62
2/24/98	H	W, 80-75
1/23/99	H	W, 82-68
2/20/99	A	W, 67-59
2/26/99	A	W, 69-67
12/2/99	A	L, 87-74
1/18/00	H	L, 86-69
1/25/01	H	W, 80-77
2/6/01	A	L, 86-80
1/12/02	A	L, 68-55
2/7/02	H	W, 74-55
1/11/03	H	W, 82-70
2/10/03	A	L, 85-82
1/22/04	A	W, 70-63
2/21/04	H	W, 73-48
1/20/05	H	W, 72-63
2/19/05	A	L, 57-40
1/7/06	A	W, 62-56
2/9/06	H	W, 51-48
1/6/07	H	W, 65-57
2/8/07	A	L, 61-35
1/7/08	A	L, 58-52
2/7/08	H	W, 73-57
1/10/09	H	L, 61-54
2/7/09	A	L, 89-53
1/9/10	A	L, 51-38
2/6/10	H	W, 60-51
1/8/11	H	W, 83-67

2/5/11	A	W, 70-64
1/2/12	A	W, 114-105
1/30/12	H	W, 105-90
2/18/13	A	W, 77-58
2/17/14	H	W, 104-65
1/28/15	A	W, 64-58
3/7/15	N	L, 64-60
1/27/16	H	W, 77-50
1/7/17	A	L, 85-80 (OT)
12/28/17	H	W, 80-68
1/31/19	A	W, 73-61
3/2/19	H	W, 83-60
1/9/20	H	W, 88-71

### TENNESSEE TECH (TTU leads 48-25)

H: 11-17 Date	A: 6-24 H/A/N	N: 8-5 Result
1969		L, 62-53
1969		W, 54-52
3/5/71	N	W, 50-41
3/6/71	N	L, 66-63
3/6/71	N	W, 54-45
1/25/72	A	L, 54-41
2/29/72	A	L, 39-31
2/15/72	H	L, 54-52
3/3/72	N	W, 52-49
3/4/72	N	L, 68-42
3/4/72	N	L, 64-42
3/11/72	N	W, 43-36
2/9/73	A	W, 49-48
1/17/74	H	L, 60-59
12/10/77	H	L, 79-70
2/16/79	H	L, 100-61
1/28/80	H	L, 89-64
2/7/81	A	L, 92-59
1/16/93	H	L, 101-59
2/6/93	A	L, 94-62
1/10/94	A	L, 81-67
2/7/94	H	L, 88-69
1/9/95	H	L, 72-57
2/6/95	A	L, 83-76 (OT)
1/6/96	A	L, 79-78
2/5/96	H	W, 75-61
1/16/97	A	L, 71-67
1/25/97	H	L, 65-45
1/3/98	A	L, 75-72
2/2/98	A	L, 73-67
2/28/98	N	W, 69-53
1/4/99	H	L, 84-82
1/30/99	A	L, 81-72
2/27/99	N	L, 86-83
1/27/00	H	L, 86-69
1/27/00	H	L, 86-69
2/24/00	A	W, 66-64
1/27/01	A	L, 87-75
2/24/01	H	W, 89-75
3/2/01	N	L, 100-70
1/21/02	A	L, 81-71
2/9/02	H	W, 58-52
1/9/03	H	W, 72-62
2/8/03	A	L, 77-70
2/14/04	A	L, 70-60
3/2/04	A	L, 76-60
2/12/05	H	L, 82-58
3/1/05	A	L, 70-51
2/2/06	H	L, 48-41
2/16/06	A	L, 66-43
2/1/07	A	L, 54-48
2/13/07	H	W, 56-55
1/31/08	H	L, 73-64
2/14/08	A	L, 73-64
1/15/09	A	L, 63-56
2/14/09	H	L, 61-55
1/14/10	H	W, 56-52
2/13/09	A	L, 85-41
1/13/11	A	L, 57-74
2/12/11	H	W, 83-56
3/5/11	N	W, 82-76
12/31/11	H	W, 83-61
3/3/12	N	W, 82-65
1/21/13	A	W, 81-63
3/9/13	N	W, 87-80 (OT)
1/20/14	H	W, 102-78
1/15/15	A	W, 79-59
1/13/16	H	W, 67-53
2/1/17	A	L, 81-71
1/27/18	A	W, 67-61
2/9/19	H	L, 80-76
2/6/20	H	W, 71-62
2/20/20	A	W, 86-65

### TEXAS A&M-CORPUS CHRISTI (Series Tied 1-1)

H: 1-0 Date	A: 0-1 H/A/N	N: 0-0 Result
11/22/06	H	W, 69-68
12/1/07	A	L, 71-53

### TEXAS RIO GRANDE VALLEY (UTRGV leads 2-0)

H: 0-1 Date	A: 0-1 H/A/N	N: 0-0 Result
12/3/07	A	L, 62-56
11/17/08	H	L, 59-48

### TEXAS-SAN ANTONIO (UTSA leads 1-0)

H: 0-0 Date	A: 0-0 H/A/N	N: 0-1 Result
12/19/04	N	L, 75-59

### TEXAS SOUTHERN (UTM leads 1-0)

H: 0-0 Date	A: 0-0 H/A/N	N: 1-0 Result
12/2/94	N	W, 68-48

### TREVECCA (UTM leads 1-0)

H: 1-0 Date	A: 0-0 H/A/N	N: 0-0 Result
1976	H	W, 108-37

### TROY (UTM leads 10-6)

H: 7-1 Date	A: 3-5 H/A/N	N: 0-0 Result
1/23/82	H	W, 84-49
12/12/83	A	L, 70-62
1/13/86	H	W, 95-75
2/15/86	A	L, 74-64
1/10/87	A	W, 84-75
2/14/87	H	W, 89-55
1/25/88	A	L, 69-56
2/22/88	H	W, 92-81
1/21/89	H	W, 93-88
2/18/89	A	W, 72-71
1/27/90	A	W, 80-66
2/24/90	H	W, 100-75
1/12/90	H	W, 78-63
2/9/90	A	L, 81-80
1/20/92	A	L, 101-66
2/8/92	H	L, 99-89

### UAB (UAB leads 5-1)

H: 1-1 Date	A: 0-4 H/A/N	N: 0-0 Result
1/29/83	A	L, 83-63
1/28/84	H	W, 86-85
12/20/96	A	L, 74-41
11/26/00	A	L, 85-62
12/30/03	H	L, 78-58
12/22/12	A	L, 56-51

### UNION UNIVERSITY (UU leads 34-9)

H: 5-8 Date	A: 2-10 H/A/N	N: 2-15 Result
1972		W, 81-46
1972		L, 78-67
1973		L, 57-48
1973		W, 68-47
1973		L, 64-43
1974		L, 66-62
1974		L, 69-45
1974		L, 82-60
1974		L, 78-67
1975		L, 106-70
1975		L, 85-63
1976		L, 105-71
1976		L, 101-70
1977		L, 98-65
1977		L, 89-69
1978		L, 95-66
1978		L, 105-88
1979	A	L, 95-73
1979	H	L, 80-70
1980	H	W, 76-75
1980		L, 83-68
12/5/81	A	L, 73-54
2/1/82	H	L, 88-67
1/3/83	A	W, 72-67
1/15/83	H	W, 73-68
1/14/84	A	L, 78-68
1/31/84	H	L, 92-91
11/20/84	H	L, 76-69

1/26/85	A	L, 99-73
12/9/85	A	L, 94-76
1/31/86	H	W, 76-63
12/6/86	A	W, 80-76
12/12/86	H	W, 80-74
11/23/87	A	L, 87-71
2/18/88	H	L, 98-79
11/23/88	H	L, 96-73
2/16/89	A	L, 76-64
12/2/89	A	L, 86-79
1/4/90	H	W, 87-85
11/17/90	H	L, 86-84
12/8/90	A	L, 93-72
12/9/91	A	L, 88-74
2/10/92	H	L, 88-63

### UNC-ASHEVILLE (Series Tied 1-1)

H: 1-1 Date	A: 0-0 H/A/N	N: 0-0 Result
12/21/02	H	W, 85-78 (OT)
1/3/04	H	L, 56-53

### UNC-GREENSBORO (UTM leads 1-0)

H: 0-0 Date	A: 0-0 H/A/N	N: 1-0 Result
1971	N	W, 54-50

### UNC-WILMINGTON (UNCW leads 1-0)

H: 0-0 Date	A: 0-1 H/A/N	N: 0-0 Result
12/2/00	A	L, 58-56

### UNLV (UNLV leads 1-0)

H: 0-0 Date	A: 0-1 H/A/N	N: 0-0 Result
12/21/01	A	L, 91-68

### VALDOSTA STATE (VSU leads 8-4)

H: 4-2 Date	A: 0-6 H/A/N	N: 0-0 Result
2/13/86	A	L, 92-74
2/22/86	H	W, 79-68
1/3/87	H	W, 85-70
1/8/87	A	L, 85-70
1/23/88	A	L, 94-70
2/20/88	H	W, 70-65
1/23/89	H	L, 83-82
2/20/89	A	L, 68-49
1/29/90	A	L, 94-72
2/26/90	H	L, 87-71
1/14/91	H	W, 62-59
2/11/91	A	L, 83-80

### VANDERBILT (VU leads 12-1)

H: 1-5 Date	A: 0-7 H/A/N	N: 0-0 Result
1979	A	L, 74-55
1980	H	W, 71-68
2/11/82	A	L, 88-64
12/8/82	H	L, 76-66
2/23/83	A	L, 86-79
12/1/83	A	L, 95-63
1/10/84	H	L, 84-62
No. 4 12/22/02	H	L, 101-77
12/21/08	A	L, 86-29
12/9/10	A	L, 72-60
No. 23 12/7/11	H	L, 99-84
12/21/15	A	L, 64-61
11/27/16	H	L, 79-77

### VIRGINIA TECH (VT leads 1-0)

H: 0-0 Date	A: 0-1 H/A/N	N: 0-0 Result
12/28/02	A	L, 87-55

### WEST ALABAMA (WA leads 10-6)

H: 5-3 Date	A: 1-5 H/A/N	N: 0-2 Result
1980	N	L, 85-61
11/27/81	N	L, 79-73
12/10/84	H	W, 92-85
1/6/86	H	W, 78-73
2/3/86	A	L, 83-61
1/24/87	A	L, 94-81
2/22/87	H	L, 68-66
2/6/88	H	W, 86-80 (OT)
3/2/88	A	L, 75-71
1/9/89	H	L, 85-65

2/6/89	A	L, 62-61
1/15/90	A	W, 82-66
2/12/90	H	W, 67-62
1/21/91	A	L, 68-64
2/16/91	H	L, 74-63
2/20/92	H	W, 78-62

### WEST GEORGIA (WGU leads 7-6)

H: 3-3 Date	A: 3-4 H/A/N	N: 0-0 Result
12/13/82	A	W, 81-68
1/18/86	H	W, 90-60
2/10/86	A	W, 81-68
1/17/87	H	L, 73-72
2/9/87	A	W, 86-82
1/2/88	H	W, 84-72
1/30/88	A	L, 88-64
12/8/88	A	L, 91-46
1/30/89	H	L, 81-63
1/8/90	H	L, 72-58
2/5/90	A	L, 78-70
1/28/91	H	W, 85-82
2/25/91	A	L, 87-73

### WEST VIRGINIA (Series Tied 1-1)

H: 0-0 Date	A: 0-0 H/A/N	N: 1-1 Result
12/17/83	N	L, 69-62
12/3/00	N	W, 85-62

### WESTERN CAROLINA (UTM leads 2-0)

H: 1-0 Date	A: 1-0 H/A/N	N: 0-0 Result
11/16/16	A	W, 84-72
11/26/17	H	W, 62-54

### WESTERN ILLINOIS (UTM leads 2-0)

H: 1-0 Date	A: 0-0 H/A/N	N: 1-0 Result
1976	N	W, 87-63
1/13/83	H	W, 72-64

### WESTERN KENTUCKY (WKU leads 5-0)

H: 0-3 Date	A: 0-1 H/A/N	N: 0-1 Result
1976	N	L, 78-68
1979	H	L, 69-58
1979	H	L, 52-43
1980	H	L, 81-63
3/21/16	A	L, 64-57

### WINTHROP (Series is tied 1-1)

H: 0-0 Date	A: 0-0 H/A/N	N: 1-1 Result
11/30/08	N	L, 54-49
11/29/13	N	W, 79-74

### WISCONSIN (UW leads 1-0)

H: 0-0 Date	A: 0-0 H/A/N	N: 0-1 Result
12/12/92	N	L, 83-63

### XAVIER (XU leads 1-0)

H: 0-0 Date	A: 0-1 H/A/N	N: 0-0 Result
No. 25 11/28/08	A	L, 73-41

### YOUNGSTOWN STATE (YSU leads 1-0)

H: 0-0 Date	A: 0-0 H/A/N	N: 0-1 Result
12/21/96	N	L, 96-71



# YEAR-BY-YEAR RESULTS

## NADINE GEARIN

Tenure: 1969-78  
Overall: 104-86 (.547)



### 1969-70

COACH: NADINE GEARIN

RECORD: 8-2

Date	Opponent	H/A/N	Results
-	Murray State	-	W, 57-21
-	Memphis	-	W, 54-25
-	Murray State	-	W, 52-43
-	Jackson State CC	-	W, 48-36
-	Tennessee Tech	-	L, 62-53
-	vs. Tennessee	N	W, 61-46
-	vs. Middle Tennessee	N	W, 52-51
-	vs. Hiwassee JC	N	W, 52-50
-	Tennessee Tech	-	W, 54-52
-	Belmont	-	L, 66-47

### 1970-71

COACH: NADINE GEARIN

RECORD: 16-3

AIAW State Tournament Champions

Date	Opponent	H/A/N	Results
1/5	at Belmont	A	L, 75-53
1/16	vs. Jackson State CC	N	W, 37-12
1/16	at Lambuth	A	W, 31-15
1/16	vs. Memphis	N	W, 29-23
1/16	at Lambuth	A	L, 16-13
1/16	vs. Jackson State CC	N	W, 9-5
1/19	at Lambuth	A	W, 64-43
1/23	at Austin Peay	A	W, 49-36
1/30	Austin Peay	H	W, 51-37
2/6	at Belmont	A	W, 51-45
2/20	at Memphis	A	W, 52-26
2/26	vs. Jackson State CC	N	W, 69-24
2/27	at Lambuth	A	W, 53-41
2/28	vs. Memphis	N	W, 72-38
3/4	1- Tennessee	-	W, 39-26
3/5	1- Tennessee Tech	-	W, 50-41
3/5	1- Lambuth	-	W, 50-33
3/6	1- Tennessee Tech	-	L, 66-63
3/6	1- Tennessee Tech	-	W, 54-45

1 - AIAW State Tournament

### 1971-72

COACH: NADINE GEARIN

RECORD: 20-8

AIAW District Champions

AIAW Regional Champions

AIAW National Tournament Participant

Date	Opponent	H/A/N	Results
12/6	at Murray State	A	W, 35-15
12/12	Murray State	H	W, 48-25
1/7	at Lambuth	A	W, 43-32
1/14	at Middle Tennessee	A	W, 52-49
1/15	at Tennessee Tech	A	L, 54-41
1/22	Jackson State CC	H	W, 64-23
1/26	at Lambuth	A	L, 42-34
1/28	vs. Miss. Univ. for Women	-	W, 47-46
1/28	vs. Lambuth	-	W, 47-38
1/29	at Tennessee Tech	A	L, 39-31
1/29	vs. Lambuth	-	L, 52-40
2/3	Austin Peay	H	W, 54-38
2/4	Memphis	H	W, 62-28
2/15	Tennessee Tech	H	L, 54-52
2/19	at Jackson State CC	A	W, 54-45

2/19	at Memphis	A	W, 44-30
2/25	1- vs. Jackson State CC	N	W, 54-43
2/26	1- at Lambuth	A	W, 54-37
2/26	1- at Lambuth	A	W, 58-42
3/3	2- at Tennessee	A	W, 53-42
3/3	2- vs. Tennessee Tech	N	W, 52-49
3/4	2- vs. Tennessee Tech	N	L, 68-42
3/4	2- vs. Tennessee Tech	N	L, 64-42
3/10	3- vs. UNC Greensboro	N	W, 54-50
3/11	3- vs. Tennessee Tech	N	W, 43-36
3/12	3- vs. Bridgewater	N	W, 52-46
3/16	4- vs. Long Beach State	N	W, 53-43
3/17	4- vs. Miss. Univ. for Women	N	L, 43-25

1 - District Tournament

2 - AIAW State Tournament

3 - AIAW Regional Tournament - Boone, NC

4 - National Tournament - Normal, Ill.

### 1972-73

COACH: NADINE GEARIN

RECORD: 22-4

Date	Opponent	H/A/N	Results
12/20	Union University	H	W, 81-46
12/26	Murray State	H	W, 68-29
12/28	at Murray State	A	W, 54-44
1/12	Jackson State CC	H	W, 65-32
1/13	Jackson Independents	H	W, 57-42
1/19	Austin Peay	H	W, 57-42
1/22	Lambuth	H	W, 62-49
1/26	1- vs. Southwest Missouri	N	W, 52-44
1/27	1- vs. Mississippi College	N	W, 56-37
1/27	1- at Memphis	A	W, 51-33
2/2	Southern Illinois	H	W, 40-24
2/3	Jackson Independents	H	W, 61-49
2/7	at Austin Peay	A	W, 44-32
2/9	vs. Chattanooga	N	W, 62-47
2/9	at Tennessee Tech	A	W, 49-48
2/10	vs. Belmont	N	L, 60-33
2/16	at Lambuth	A	W, 46-33
2/17	at Southern Illinois	A	W, 31-19
2/18	Kentucky	H	W, 64-44
2/23	2- vs. Union University	N	L, 78-67
2/23	2- at Southwestern (Tenn.)	N	W, 60-35
2/23	2- vs. Lambuth	N	W, 51-50
3/2	3- vs. Tennessee	N	L, 59-57 (OT)
3/2	3- vs. Lambuth	N	W, 72-39
3/3	3- vs. East Tennessee St.	N	W, 63-30
3/3	3- vs. Tennessee	N	L, 61-57 (OT)

1 - Memphis Invitational - Memphis, Tenn.

2 - District Tournament

3 - AIAW State Tournament

### 1973-74

COACH: NADINE GEARIN

RECORD: 6-15

Date	Opponent	H/A/N	Results
12/5	Murray State	H	W, 52-36
12/7	at Lambuth	A	W, 58-42
12/10	at Murray State	A	W, 52-39
12/15	vs. Perkinson JC	N	W, 57-42
12/15	Belmont	H	L, 60-59
1/8	Union University	H	L, 57-48
1/9	Austin Peay	H	L, 65-52
1/17	Tennessee Tech	H	L, 60-59
1/18	at Indiana State	A	L, 52-41
1/19	at Southern Illinois	A	W, 45-43
1/23	at Austin Peay	A	L, 53-36
1/26	at Union University	A	W, 68-47
-	Belmont	-	L, 65-45
2/18	Lambuth	H	L, 40-39
-	Belmont	-	L, 71-44
2/15	vs. Austin Peay	A	L, 65-55
2/16	vs. Eastern Kentucky	N	L, 52-51

3/4	at Kentucky	A	L, 50-48
-	1- Lambuth	-	L, 61-58
-	1- Memphis	-	L, 54-27
-	1- Union University	-	L, 64-43

1 - District Tournament

### 1974-75

COACH: NADINE GEARIN

RECORD: 11-14

Date	Opponent	H/A/N	Results
-	Memphis State	H	L, 66-63
-	at Dyersburg State CC	A	W, 65-48
12/4	at Lambuth	A	W, 59-52
-	Murray State	-	W, 63-39
-	Belmont	-	L, 73-52
-	Stephen F. Austin	-	L, 90-61
-	Central Missouri	-	L, 69-62
-	Illinois State	-	W, 67-54
-	Dyersburg State CC	-	W, 61-44
-	Union University	-	L, 66-62
-	Lambuth	-	W, 93-64
1/30	at Murray State	A	L, 66-52
1/31	Eastern Illinois	H	W, 66-43
2/1	at Southern Illinois	A	W, 48-44
-	Indiana State	-	L, 61-57
2/4	at Union University	A	L, 69-45
-	Tennessee	-	L, 91-76
-	Belmont	-	L, 88-59
-	Chattanooga	-	L, 75-61
-	Middle Tennessee	-	L, 77-69
2/20	1- Dyersburg State CC	H	W, 61-30
-	1- Union University	-	L, 82-60
-	1- Jackson State CC	-	W, 61-55
-	1- Lambuth	-	W, 66-48
-	1- Union University	-	L, 78-67

1 - District Tournament

### 1975-76

COACH: NADINE GEARIN

RECORD: 6-14

Date	Opponent	H/A/N	Results
12/16	at Murray State	A	L, 61-52
12/18	at Memphis	A	L, 72-39
12/10	at Tennessee	A	L, 77-50
12/12	at Chattanooga	A	L, 97-61
12/15	Indiana State	H	L, 63-60
1/14	Murray State	H	W, 62-53
1/20	at Union University	A	L, 106-70
1/24	at Middle Tennessee	A	L, 91-66
1/27	at Belmont	A	L, 86-38
1/31	at Lambuth	A	W, 81-46
2/3	Lambuth	H	W, 75-40
2/7	Belmont	H	L, 58-48
2/11	Illinois State	H	W, 89-85
2/13	Southern Illinois	H	L, 62-61
2/14	Union University	H	L, 85-63
2/21	East Tennessee State	H	W, 64-56
2/24	Middle Tennessee	H	L, 81-76
-	1- Middle Tennessee	-	L, 87-79
-	1- East Tennessee State	-	W, 72-53
-	1- Tennessee	-	L, 77-62

1 - AIAW State Tournament - Johnson City, Tenn.

### 1976-77

COACH: NADINE GEARIN

RECORD: 10-13

Date	Opponent	H/A/N	Results
12/6	at Missouri State	A	W, 66-47
12/8	Memphis	H	L, 79-33
12/11	vs. Central Missouri	A	L, 74-64
12/18	Murray State	H	W, 67-61
1/17	Lambuth	H	W, 72-36

1/21	vs. Austin Peay	N	W, 88-53
1/22	vs. Kentucky	N	L, 63-56
1/22	vs. Western Kentucky	N	L, 78-68
1/25	at Union University	A	L, 105-71
1/28	at Southern Illinois	A	L, 73-35
1/29	vs. Western Illinois	N	W, 87-63
2/1	Union University	H	L, 101-70
2/4	at Austin Peay	A	W, 63-50
2/8	at Belmont	A	L, 84-52
2/11	Austin Peay	H	W, 60-44
2/12	Trevecca	H	W, 108-37
2/15	Southeast Missouri	H	W, 83-33
2/18	at Lambuth	A	L, 53-34
2/24	Murray State	H	W, 68-60
2/26	Chattanooga	H	L, 94-75
2/29	Belmont	H	L, 76-71
3/2	1- vs. Middle Tennessee	N	L, 69-67
3/4	1- vs. Memphis	N	L, 76-63

1 - AIAW State Tournament - Memphis, Tenn.

**1977-78****COACH: NADINE GEARIN****RECORD: 5-13**

Date	Opponent	H/A/N	Results
11/28	Austin Peay	H	L, 60-57
11/30	at Memphis	A	L, 102-39
12/1	at Southeast Missouri	A	W, 74-40
12/10	Tennessee Tech	H	L, 79-70
12/13	at Milligan	A	W, 98-40
12/14	at East Tennessee State	A	L, 76-67
1/14	Eastern Illinois	H	L, 64-57
-	New Orleans	-	W, 77-40
1/24	Southeast Missouri	H	W, 67-47
1/31	Middle Tennessee	-	W, 74-35
2/6	at Union University	A	L, 98-65
2/9	at Lambuth	H	L, 76-64
2/13	at Austin Peay	A	L, 66-61
2/18	at Chattanooga	A	L, 89-68
2/23	Union University	H	L, 89-69
2/24	at Lambuth	A	L, 79-56
3/1	1- Middle Tennessee	H	L, 70-54
3/3	1- Memphis	H	L, 78-64

1 - AIAW State Tournament - Martin, Tenn.

**JUDY SOUTHARD****Tenure: 1978-81****Overall: 27-51 (.346)****1978-79****COACH: JUDY SOUTHARD****RECORD: 11-14**

Date	Opponent	H/A/N	Results
11/21	Memphis	H	L, 94-68
11/28	Austin Peay	H	W, 74-67
-	Union University	-	L, 95-66
12/9	at Austin Peay	A	L, 80-65
12/12	East Tennessee State	H	W, 75-65
12/15	Arkansas-Little Rock	H	W, 58-52
12/16	Murray State	H	W, 77-69
-	Lambuth	H	L, 71-65
-	Blue Mountain	-	W, 78-73
-	North Alabama	-	L, 79-71
-	Alabama-Huntsville	-	W, 73-63
1/26	Belmont	H.	W, 70-69
1/29	at Lambuth	A	L, 78-58
-	Southern Illinois	-	L, 74-53
-	Indiana State	-	L, 61-53
2/6	Union University	H	L, 105-88
-	Tennessee	-	L, 124-60
-	at Belmont	A	W, 79-78
2/16	Southeast Missouri	H	W, 73-48

-	Tennessee Tech	L, 100-61
2/21	Middle Tennessee	H L, 73-69
2/24	Eastern Illinois	H W, 78-72
-	1- Memphis	W, 73-66
-	1- Tennessee	L, 96-51
-	1- East Tennessee State	L, 74-69

1 - TCWSF State Tournament - Knoxville, Tenn.

**1979-80****COACH: JUDY SOUTHARD****RECORD: 5-18**

Date	Opponent	H/A/N	Results
11/17	at Union University	A	L, 95-73
11/19	Memphis	A	L, 77-61
11/30	Murray State	H	L, 86-72
12/1	at Austin Peay	A.	L, 89-52
12/4	at Southeast Missouri	A	W, 64-61
12/8	at Western Kentucky	A	L, 69-58
-	1- Alabama-Huntsville	H	W, 84-55
-	1- Western Kentucky	H	L, 52-43
-	1- Austin Peay	H	W, 59-52
1/2	at Chattanooga	A	L, 86-71
1/5	at Murray State	A	L, 68-55
1/8	at Austin Peay	A	L, 75-61
1/12	Union University	H	L, 80-70
1/14	at Vanderbilt	A	L, 74-55
1/22	Tennessee State	H	L, 63-61
1/26	Blue Mountain	H	W, 74-66
1/28	Tennessee Tech	H	L, 89-64
2/2	at Middle Tennessee	A	L, 63-49
2/4	at Blue Mountain	A	W, 71-64
2/11	at East Tennessee State	A	L, 73-58
2/16	Tennessee	H	L, 69-55
2/23	at Eastern Illinois	A	L, 68-64
2/28	2- vs. Tennessee	N	L, 81-35

1 - Lady Pacer Christmas Tournament - Martin, Tenn.

2 - TCWSF Tournament - Cookeville, Tenn.

**1980-81****COACH: JUDY SOUTHARD****RECORD: 11-19**

Date	Opponent	H/A/N	Results
11/20	Blue Mountain	H	W, 65-56
11/22	at Murray State	A	L, 68-63
-	Union University	H	W, 76-75
12/2	at Tennessee State	A.	W, 78-75
12/5	at Christian Brothers	A	L, 58-47
12/12	1- Alabama-Huntsville	H	W, 71-58
12/13	1- Murray State	H	L, 63-60
12/14	1- Austin Peay	H	L, 70-67
1/6	Western Kentucky	H	L, 81-63
1/8	Missouri-St. Louis	H	W, 68-55
1/10	at Mississippi State	A	L, 85-61
1/15	2- vs. West Alabama	N	L, 85-61
1/17	2- vs. North Alabama	N	W, 63-59
1/19	Chattanooga	H	L, 91-74
1/21	Memphis	H	L, 74-65
1/23	at Southern Illinois	A	L, 97-79
1/26	East Tennessee State	H	L, 84-76
1/29	Murray State	H	L, 73-62
1/31	Austin Peay	H	L, 60-55
2/3	at Union University	A	L, 83-68
2/7	Bethel	H	W, 86-55
-	Vanderbilt	H	W, 71-68
-	3- Arkansas State	-	L, 66-46
-	3- Miss. Univ. for Women	-	W, 66-52
-	Middle Tennessee	H	L, 75-62
-	at Tennessee Tech	A	L, 92-59
-	at Austin Peay	A	L, 68-61
-	Blue Mountain	-	W, 50-40
-	4- Austin Peay	-	W, 54-53
-	4- Tennessee	-	L, 71-41

1 - Lady Pacer Christmas Invitational - Martin, Tenn.

2 - Gulf South Invitational - Cleveland, Miss.

3 - Arkansas Invitational - Fayetteville, Ark.

4 - TCWSF Tournament - Memphis, Tenn.

**ANNE STRUSZ****Tenure: 1981-83**  
**Overall: 31-24 (.563)****1981-82****COACH: ANNE STRUSZ****RECORD: 12-14**

Date	Opponent	H/A/N	Results
11/19	National College	H	W, 82-75
11/23	Memphis	A	L, 100-58
11/27	1- West Alabama	N	L, 79-73
11/28	1- Austin Peay	A	W, 74-68
12/5	Union University	A	L, 73-54
12/10	Austin Peay	A	W, 73-53
12/12	Mississippi State	A	L, 63-59
12/18	2- Davis-Elkins	N	W, 82-67
12/19	2- at Northern Kentucky	A	W, 74-68
1/6	Austin Peay	H	L, 69-62
1/8	Southern Illinois	H	W, 68-66
1/9	East Tennessee State	A	L, 76-38
1/12	Bethel	H	W, 82-49
1/20	Christian Brothers	H	L, 70-66
1/23	Troy	H	W, 84-49
1/30	Blue Mountain	H	W, 83-66
2/1	Union University	H	L, 88-67
2/4	Murray State	H	L, 106-80
2/9	Rust College	H	W, 68-61
2/11	Vanderbilt	A	L, 88-64
2/13	Tennessee State	H	L, 64-56
2/15	Lane College	H	W, 88-67
2/17	Chattanooga	A	L, 93-89
2/22	Tennessee State	A	L, 88-67
2/25	Murray State	A	W, 79-77
2/28	3- Austin Peay	-	L, 74-61

1 - Lady Governor Invitational - Clarksville, Tenn.

2 - Northern Kentucky Invitational - Highland Heights, Ky.

3 - TCWSF Tournament

**1982-83****COACH: ANNE STRUSZ****RECORD: 19-10**

Date	Opponent	H/A/N	Results
11/23	Lambuth	A	W, 74-64
11/26	1- Bethel	H	W, 101-57
11/27	1- Southeast Missouri	H	W, 82-78
11/30	Murray State	A	W, 82-72
12/3	Memphis	H	L, 82-63
12/8	Vanderbilt	H	L, 76-66
12/11	Austin Peay	H	W, 82-68
12/13	West Georgia	A	W, 81-68
12/15	Miami (Fla.)	N	W, 95-81
12/18	at Stetson	A	W, 75-57
1/3	Union University	A	W, 72-67
1/6	Murray State	H	W, 73-65
1/8	Arkansas State	H	W, 81-57
1/10	Tennessee State	H	L, 68-63
1/13	Western Illinois	H	W, 72-64
1/15	Union University	H	W, 73-68
1/17	Freed-Hardeman	A	W, 107-78
1/24	Middle Tennessee	H	L, 75-68
1/28	Tennessee State	A	L, 66-58
1/29	UAB	A	L, 83-63
2/3	Lambuth	A	W, 61-56
2/10	Austin Peay	A	W, 76-74
2/12	Southern Illinois	A	L, 79-39
2/19	Delta State	H	W, 88-84
2/21	Middle Tennessee	A	L, 86-65
2/23	Vanderbilt	A	L, 86-79
2/28	Arkansas State	A	W, 89-80
3/3	2- Jacksonville State	N	W, 74-59
3/4	2- Delta State	N	L, 96-70

1 - Lady Pacer Thanksgiving Classic

2 - Gulf South Conference Tournament



**KAREN LAWLER**

**Tenure:** 1983-89  
**Overall:** 60-99 (.399)  
**GSC:** 22-34 (.392)

**1983-84****COACH:** KAREN LAWLER**RECORD:** 9-19

Date	Opponent	H/A/N	Results
11/22	Lambuth	H	W, 103-74
11/25	South Alabama	H	W, 67-65
11/28	Arkansas State	A	L, 79-77
12/1	Vanderbilt	A	L, 95-63
12/3	Austin Peay	A	L, 88-62
12/8	Tennessee State	H	W, 71-68
12/12	Troy	A	L, 70-62
12/16	1- Georgia State	N	W, 80-72
12/17	1- West Virginia	N	L, 69-62
12/18	1- Indiana State	N	W, 75-65
1/6	Arkansas State	H	W, 74-71
1/10	Vanderbilt	H	L, 84-62
1/14	Union University	A	L, 78-68
1/17	Lambuth	A	L, 71-67
1/21	Delta State	H	L, 81-69
1/23	Middle Tennessee	A	L, 67-55
1/26	North Alabama	A	L, 74-64
1/28	UAB	H	W, 86-85
1/31	Union University	H	L, 92-91
2/2	2- Chattanooga	A	L, 79-51
2/2	2- Berry College	A	L, 80-69
2/7	Middle Tennessee	H	L, 86-79
2/11	Mississippi College	H	W, 89-86
2/14	Cumberland (Tenn.)	H	W, 86-70
2/18	Delta State	H	L, 95-65
2/22	North Alabama	H	L, 76-58
2/25	Tennessee State	A	L, 88-72
2/28	Austin Peay	H	L, 94-87

1 - South Florida Christmas Tournament - Tampa, Fla.  
 2 - Lady Moc Invitational - Chattanooga, Tenn.

**1984-85****COACH:** KAREN LAWLER**RECORD:** 7-17

Date	Opponent	H/A/N	Results
11/17	Bethel	A	W, 73-64
11/20	Union University	H	L, 76-69
11/30	Murray State	H	L, 90-69
12/7	Southeast Missouri	H	L, 85-73
12/10	West Alabama	H	W, 92-85
12/12	Bethel	H	W, 79-57
12/14	Murray State	A	L, 110-80
1/3	West Alabama	A	L, 89-74
1/5	Austin Peay	H	L, 101-55
1/8	Lambuth	A	W, 88-69
1/10	Middle Tennessee	A	L, 95-55
1/12	Arkansas State	A	L, 95-83
1/15	Rust College	A	L, 85-66
1/18	1- Lambuth	H	W, 101-90
1/19	1- Miss. Univ. for Women	H	L, 81-76
1/22	Kentucky Wesleyan	H	W, 93-61
1/26	Union University	A	L, 99-73
2/4	Austin Peay	A	L, 103-61
2/6	Southeast Missouri	A	L, 71-57
2/11	Arkansas State	H	W, 72-62
2/14	Middle Tennessee	A	L, 80-64
2/20	North Alabama	A	L, 97-86
2/23	Delta State	A	L, 105-69
2/25	Mississippi College	A	L, 101-79

1 - Lady Pacer Tournament - Martin, Tenn.

**GULF SOUTH CONFERENCE ERA****Six Seasons:** 1985-91**Overall Record:** 66-94**Conference Record:** 31-57**Championships:** None

The Lady Pacers joined the Gulf South Conference prior to the 1985-86 season. During the six seasons that UT Martin was a member of the conference, the Lady Pacers posted a 31-57 record and earned berths in two GSC Tournaments where they posted a 1-2 mark.

**1985-86****COACH:** KAREN LAWLER**RECORD:** 14-13 [8-6 GSC]

Date	Opponent	H/A/N	Results
11/23	Evansville	A	L, 77-76
11/25	Southeast Missouri	A	L, 79-68
12/3	Lambuth	H	W, 80-79
12/6	1- Miss. Univ. for Women	A	L, 82-78
12/7	1- Angelo State	N	W, 81-60
12/9	Union University	A	L, 94-76
12/10	Christian Brothers	H	W, 83-77
12/12	Southeast Missouri	H	L, 71-59
1/4	* North Alabama	H	W, 81-66
1/6	* West Alabama	H	W, 78-73
1/7	Lambuth	A	W, 86-60
1/13	* Troy	H	W, 95-75
1/18	* West Georgia	H	W, 90-60
1/20	* Jacksonville State	A	W, 89-69
1/23	Christian Brothers	A	L, 75-65
1/25	* Delta State	A	L, 97-76
1/28	Evansville	H	W, 81-71
1/31	Union University	H	W, 76-63
2/3	* West Alabama	A	L, 83-61
2/6	* North Alabama	A	L, 99-82
2/8	* Delta State	H	L, 95-83
2/10	* West Georgia	A	W, 81-68
2/13	* Valdosta State	A	L, 92-74
2/15	* Troy	A	L, 74-64
2/18	Jacksonville State	H	W, 85-69
2/22	Valdosta State	H	W, 79-68
2/26	2- Delta State	A	L, 78-68

1 - Mississippi Univ. for Women Christmas Tournament - Columbus, Miss.  
 2 - Gulf South Conference Tournament - Cleveland, Miss.  
 \* Gulf South Conference Game

**1986-87****COACH:** KAREN LAWLER**RECORD:** 15-12 [7-7 GSC]

Date	Opponent	H/A/N	Results
11/21	Lambuth	H	W, 83-70
11/26	Southeast Missouri	A	L, 78-59
11/28	SIUE	A	W, 77-67
12/4	Murray State	H	L, 73-67
12/6	Union University	A	W, 80-76
12/9	Lambuth	A	L, 57-56
12/12	Union University	H	W, 80-74
12/16	SIUE	H	W, 69-63
12/19	1- Alabama-Huntsville	N	W, 64-62
12/20	1- Miss. U. for Women	A	L, 65-64 (OT)
1/3	* Valdosta State	H	W, 85-70
1/8	* Valdosta State	A	L, 85-70
1/10	* Troy	A	W, 84-75
1/12	Alabama-Huntsville	H	W, 87-66
1/15	* North Alabama	H	W, 89-59
1/17	* West Georgia	H	L, 73-72
1/19	* Delta State	H	L, 67-59
1/24	* West Alabama	A	L, 94-81
1/26	Southeast Missouri	H	L, 67-65
2/2	* Delta State	A	L, 87-51
2/7	* Jacksonville State	A	W, 76-53
2/9	* West Georgia	A	W, 86-82
2/12	* North Alabama	A	L, 79-77
2/14	* Troy	H	W, 89-55

2/16	* Jacksonville State	A	W, 81-57
2/19	Alabama-Huntsville	H	W, 79-62
2/22	* West Alabama	H	L, 68-66

1 - Mississippi Univ. for Women Christmas Tournament - Columbus, Miss.  
 \* Gulf South Conference Game

**1987-88****COACH:** KAREN LAWLER**RECORD:** 9-19 [4-10 GSC]

Date	Opponent	H/A/N	Results
11/21	Lambuth	H	W, 74-72
11/23	Union University	A	L, 87-71
11/27	Murray State	A	L, 70-61
12/2	Southeast Missouri	H	L, 79-78
12/4	1- Missouri Western	N	W, 73-57
12/5	1- Indianapolis	N	L, 74-68
12/7	Arkansas-Little Rock	H	W, 75-58
12/9	Lambuth	A	L, 78-63
12/16	SIUE	H	W, 73-70
1/2	* West Georgia	H	W, 84-72
1/4	* Jacksonville State	H	L, 79-76
1/14	* North Alabama	A	L, 78-63
1/18	Miss. Univ. for Women	A	L, 79-77
1/23	* Valdosta State	A	L, 94-70
1/25	* Troy	A	L, 69-56
1/30	* West Georgia	A	L, 88-64
2/1	* Jacksonville State	A	L, 74-64
2/4	* Delta State	A	L, 84-61
2/6	* West Alabama	H	W, 86-80 (OT)
2/8	* Delta State	H	L, 78-58
2/11	Southeast Missouri	A	L, 73-66
2/14	Miss Univ. for Women	H	W, 86-65
2/18	Union University	H	L, 98-79
2/20	* Valdosta State	H	W, 70-65
2/22	* Troy	H	W, 92-81
2/25	* North Alabama	H	L, 78-67
3/2	2- West Alabama	A	L, 75-71

1 - SIUE Thanksgiving Tournament - Edwardsville, Ill.  
 2 - Gulf South Conference Tournament - Cleveland, Miss.  
 \* Gulf South Conference Game

**1988-89****COACH:** KAREN LAWLER**RECORD:** 6-20 [3-11 GSC]

Date	Opponent	H/A/N	Results
11/23	Union University	H	L, 6-73
11/25	1- Missouri S&T	N	L, 64-60
11/26	1- Quincy College	N	W, 78-59
11/28	Southeast Missouri	A	L, 81-51
12/1	Lambuth	H	L, 81-73
12/8	* West Georgia	A	L, 91-46
12/10	* Jacksonville State	A	L, 72-65
1/2	Southeast Missouri	H	L, 72-68
1/4	SIUE	A	L, 81-77
1/7	* Delta State	H	L, 75-66
1/9	* West Alabama	H	L, 85-65
1/12	* North Alabama	H	W, 72-70 (OT)
1/16	Miss. Univ. for Women	A	W, 73-66
1/21	* Troy	H	W, 93-88
1/23	* Valdosta State	H	L, 83-82
1/28	* Jacksonville State	H	L, 75-67
1/30	* West Georgia	H	L, 81-63
2/4	* Delta State	A	L, 87-52
2/6	* West Alabama	A	L, 62-61
2/13	SIUE	H	L, 70-68
2/16	Union University	A	L, 76-64
2/18	* Troy	A	W, 72-71
2/20	* Valdosta State	A	L, 68-49
2/23	* North Alabama	A	L, 75-44
2/25	Miss. Univ. for Women	H	L, 84-82 (OT)

1 - Southern Indiana Thanksgiving Tournament - Evansville, Ind.  
 \* Gulf South Conference Game

## SHARMAN COLEY

Tenure: 1989-96

Overall: 66-118 (.359)

GSC: 9-23 (.281)

OVC: 16-48 (.250)



### 1989-90

COACH: SHARMAN COLEY

RECORD: 12-13 [5-11 GSC]

Date	Opponent	H/A/N	Results
11/17	Bethel (FH)	H	W, 87-79
11/20	Lambuth	A	L, 89-79
11/30	Blue Mountain	A	W, 79-64
12/2	Union University	A	L, 86-79
12/7	Lambuth (FH)	H	W, 98-79
12/16	Bethel	A	W, 85-55
1/4	Union University (FH)	H	W, 87-85
1/6	* Jacksonville State	H	L, 85-80 (OT)
1/8	* West Georgia	H	L, 72-58
1/11	Miss. Univ. for Women (FH)	H	W, 88-70
1/13	* Delta State	A	L, 81-77
1/15	* West Alabama	A	W, 82-66
1/18	* North Alabama	A	L, 88-76 (OT)
1/20	* Mississippi College	H	W, 96-92
1/27	* Troy	A	W, 80-66
1/29	* Valdosta State	A	L, 94-72
2/3	* Jacksonville State	A	L, 85-77 (OT)
2/5	* West Georgia	A	L, 78-70
2/10	* Delta State	H	L, 104-81
2/12	* West Alabama (FH)	H	W, 67-62
2/17	* Mississippi College	A	L, 79-58
2/22	Miss. Univ. for Women	A	W, 85-67
2/24	* Troy	H	W, 100-75
2/26	* Valdosta State	H	L, 87-71
3/1	* North Alabama	H	L, 80-79

\*Gulf South Conference Game  
(FH) Played in Lady Pacer Fieldhouse

### 1990-91

COACH: SHARMAN COLEY

RECORD: 10-18 [4-12 GSC]

Date	Opponent	H/A/N	Results
11/17	Union University (FH)	H	L, 86-84
11/26	Lambuth	A	L, 89-86
11/30	1- Lipscomb	N	W, 85-79
12/1	1- Southeast Missouri	A	L, 78-66
12/6	Lambuth	H	W, 77-63
12/8	Union University	A	L, 93-72
12/14	Bethel (FH)	H	W, 79-48
12/20	* Delta State	A	L, 90-59
12/22	* Mississippi College	A	L, 73-67
1/7	* North Alabama	A	L, 83-57
1/9	Bethel	H	W, 91-82
1/12	* Troy	H	W, 78-63
1/14	* Valdosta State	H	W, 62-59
1/21	* West Alabama	A	L, 68-64
1/24	Tennessee State	A	L, 76-70
1/26	* Jacksonville State	H	L, 88-84
1/28	* West Georgia	H	W, 85-82
2/2	Miss. Univ. For Women	A	W, 90-75
2/4	* North Alabama	H	L, 99-83
2/9	* Troy	A	L, 81-80
2/11	* Valdosta State	A	L, 83-80
2/13	Tennessee State (FH)	H	L, 73-72
2/16	* West Alabama	H	L, 74-63
2/18	Miss. Univ. For Women (FH)	H	W, 81-70
2/23	* Jacksonville State	A	L, 101-93
2/25	* West Georgia	A	L, 87-73
2/28	* Delta State	H	L, 84-71
3/2	* Mississippi College	H	W, 75-65

1- Southeast Missouri Tournament - Cape Girardeau, Mo.  
\* Gulf South Conference Game  
(FH) Played in Lady Pacer Fieldhouse

### 1991-92

COACH: SHARMAN COLEY

RECORD: 14-13

Date	Opponent	H/A/N	Results
11/23	Christian Brothers	A	W, 84-79
11/26	Austin Peay (FH)	H	L, 111-98
12/2	Murray State	A	L, 102-89
12/3	Christian Brothers (FH)	H	W, 73-67
12/7	Bethel (FH)	H	W, 90-64
12/9	Union University	A	L, 88-74
12/14	East Texas State (FH)	H	W, 80-70
1/2	North Alabama	A	L, 85-72
1/4	Eastern Kentucky (FH)	H	L, 98-59
1/6	Murray State (FH)	H	L, 84-73
1/8	Tennessee State	A	W, 67-63
1/11	Lincoln Memorial	H	W, 78-72
1/16	Middle Tennessee (FH)	H	L, 90-69
1/18	Miss. Univ. for Women	A	W, 76-50
1/20	Troy	A	L, 101-66
1/23	North Alabama (FH)	H	W, 73-67
1/27	SIUE	H	W, 77-70
1/29	Tennessee State (FH)	H	W, 79-77
2/3	Middle Tennessee	A	L, 110-66
2/5	Austin Peay	A	L, 83-81 (OT)
2/8	Troy	H	L, 99-89
2/10	Union University (FH)	H	L, 88-63
2/12	Eastern Kentucky	A	L, 83-68
2/15	Lincoln Memorial	A	W, 68-58
2/20	West Alabama (FH)	H	W, 78-62
2/22	SIUE	A	W, 86-82
2/29	Miss. Univ. for Women (FH)	H	W, 79-56

(FH) Played in Lady Pacer Fieldhouse

### OHIO VALLEY CONFERENCE ERA

28 Seasons: 1992-Present

Overall Record: 395-422

Conference Record: 256-224

Championships: Five

(2011-12, 2013-14, 2014-15, 2015-16, 2019-20)

The Skyhawks joined the Ohio Valley Conference prior to the 1992-93 season following a season as an independent while transitioning to Division I. After a bumpy start to the OVC, the Skyhawks recorded their first league title in 1998-99 before a string of championships in the 2010s - including four consecutive OVC Tournament championships and NCAA Tournament berths from 2011-14.

### 1992-93

COACH: SHARMAN COLEY

RECORD: 2-23 [1-15 OVC]

Date	Opponent	H/A/N	Results
12/1	Bethel (FH)	H	W, 103-88
12/5	Georgia State	A	L, 82-63
12/11	1- Memphis	A	L, 95-69
12/12	1- Wisconsin	A	L, 83-63
12/20	St. Joseph's (FH)	H	L, 88-70
12/31	East Tennessee State	A	L, 102-94
1/2	Appalachian State	A	L, 94-67
1/10	Georgia State (FH)	H	L, 78-76
1/14	* Murray State	A	L, 88-85
1/16	* Tennessee Tech	H	L, 101-59
1/18	* Middle Tennessee	H	L, 76-54
1/23	* Austin Peay	A	W, 95-90
1/25	* Tennessee State	A	L, 84-66
1/28	* Southeast Missouri (FH)	H	L, 69-50
1/30	* Eastern Kentucky	A	L, 92-61
2/1	* Morehead State	A	L, 84-76
2/6	* Tennessee Tech	A	L, 94-62
2/8	* Middle Tennessee	A	L, 81-73
2/11	* Murray State	H	L, 80-68
2/13	* Austin Peay	H	L, 65-55
2/15	* Tennessee State	H	L, 85-62

2/18	Memphis	A	L, 101-89
2/24	* Southeast Missouri	A	L, 80-56
2/27	* Eastern Kentucky	H	L, 95-76
3/1	* Morehead State	H	L, 77-69

1- Memphis Tournament - Memphis, Tenn.

\*OVC Game

(FH) Played in Lady Pacer Fieldhouse

### 1993-94

COACH: SHARMAN COLEY

RECORD: 7-19 [3-13 OVC]

Date	Opponent	H/A/N	Results
11/29	Bethel	H	W, 78-65
12/1	Memphis	A	L, 86-74
12/4	Saint Louis	H	W, 68-65
12/14	Stetson	A	L, 77-73
12/18	Oral Roberts	A	W, 83-61
12/20	Indiana (FH)	H	L, 101-71
12/30	East Tennessee State (FH)	H	L, 83-82
1/3	* Middle Tennessee	H	L, 83-65
1/6	Saint Louis	A	L, 85-82 (2 OT)
1/8	* Tennessee State	A	L, 87-63
1/10	* Tennessee Tech	A	L, 81-67
1/13	* Morehead State	H	L, 80-73
1/15	* Eastern Kentucky	H	L, 92-77
1/22	* Murray State	A	W, 93-81
1/24	* Southeast Missouri	A	L, 96-61
1/27	Oral Roberts (FH)	H	W, 82-75
1/31	* Middle Tennessee	A	L, 84-60
2/5	* Austin Peay	H	L, 73-65
2/7	* Tennessee Tech	H	L, 88-69
2/9	* Tennessee State	H	L, 93-81
2/14	Memphis (FH)	H	L, 81-67
2/16	* Austin Peay	A	W, 73-70
2/19	* Morehead State	A	L, 97-83
2/20	* Eastern Kentucky	A	L, 85-69
2/26	* Southeast Missouri	H	L, 84-76
2/28	* Murray State	H	W, 87-81

\* OVC Game

(FH) Played in Lady Pacer Fieldhouse

### 1994-95

COACH: SHARMAN COLEY

RECORD: 12-15 [7-9 OVC]

Date	Opponent	H/A/N	Results
11/29	Saint Louis	A	W, 73-70
12/2	1- Texas Southern	N	W, 68-48
12/3	1- Buffalo	A	L, 97-76
12/10	Bethel (FH)	H	W, 72-66
12/15	Memphis	A	L, 75-56
12/18	Indiana	A	L, 84-56
1/5	* Middle Tennessee	A	L, 105-96
1/7	* Tennessee State	A	L, 99-67
1/9	* Tennessee Tech	H	L, 72-57
1/13	Saint Louis (FH)	H	W, 78-76 (OT)
1/16	Oral Roberts (FH)	H	W, 82-63
1/21	* Murray State	H	W, 74-69
1/23	* Southeast Missouri	H	L, 63-61
1/26	* Morehead State	A	W, 83-78
1/28	* Eastern Kentucky	A	L, 78-76
1/30	* Middle Tennessee	H	L, 95-89
2/2	Memphis	H	L, 93-76
2/4	* Austin Peay	A	L, 87-84 (OT)
2/6	* Tennessee Tech	A	L, 83-76 (OT)
2/8	* Tennessee State	H	W, 81-78
2/11	Oral Roberts	A	L, 79-68
2/16	* Austin Peay	H	W, 76-65
2/18	* Eastern Kentucky	H	L, 83-75
2/20	* Morehead State	H	W, 78-61
2/25	* Southeast Missouri	A	W, 91-89
2/27	* Murray State	A	W, 77-72
3/4	2- Eastern Kentucky	A	L, 80-76

1- Buffalo Tournament - Buffalo, NY

2- OVC Tournament - Nashville, Tenn.

\* OVC Game

(FH) Played in Lady Pacer Fieldhouse



## 1995-96

COACH: SHARMAN COLEY  
RECORD: 9-17 [5-11 OVC]

Date	Opponent	H/A/N	Results
11/24	1- Illinois-Chicago	A	L, 73-65
11/15	1- Nicholls State	A	W, 73-63
11/28	Bethel	H	W, 89-55
12/2	Martin Methodist	H	W, 99-80
12/9	Saint Louis	A	W, 85-73
12/18	Mississippi State	H	L, 85-71
12/20	2- Charleston Southern	N	L, 74-70
12/21	2- Morehead State	N	L, 72-68
1/2	Saint Louis	H	L, 90-76 (OT)
1/6	* Tennessee Tech	A	L, 79-78
1/8	* Tennessee State	A	L, 84-77
1/11	* Southeast Missouri	A	L, 86-68
1/13	* Morehead State	H	L, 88-86
1/15	* Eastern Kentucky	H	W, 70-67
1/20	* Murray State	H	L, 80-71
1/23	Memphis	A	L, 99-59
1/27	* Middle Tennessee	A	L, 96-78
1/29	* Austin Peay	A	L, 87-74
2/3	* Tennessee State	H	W, 66-51
2/5	* Tennessee Tech	H	W, 75-61
2/8	* Southeast Missouri	H	W, 86-84
2/10	* Eastern Kentucky	A	L, 69-60
2/12	* Morehead State	A	W, 90-85
2/17	* Murray State	A	L, 75-63
2/24	* Austin Peay	H	L, 75-69 (OT)
2/26	* Middle Tennessee	H	L, 76-70

1 - Otahtian Shoot-Out - Cape Girardeau, Mo.

2 - Navy Classic - Annapolis, Md.

\* OVC Game

GARY AND KIM VAN ATTA

Tenure: 1996-04

Overall: 105-122 (.463)

OVC: 71-65 (.522)



## 1996-97

COACHES: GARY & KIM VAN ATTA  
RECORD: 8-18 [7-11 OVC]

Date	Opponent	H/A/N	Results
11/23	Martin Methodist	H	W, 72-61
11/25	Mississippi State	A	L, 73-46
11/29	1- Memphis	A	L, 83-52
11/30	1- Tennessee State	A	L, 82-65
12/16	Belmont	H	L, 61-57
12/20	2- UAB	N	L, 74-41
12/21	2- Youngstown State	N	L, 96-71
1/6	* Murray State	H	W, 65-57
1/9	* Southeast Missouri	A	W, 66-53
1/11	* Tennessee State	H	W, 66-62
1/13	* Austin Peay	H	L, 78-60
1/16	* Tennessee Tech	A	L, 71-67
1/18	* Morehead State	A	L, 83-72
1/19	* Eastern Kentucky	A	L, 77-61
1/22	Memphis	H	L, 81-58
1/25	* Tennessee Tech	H	L, 65-45
1/27	* Middle Tennessee	H	L, 76-36
1/30	* Eastern Illinois	A	W, 71-63
2/1	* Murray State	A	L, 62-52
2/8	* Austin Peay	A	L, 69-57
2/10	* Tennessee State	A	L, 86-50
2/13	* Eastern Illinois	H	W, 69-66
2/15	* Eastern Kentucky	H	L, 77-69
2/17	* Morehead State	H	W, 69-67
2/20	* Southeast Missouri	H	W, 61-60
2/22	* Middle Tennessee	A	L, 68-50

1 - Lady Tiger Classic

2 - IMU &amp; Marriott Classic

\* OVC Game

## 1997-98

COACHES: GARY & KIM VAN ATTA  
RECORD: 18-11 [13-5 OVC]

Date	Opponent	H/A/N	Results
11/23	1- Tennessee	H	L, 73-32
11/26	Belmont	A	L, 84-80
12/1	Evansville	A	L, 80-70
12/6	* Eastern Kentucky	H	L, 64-58
12/8	* Morehead State	H	W, 80-65
12/14	San Jose State	A	L, 61-60
12/16	Cal Poly, San Luis Obispo	A	W, 91-76
12/19	2- Chattanooga	N	W, 64-49
12/20	2- Cincinnati	A	L, 76-59
12/30	Samford	A	W, 76-67
1/3	* Tennessee Tech	A	L, 75-72
1/5	* Middle Tennessee	A	W, 57-32
1/10	* Murray State	H	W, 64-52
1/14	* Morehead State	A	W, 86-63
1/17	* Eastern Illinois	H	W, 73-69
1/19	* Southeast Missouri	H	W, 80-58
1/24	* Austin Peay	A	W, 85-64
1/26	* Tennessee State	A	W, 80-71
1/31	* Middle Tennessee	H	W, 83-71
2/2	* Tennessee Tech	A	L, 73-67
2/4	* Eastern Kentucky	A	L, 78-72
2/7	* Murray State	A	W, 82-49
2/14	* Eastern Illinois	A	L, 59-54
2/16	* Southeast Missouri	A	W, 79-64
2/19	* Tennessee State	A	W, 77-62
2/21	* Austin Peay	H	W, 69-48
2/24	3- Tennessee State	N	W, 80-75
2/28	3- Tennessee Tech	N	W, 69-53
3/1	3- Middle Tennessee	N	L, 59-58

1 - Skyhawks Classic - Martin, Tenn.

2 - State Farm Bearcat Invitational - Cincinnati, Ohio

3 - OVC Tournament - Nashville, Tenn.

\* OVC Game

## 1998-99

COACHES: GARY & KIM VAN ATTA  
RECORD: 22-9 [14-4 OVC]  
OVC REGULAR SEASON CHAMPIONS  
WNIT SECOND ROUND

Date	Opponent	H/A/N	Results
11/13	Evansville	H	W, 77-71
11/22	1- Kentucky	H	L, 90-60
11/27	2- Charleston Southern	N	W, 85-57
11/28	2- Auburn	A	L, 81-46
12/3	* Eastern Kentucky	A	W, 88-77
12/5	* Morehead State	A	W, 91-77
12/12	Samford	H	W, 93-74
12/19	3- Kansas	N	L, 68-56
12/20	3- Liberty	N	W, 75-71
12/30	Arkansas-Pine Bluff	H	W, 94-42
1/2	* Middle Tennessee	H	W, 90-70
1/4	* Tennessee Tech	H	L, 84-82
1/9	* Murray State	A	W, 64-62
1/12	* Eastern Kentucky	H	W, 83-74
1/14	* Eastern Illinois	A	W, 79-64
1/16	* Southeast Missouri	A	L, 75-55
1/21	* Austin Peay	H	W, 70-49
1/23	* Tennessee State	H	W, 82-68
1/28	* Middle Tennessee	A	L, 88-71
1/30	* Tennessee Tech	A	L, 81-72
2/2	* Morehead State	H	W, 79-77
2/6	* Murray State	H	W, 69-49
2/11	* Eastern Illinois	H	W, 90-71
2/13	* Southeast Missouri	H	W, 84-70
2/18	* Austin Peay	H	W, 74-58
2/20	* Tennessee State	A	W, 67-59
2/23	4- Eastern Kentucky	H	W, 102-87
2/26	4- Tennessee State	N	W, 69-67
2/27	4- Tennessee Tech	N	L, 86-83
3/11	5- Ole Miss	H	W, 77-66
3/15	6- Memphis	A	L, 87-73

1 - Skyhawk Classic - Martin, Tenn.

2 - Auburn Tournament - Auburn, Ala.

3 - Washington Tournament - Seattle, Wash.

4 - OVC Tournament - Martin, Tenn. / Nashville, Tenn.

5 - Women's NIT - Martin, Tenn.

6 - Women's NIT - Memphis, Tenn.

\* OVC Game

## 1999-00

COACHES: GARY & KIM VAN ATTA  
RECORD: 12-16 [11-7 OVC]

Date	Opponent	H/A/N	Results
11/19	Tennessee	A	L, 134-60
11/21	1-Hampton	H	L, 81-74
11/26	2- Nicholls State	N	W, 74-65
11/27	2- Southern Miss	A	L, 81-65
12/2	* Tennessee State	A	L, 87-74
12/4	* Austin Peay	A	W, 84-80
12/11	Evansville	A	L, 86-65
12/19	3- Long Beach State	A	L, 90-65
12/20	3- Ohio State	N	L, 75-36
12/28	Kentucky	A	L, 94-55
12/30	Samford	A	L, 77-68
1/8	* Murray State	H	W, 71-55
1/13	* Southeast Missouri	H	W, 71-65
1/15	* Eastern Illinois	H	L, 70-60
1/18	* Tennessee State	H	L, 86-69
1/20	* Morehead State	A	W, 78-73
1/22	* Eastern Kentucky	A	L, 89-83
1/27	* Tennessee Tech	H	L, 86-69
1/29	* Middle Tennessee	H	W, 74-70
2/5	* Murray State	A	L, 62-46
2/8	* Austin Peay	H	W, 54-48
2/10	* Southeast Missouri	A	W, 74-64
2/12	* Eastern Illinois	A	W, 80-78
2/17	* Morehead State	H	W, 92-83 (OT)
2/19	* Eastern Kentucky	H	W, 92-70
2/24	* Tennessee Tech	A	W, 66-64
2/26	* Middle Tennessee	A	L, 78-77
2/29	4- Austin Peay	H	L, 90-60

1 - Skyhawk Classic - Martin, Tenn.

2 - Southern Mississippi Tournament - Hattiesburg, Miss.

3 - Long Beach State Tournament - Long Beach, Calif.

4 - OVC Tournament - Martin, Tenn.

\* OVC Game

## 2000-01

COACHES: GARY & KIM VAN ATTA  
RECORD: 13-16 [6-10 OVC]

Date	Opponent	H/A/N	Results
11/19	1- Lees-McRae	H	W, 88-42
11/20	Bethel	H	W, 102-67
11/25	2- Louisiana-Monroe	N	W, 58-53
11/26	2- UAB	A	L, 85-62
11/30	Hampton	A	L, 93-73
12/2	3- UNC-Wilmington	A	L, 58-56
12/3	3- West Virginia	N	W, 85-62
12/16	Samford	H	W, 71-62
12/19	Southern Illinois	A	L, 67-74
1/6	* Murray State	A	W, 54-44
1/11	* Eastern Illinois	A	W, 75-62
1/13	* Southeast Missouri	A	L, 79-69
1/15	* Austin Peay	H	L, 69-66
1/18	* Eastern Kentucky	H	L, 86-68
1/20	* Morehead State	H	L, 86-72
1/22	Belmont	H	W, 75-70 (OT)
1/25	* Tennessee State	H	W, 80-77
1/27	* Tennessee Tech	A	L, 87-75
2/1	Belmont	A	L, 76-66
2/3	* Murray State	H	W, 65-46
2/6	* Tennessee State	A	L, 86-80
2/8	* Eastern Illinois	H	W, 89-59
2/10	* Southeast Missouri	A	L, 80-67
2/15	* Eastern Kentucky	A	L, 81-73
2/17	* Morehead State	A	L, 75-65
2/22	* Austin Peay	A	L, 86-83
2/24	* Tennessee Tech	H	W, 89-75
2/27	4- Southeast Missouri	N	W, 68-63
3/2	4- Tennessee Tech	N	L, 100-70

1 - Skyhawk Classic - Martin, Tenn.

2 - UAB Tournament - Birmingham, Ala.

3 - UNC-Wilmington Tournament - Wilmington, NC

4 - OVC Tournament - Nashville, Tenn.

\* OVC Game

## 2001-02

**COACHES:** GARY & KIM VAN ATTA  
**RECORD:** 8-20 (6-10 OVC)

Date	Opponent	H/A/N	Results
11/17	1- Lees-McRae	H	W, 87-55
11/18	1- Northern Iowa	H	L, 69-53
11/24	2- Louisiana State	A	L, 95-47
11/25	2- Northwestern State	A	L, 59-58
11/27	Evansville	H	L, 86-67
11/29	Southern Illinois	H	L, 82-67
12/5	Middle Tennessee	A	L, 73-55
12/9	* Murray State	A	L, 66-65
12/15	Lipscomb	A	W, 75-60
12/18	Ohio	A	L, 97-87 (OT)
12/21	UNLV	A	L, 91-68
1/7	North Carolina	A	L, 90-67
1/10	* Austin Peay	A	W, 81-76 (OT)
1/12	* Tennessee State	A	L, 68-55
1/17	* Southeast Missouri	H	L, 64-59
1/19	* Eastern Illinois	H	W, 76-71
1/21	* Tennessee Tech	A	L, 81-71
1/24	* Eastern Kentucky	A	L, 90-77
1/26	* Morehead State	A	L, 90-79
1/31	* Austin Peay	H	L, 72-60
2/2	* Murray State	H	W, 66-50
2/7	* Tennessee State	H	W, 74-55
2/9	* Tennessee Tech	H	W, 58-52
2/14	* Southeast Missouri	A	L, 61-51
2/16	* Eastern Illinois	A	L, 66-63
2/21	* Morehead State	H	L, 91-82
2/23	* Eastern Kentucky	H	W, 82-78 (OT)
2/26	3- Morehead State	A	L, 90-66

1 - Skyhawk Classic - Martin, Tenn.  
2 - LSU Crawfish Classic - Baton Rouge, La.  
3 - OVC Tournament - Morehead, Ky.  
\* OVC Game

## 2002-03

**COACHES:** GARY & KIM VAN ATTA  
**RECORD:** 13-16 (6-10 OVC)

Date	Opponent	H/A/N	Results
11/27	Princeton	A	L, 92-74
11/30	1- Ball State	N	L, 98-61
12/1	1- Cornell	A	L, 71-66
12/4	Ohio	H	W, 75-66
12/6	2- Birmingham Southern	N	L, 69-67
12/7	2- Mississippi Valley State	N	W, 70-60
12/15	Evansville	A	L, 88-72
12/21	UNC-Asheville	H	W, 85-78 (OT)
12/22	No. 4 Vanderbilt	H	L, 101-77
12/28	3- Virginia Tech	A	L, 87-55
12/29	3- Loyola	N	L, 89-57
1/9	* Tennessee Tech	H	W, 72-62
1/11	* Tennessee State	H	W, 82-70
1/13	* Austin Peay	H	L, 85-71
1/18	* Eastern Illinois	A	L, 81-70
1/20	* Southeast Missouri	A	L, 70-49
1/25	* Morehead State	H	W, 83-77
1/27	* Eastern Kentucky	H	W, 70-62
1/30	* Austin Peay	A	L, 81-58
2/1	* Murray State	A	W, 78-63
2/8	* Tennessee Tech	A	L, 77-70
2/10	* Tennessee State	A	L, 85-82
2/15	* Eastern Illinois	H	W, 62-58
2/17	* Southeast Missouri	H	W, 60-59
2/22	* Eastern Kentucky	A	W, 88-80
2/24	* Morehead State	A	L, 79-65
3/1	* Murray State	H	W, 52-50
3/4	4- Morehead State	H	W, 80-75
3/7	4- Austin Peay	A.	L, 73-58

1 - Leigh Tournament  
2 - Hattiesburg Inn Classic  
3 - Virginia Tech Classic  
4 - OVC Tournament  
\* OVC Game

## 2003-04

**COACHES:** GARY & KIM VAN ATTA  
**RECORD:** 11-16 (8-8 OVC)

Date	Opponent	H/A/N	Results
11/21	Arkansas-Little Rock	A	L, 68-56
11/22	Kentucky Wesleyan	H	W, 84-71
12/3	No. 2 North Carolina	A	L, 101-63
12/6	Memphis	A	L, 80-52
12/14	Evansville	H	L, 66-62
12/16	Mississippi State	H	L, 94-61
12/18	Arkansas-Little Rock	H	W, 72-69 (OT)
12/29	San Diego State	H	W, 59-56
12/30	UAB	H	L, 78-58
1/3	UNC-Asheville	H	L, 56-53
1/8	* Eastern Kentucky	A	L, 63-56
1/10	* Morehead State	A	L, 71-65
1/15	* Jacksonville State	H	W, 79-70
1/17	* Samford	H	W, 54-52
1/20	* Murray State	A	L, 70-67
1/22	* Tennessee State	A	W, 70-63
1/29	* Morehead State	H	L, 90-86 (OT)
1/31	* Eastern Kentucky	H	W, 66-55
2/5	* Southeast Missouri	A	L, 83-60
2/7	* Eastern Illinois	A	W, 70-57
2/12	* Austin Peay	A	L, 71-63
2/14	* Tennessee Tech	A	L, 70-60
2/17	* Murray State	H	L, 71-70
2/21	* Tennessee State	H	W, 73-48
2/26	* Eastern Illinois	H	W, 66-63
2/28	* Southeast Missouri	H	W, 78-75 (OT)
3/2	1- Tennessee Tech	A	L, 76-60

1 - OVC Tournament - Cookeville, Tenn.

\* OVC Game

## TARA TANSIL-GENTRY

**Tenure:** 2004-09  
**Overall:** 42-104 (.288)  
**OVC:** 26-68 (.276)



## 2004-05

**COACH:** TARA TANSIL-GENTRY  
**RECORD:** 9-19 (8-8 OVC)

Date	Opponent	H/A/N	Results
11/19	Evansville	A	L, 54-44
11/21	Kentucky Wesleyan	H	W, 70-62
11/26	1- Siena	A	L, 60-57
11/27	1- Rhode Island	A	L, 79-66
12/4	No. 4 North Carolina	A	L, 96-36
12/4	Memphis	H	L, 77-74
12/7	Nebraska	A	L, 69-60
12/18	2- Denver	A	L, 64-41
12/19	2- Texas-San Antonio	N	L, 75-59
12/21	Colorado State	A	L, 95-49
1/2	No. 15 Georgia	A	L, 68-52
1/6	* Eastern Kentucky	H	L, 68-67
1/8	* Morehead State	H	W, 77-60
1/13	* Jacksonville State	A	L, 70-59
1/15	* Samford	A	W, 66-58
1/18	* Murray State	H	W, 75-72 (OT)
1/20	* Tennessee State	H	W, 72-63
1/27	* Morehead State	A	W, 55-50
1/29	* Eastern Kentucky	A	L, 73-63
2/3	* Southeast Missouri	H	L, 79-56
2/5	* Eastern Illinois	H	L, 66-56
2/10	* Austin Peay	H	W, 64-58
2/12	* Tennessee Tech	H	L, 82-58
2/15	* Murray State	A	W, 75-70
2/19	* Tennessee State	A	L, 57-40
2/24	* Eastern Illinois	A	W, 73-62
2/26	* Southeast Missouri	A	L, 76-63
3/1	3- Tennessee Tech	A	L, 70-51

1 - Vanderbilt Thanksgiving Tournament - Nashville, Tenn.  
2 - Denver Christmas Tournament - Denver, Colo.  
3 - OVC Tournament - Cookeville, Tenn.  
\* OVC Game

## 2005-06

**COACH:** TARA TANSIL-GENTRY  
**RECORD:** 9-19 (6-14 OVC)

Date	Opponent	H/A/N	Results
11/19	1- La Salle	N	L, 72-55
11/20	1- South Florida	A	L, 78-44
11/22	Kentucky Wesleyan	H	W, 75-63
12/1	* Eastern Kentucky	A	L, 60-58
12/4	Purdue Fort Wayne	H	W, 69-60
12/7	Memphis	A	L, 73-50
12/10	* Jacksonville State	H	W, 74-66
12/20	Dayton	A	L, 76-62
12/30	No. 17 Georgia	H	L, 81-47
1/2	* Austin Peay	H	L, 61-49
1/5	* Samford	H	W, 58-50
1/7	* Tennessee State	A	W, 62-56
1/12	* Eastern Illinois	A	L, 67-58
1/14	* Morehead State	H	L, 58-48
1/19	* Austin Peay	A	L, 62-59 (OT)
1/21	* Murray State	H	L, 83-64
1/26	* Samford	A	L, 59-50
1/28	* Jacksonville State	A	L, 84-55
1/30	* Eastern Kentucky	H	W, 58-49
2/2	* Tennessee Tech	H	L, 48-41
2/4	* Southeast Missouri	A	L, 67-52
2/9	* Tennessee State	H	W, 51-48
2/11	* Eastern Illinois	H	W, 70-64
2/13	* Morehead State	A	L, 62-52
2/16	* Tennessee Tech	A	L, 66-43
2/18	* Southeast Missouri	H	L, 54-49
2/25	* Murray State	A	L, 58-45

1 - South Florida Tournament

\* OVC Game

## 2006-07

**COACH:** TARA TANSIL-GENTRY  
**RECORD:** 17-14 (10-10 OVC)

Date	Opponent	H/A/N	Results
11/11	Central Arkansas	A	W, 79-69
11/18	Saint Louis	A	L, 66-65
11/22	Texas A&M Corpus Christi	H	W, 69-68
11/30	Dayton	H	W, 53-52 (OT)
12/3	Memphis	A	W, 69-60
12/5	No. 6 Tennessee	A	L, 85-29
12/9	* Jacksonville State	A	L, 74-59
12/18	* Morehead State	H	W, 73-57
12/20	* Eastern Kentucky	H	L, 55-50
12/29	1- Birmingham-Southern	A	W, 74-57
12/30	1- Georgia State	A	L, 58-50 (OT)
1/2	* Austin Peay	A	L, 57-55
1/4	* Samford	A	W, 64-55
1/6	* Tennessee State	H	W, 65-57
1/11	* Eastern Illinois	H	W, 66-55
1/13	* Morehead State	A	L, 67-47
1/18	* Austin Peay	H	W, 64-54
1/20	* Murray State	A	L, 67-59
1/25	* Samford	H	W, 63-51
1/27	* Jacksonville State	H	W, 84-68
1/29	* Eastern Kentucky	A	L, 64-49
2/1	* Tennessee Tech	A	L, 54-48
2/3	* Southeast Missouri	H	W, 63-54
2/8	* Tennessee State	A	L, 61-35
2/11	* Eastern Illinois	A	L, 52-44
2/13	* Tennessee Tech	H	W, 56-55
2/17	* Southeast Missouri	A	L, 58-52
2/19	Purdue Fort Wayne	A	W, 71-59
2/24	* Murray State	H	W, 62-60
2/27	2- Morehead State	A	W, 61-57
3/2	2- Murray State	A	L, 66-65 (OT)

1 - Georgia State Invitational  
2 - OVC Tournament Game  
\* OVC Game



## 2007-08

COACH: TARA TANSIL-GENTRY

RECORD: 5-25 (2-18 OVC)

Date	Opponent	H/A/N	Results
11/9	Lipscomb	H	W, 66-53
11/13	Central Arkansas	H	W, 78-65
11/17	1-vs. Illinois State	N	L, 70-60
11/18	1-vs. New Hampshire	N	L, 71-59
11/27	Saint Louis	H	W, 71-68
12/1	at Texas A&M-Corpus Christi	A	L, 71-53
12/3	at Texas Rio Grande Valley	A	L, 62-56
12/8	*Jacksonville State	H	L, 71-58
12/17	*at Morehead State	A	L, 65-50
12/19	*at Eastern Kentucky	A	L, 64-54
12/28	2-vs. Hampton	N	L, 57-47
12/29	2-at Iowa State	A	L, 63-39
12/30	2-vs. Bowling Green	N	L, 78-36
1/5	*Samford	H	L, 62-46
1/7	*at Tennessee State	A	L, 58-52
1/10	*at Eastern Illinois	A	W, 66-64
1/12	*Morehead State	H	L, 70-46
1/17	*at Austin Peay	A	L, 58-52
1/19	*Murray State	H	L, 71-52
1/24	*at Samford	A	L, 56-41
1/26	*at Jacksonville State	A	L, 64-52
1/31	*Tennessee Tech	H	L, 73-64
2/2	*at Southeast Missouri	A	L, 58-51 (OT)
2/7	*Tennessee State	H	W, 73-57
2/9	*Eastern Illinois	H	L, 63-57
2/14	*Tennessee Tech	A	L, 73-64
2/16	*Southeast Missouri	H	L, 53-43
2/21	*Eastern Kentucky	H	L, 68-53
2/23	*Austin Peay	H	L, 55-48
3/1	*at Murray State	A	L, 83-48

1 - USF Shootout,  
2 - Iowa State Cyclone Shootout  
\* OVC Game

## 2008-09

COACH: TARA TANSIL-GENTRY

RECORD: 2-27 (0-18 OVC)

Date	Opponent	H/A/N	Results
11/17	Texas Rio Grande Valley	H	L, 59-48
11/20	at Lipscomb	A	L, 61-56
11/24	SIUE	H	W, 73-70
11/28	1-No. 25 Xavier	A	L, 73-41
11/30	1-Winthrop	N	L, 54-49
12/4	*at Morehead State	A	L, 82-54
12/6	*at Eastern Kentucky	A	L, 58-52
12/14	at Missouri	A	L, 74-23
12/17	at Belmont	A	L, 72-48
12/21	at Vanderbilt	A	L, 86-29
12/29	2-Rice	N	L, 66-57
12/30	2-Northwestern State	N	W, 59-53
1/5	*Murray State	H	L, 64-62
1/8	*Austin Peay	H	L, 71-55
1/10	*Tennessee State	H	L, 61-54
1/15	*at Tennessee Tech	A	L, 63-56
1/17	*at Jacksonville State	A	L, 55-49
1/22	*Southeast Missouri	H	L, 62-54
1/24	*Eastern Illinois	H	L, 55-49
1/27	Houston Baptist	H	L, 63-52
2/3	*at Austin Peay	A	L, 77-54
2/7	*at Tennessee State	A	L, 89-53
2/12	*Jacksonville State	H	L, 64-58
2/14	*Tennessee Tech	H	L, 61-55
2/19	*at Eastern Illinois	A	L, 63-53
2/21	*at Southeast Missouri	A	L, 58-39
2/23	*at Murray State	A	L, 82-68
2/26	*Eastern Kentucky	H	L, 63-60
2/28	*Morehead State	H	L, 72-50

1 - National City Xavier Invitational  
2 - Ole Miss Holiday Classic  
\* OVC Game

## KEVIN McMILLAN

Tenure: 2010-Present  
Overall: 218-136 (.616)  
OVC: 143-43 (.769)



## 2009-10

COACH: KEVIN McMILLAN

RECORD: 11-19 (8-10 OVC)

Date	Opponent	H/A/N	Results
11/18	Belmont	H	L, 56-46
11/22	at Memphis	A	L, 68-51
11/24	at Lamar	A	L, 84-54
11/25	at Houston Baptist	A	W, 66-53
12/3	*Morehead State	H	L, 59-42
12/5	*Eastern Kentucky	H	L, 56-53
12/9	at Indiana	A	L, 80-46
12/20	at Marshall	A	L, 65-48
12/22	at Kentucky	A	L, 87-47
12/29	1-at Georgia State	A	L, 61-32
12/30	1-Miss. Valley State	N	W, 69-65
1/4	at *Murray State	A	L, 55-47
1/7	at *Austin Peay	A	L, 63-45
1/9	at *Tennessee State	A	L, 51-38
1/14	*Tennessee Tech	H	W, 56-52
1/16	*Jacksonville State	H	L, 63-55
1/21	at *Southeast Missouri	A	W, 49-46
1/23	at *Eastern Illinois	A	L, 74-47
1/25	at *SIUE	A	L, 49-46
1/30	*Murray State	H	W, 77-65
2/4	*Austin Peay	H	W, 79-70
2/6	*Tennessee State	H	W, 60-51
2/11	*at Jacksonville State	A	L, 56-51
2/13	*at Tennessee Tech	A	L, 85-41
2/18	*Eastern Illinois	H	W, 71-64
2/20	*Southeast Missouri	H	W, 65-43
2/25	*at Eastern Kentucky	A	W, 62-54
2/27	*at Morehead State	A	L, 76-50
3/2	# Eastern Kentucky	H	W, 51-47
3/5	# Eastern Illinois	N	L, 65-61

1 - Georgia State Invitational - Atlanta, Ga.  
\*OVC game  
# OVC Tournament - Martin, Tenn. / Nashville, Tenn.

## 2010-11

COACH: KEVIN McMILLAN

RECORD: 21-11 (14-4 OVC)

OVC TOURNAMENT CHAMPIONS  
NCAA TOURNAMENT FIRST ROUND

Date	Opponent	H/A/N	Results
11/12	Southern Illinois	A	W, 62-50
11/14	Indiana State	A	L, 70-62
11/17	Belmont	A	W, 73-52
11/21	Colorado	A	L, 78-67
11/23	Air Force	A	W, 91-87
12/2	*Morehead State	A	L, 103-82
12/4	*Eastern Kentucky	A	W, 61-46
12/7	Missouri	A	L, 53-30
12/9	Vanderbilt	A	L, 72-60
12/11	Evansville	A	W, 63-60
12/19	Indiana State	H	W, 68-66
12/22	*Murray State	H	W, 89-78
12/28	Louisville	A	L, 92-67
12/30	No. 11 Kentucky	A	L, 68-47
1/6	*Austin Peay	H	W, 78-54
1/8	*Tennessee State	H	W, 83-67
1/13	*Tennessee Tech	A	L, 74-57
1/15	*Jacksonville State	A	W, 74-67
1/19	*Southeast Missouri	H	W, 92-62

1/22	*Eastern Illinois	H	W, 80-78
1/29	*Murray State	A	W, 86-64
2/3	*Austin Peay	A	L, 69-61
2/5	*Tennessee State	A	W, 70-64
2/10	*Jacksonville State	H	W, 91-60
2/12	*Tennessee Tech	H	W, 83-56
2/17	*Eastern Illinois	A	L, 88-85 (OT)
2/19	*SE Missouri State	A	W, 85-55
2/24	*Eastern Kentucky	H	W, 75-57
2/26	*Morehead State	H	W, 79-69
3/4	#Morehead State	A	W, 88-69
3/5	#Tennessee Tech	A	W, 82-76
3/19	^No. 6 Duke	N	L, 90-45

\* OVC game  
# Ohio Valley Conference Tournament - Nashville, Tenn.  
^NCAA Tournament - Durham, NC

## 2011-12

COACH: KEVIN McMILLAN

RECORD: 23-9 (15-1 OVC)

OVC REGULAR SEASON CHAMPIONS

OVC TOURNAMENT CHAMPIONS

NCAA TOURNAMENT FIRST ROUND

Date	Opponent	H/A/N	Results
11/11	Belmont	H	W, 67-48
11/13	Air Force	H	W, 84-60
11/16	Southern Miss	A	W, 88-69
11/20	No. 16 Purdue	A	L, 65-39
11/30	Indiana State	A	L, 66-55
12/4	Memphis	A	L, 90-69
12/7	No. 23 Vanderbilt	H	L, 99-84
12/10	Central Arkansas	A	L, 69-65 (OT)
12/16	Evansville	H	W, 78-69
12/18	Southern Illinois	H	W, 91-70
12/28	No. 14 Louisville	A	L, 70-57
12/31	*Tennessee Tech	H	W, 83-61
1/2	*Tennessee State	A	W, 114-105
1/7	*SIUE	H	W, 91-59
1/10	Arkansas State	A	L, 83-68
1/16	*Eastern Illinois	A	L, 70-63
1/21	*Eastern Kentucky	A	W, 84-61
1/23	*Morehead State	A	W, 81-61
1/28	*Southeast Missouri	H	W, 88-47
1/30	*Tennessee State	H	W, 105-90
2/1	*Austin Peay	A	W, 88-83
2/4	*Murray State	H	W, 84-67
2/6	*Jacksonville State	H	W, 99-67
2/11	*Eastern Illinois	H	W, 94-86 (OT)
2/16	*Murray State	A	W, 91-67
2/18	*Southeast Missouri	A	W, 77-44
2/23	*Austin Peay	H	W, 86-62
2/25	*Jacksonville State	A	W, 87-52
3/2	#Murray State	A	W, 102-77
3/3	#Tennessee Tech	A	W, 82-65
3/17	^No. 9 Tennessee	N	L, 72-49

\* OVC game  
# Ohio Valley Conference Tournament - Nashville, Tenn.  
^NCAA Tournament - Chicago, Ill.



**2012-13****COACH:** KEVIN McMILLAN**RECORD:** 19-15 (11-5 OVC)OVC TOURNAMENT CHAMPIONS  
NCAA TOURNAMENT FIRST ROUND

Date	Opponent	H/A/N	Results
11/9	Northwestern	A	L, 79-69
11/12	Arkansas State	Y	W, 72-62
11/16	Hawai'i	A	L, 73-69
11/17	No. 1 Baylor	N	L, 82-67
11/17	No. 4 Stanford	N	L, 92-68
11/26	No. 6 Louisville	H	L, 73-57
11/28	Evansville	A	W, 73-57
12/1	Central Arkansas	H	W, 72-48
12/3	Missouri	A	L, 82-71
12/6	Saint Louis	H	W, 78-62
12/9	No. 14 Purdue	H	L, 68-60
12/16	Indiana State	H	L, 73-71 (OT)
12/18	Southern Miss	H	W, 87-80 (OT)
12/22	UAB	A	L, 56-51
12/31	*Jacksonville State	H	W, 93-63
1/5	*Murray State	H	L, 82-72
1/7	*Austin Peay	H	W, 84-57
1/12	*Belmont	A	L, 58-56
1/16	*Southeast Missouri	A	W, 82-71
1/19	*Morehead State	H	W, 75-56
1/21	*Tennessee Tech	A	W, 81-63
1/26	*SIUE	A	L, 67-66 (OT)
1/28	*Eastern Illinois	A	L, 84-79
2/4	*Eastern Kentucky	A	W, 75-60
2/9	*SIUE	H	L, 66-63
2/16	*Southeast Missouri	H	W, 75-61
2/18	*Tennessee State	A	W, 77-58
2/23	*Murray State	A	W, 72-60
2/28	*Eastern Illinois	H	W, 82-62
3/2	*Austin Peay	A	W, 81-64
3/7	Eastern Kentucky#	A	W, 78-63
3/8	Eastern Illinois#	A	W, 71-69
3/9	Tennessee Tech#	A	W, 87-80 (OT)
3/24	No. 2 Notre Dame^	N	L, 97-64

\* OVC game

# Ohio Valley Conference Tournament - Nashville, Tenn.

^ NCAA Tournament - Iowa City, Iowa

**2013-14****COACH:** KEVIN McMILLAN**RECORD:** 24-8 (15-1 OVC)OVC REGULAR SEASON CHAMPIONS  
OVC TOURNAMENT CHAMPIONS  
NCAA TOURNAMENT FIRST ROUND

Date	Opponent	H/A/N	Results
11/8	Georgia State +	H	W, 84-80
11/10	No. 25 Gonzaga +	A	L, 91-54
11/16	Quinnipiac +	H	W, 102-97 (OT)
11/19	Arkansas State	A	W, 75-66
11/23	Missouri	H	L, 77-74
11/25	Evansville	H	W, 93-77
11/29	Winthrop ~	N	W, 79-74
11/30	Northern Kentucky ~	N	L, 70-61
12/4	Alabama	A	W, 75-57
12/17	Ohio State	A	L, 82-60
12/21	Illinois	A.	L, 77-62
12/23	Southern Illinois	A	W, 85-55
12/28	No. 20 Florida State	A	L, 76-53
12/30	*Jacksonville State	A	W, 88-75
1/4	*Murray State	A	W, 88-87
1/6	*Austin Peay	A	W, 95-81
1/11	*Belmont	H	W, 82-53
1/13	*Southeast Missouri	H	W, 100-71
1/18	*Morehead State	A	W, 74-52
1/20	*Tennessee Tech	H	W, 102-78
1/25	*SIUE	H	W, 111-72
1/27	*Eastern Illinois	H	W, 103-84
2/3	*Eastern Kentucky	A	W, 87-65
2/8	*SIUE	A	L, 65-62
2/15	*Southeast Missouri	A	W, 102-70

2/17	*Tennessee State	H	W, 104-65
2/22	*Murray State	H	W, 84-67
2/27	*Eastern Illinois	A	W, 96-69
3/1	*Austin Peay	H	W, 116-85
3/7	Eastern Kentucky #	A	W, 97-45
3/8	Belmont #	A	W, 78-66
3/23	No. 12 North Carolina ^	A	L, 60-58

+Preseason WNIT

~ Robert Morris Classic - Moon Township, Pa.

\* OVC game

# Ohio Valley Conference Tournament - Nashville, Tenn.

^ NCAA Tournament - Chapel Hill, NC

**2014-15****COACH:** KEVIN McMILLAN**RECORD:** 22-11 (16-0 OVC)OVC REGULAR SEASON CHAMPIONS  
WNIT FIRST ROUND

Date	Opponent	H/A/N	Results
11/14	Southern Illinois	H	L, 87-78
11/16	Louisville	A	L, 77-43
11/19	Cincinnati	H	W, 62-61
11/21	Dayton^	N	L, 78-47
11/22	Pepperdine^	N	L, 59-58
11/26	Samford	A	L, 79-75
11/29	Evansville	H	W, 84-74
12/4	Alabama	A	L, 68-55
12/7	Illinois State	A	W, 79-46
12/13	Chattanooga	H	L, 65-54
12/15	Miami	A	W, 90-57
12/22	Missouri	A	L, 74-65
12/29	Arizona	A	L, 61-56
1/3	*Belmont	A	W, 85-68
1/8	*Eastern Kentucky	H	W, 76-63
1/10	*Morehead State	H	W, 99-70
1/15	*Tennessee Tech	A	W, 79-59
1/17	*Jacksonville State	H	W, 67-47
1/21	*Eastern Illinois	H	W, 81-51
1/24	*Southeast Missouri	H	W, 96-55
1/28	*Tennessee State	A	W, 64-58
1/31	*Murray State	A	W, 95-85
2/4	*Austin Peay	A	W, 71-61
2/7	*SIUE	H	W, 69-68
2/11	*Southeast Missouri	A	W, 78-60
2/14	*Austin Peay	H	W, 91-63
2/21	*SIUE	A	W, 79-72
2/25	*Eastern Illinois	A	W, 63-60
2/28	*Murray State	H	W, 87-74
3/4	Eastern Illinois#	A	W, 68-35
3/6	Belmont#	A	W, 71-65
3/7	Tennessee State#	A	L, 64-60 (OT)
3/18	Ole Miss+	A	L, 80-70

^ Iowa Hawkeye Challenge - Iowa City, Iowa

\* OVC game

# Ohio Valley Conference Tournament - Nashville, Tenn.

+ Women's NIT - Oxford, Miss.

**2015-16****COACH:** KEVIN McMILLAN**RECORD:** 22-10 (14-2 OVC)OVC REGULAR SEASON CHAMPIONS  
WNIT SECOND ROUND

Date	Opponent	H/A/N	Results
11/14	North Dakota ^	N	W, 84-58
11/15	No. 23 Iowa ^	A	L, 62-56
11/18	Arkansas State	H	L, 76-74
11/21	Illinois	A	L, 94-74
11/25	Southern Illinois	A	W, 70-63
11/28	Chattanooga	A	L, 61-46
12/2	Alabama	H	W, 83-65
12/5	Samford	H	W, 52-50
12/12	Evansville	A	W, 75-48
12/15	Miami (Ohio)	H	W, 74-47
12/18	Cincinnati	A	W, 63-57
12/21	Vanderbilt	A	L, 64-61
12/28	Louisville	A	L, 88-66
1/7	*Eastern Kentucky	A	L, 70-61

1/9	*Morehead State	A	W, 85-67
1/13	*Tennessee Tech	A	W, 67-53
1/16	*Jacksonville State	A	W, 63-53
1/20	*Eastern Illinois	A	W, 65-39
1/24	*Southeast Missouri	A	W, 84-74
1/27	*Tennessee State	H	W, 77-50
1/30	*Murray State	H	W, 92-62
2/3	*Austin Peay	H	W, 75-51
2/6	*SIUE	A	W, 85-79
2/10	*Southeast Missouri	H	W, 95-65
2/13	*Austin Peay	A	L, 80-70
2/15	*Belmont	A	W, 81-79
2/20	*SIUE	H	W, 86-50
2/24	*Eastern Illinois	H	W, 91-52
2/27	*Murray State	A	W, 70-49
3/2	Murray State #	A	L, 78-76
3/17	Memphis +	A	W, 79-73
3/21	Western Kentucky +	A	L, 64-57

^ Iowa Hawkeye Challenge - Iowa City, Iowa

\* OVC game

# Ohio Valley Conference Tournament - Nashville, Tenn.

+ Women's NIT - Memphis, Tenn. / Bowling Green, Ky.

**2016-17****COACH:** KEVIN McMILLAN**RECORD:** 12-19 (8-8 OVC)

Date	Opponent	H/A/N	Results
11/11	No. 5 Louisville	H	L, 100-57
11/14	North Carolina A&T	A	L, 74-59
11/16	Western Carolina	A	W, 84-72
11/18	Ohio	A	L, 72-55
11/23	Samford	A	L, 69-62
11/27	Vanderbilt	H	L, 79-77
11/29	Southern Illinois	H	W, 76-68
12/3	Chattanooga	H	L, 80-60
12/10	Oral Roberts	A	L, 82-53
12/14	Arkansas State	H	W, 68-63
12/17	Missouri	A	L, 80-69
12/20	No. 22 DePaul	A	L, 100-68
12/22	Northwestern	A	L, 82-59
12/29	*Jacksonville State	H	W, 94-83
12/31	*Morehead State	H	L, 89-68
1/5	*Belmont	A	L, 71-66
1/7	*Tennessee State	A	L, 85-80 (OT)
1/14	*Southeast Missouri	H	L, 82-79
1/18	*Eastern Illinois	A	L, 80-70 (OT)
1/21	*SIUE	H	L, 70-68 (OT)
1/25	*Austin Peay	H	W, 83-80
1/28	*Murray State	A	W, 90-70
2/1	*Tennessee Tech	A	L, 81-71
2/4	*Eastern Kentucky	H	W, 66-56
2/8	*Eastern Illinois	H	W, 74-72
2/11	*SIUE	A	W, 82-72
2/18	*Southeast Missouri	A	W, 82-73
2/22	*Austin Peay	A	L, 85-60
2/25	*Murray State	H	W, 83-82
3/2	Austin Peay #	A	W, 59-43
3/3	Belmont #	A	L, 83-62

\* OVC game

# Ohio Valley Conference Tournament - Nashville, Tenn.



## 2017-18

COACH: KEVIN McMILLAN

RECORD: 19-15 (13-5 OVC)

WNIT FIRST ROUND

Date	Opponent	H/A/N	Results
11/11	Southern Illinois	A	L, 84-72
11/13	Alabama Huntsville	H	W, 104-73
11/18	Northwestern	H	L, 71-63
11/21	Arkansas State	A	L, 84-73
11/26	Western Carolina	H	W, 62-54
11/30	North Carolina A&T	H	W, 76-63
12/2	Chattanooga	A	L, 87-82 (OT)
12/5	No. 4 Louisville	A	L, 91-56
12/7	Rhodes College	H	W, 90-49
12/17	Saint Mary's^	N	L, 69-58
12/18	Purdue^	A	L, 60-58
12/20	Eastern Washington^	N	L, 61-58
12/28	*Tennessee State	H	W, 80-68
12/30	*Belmont	H	L, 65-63
1/3	*Austin Peay	A	L, 69-62
1/6	*Murray State	A	W, 97-80
1/11	*Eastern Kentucky	H	W, 77-49
1/13	*Morehead State	H	L, 81-76 (OT)
1/18	*Eastern Illinois	A	W, 72-44
1/20	*SIUE	A	L, 73-70
1/25	*Jacksonville State	A	W, 61-57 (OT)
1/27	*Tennessee Tech	A	W, 67-51
2/1	*Austin Peay	H	W, 100-66
2/3	*Murray State	H	W, 85-67
2/8	*Eastern Kentucky	A	W, 72-54
2/10	*Southeast Missouri	H	W, 72-65
2/15	*SIUE	H	W, 72-64
2/17	*Eastern Illinois	H	W, 85-57
2/22	*Morehead State	A	L, 88-75
2/24	*Southeast Missouri	A	W, 69-68
2/28	Southeast Missouri #	N	W, 63-60
3/2	SIUE #	N	W, 69-67
3/3	No. 22 Belmont #	N	L, 63-56 (OT)
3/15	Indiana +	A	L, 74-50

^ Basketball Travelers Inc. Invitational - West Lafayette, Ind.

\* OVC game

# Ohio Valley Conference Tournament - Evansville, Ind.

+ Women's NIT - Bloomington, Ind.

## 2018-19

COACH: KEVIN McMILLAN

RECORD: 23-9 (13-5 OVC)

Date	Opponent	H/A/N	Results
11/6	Samford	H	W, 89-68
11/9	Southern Illinois	H	W, 95-94
11/13	IUPUI	A	L, 73-72
11/17	Arkansas State	H	W, 97-91 (OT)
11/19	Christian Brothers	H	W, 108-82
11/25	Northwestern	A	L, 90-64
11/28	Chattanooga	A	W, 81-79
12/4	No. 4 Louisville	A	L, 102-62
12/9	Lipscomb	A	W, 62-53
12/19	Alabama Huntsville	H	W, 100-69
12/29	Mississippi Valley State	H	W, 110-51
1/3	*Eastern Illinois	A	L, 77-71
1/5	*Southeast Missouri	A	W, 80-73
1/10	*Murray State	H	W, 75-67
1/12	*Austin Peay	H	W, 74-65
1/17	*Eastern Kentucky	A	W, 87-61
1/19	*Morehead State	A	L, 85-75
1/24	*Eastern Illinois	H	W, 90-66
1/26	*SIUE	H	W, 68-55
1/31	*Tennessee State	A	W, 73-61
2/2	*Belmont	A	L, 100-86
2/7	*Jacksonville State	H	W, 77-72
2/9	*Tennessee Tech	H	L, 80-76
2/14	*Southeast Missouri	H	W, 61-50
2/16	*SIUE	A	W, 75-48
2/21	*Murray State	A	L, 76-73
2/23	*Austin Peay	A	W, 59-58
2/28	*Belmont	H	W, 71-68 (OT)
3/2	*Tennessee State	H	W, 83-60
3/7	Murray State #	N	W, 77-56
3/8	Morehead State #	N	W, 68-58
3/9	Belmont #	N	L, 59-53

## 2019-20

COACH: KEVIN McMILLAN

RECORD: 22-10 (16-2 OVC)

OVC REGULAR SEASON CHAMPIONS

Date	Opponent	H/A/N	Results
11/6	Saint Louis	A	L, 56-50
11/11	No. 10 Mississippi State	A	L, 82-46
11/14	No. 23 Gonzaga	A	L, 78-55
11/21	Samford	H	W, 80-75 (OT)
11/25	IUPUI	H	W, 57-51
11/30	Illinois State	A	L, 70-47
12/3	Southern Illinois	A	L, 70-59
12/8	Chattanooga	H	W, 78-51
12/16	Lipscomb	H	W, 83-67
12/19	No. 6 Louisville	H	L, 71-63 (2OT)
12/29	No. 20 Arkansas	A	L, 96-46
1/2	*Murray State	A	W, 89-64
1/4	*Austin Peay	A	W, 69-61
1/9	*Tennessee State	H	W, 88-71
1/11	*Belmont	H	W, 74-57
1/16	*Murray State	H	W, 98-56
1/18	*Austin Peay	H	W, 65-61
1/23	*Eastern Illinois	A	L, 74-70
1/25	*SIUE	A	W, 79-39
1/30	*Eastern Kentucky	A	W, 65-50
2/1	*Morehead State	A	W, 65-50
2/6	*Tennessee Tech	H	W, 71-62
2/8	*Jacksonville State	H	W, 86-72
2/13	*Southeast Missouri	A	L, 71-69
2/15	*Eastern Illinois	H	W, 88-64
2/20	*Tennessee Tech	A	W, 86-65
2/22	*Jacksonville State	A	W, 73-56
2/27	*SIUE	H	W, 75-58
2/29	*Southeast Missouri	H	W, 78-72
3/4	Murray State #	N	W, 88-33
3/6	Eastern Illinois #	N	W, 63-52
3/7	Southeast Missouri #	N	L, 67-47

\* OVC game

# Ohio Valley Conference Tournament - Evansville, Ind.  
(Earned WNIT berth; Tournament was canceled for COVID)



## CONFERENCE CHAMPIONSHIPS

1998-99

2011-12

2013-14

2014-15

2015-16

2019-20

## McMILLAN CLIMBING OVC LEADERBOARD

With a career record of 218-135, UT Martin head coach Kevin McMillan currently ranks third in total wins in Ohio Valley Conference history. McMillan also ranks first amongst active coaches.

Coach (Program)	W	L	%
1. Larry Inman (MTSU/EKU/TSU)	545	352	.606
2. Bill Worrell (TTU)	408	190	.682
3. Kevin McMillan (UTM)	218	136	.615
4. Lewis Bivens (MTSU)	182	103	.639
5. Marynell Meadors (TTU)	181	100	.730
6. Teresa Phillips (TSU)	146	155	.485
7. Ed Arnzen (SEMO)	144	155	.482
8. Brady Sallee (EIU)	136	116	.540
9. Mickey Wells (MOR)	132	70	.653
10. Chrissy Roberts (EKU)	122	166	.419

# CONFERENCE STANDINGS

## 1985-86 / OVC

	Conf.		All	
	W	L	W	L
Delta State	13	1	28	3
Valdosta State	10	4	21	6
West Alabama	8	6	18	9
<b>UT Martin</b>	<b>8</b>	<b>6</b>	<b>14</b>	<b>13</b>
North Alabama	7	7	14	13
West Georgia	4	10	9	16
Jacksonville State	0	14	7	20

Mississippi College (11-16) competed in Division I

## 1990-91 / GSC

	Conf.		All	
	W	L	W	L
Jacksonville State	14	2	26	4
Delta State	12	4	23	7
North Alabama	10	6	20	9
West Alabama	9	7	18	9
West Georgia	8	8	15	12
Mississippi College	8	8	14	13
Valdosta State	5	11	12	15
<b>UT Martin</b>	<b>4</b>	<b>12</b>	<b>10</b>	<b>18</b>
Troy State	2	14	7	20

UT Martin competed as a D-I independent before joining the OVC in 1992.

## 1996-97 / OVC

	Conf.		All	
	W	L	W	L
Eastern Kentucky	16	2	24	6
Tennessee Tech	13	5	18	11
Austin Peay	13	5	17	11
Morehead State	9	9	12	16
Eastern Illinois	8	10	12	15
Tennessee State	7	11	11	16
Murray State	7	11	10	17
Middle Tennessee	7	11	10	20
<b>UT Martin</b>	<b>7</b>	<b>11</b>	<b>8</b>	<b>18</b>
Southeast Missouri	3	15	5	21

## 2001-02 / OVC

	Conf.		All	
	W	L	W	L
Eastern Kentucky	13	3	23	8
Tennessee Tech	13	3	22	8
Morehead State	10	6	21	8
Austin Peay	9	7	19	12
Southeast Missouri	8	8	16	12
<b>UT Martin</b>	<b>6</b>	<b>10</b>	<b>8</b>	<b>20</b>
Eastern Illinois	6	10	7	21
Murray State	5	11	11	17
Tennessee State	2	14	3	22

## 1986-87 / GSC

	Conf.		All	
	W	L	W	L
Delta State	14	0	28	2
West Alabama	11	3	19	10
Valdosta State	9	5	18	8
West Georgia	8	6	17	8
<b>UT Martin</b>	<b>7</b>	<b>7</b>	<b>15</b>	<b>12</b>
Troy State	3	11	9	17
North Alabama	3	11	8	19
Jacksonville State	1	13	6	21

Mississippi College (5-22) competed in Division I

## 1992-93 / OVC

	Conf.		All	
	W	L	W	L
Tennessee Tech	14	2	22	7
Middle Tennessee	13	3	21	7
Tennessee State	10	6	18	9
Eastern Kentucky	10	6	12	15
Southeast Missouri	8	8	13	13
Morehead State	8	8	10	16
Murray State	4	12	6	19
Austin Peay	4	12	5	21
<b>UT Martin</b>	<b>1</b>	<b>15</b>	<b>2</b>	<b>23</b>

## 1997-98 / OVC

	Conf.		All	
	W	L	W	L
Tennessee Tech	15	3	22	7
Eastern Kentucky	15	3	20	8
<b>UT Martin</b>	<b>13</b>	<b>5</b>	<b>18</b>	<b>11</b>
Middle Tennessee	11	7	18	12
Eastern Illinois	10	8	12	15
Tennessee State	7	11	13	14
Austin Peay	6	12	11	16
Southeast Missouri	5	13	8	19
Murray State	5	13	6	20
Morehead State	3	15	7	19

## 2002-03 / OVC

	Conf.		All	
	W	L	W	L
Austin Peay	16	0	27	4
Southeast Missouri	11	5	19	11
Eastern Kentucky	10	6	18	11
Morehead State	9	7	16	12
<b>UT Martin</b>	<b>9</b>	<b>7</b>	<b>13</b>	<b>16</b>
Tennessee Tech	6	10	12	17
Eastern Illinois	5	11	6	22
Murray State	4	12	8	20
Tennessee State	2	14	4	22

## 1987-88 / GSC

	Conf.		All	
	W	L	W	L
Delta State	13	1	30	3
Jacksonville State	11	3	22	6
Valdosta State	8	6	17	9
North Alabama	8	6	16	11
West Georgia	5	9	13	9
Troy State	4	9	11	13
<b>UT Martin</b>	<b>4</b>	<b>10</b>	<b>9</b>	<b>17</b>
West Alabama	2	11	11	14

Mississippi College (6-21) competed in Division I

## 1993-94 / OVC

	Conf.		All	
	W	L	W	L
Tennessee State	13	3	20	9
Tennessee Tech	12	4	17	12
Eastern Kentucky	12	4	17	9
Middle Tennessee	11	5	21	7
Southeast Missouri	9	7	16	11
Austin Peay	6	10	10	18
Morehead State	4	12	5	22
<b>UT Martin</b>	<b>3</b>	<b>13</b>	<b>7</b>	<b>19</b>
Murray State	2	14	6	20

## 1998-99 / OVC

	Conf.		All	
	W	L	W	L
<b>UT Martin</b>	<b>14</b>	<b>4</b>	<b>22</b>	<b>9</b>
Tennessee Tech	14	4	21	9
Middle Tennessee	14	4	18	10
Southeast Missouri	13	5	19	9
Murray State	9	9	10	17
Eastern Kentucky	8	10	11	16
Tennessee State	7	11	13	15
Austin Peay	5	13	6	21
Eastern Illinois	3	15	5	21
Morehead State	3	15	5	21

## 2003-04 / OVC

	Conf.		All	
	W	L	W	L
Austin Peay	14	2	23	8
Tennessee Tech	12	4	18	11
Jacksonville State	11	5	18	10
Southeast Missouri	10	6	16	13
Murray State	9	7	13	15
Eastern Kentucky	9	7	15	15
<b>UT Martin</b>	<b>8</b>	<b>8</b>	<b>11</b>	<b>16</b>
Morehead State	7	9	10	18
Eastern Illinois	5	11	8	19
Samford	3	13	10	17
Tennessee State	0	16	1	25

## 1988-89 / GSC

	Conf.		All	
	W	L	W	L
West Georgia	13	1	25	3
Delta State	12	2	25	4
Jacksonville State	10	4	23	5
Valdosta State	7	7	16	10
North Alabama	5	9	10	15
West Alabama	4	10	13	14
<b>UT Martin</b>	<b>3</b>	<b>11</b>	<b>6</b>	<b>20</b>
Troy State	2	12	8	17

Mississippi College (6-22) competed in Division I

## 1994-95 / OVC

	Conf.		All	
	W	L	W	L
Tennessee State	12	4	22	7
Eastern Kentucky	12	4	19	9
Middle Tennessee	12	4	19	9
Tennessee Tech	12	4	19	13
Austin Peay	9	7	15	12
<b>UT Martin</b>	<b>7</b>	<b>9</b>	<b>12</b>	<b>15</b>
Southeast Missouri	4	12	12	15
Murray State	3	13	5	21
Morehead State	1	15	3	23

## 1990-2000 / OVC

	Conf.		All	
	W	L	W	L
Tennessee Tech	16	2	24	9
Middle Tennessee	13	5	18	11
Murray State	11	7	14	15
<b>UT Martin</b>	<b>11</b>	<b>7</b>	<b>12</b>	<b>16</b>
Eastern Kentucky	10	8	13	15
Austin Peay	9	9	15	15
Southeast Missouri	7	11	11	17
Tennessee State	6	12	8	18
Eastern Illinois	6	12	8	19
Morehead State	1	17	2	25

## 2004-05 / OVC

	Conf.		All	
	W	L	W	L
Eastern Kentucky	15	1	23	9
Southeast Missouri*	0	2	0	8
Tennessee Tech	13	3	21	8
Jacksonville State	9	7	15	14
Tennessee State	8	8	11	17
<b>UT Martin</b>	<b>8</b>	<b>8</b>	<b>9</b>	<b>19</b>
Samford	6	10	13	15
Murray State	5	11	9	19
Austin Peay	4	12	8	19
Eastern Illinois	3	13	10	17
Morehead State	3	13	5	22

\* team was 22-8 overall and 14-2 in the OVC before NCAA penalties

## 1989-90 / GSC

	Conf.		All	
	W	L	W	L
Delta State	16	0	32	1
Jacksonville State	14	2	25	5
West Georgia	11	5	19	8
North Alabama	7	9	14	13
Valdosta State	7	9	15	12
Mississippi College	6	10	12	15
<b>UT Martin</b>	<b>5</b>	<b>11</b>	<b>12</b>	<b>13</b>
West Alabama	4	12	12	15
Troy State	2	14	9	19

## 1995-96 / OVC

	Conf.		All	
	W	L	W	L
Middle Tennessee	13	3	24	6
Austin Peay	13	3	21	8
Southeast Missouri	9	7	14	13
Eastern Kentucky	7	9	11	16
Tennessee Tech	7	9	11	16
Murray State	7	9	11	17
Morehead State	6	10	12	15
<b>UT Martin</b>	<b>5</b>	<b>11</b>	<b>9</b>	<b>17</b>
Tennessee State	5	11	7	19

## 2000-01 / OVC

	Conf.		All	
	W	L	W	L
Tennessee Tech	15	1	24	6
Eastern Kentucky	14	2	22	6
Austin Peay	10	6	17	14
Southeast Missouri	9	7	14	13
<b>UT Martin</b>	<b>6</b>	<b>10</b>	<b>13</b>	<b>16</b>
Morehead State	5	11	10	19
Tennessee State	5	11	8	19
Murray State	5	11	7	21
Eastern Illinois	3	13	7	20

## 2005-06 / OVC

	Conf.		All	
	W	L	W	L
Tennessee Tech	16	4	23	9
Southeast Missouri***	0	4	0	8
Samford	15	5	21	8
Austin Peay	12	8	15	13
Morehead State*	11	9	16	13
Jacksonville State	9	11	11	17
Murray State**	9	11	11	17
Eastern Illinois	9	11	10	19
Eastern Kentucky	7	13	7	20
<b>UT Martin</b>	<b>6</b>	<b>14</b>	<b>8</b>	<b>19</b>
Tennessee State	0	20	0	27

\* - Overall record does not reflect on Conference win by forfeit

\*\* - Overall record does not reflect one OVC forfeit imposed by the OVC

\*\*\* - team was 22-9 overall and 15-4 in the OVC before NCAA penalties were imposed.

## UT MARTIN COACHING HISTORY

NAME	YEARS	OVERALL	PCT.	CONF.	PCT.	CONF. CHAMP.	TOURN. TITLES	NCAA/WNIT BERTHS
NADINE GEARIN	1969-78	104-86	.547	--	--	--	3	--
JUDY SOUTHARD	1978-81	27-51	.346	--	--	--	0	0
ANNE STRUSZ	1981-83	31-24	.563	--	--	--	0	0
KAREN LAWLER	1983-89	60-99	.377	22-34	.392	0	0	0
SHARMAN COLEY	1989-96	66-118	.359	25-71	.260	0	0	0
GARY & KIM VAN ATTA	1996-04	105-112	.484	71-65	.522	1	0	1
TARA TANSIL-GENTRY	2004-09	42-104	.288	26-68	.277	0	0	0
KEVIN McMILLAN	2009-PRESENT	218-136	.616	143-43	.769	5	4	7



# CONFERENCE STANDINGS

## 2006-07 / OVC

	Conf.		All	
	W	L	W	L
Southeast Missouri	16	4	24	8
Murray State	15	5	21	10
Morehead State	13	7	14	16
Samford	12	8	18	13
Tennessee Tech	11	9	12	18
<b>UT Martin</b>	<b>10</b>	<b>10</b>	<b>17</b>	<b>14</b>
Eastern Kentucky	9	11	12	18
Austin Peay	9	11	10	20
Eastern Illinois	7	13	10	19
Jacksonville State	4	16	7	22
Tennessee State	4	16	7	22

## 2007-08 / OVC

	Conf.		All	
	W	L	W	L
Southeast Missouri	17	3	23	9
Samford	15	5	23	9
Murray State	15	5	24	8
Eastern Illinois	15	5	18	13
Tennessee State	10	10	13	16
Morehead State	9	11	11	19
Eastern Kentucky	9	11	14	14
Jacksonville State	8	12	11	19
Tennessee Tech	7	13	8	22
Austin Peay	3	17	6	23
<b>UT Martin</b>	<b>2</b>	<b>18</b>	<b>5</b>	<b>25</b>

## 2008-09 / OVC

	Conf.		All	
	W	L	W	L
Murray State	16	2	23	9
Eastern Illinois	15	3	24	9
Tennessee State	13	5	18	13
Morehead State	11	7	17	14
Austin Peay	10	8	17	16
Southeast Missouri	10	8	15	15
Tennessee Tech	7	11	9	21
Jacksonville State	4	14	7	23
Eastern Kentucky	4	14	7	20
<b>UT Martin</b>	<b>0</b>	<b>18</b>	<b>2</b>	<b>27</b>

## 2009-10 / OVC

	Conf.		All	
	W	L	W	L
Eastern Illinois	16	2	23	11
Morehead State	14	4	22	11
Austin Peay	11	7	15	18
<b>UT Martin</b>	<b>8</b>	<b>10</b>	<b>11</b>	<b>19</b>
Eastern Kentucky	8	10	12	17
Tennessee Tech	8	10	14	16
Murray State	8	10	13	17
Tennessee State	7	11	10	18
Jacksonville State	6	12	9	20
Southeast Missouri	4	14	7	21
SIUE			8	21

## 2010-11 / OVC

	Conf.		All	
	W	L	W	L
Tennessee Tech	15	3	23	8
<b>UT Martin</b>	<b>14</b>	<b>4</b>	<b>21</b>	<b>11</b>
Morehead State	13	5	20	10
Eastern Illinois	13	5	18	13
Austin Peay	12	6	15	18
Jacksonville State	6	12	10	21
Murray State	5	13	9	21
Tennessee State	5	13	9	21
Southeast Missouri	4	14	8	21
Eastern Kentucky	3	15	6	21
SIUE	-	-	9	17

## 2011-12 / OVC

	Conf.		All	
	W	L	W	L
<b>UT Martin</b>	<b>15</b>	<b>1</b>	<b>23</b>	<b>9</b>
Eastern Illinois	13	3	22	9
SIUE	12	4	18	12
Tennessee Tech	11	5	17	17
Murray State	8	8	13	18
Morehead State	7	9	10	19
Eastern Kentucky	7	9	13	16
Tennessee State	5	11	9	20
Austin Peay	5	11	9	22
Southeast Missouri	4	12	7	22
Jacksonville State	1	15	4	25

## 2012-13 / OVC

	Conf.		All	
	W	L	W	L
Eastern Illinois	12	4	19	11
Tennessee Tech	12	4	19	12
Belmont	11	5	18	13
<b>UT Martin</b>	<b>11</b>	<b>5</b>	<b>19</b>	<b>11</b>
Eastern Kentucky	11	5	18	11
SIU Edwardsville	9	7	16	15
Tennessee State	9	7	13	15
Murray State	8	8	16	13
Southeast Missouri	5	11	11	18
Morehead State	5	11	9	21
Austin Peay	2	14	7	21
Jacksonville State	1	15	1	27

## 2013-14 / OVC

	Conf.		All	
	W	L	W	L
<b>UT Martin</b>	<b>15</b>	<b>1</b>	<b>24</b>	<b>8</b>
Belmont	10	6	14	18
Tennessee Tech	9	7	12	18
Tennessee State	9	7	12	18
Eastern Kentucky	9	7	17	13
Jacksonville State	8	8	14	18
SIUE	7	9	11	19
Eastern Illinois	7	9	12	16
Southeast Missouri	6	10	10	19
Austin Peay	6	10	9	20
Morehead State	6	10	12	17
Murray State	4	12	11	17

## 2014-15 / OVC

	Conf.		All	
	W	L	W	L
<b>UT Martin</b>	<b>16</b>	<b>0</b>	<b>22</b>	<b>11</b>
SIUE	13	3	19	12
Tennessee State	12	4	18	13
Jacksonville State	10	6	19	10
Belmont	10	6	14	17
Morehead State	8	8	12	18
Austin Peay	7	9	10	20
Eastern Illinois	7	9	10	20
Eastern Kentucky	4	12	9	17
Southeast Missouri	3	13	10	19
Murray State	3	13	8	21
Tennessee Tech	3	13	6	23

## 2015-16 / OVC

	Conf.		All	
	W	L	W	L
<b>UT Martin</b>	<b>14</b>	<b>2</b>	<b>22</b>	<b>10</b>
Belmont	13	3	24	9
SIUE	12	4	18	13
Eastern Kentucky	10	6	18	12
Southeast Missouri	8	8	15	15
Austin Peay	8	8	10	20
Murray State	7	9	7	5
Tennessee State	7	9	12	18
Tennessee Tech	6	10	10	19
Jacksonville State	5	11	10	18
Morehead State	4	12	10	20
Eastern Illinois	2	14	3	25

## 2016-17 / OVC

	Conf.		All	
	W	L	W	L
Belmont	16	0	27	6
Morehead State	11	5	21	10
SIUE	9	7	14	17
<b>UT Martin</b>	<b>8</b>	<b>8</b>	<b>12</b>	<b>9</b>
Austin Peay	8	8	14	16
Tennessee Tech	7	9	10	20
Eastern Kentucky	7	9	12	20
Southeast Missouri	7	9	13	17
Murray State	7	9	15	14
Jacksonville State	6	10	13	15
Tennessee State	5	11	10	16
Eastern Illinois	5	11	9	19

## 2017-18 / OVC

	Conf.		All	
	W	L	W	L
Belmont	18	0	31	4
<b>UT Martin</b>	<b>13</b>	<b>5</b>	<b>19</b>	<b>15</b>
SIUE	13	5	17	15
Morehead State	12	6	21	11
Jacksonville State	12	6	19	12
Austin Peay	9	9	16	14
Southeast Missouri	9	9	14	17
Murray State	7	11	11	19
Eastern Kentucky	5	13	8	19
Tennessee Tech	4	14	7	22
Tennessee State	4	14	6	21
Eastern Illinois	2	16	3	26

## 2018-19 / OVC

	Conf.		All	
	W	L	W	L
Belmont	16	2	26	7
Morehead State	13	5	24	11
<b>UT Martin</b>	<b>13</b>	<b>5</b>	<b>23</b>	<b>9</b>
Tennessee Tech	12	6	22	11
Austin Peay	10	8	15	15
Murray State	9	9	13	17
Jacksonville State	9	9	15	15
Southeast Missouri	8	10	13	17
SIUE	8	10	13	16
Eastern Illinois	5	13	11	18
Tennessee State	5	13	5	25
Eastern Kentucky	0	18	2	27

## 2019-20 / OVC

	Conf.		All	
	W	L	W	L
<b>UT Martin</b>	<b>16</b>	<b>2</b>	<b>22</b>	<b>10</b>
Belmont	16	2	22	9
Southeast Missouri	14	4	25	7
Eastern Illinois	12	6	19	12
Jacksonville State	10	8	14	16
Tennessee Tech	10	8	17	13
Austin Peay	9	9	18	12
Murray State	7	11	14	16
Morehead State	6	12	10	20
Eastern Kentucky	5	13	11	18
Tennessee State	2	16	4	24
SIUE	1	17	3	26

# YEAR-BY-YEAR STATISTICS

Year	W	L	Pct.	FG	FGA	Pct.	3FG	3FGA	Pct.	FT	FTA	Pct.	Off.	Def.	Total	Avg.	PF	A	TO	BLK	ST	Pts	Avg.
1969-70	8	2	.800	-	-	-	-	-	-	-	-	-	-	-	-	-	-	-	-	-	-	530	53.0
1970-71	16	3	.842	-	-	-	-	-	-	-	-	-	-	-	-	-	-	-	-	-	-	889	46.8
1971-72	20	8	.714	-	-	-	-	-	-	-	-	-	-	-	-	-	-	-	-	-	-	1330	47.5
1972-73	22	4	.846	-	-	-	-	-	-	-	-	-	-	-	-	-	-	-	-	-	-	1460	56.2
1973-74	6	15	.286	-	-	-	-	-	-	-	-	-	-	-	-	-	-	-	-	-	-	1037	49.4
1974-75	11	14	.440	-	-	-	-	-	-	-	-	-	-	-	-	-	-	-	-	-	-	1556	62.2
1975-76	6	14	.300	-	-	-	-	-	-	-	-	-	-	-	-	-	-	-	-	-	-	1268	63.4
1976-77	10	13	.435	-	-	-	-	-	-	-	-	-	-	-	-	-	-	-	-	-	-	1491	64.8
1977-78	5	13	.278	-	-	-	-	-	-	-	-	-	-	-	-	-	-	-	-	-	-	1181	65.6
1978-79	11	14	.440	-	-	-	-	-	-	-	-	-	-	-	-	-	-	-	-	-	-	1705	68.2
1979-80	5	18	.217	-	-	-	-	-	-	-	-	-	-	-	-	-	-	-	-	-	-	1409	61.3
1980-81	11	19	.367	-	-	-	-	-	-	-	-	-	-	-	-	-	-	-	-	-	-	1918	63.9
1981-82	12	14	.462	728	1694	.430	-	-	-	375	586	.640	-	-	992	37.6	529	286	497	67	290	1831	70.4
1982-83	19	10	.655	882	2073	.425	-	-	-	408	683	.597	-	-	<b>1353</b>	<b>46.7</b>	592	262	521	38	299	2172	74.9
1983-84	9	19	.321	826	1895	.436	-	-	-	362	573	.632	-	-	1194	42.6	550	406	592	42	251	2024	72.3
1984-85	7	17	.292	710	1600	.444	-	-	-	367	571	.643	-	-	926	38.6	458	322	578	16	241	1787	74.5
1985-86	14	13	.519	847	1868	.453	-	-	-	401	602	.666	-	-	1195	44.3	569	422	529	55	276	2101	77.8
1986-87	15	12	.556	795	1725	<b>.461</b>	12	28	.429	394	551	.715	-	-	1219	45.1	503	428	595	100	256	1996	73.9
1987-88	9	18	.333	756	1765	.428	10	31	.322	332	499	.665	-	-	1102	42.3	553	369	541	59	251	1848	71.0
1988-89	6	20	.231	737	1717	.429	30	111	.270	254	367	.692	-	-	1105	42.5	581	364	617	100	221	1753	67.4
1989-90	12	13	.480	790	1831	.431	71	256	.277	340	507	.671	-	-	1042	41.7	619	442	582	65	<b>403</b>	1991	79.6
1990-91	10	18	.357	807	1861	.434	96	195	.325	417	597	.698	-	-	1147	41.0	621	449	667	45	347	2127	76.0
1991-92	14	13	.519	696	1660	.419	97	281	.345	566	<b>799</b>	.708	-	-	1125	41.7	571	357	667	43	284	2055	76.1
1992-93	2	23	.080	620	1612	.385	148	421	.352	373	567	.658	250	365	615	38.4	350	242	390	21	172	1761	70.4
1993-94	7	19	.269	683	1719	.397	110	407	.270	443	658	.673	419	688	1107	42.6	580	376	581	37	240	1919	73.8
1994-95	12	15	.444	736	1813	.406	109	358	.304	442	682	.648	450	735	1185	43.9	540	408	594	36	290	2023	74.9
1995-96	9	17	.346	681	1679	.406	115	405	.284	459	682	.673	447	654	1101	42.3	551	407	525	31	256	1936	74.5
1996-97	8	18	.308	520	1369	.380	119	397	.300	389	574	.678	262	608	870	33.5	29	322	559	39	239	1548	59.5
1997-98	18	11	.621	717	1635	.439	104	361	.288	519	750	.692	425	679	1104	38.1	609	415	582	79	312	2057	70.9
1998-99	22	9	.709	829	1848	.449	162	517	.313	561	838	.669	423	786	1209	39.0	603	490	628	108	303	2381	76.8
1999-00	12	16	.428	694	1656	.419	128	444	.288	425	606	.701	386	686	1072	38.3	502	427	663	94	268	1941	69.3
2000-01	13	16	.448	711	1655	.430	205	590	.347	481	675	.713	361	652	1013	34.9	552	405	582	87	269	2108	72.7
2001-02	8	20	.286	651	1583	.411	170	494	.344	424	607	.699	297	636	933	33.3	550	343	545	57	279	1896	67.7
2002-03	13	16	.448	714	1713	.417	158	479	.330	423	556	.761	312	629	941	32.4	500	422	500	60	243	2009	69.3
2003-04	11	16	.407	612	1565	.391	122	384	.318	417	577	.723	353	603	956	35.4	439	366	472	45	257	1763	65.3
2004-05	9	19	.321	603	1497	.403	102	364	.280	379	544	.697	318	640	958	34.2	451	345	481	34	179	1687	60.2
2005-06	8	19	.296	551	1346	.409	64	230	.278	332	523	.635	302	647	949	35.1	380	322	492	33	176	1498	55.5
2006-07	17	14	.548	627	1587	.395	154	507	.304	435	589	.739	367	768	1135	36.6	507	435	548	66	227	1843	59.5
2007-08	5	25	.167	587	1624	.361	136	462	.294	308	422	.730	374	684	1058	35.3	387	381	507	52	223	1618	53.9
2008-09	2	27	.069	566	1572	.360	70	270	.259	308	497	.620	<b>468</b>	673	1141	39.3	475	296	<b>670</b>	47	234	1510	52.1
2009-10	11	19	.367	513	1364	.376	174	540	.322	395	600	.658	253	696	949	31.6	428	333	562	69	193	1595	53.2
2010-11	21	11	.656	787	1942	.405	280	817	.343	462	640	.722	407	<b>892</b>	1299	40.6	534	442	506	93	237	2315	72.4
2011-12	23	9	.718	902	2077	.434	327	851	.384	432	563	.767	380	847	1227	38.3	480	<b>565</b>	395	97	263	2563	80.1
2012-13	19	15	.559	878	<b>2100</b>	.418	305	89	.343	421	549	.767	356	813	1169	34.4	515	492	437	148	294	2482	73.0
2013-14	<b>24</b>	8	.750	<b>904</b>	2018	.448	290	809	.358	<b>583</b>	779	.748	350	777	1127	35.2	605	512	394	84	330	<b>2681</b>	<b>83.8</b>
2014-15	22	11	.666	857	1931	.444	227	632	.359	454	648	.701	399	826	1225	37.1	582	495	487	74	305	2395	72.6
2015-16	22	10	.687	844	1858	.454	<b>331</b>	<b>852</b>	<b>.388</b>	318	411	<b>.774</b>	236	784	1020	31.9	498	525	415	66	294	2337	73.0
2016-17	12	19	.387	800	1902	.421	251	722	.348	333	440	.757	295	729	1024	33.0	558	445	464	62	237	2184	70.5
2017-18	19	15	.559	866	2016	.430	268	737	.364	445	583	.763	353	801	1154	33.9	589	503	498	106	300	2445	71.9
2018-19	23	9	.718	881	2077	.424	220	660	.333	510	674	.757	426	784	1210	37.8	<b>713</b>	504	481	143	361	2492	77.9
2019-20	22	10	.687	818	1857	.440	165	534	.309	466	646	.721	342	829	1171	36.6	585	495	509	<b>154</b>	306	2267	70.8



Skyhawk Fieldhouse, which is now home to the UT Martin volleyball program, was once home to the women's basketball team from 1969 until 1989, when the team began played its Gulf South Conference games inside then Pacer Arena. At the beginning of the 1990-91 season the women's basketball program began playing all of its home contest exclusively on Pat Head Summitt Court in Skyhawk Arena.



# IN-SEASON TOURNAMENTS

## Lady Pacer Christmas Tournament (Martin, Tenn.)

1979-80	vs. Alabama-Huntsville.....	W, 84-55
1979-80	vs. Western Kentucky.....	L, 52-43
1979-80	vs. Austin Peay.....	W, 59-52

## Lady Pacer Christmas Invitational (Martin, Tenn.)

1980-81	vs. Alabama-Huntsville.....	W, 71-58
1980-81	vs. Murray State.....	L, 63-60
1980-81	vs. Austin Peay.....	L, 70-67

## Gulf South Invitational (Cleveland, Miss.)

1980-81	vs. West Alabama.....	L, 85-61
1980-81	vs. North Alabama.....	W, 63-59

## Arkansas Invitational (Fayetteville, Ark.)

1980-81	vs. Arkansas State.....	L, 66-46
1980-81	vs. Miss. Univ. for Women.....	W, 66-52

## Lady Governor Invitational (Clarksville, Tenn.)

11/27/81	vs. West Alabama.....	L, 79-73
11/28/81	at Austin Peay.....	W, 74-68

## Northern Kentucky Invitational (Highland Heights, Ky.)

12/18/81	vs. Davis-Elkins.....	W, 82-67
12/19/81	at Northern Kentucky.....	W, 74-68

## Lady Pacer Thanksgiving Classic (Martin, Tenn.)

11/26/82	vs. Bethel.....	W, 101-57
11/27/82	vs. Southeast Missouri.....	W, 82-78

## South Florida Christmas Tournament (Tampa, Fla.)

12/16/83	vs. Georgia State.....	W, 80-72
12/17/83	vs. West Virginia.....	L, 69-62
12/18/83	vs. Indiana State.....	W, 75-65

## Lady Moc Invitational (Chattanooga, Tenn.)

2/2/84	at Chattanooga.....	L, 79-51
2/3/84	vs. Berry College.....	L, 80-69

## Lady Pacer Invitational (Martin, Tenn.)

1/18/85	vs. Lambuth.....	W, 101-90
1/19/85	vs. Miss. Univ. for Women.....	L, 81-76

## Miss. Univ. for Women Christmas Tournament (Columbus, Miss.)

12/6/85	vs. Miss. Univ. for Women.....	L, 82-78
12/7/85	vs. Angelo State.....	W, 81-60

## Miss. Univ. for Women Christmas Tournament (Columbus, Miss.)

12/19/86	vs. Alabama-Huntsville.....	W, 64-62
12/20/86	vs. Miss. Univ. for Women.....	L, 65-64 OT

## SIUE Thanksgiving Classic (Edwardsville, Ill.)

12/4/87	vs. Missouri Western.....	W, 73-57
12/5/87	vs. Indianapolis.....	L, 74-68

## Southern Indiana Thanksgiving Tournament (Evansville, Ind.)

11/25/88	vs. Missouri Rolla.....	L, 64-60
1981	vs. Quincy College.....	W, 78-59

## Otahkian Shoot-Out (Cape Girardeau, Mo.)

11/30/90	vs. Lipscomb.....	W, 85-79
12/1/90	vs. Southeast Missouri.....	L, 78-66

## Lady Tiger Classic (Memphis, Tenn.)

12/11/90	at Memphis.....	L, 95-69
12/12/90	vs. Wisconsin.....	L, 83-63

## Buffalo Tournament (Buffalo, N.Y.)

12/2/94	vs. Texas Southern.....	W, 68-48
12/3/94	at Buffalo.....	L, 97-76

## Otahkian Shoot-Out (Cape Girardeau, Mo.)

11/24/95	vs. Illinois-Chicago.....	L, 73-65
11/25/95	vs. Nicholls State.....	W, 73-63

## Navy Classic (Annapolis, Md.)

12/20/95	vs. Charleston Southern.....	L, 74-70
12/21/95	vs. Morehead State.....	L, 72-68

## Lady Tiger Classic (Memphis, Tenn.)

11/29/96	at Memphis.....	L, 83-52
11/30/96	vs. Tennessee State.....	L, 82-65

## IMU & Mariott Classic (Bloomington, Ind.)

12/20/96	vs. UAB.....	L, 74-41
12/21/96	vs. Youngstown State.....	L, 96-71

## Skyhawk Classic (Martin, Tenn.)

11/23/97	vs. Tennessee.....	L, 73-32
----------	--------------------	----------

## State Farm Bearcat Invitational (Cincinnati, Ohio)

12/19/97	vs. Chattanooga.....	W, 64-49
12/20/97	at Cincinnati.....	L, 76-59

## Skyhawk Classic (Martin, Tenn.)

11/13/98	vs. Kentucky.....	L, 90-60
----------	-------------------	----------

## Auburn Tournament (Auburn, Ala.)

11/27/98	vs. Charleston Southern.....	W, 85-57
11/28/98	at Auburn.....	L, 81-46

## Washington Tournament (Seattle, Wash.)

12/19/98	vs. Kansas.....	L, 68-56
12/20/98	vs. Liberty.....	W, 75-71

## Skyhawk Classic (Martin, Tenn.)

11/21/99	vs. Hampton.....	L, 81-74
----------	------------------	----------

## Hattiesburg Inn Classic (Hattiesburg, Miss.)

11/26/99	vs. Nicholls State.....	W, 74-65
11/27/99	at Southern Miss.....	L, 81-65

## Skyhawk Classic (Martin, Tenn.)

11/19/00	vs. Lees-McRae.....	W, 88-42
----------	---------------------	----------

## UAB Tournament (Birmingham, Ala.)

11/25/00	vs. Louisiana-Monroe.....	W, 58-53
11/26/00	at UAB.....	L, 85-62

## UNC-Wilmington Tournament (Wilmington, N.C.)

12/2/00	at UNC Wilmington.....	L, 58-56
12/3/00	vs. West Virginia.....	W, 85-62

## Skyhawk Classic (Martin, Tenn.)

11/17/01	vs. Lees-McRae.....	W, 87-55
11/18/01	vs. Northern Iowa.....	L, 69-53

## LSU Crawfish Classic (Baton Rouge, La.)

11/24/01	at Louisiana State.....	L, 95-47
11/25/01	vs. Northwestern State.....	L, 59-58

## Leigh Tournament (Bethlehem, Pa.)

11/30/02	vs. Ball State.....	L, 98-61
12/1/02	vs. Cornell.....	L, 71-66

## Hattiesburg Inn Classic (Hattiesburg, Miss.)

12/6/02	vs. Birmingham-Southern.....	L, 69-67
12/7/02	vs. Mississippi Valley State.....	W, 70-60

## Virginia Tech Classic (Blacksburg, Va.)

12/28/02	at Virginia Tech.....	L, 87-55
12/29/02	vs. Loyola.....	L, 89-57

## Vanderbilt Thanksgiving Tournament (Nashville, Tenn.)

11/26/03	vs. Siena.....	L, 60-57
11/27/03	vs. Rhode Island.....	L, 79-66

## Denver Christmas Tournament (Denver, Colo.)

12/18/04	at Denver.....	L, 64-41
12/19/03	vs. Texas-San Antonio.....	L, 75-59

## USF Shoot-Out (Tampa, Fla.)

11/19/05	vs. LaSalle.....	L, 72-55
11/20/05	at South Florida.....	L, 78-44

## Georgia State Invitational (Atlanta, Ga.)

12/29/06	vs. Birmingham-Southern.....	W, 74-57
12/30/06	at Georgia State.....	L, 58-50 OT

## USF Shoot-Out (Tampa, Fla.)

11/17/07	vs. Illinois State.....	L, 70-60
11/18/07	vs. New Hampshire.....	L, 71-59

## Iowa State Cyclone Shoot-Out (Ames, Iowa)

12/28/07	vs. Hampton.....	L, 57-47
12/29/07	at Iowa State.....	L, 63-39
12/30/07	vs. Bowling Green.....	L, 78-36

## National City Xavier Invitational (Cincinnati, Ohio)

11/28/08	at No. 25 Xavier.....	L, 73-41
11/29/08	vs. Winthrop.....	L, 54-49

## Ole Miss Holiday Classic (Oxford, Miss.)

12/29/08	vs. Rice.....	L, 66-57
12/30/08	vs. Northwestern State.....	W, 59-53

## Georgia State Invitational (Atlanta, Ga.)

12/29/09	vs. Georgia State.....	L, 61-32
12/30/08	vs. Mississippi Valley St.....	W, 69-65

## Rainbow Wahine Classic (Honolulu, Hawai'i)

11/16/12	at Hawai'i.....	L, 73-69
11/17/12	vs. No. 1 Baylor.....	L, 82-67
11/18/12	vs. No. 4 Stanford.....	L, 92-68

## Women's Preseason NIT

11/8/13	Georgia State.....	W, 84-80
11/10/13	at No. 25 Gonzaga.....	L, 91-54
11/16/13	Quinnipiac.....	W, 102-97 (OT)

## Robert Morris Classic (Moon Township, Pa.)

11/29/13	vs. Winthrop.....	W, 79-74
11/30/13	vs. Northern Kentucky.....	L, 70-61

## Iowa Hawkeye Challenge (Iowa City, Iowa)

11/21/14	vs. Dayton.....	L, 78-47
11/22/14	vs. Pepperdine.....	L, 59-58

## Iowa Hawkeye Challenge (Iowa City, Iowa)

11/14/15	vs. North Dakota.....	W, 84-58
11/15/15	at No. 23 Iowa.....	L, 62-56

## Basketball Travelers Inc. Invitational

12/17/17	vs. Saint Mary's.....	L, 69-58
12/18/17	at Purdue.....	L, 60-58
12/20/17	vs. Eastern Washington.....	L, 61-58

# CONFERENCE TOURNAMENTS

## AIAW State Tournament

1971	vs. Tennessee	W, 39-26
1971	vs. Tennessee Tech	W, 50-41
1971	vs. Lambuth	W, 50-33
1971	vs. Tennessee Tech	L, 66-63
1971	vs. Tennessee Tech	W, 54-45

## AIAW District Tournament

1972	vs. Jackson State	W, 54-45
1972	vs. Lambuth	W, 54-37
1972	vs. Lambuth	W, 58-42

## AIAW State Tournament

1972	vs. Tennessee	W, 52-42
1972	vs. Tennessee Tech	W, 52-49
1972	vs. Tennessee Tech	L, 68-42
1972	vs. Tennessee Tech	L, 64-42

## AIAW Regional Tournament (Boone, N.C.)

1972	vs. UNC Greensboro	W, 54-50
1972	vs. Bridgewater	W, 52-46
1972	vs. Tennessee Tech	W, 63-43

## AIAW District Tournament

1973	vs. Union	L, 78-67
1973	vs. Southwestern	W, 60-35
1973	vs. Lambuth	W, 51-50

## AIAW State Tournament

1973	vs. Tennessee	L, 59-57 (OT)
1973	vs. Lambuth	W, 72-39
1973	vs. East Tennessee State	W, 63-30
1973	vs. Tennessee	L, 61-57 (OT)

## AIAW District Tournament

1974	vs. Lambuth	L, 61-58
1974	vs. Memphis	L, 54-27
1974	vs. Union	L, 64-43

## AIAW District Tournament

1975	vs. Dyersburg State	W, 61-30
1975	vs. Union	L, 82-60
1975	vs. Jackson State	W, 61-55
1975	vs. Lambuth	W, 66-48
1975	vs. Union	W, 78-67

## AIAW State Tournament (Johnson City, Tenn.)

1976	vs. Middle Tennessee	L, 77-62
1976	vs. East Tennessee State	W, 72-53
1976	vs. Tennessee	L, 77-62

## AIAW State Tournament (Memphis, Tenn.)

1977	vs. Middle Tennessee	L, 69-67
1977	vs. Memphis	L, 76-63

## AIAW State Tournament (Martin, Tenn.)

1978	vs. Memphis	L, 78-64
1978	vs. Middle Tennessee	L, 78-64

## TCWSF State Tournament (Knoxville, Tenn.)

1979	vs. Memphis	W, 73-66
1979	vs. Tennessee	L, 96-51
1979	vs. East Tennessee State	L, 74-69

## TCWSF State Tournament (Cookeville, Tenn.)

1980	vs. Tennessee	L, 81-35
------	---------------	----------

## TCWSF State Tournament (Memphis, Tenn.)

1981	vs. Austin Peay	W, 54-53
1981	vs. Tennessee	L, 71-41

## TCWSF State Tournament

2/28/82	vs. Austin Peay	L, 74-61
---------	-----------------	----------

## 1983 GSC Tournament

<i>Walter Sillers Coliseum / Cleveland, Miss.</i>		
1983	vs. Jackson State	W, 74-59
1983	vs. Delta State	L, 96-70

## 1986 GSC Tournament

<i>Walter Sillers Coliseum / Cleveland, Miss.</i>		
2/26/86	vs. Delta State	L, 78-68

## 1988 GSC Tournament

<i>Walter Sillers Coliseum / Cleveland, Miss.</i>		
3/2/88	vs. West Alabama	L, 75-71

## 1995 OVC Tournament

<i>Municipal Auditorium / Nashville, Tenn.</i>		
3/4/95	vs. Eastern Kentucky	L, 80-76

## 1998 OVC Tournament

<i>Kathleen and Tom Elam Center / Martin, Tenn.</i>		
2/24/98	vs. Tennessee State	W, 80-75
<i>Nashville Arena / Nashville, Tenn.</i>		
2/28/98	vs. Tennessee Tech	W, 69-53
3/1/98	vs. Middle Tennessee	L, 59-58

## 1999 OVC Tournament

<i>Kathleen and Tom Elam Center / Martin, Tenn.</i>		
2/23/99	vs. Eastern Kentucky	W, 102-87
<i>Nashville Arena / Nashville, Tenn.</i>		
2/26/99	vs. Tennessee State	W, 69-67
2/27/99	vs. Tennessee Tech	L, 86-83

## 2000 OVC Tournament

<i>Dunn Center / Clarksville, Tenn.</i>		
2/29/00	at Austin Peay	L, 90-60

## 2001 OVC Tournament

<i>Kathleen and Tom Elam Center / Martin, Tenn.</i>		
2/27/01	vs. Southeast Missouri	W, 68-63
<i>Gaylord Entertainment Center / Nashville, Tenn.</i>		
3/2/01	vs. Tennessee Tech	L, 100-30

## 2002 OVC Tournament

<i>Johnson Arena / Morehead, Ky.</i>		
2/26/02	at Morehead State	L, 90-66

## 2003 OVC Tournament

<i>Kathleen and Tom Elam Center / Martin, Tenn.</i>		
3/4/03	vs. Morehead State	W, 80-75
<i>Gaylord Entertainment Center / Nashville, Tenn.</i>		
3/7/03	vs. Austin Peay	L, 73-58

## 2004 OVC Tournament

<i>Eblen Center / Cookeville, Tenn.</i>		
3/2/04	at Tennessee Tech	L, 76-60

## 2005 OVC Tournament

<i>Eblen Center / Cookeville, Tenn.</i>		
3/1/05	at Tennessee Tech	L, 70-51

## 2007 OVC Tournament

<i>Kathleen and Tom Elam Center / Martin, Tenn.</i>		
2/27/07	vs. Morehead State	W, 61-57
<i>Gaylord Entertainment Center / Nashville, Tenn.</i>		
3/2/07	vs. Murray State	L, 66-65 (OT)

## 2010 OVC Tournament

<i>Kathleen and Tom Elam Center / Martin, Tenn.</i>		
3/2/10	vs. Eastern Kentucky	W, 51-47
<i>Bridgestone Arena / Nashville, Tenn.</i>		
3/5/10	vs. Eastern Illinois	L, 65-51

## 2011 OVC Tournament

<i>Municipal Auditorium / Nashville, Tenn.</i>		
3/4/11	vs. Morehead State	W, 79-69
3/5/11	vs. Tennessee Tech	W, 82-76

## 2012 OVC Tournament

<i>Municipal Auditorium / Nashville, Tenn.</i>		
3/2/12	vs. Murray State	W, 102-77
3/3/12	vs. Tennessee Tech	W, 82-65

## 2013 OVC Tournament

<i>Municipal Auditorium / Nashville, Tenn.</i>		
3/7/13	vs. Eastern Kentucky	W, 78-63
3/8/13	vs. Eastern Illinois	W, 71-69
3/9/13	vs. Tennessee Tech	W, 87-80 (OT)

## 2014 OVC Tournament

<i>Municipal Auditorium / Nashville, Tenn.</i>		
3/7/14	vs. Eastern Kentucky	W, 97-45
3/8/14	vs. Belmont	W, 78-66

## 2015 OVC Tournament

<i>Municipal Auditorium / Nashville, Tenn.</i>		
3/4/15	vs. Eastern Illinois	W, 68-35
3/6/15	vs. Belmont	W, 71-65
3/7/15	vs. Tennessee State	L, 64-60 (OT)

## 2016 OVC Tournament

<i>Municipal Auditorium / Nashville, Tenn.</i>		
3/2/16	vs. Murray State	L, 78-76

## 2017 OVC Tournament

<i>Municipal Auditorium / Nashville, Tenn.</i>		
3/2/17	vs. Austin Peay	W, 59-43
3/3/17	vs. Belmont	L, 83-62

## 2018 OVC Tournament

<i>Ford Center / Evansville, Ind.</i>		
2/28/18	vs. Southeast Missouri	W, 63-60
3/2/18	vs. SIUE	W, 69-67
3/3/18	vs. No. 22 Belmont	L, 63-56 (OT)

## 2019 OVC Tournament

<i>Ford Center / Evansville, Ind.</i>		
3/7/19	vs. Murray State	W, 77-56
3/8/19	vs. Morehead State	W, 68-58
3/9/19	vs. Belmont	L, 59-53

## 2020 OVC Tournament

<i>Ford Center / Evansville, Ind.</i>		
3/4/20	vs. Murray State	W, 88-33
3/6/20	vs. Eastern Illinois	W, 63-52
3/7/20	vs. Southeast Missouri	L, 67-47

## NATIONAL TOURNAMENT APPEARANCES

### AIAW National Tournament (Normal, Ill.)

3/16/72	vs. Long Beach State	W, 53-43
3/17/7	vs. Miss. College for Women	L, 43-25

### Women's National Invitational Tournament

3/11/99	Ole Miss	W, 77-66
3/13/99	at Memphis	L, 87-73

### NCAA Tournament (Durham, NC)

3/19/11	• No. 2 Duke 90, No. 15 UT Martin 45
---------	--------------------------------------

### NCAA Tournament (Chicago, Ill.)

3/17/12	• No. 2 Tennessee 72, No. 15 UT Martin 49
---------	---

### NCAA Tournament (Iowa City, Iowa)

3/24/13	• No. 1 Notre Dame 97, No. 16 UT Martin 64
---------	--

### NCAA Tournament (Chapel Hill, N.C.)

3/23/14	• No. 4 North Carolina 60, No. 13 UT Martin 58
---------	--

### Women's National Invitational Tournament

3/18/15	at Ole Miss	L, 80-70
---------	-------------	----------

### Women's National Invitational Tournament

3/17/16	at Memphis	W, 79-73
3/21/16	at Western Kentucky	L, 64-57

### Women's National Invitational Tournament

3/15/18	at Indiana	L, 74-50
---------	------------	----------

## CONFERENCE TOURNAMENT CHAMPIONSHIP GAME RESULTS

### 1971 AIAW State Tournament

1971	vs. Tennessee Tech	W, 54-45
------	--------------------	----------

### 1972 AIAW District Tournament

1972	vs. Lambuth	W, 58-42
------	-------------	----------

### 1972 AIAW Regional Tournament

1972	vs. Tennessee Tech	W, 63-43
------	--------------------	----------

### 1973 AIAW State Tournament

1973	vs. Tennessee	L, 61-57 (OT)
------	---------------	---------------

### 1975 AIAW District Tournament

1975	vs. Union	L, 78-67
------	-----------	----------

### 1998 Ohio Valley Conference Tournament

3/1/98	vs. Middle Tennessee	L, 59-58
--------	----------------------	----------

### 1999 Ohio Valley Conference Tournament

2/27/99	vs. Tennessee Tech	L, 86-83
---------	--------------------	----------

### 2011 Ohio Valley Conference Tournament

3/5/11	vs. Tennessee Tech	W, 82-76
--------	--------------------	----------

### 2012 Ohio Valley Conference Tournament

3/3/12	vs. Tennessee Tech	W, 82-65
--------	--------------------	----------

### 2013 Ohio Valley Conference Tournament

3/9/13	vs. Tennessee Tech	W, 87-80 (OT)
--------	--------------------	---------------

### 2014 Ohio Valley Conference Tournament

3/8/14	vs. Belmont	W, 78-66
--------	-------------	----------

### 2015 Ohio Valley Conference Tournament

3/6/15	vs. Tennessee State	L, 64-60 (OT)
--------	---------------------	---------------

### 2018 Ohio Valley Conference Tournament

3/3/18	vs. No. 22 Belmont	L, 63-56 (OT)
--------	--------------------	---------------

### 2019 Ohio Valley Conference Tournament

3/9/19	vs. Belmont	L, 59-53
--------	-------------	----------

### 2020 Ohio Valley Conference Tournament

3/7/20	vs. Southeast Missouri	L, 67-47
--------	------------------------	----------



# ALL-TIME NUMERICAL ROSTER

## -0-

Tracy Webb	1998-02
Torre Thomas	2002-04
Jessica Wilson	2004-05
Daphne Thomas	2005-06
Nicole Holman	2006-08
<b>Emma Davis</b>	<b>2018-Present</b>

## -2-

<b>Sade' Hudson</b>	<b>2018-Present</b>
---------------------	---------------------

## -3-

Alishia Glover	2006-07
Cherissa Vinson	2009-10
Allison Wright	2010-11
Briana McDonald	2012-13
Shai Warfield-Cross	2013-15
Kendall Spray	2016-18
<b>Macy Rippy</b>	<b>2019-Present</b>

## -4-

Elizabeth Masengil	2013-14
Danielle Woolfolk	2014-15
Emanye Robertson	2015-19

## -5-

Matrekia Minter	2010-11
Cortrice Golden	2012-14
Anna Pierce	2018-20
<b>Seygan Robins</b>	<b>2020-Present</b>

## -10-

Starr Hatler	1976-77
Anita Terry	1977-78
Anita Hamilton	1981-82
Amy Hutcherson	1986-87
Janelle Thornton	1995-97
Chanda Cordova	1994-95
Beth Wheeler	1997-00
Amanda Richardson	2000-01
Jessica Wilson	2001-02
Kristin Archie	2003-05
Lakus Bonner	2005-06
Jennifer Angler	2006-08
Maryam Kirk	2008-09
Chelsey Hall	2012-14
Daijia Ruffin	2014-16
Janekia Mason	2016-18
<b>Raegan Johnson</b>	<b>2019-Present</b>

## -11-

Regina Lacey	1986-88
Heather Butler	2010-14
Aundrea Adams	2018-19
<b>Dasia Young</b>	<b>2019-Present</b>

## -12-

Debbie Emerson	1976-77
Deenie Ware	1981-82
Melissa Dawson	1987-88
Cassandra Rochell	1988-89
Tiffanie Hix	1989-90
Gina Warren	1990-94
Tiffany Rice	1995-97
Kelly Pendleton	1998-99
T.J. Barker	1999-02
Meghan Fuqua	2003-05
Victoria Carlile	2006-08
Kiara Smith	2008-09
Erica Glisson	2009-10
Jasmine Newsome	2010-14

## -13-

Margaret Gillihan	1976-77
Laura Lenderman	1977-78
Stacy Harris	1981-82
Phyllis Flynn	1985-86
Amy Hutcherson	1986-87
Catrece Ward	1987-88
Jordan Johnson	2012-14
Lindsay Chrise	2016-17
Tamiah Stanford	2017-20
<b>Demi Burdick</b>	<b>2017-18, 20-Present</b>

## -14-

Susan Martin	1976-77
Bernadine Lewis	1977-78
Ingrid Bush	1982-83
Kim Crowell	1983-87

Kristie Parrish	1987-92
Beth Beaty	1992-96
Nakia Young	1996-97
Tessa Fields	1997-99
Danielle Page	2001-05
Michelle Israel	2005-06
Sienna Forney	2008-09
Paige Smith	2009-10, 11-12
Taylor Hall	2010-12
Chelsea Roberts	2013-16
Ansley Eubank	2016-17
<b>Zaire Hicks</b>	<b>2017-Present</b>

## -15-

Tina Copeland	1976-78
Renee Dorris	1981-82
Tina Whitaker	1983-84
Wendy Lavertu	1984-87
Mary Anne Manley	1990-91
Jan Cate	1991-92
Helen Goate	1999-00
Tiffany Brundige	2000-03
Jennifer Erme	2004-05
Ashley Thompson	2006-07
Whitney Maxey	2007-08
Allison Wright	2008-10
Grace Ann Swaim	2010-11
Ta'Naisha Hill	2015-16
<b>Brittini Moore</b>	<b>2018-Present</b>

## -20-

Amy Underwood	1976-78
Annie Hine	1981-82
Paula Polumbo	1982-85
Jill Hawk	1985-88
Michele Burney	1990-91
Sharon Lindsey	1989-90
Mina Robinson	1991-92
Janelle Thornton	1992-95
Bethany Melton	1996-98
Erika Dunning	2000-02
Whitney Angel	2002-05
Kimberly Cox	2005-06
Aunjel Adams	2007-08
Samantha Harper	2008-10
Jacissa Haislip	2010-12
Katie Schubert	2012-16
<b>Chesey Perry</b>	<b>2017-Present</b>

## -21-

Debbie Cunningham	1976-78
Angela Reaves	1981-85
Pam Rudolph	1985-87
Sevelte Gilbert	1994-95
Amy Wimpee	1996-97
Sydney Vanlandingham	2012-13
Jessy Ward	2013-17
<b>Maddie Waldrop</b>	<b>2017-Present</b>

## -22-

Patsy Donovan	1976-77
Shelia Scott	1977-78
Terri Burton	1981-82
Fran Fedak	1982-84
Kay Aleshire	1984-86
Regina Lacey	1986-87
Janice Epperson	1987-88
Michelle Martin	1988-90
Kellie McElhiney	1992-93
Sevelte Gilbert	1993-94
Jaime Mays	1994-95
Jackie Frost	1995-96
Jennifer Skaggs	1996-97
Nichole Lockridge	1997-99
Amy Watson	1999-03
Chandra Carey	2003-05
Phyllisha Mitchell	2005-09
Alecia Weatherly	2009-11
Barianne Taylor	2012-13
Ashton Feldhaus	2014-18
<b>Damiah Griffin</b>	<b>2017-Present</b>

## -23-

Patsy Donovan	1976-77
Libby Kemp	1981-82
Diane Jordan	1983-85
Brenda Philpot	1986-87
Janice Epperson	1987-91
Whitney Maxey	2006-07

Aunjel Adams	2007-08
Gentry Reedy	2009-10
Haley Howard	2014-16
Breanna Boggs	2016-18
Jalynn Landversicht	2018-19
<b>Hayley Harrison</b>	<b>2019-Present</b>

## -24-

Charlotte Avery	1976-77
Amy Riley	1977-78
Anita Hamilton	1982-83
Jackie Metroka	1984-85
Gwen Long	1985-88, 89-90
Tara Tansil	1990-95

## -25-

Mary Kate Long	1987-89
----------------	---------

## -30-

Paula Harris	1982-83
Becky Rhew	1983-84
Michele Burney	1989-90
Chanda Cordova	1995-96
Karen Faulkner	1996-97
Jody Miller	1997-98
LaShanta Morrow	1999-03
Andrieka Jackson	2003-07
Heather Griffin	2011-12
Tiara Caldwell	2013-15
Kyarrah Grant	2018-20

## -31-

Gloria Clifton	1982-84
Phyllis Flynn	1984-86
Mellanie Surratt	1986-90
Kandi Hammonds	1991-92
Jody Miller	1997-02
Leigh Ann Davidson	2002-05
Whitney Maxey	2006-07
Whitney Malone	2007-09
<b>Kyannah Grant</b>	<b>2018-Present</b>

## -32-

Sharon Brasher	1976-77
Carolyn Justice	1981-82
Phyllis Walters	1982-83
Kellie Bagsby	1983-84
Daina Embry	1984-85
Amanda Melton	1986-87
Kandi Sandusky	1988-90
Ammie Stanfill	1990-91
Tawana Johnson	1991-93
Joy Brown	1993-94
Jennifer Kohlheim	1994-96
India Weaver	1996-00
Keva Robinson	2002-06
Melody Kandil	2007-08
Yalonda Davis	2008-10
Megan White	2010-14
Teddy Vincent	2015-17

## -33-

Willie Dickerson	1976-77
Mary Bingham	1977-78
Fran Fedak	1981-82
Glenda Clifton	1982-84
Lisa Winton (Crabtree)	1984-88
Barbra Blume	1988-90
Malissa Herndon	1990-91
Katina Jones	1991-95
Val Kobel	1995-97
Querida Jones	1997-00
Leigh Ann Davidson	2001-02
Deina Willingham	2002-07
Hailey Purcell	2008-09
Darnisha Lyles	2009-10
Rickiesha Bryant	2010-13
Trisha Lacy	2013-14
Myah Taylor	2015-18
Demi Burdick	2018-20

## -34-

David Smith	1992-96
Zabrina Harris	1996-00
Jenny Lannom	2001-05
Nicole Rivers	2005-06
Alishia Glover	2006-07, 08-09
Shelby Crawford	2010-13
Ashia Jones	2013-15

## -35-

Tamika Brown	1998-00
Tiffany Arnold	2003-05
Tristian Johnson	2005-07
Marie Goyette	2007-08
LaBrica Ward	2009-10
Karisma Tyson	2012-15
Emily Eubank	2015-17
<b>Paige Pipkin</b>	<b>2017-Present</b>

## -40-

Glenda Hime	1976-78
Paula Harris	1981-82
Melissa Dawson	1987-91
Tonya Smothers	1992-96
Keri Smithson	1997-98
Randi Morgan	1999-03
Nicole Rivers	2004-05
Perica Glenn	2010-12

## -41-

Belinda Davidson	1976-78
Tina Wright	1981-83
Brenda McClerking	1984-85

## -42-

Ruth Gilbert	1977-78
Sandra Lise	1981-82
Deenie Ware	1982-85
Larissa Maciarz	1985-88
Carolyn Xanders	1988-92
Jessica Webb	1992-93
Christy Hicks	1994-98
Julie Young	2000-04
Sarah Stinson	2007-08
Beth Hawn	2010-12
Ashley Bassett-Smith	2012-13
Monique Jackson	2014-15
Dakota Smith	2015-16

## -43-

Sandra Lise	1982-83
Cindy Duncan	1983-84
Larissa Maciarz	1984-85
Julianne Coleman	1993-95
April Williams	1995-99

## -44-

Mary Kate Long	1985-87
Dawn Limbaugh	1994-95
Nikki Davis	1995-96
Becky Crowe	1996-98
Christi Binkley	1998-02
Crystal Fuller	2004-08
Jessica Pace	2009-10
Shy Copney	2015-17
<b>Haley Nichols</b>	<b>2020-Present</b>

## -45-

Kathleen McGaha	1988-89
Lawanta McKinnie	1989-91
Ammie Stanfill	1991-92
Evon Renfro	1992-93
Marlaina Kirkwood	1994-95
Brea Gates	1996-98
Kelly Pendleton	1999-02
Tracey Taylor	2003-04
Tracie Harris	2005-07
Aubrey Reedy	2010-12

## -50-

Julianne Coleman	1992-93
Karen Cox	1996-97

## -53-

Catrece Ward	1987-89
Cheryl Rhodes	1992-93
Dawn Limbaugh	1993-94
Melody Price	1994-95
Chastity Bohannan	1997-98

## -54-

Charlotte Doaks	1976-78
Chastity Bohannan	1997-00
Lindsey Mazzetti	2000-04

## -55-

Pat Head (Summitt)	1970-74
--------------------	---------

# ALL-TIME ROSTER

## -A-

Adams, Aundrea	2018-19
Adams, Aunjel	2007-08
Aleshire, Kay	1984-86
Angel, Whitney	2002-05
Angler, Jennifer	2006-08
Archie, Kristin	2004-05
Arnold, Tiffany	2003-05

## -B-

Barker, T.J.	1999-02
Bassett-Smith, Ashley	2012-13
Beaty, Beth	1992-96
Bigham, Mary	1977-78
Binkley, Christi	1998-02
Blume, Barbara	1988-90
Boggs, Breanna	2016-17
Bohannon, Chastity	1997-00
Bonner, Lakus	2005-06
Bradfield/Mitchum, Carrie	1974-75
Brasher, Sharon	1973-77
Brewer/Copeland, Tina	1976-80
Brown, Tamika	1998-00
Brundige/White, Julia	1972-74
Brundige, Tiffany	2000-04
Bryant, Rickiesha	2010-13
<b>Burdick, Demi</b>	<b>2017-Present</b>
Burgess, Delle	1969-71
Burkhead/Davis, Mary Ann	1969-70
Burney, Michele	1989-91
Burton, Terri	1980-82
Butler, Heather	2010-14

## -C-

Caldwell, Tiara	2013-15
Canfield/Harding, Judy	1969-70
Carlile, Victoria	2006-08
Carey, Chandra	2003-05
Carroll/Jones, Kathy	1972-73
Cate, Jan	1991-92
Childers/Archie, Mary Ann	1969-71
Chrise, Lindsey	2016-17
Clifton, Glenda	1982-84
Clifton, Gloria	1982-84
Cohea/Corbin, Wanda	1970-71
Coleman, Julianne	1992-95
Cooper, Nita	1969-70
Copney, Shy	2015-17
Corbitt/Hinkle, Diane	1970-72
Cordova, Chanda	1994-96
Coulston, LaDonna	1974-75
Cox, Karen	1996-97
Cox, Kimberly	2005-07
Crawford, Shelby	2010-13
Crowe, Becky	1996-98
Crowell, Kim	1983-87
Cude, Brenda	1971-72
Cunningham, Debra	1976-78
Cunningham, Patti	1987-88
Cupples, Cali	2008-10

## -D-

Dabbs/Sanders, Rita	1971-72
Daniel, Lesley	2010-11
Davidson, Leigh Ann	2001-05
<b>Davis, Emma</b>	<b>2018-Present</b>
Davis, Yolanda	2008-10
Dawson, Melissa	1987-91
De Lotelle/Guthrie, Phyllis	1970-72
Dickerson, Willa	1974-77
Doaks, Charlotte	1975-79
Dobbs, Cassandra	1980-81
Dorris, Renee	1980-82
Douglass/Maness, Lana	1973-74
Dunning, Erika	2000-02

## -E-

Embry, Daina	1983-85
Epperson, Janice	1987-91
Eubank, Ansley	2016-17
Eubank, Emily	2015-17

## -F-

Faulkner, Karen	1996-97
Fedak, Fran	1980-84
Feldhaus, Ashton	2014-18
Fields, Tessa	1997-99
Finney/Scott, Sheila	1977-79
Fisher/Stubblefield, Esther	1969-72
Fite/Wray, Kathy	1971-73
Floyd/Clotrain, Mary Jane	1969-70
Flynn, Phyllis	1984-86
Forney, Siena	2008
Foster/Elliott, Janice	1973-74
Fuller, Crystal	2004-08
Fuqua, Meghan	2003-05

## -G-

Gates, Brea	1996-98
Gearin/Davidson, Dawn	1973-74
Gilbert, Ruth	1977-78
Gilbert, Sevelte	1993-95
Glass/Volner, Betty	1972-76
Glenn, Perica	2010-12
Glover, Erica	2009-10
Glover, Alishia	2006-07, 08-09
Godwin, Jan	1972-74
Golden, Cortrice	2012-14
Gordon/Bray, Vicki	1974-75
Goulder/Emerson, Debbie	1976-77
Goyette, Marie	2007-08
<b>Grant, Kyannah</b>	<b>2018-Present</b>
Grant, Kyarra	2018-20
<b>Griffin, Damiah</b>	<b>2017-Present</b>
Griffin, Heather	2010-12
Griffin/Parnell, Karon	1969-73

## -H-

Haislip, Jaciissa	2010-12
Hale, Tammy	1979-80
Hall, Chelsey	2012-14
Hall, Taylor	2010-12
Hamilton, Anita	1981-83
Hamilton, Ann	1974-75
Harper, Samantha	2008-10
Harris, Paula	1979-83
Harris, Stacy	1981-82
Harris, Tracie	2005-07
Harris, Zabrina	1996-00
<b>Harrison, Hayley</b>	<b>2019-Present</b>
Hawk, Jill	1985-87
Hawkins/Davidson, Belinda	1976-80
Hawn, Beth	2010-12
Head/Summitt, Pat	1970-74
Herndon, Malissa	1990-91
Hicks, Christy	1994-98
<b>Hicks, Zaire</b>	<b>2017-Present</b>
Higdon/Gillihan, Mary	1975-77
Hill, Ta'Naisha	2015-16
Hine, Annie	1978-82
Holman, Nicole	2006-08
Homra/Rogers, Gail	1969-70
Howard, Haley	2014-16
<b>Hudson, Sade'</b>	<b>2018-Present</b>
Huffman/Gillihan, Margaret	1975-77
Hutcherson, Amy	1986-87

## -I-

Israel, Michelle	2005
------------------	------

## -J-

Jackson, Andreika	2003-07
Jackson, Monique	2014-15
Jacobus/Powell, Jenny	1977-78
Jerman/Avery, Robin	1975-76
Johnson, Jordan	2012-14
<b>Johnson, Raegan</b>	<b>2019-Present</b>
Johnson, Tawana	1991-93
Johnson, Tristian	2005-07
Johnston/Brooks, Bonnie	1972-74
Jones, Ashia	2013-15
Jones, Katina	1991-94
Jones/Brandenburg, Marilyn	1969-71
Jones, Querida	1998-00
Jordan, Diane	1983-85

## -K-

Kemp, Libby	1980-82
Kendrick, Lesa	1978-79
Kirk, Maryam	2008-09
Kobel, Val	1995-97
Kohlheim, Jennifer	1994-95

## -L-

Lacey, Regina	1986-88
Lacy, Trischa	2013-14
Landversicht, Jalynn	2018-19
Lannom, Jenny	2001-05
La Pradd/Medling, Pat	1970-71
Lavertu, Wendy	1984-87
Lenderman, Laura	1977-79
Lewis, Bernadine	1977-79
Limbaugh, Dawn	1993-95
Lindsey, Sharon	1989-90
Lise, Sandra	1981-83
Lockridge, Nichole	1997-99
Long, Gwendolyn	1985-90
Long/Arend, Mary Kate	1985-89
Lyles, Darnisha	2009-10

## -M-

Maciarz, Larissa	1984-87
Manley, Mary Anne	1990-91
Mallard/Jacobs, Lacey	1969-71
Malone, Whitney	2007-09
Martin, Michelle	1988-90
Marvin/Moore, Retta	1974-75
Masengil, Elizabeth	2013-14
Mason, Janekia	2016-18
Maxedon, Sherry	1971-72
Maxey, Whitney	2006-08
Mazzetti, Lindsey	2000-04
McConnell, Barbara	1978-81
McDaniel, Laura	1969-70
McDonald, Briana	2012-13
McElhiney, Kellie	1991-92
McKinnie, Lawanta	1989-91
Meek/Hatler, Starr	1973-77
Melton, Amanda	1986-87
Melton, Bethany	1996-98
Metroka, Jackie	1984-85
Miller, Jody	1997-02
Minter, Matrekia	2010-11
Mitchell, Phyllisha	2005-09
Moore, Brittni	2018-20
Morgan, Randi	1999-03
Morrow, LaShanta	1999-03

## -N-

Newsome, Jasmine	2010-14
<b>Nichols, Haley</b>	<b>2020-Present</b>

## -P-

Pace, Jessic	2009-10
Page, Danielle	2001-05
Parrish, Kristie	1987-91
Pendleton/DeVilder, Kelly	1998-02
<b>Perry, Chelsey</b>	<b>2017-Present</b>
Philpot, Brenda	1986-87
Pierce, Anna	2018-20
<b>Pipkin, Paige</b>	<b>2017-Present</b>
Polumbo, Paula	1982-84
Prewitt, Diane	1974-75
Purcell, Hailey	2008-09

## -R-

Reaves, Angela	1981-85
Reedy, Gentry	2009-10
Reedy, Aubrey	2010-12
Rhew, Becky	1983-84
Rice, Tiffany	1995-97
Riley, Amy	1977-79
<b>Rippy, Macy</b>	<b>2019-Present</b>
Rippy/Green, Mary	1971-72
Rivers, Nicole	2004-07
Roberts, Chelsea	2013-16
Robertson, Emanyne	2015-19
<b>Robins, Seygan</b>	<b>2020-Present</b>
Robinson/Hall, Elaine	1973-75
Robinson, Keva	2002-06
Rochell, Cassandra	1988-89

Ross/Jacobs, Janice	1970-74
Rudolph/James, Ann	1970-71
Rudolph, Pamela	1985-87
Ruffin, Dailia	2014-16

## -S-

Sanders/Reily, Anita	1974-76
Sandusky, Kandi	1988-90
Scarborough/Donovan, Patsy	1975-77
Schubert, Katie	2012-16
Shanklin/Chandler, Vera	1969-70
Smith, Dakota	2015-16
Smith, Davida	1992-96
Smith, Kiara	2008
Smith, Paige	2009-10; 11-12
Smithson, Keri	1997-98
Smothers, Tonya	1992-96
Spence, Beth	1973-74
Spray, Kendall	2016-18
Stanford, Tamiah	2017-20
Stinson, Sarah	2007-08
Stover, Pam	1975-76
Sturgeon/Robinson, Kim	1972-73
Surratt, Mellanie	1986-90
Swaim, Grace Ann	2010-11
Szczepanik, Lori	1979-80

## -T-

Tansil, Tara	1991-95
Tarpley, Renee	1975-77
Taylor, Barianne	2012-13
Taylor, Myah	2015-18
Terry, Anita	1977-81
Thomas, Daphne	2005-06
Thomas, Torre	2002-04
Thompson, Ashley	2006-07
Thornton, Janelle	1992-97
Thurman/Hime, Glenda	1974-78
Turner, Carol	1974-75
Tyson, Karisma	2012-15

## -U-

Underwood/Poteete, Amy	1976-80
------------------------	---------

## -V-

Vanlandingham, Sydney	2012-13
Vincent, Teddy	2015-17
Vinson, Cherissa	2009-10

## -W-

<b>Waldrop, Maddie</b>	<b>2017-Present</b>
Walters, Phyllis	1982-83
Ward, Catrece	1987-89
Ward, Jessy	2013-17
Ward, LaBrica	2009-10
Ware, Deenie	1981-85
Warfield-Cross, Shai	2013-15
Warren, Gina	1990-94
Watson, Amy	1999-03
Weatherly, Alecia	2009-11
Weaver, India	1997-00
Webb, Tracy	1998-02
Welch, Linda	1979-80
Wells, Rebecca	1978-79
Wheeler, Beth	1997-99
White, Megan	2010-14
Whitaker, Tina	1983-84
Winton-Crabbtree, Lisa	1984-88
Williams, April	1996-99
Willingham, Deina	2003-07
Wilson, Jessica	2001-02
Wilson, Jessica	2004-05
Woods, Darlene	1979-80
Woolfolk, Danielle	2014-15
Wright, Allison	2008-11
Wright, Tina	1979-83

## -X-

Xanders, Carolyn	1988-92
------------------	---------

## -Y-

<b>Young, Dasia</b>	<b>2019-Present</b>
Young, Julie	2000-04
Young, Nakia	1996-97



20

# HALL OF CHAMPIONS

1998-99 SEASON.....	127
2010-11 SEASON.....	128
2011-12 SEASON.....	129
2012-13 SEASON.....	130
2013-14 SEASON.....	131
2014-15 SEASON.....	132
2015-16 SEASON.....	133
2016-17 SEASON.....	134

21



## 1998-99 OVC SEASON



## 1999 WNIT FIRST ROUND

March 11, 1999 • Skyhawk Arena  
UT Martin 77, Ole Miss 66

The University of Tennessee at Martin women's basketball team used a 20-7 second-half run to break open a close game and defeat Ole Miss, 77-66, Thursday night at Skyhawk Arena in the first round of the Postseason Women's National Invitational Tournament.

After taking a 33-22 lead into halftime, the Skyhawks still led by one, 40-39, with 15:00 to play. However, the 20-7 spurt over the next 8:28 gave UT Martin a 60-46 lead with 6:32 left in the game.

The Skyhawks extended the lead to 66-50 on a Nichole Lockridge jumper with 5:06 to play, and the Lady Rebels would get no closer than nine points the rest of the way.

"Ole Miss was the more aggressive team in the first half. Once we got the lead, we became tentative," said UT Martin co-head coach Gary Van Atta. "We did a better job on the defensive end in the second half and were able to nullify their quickness. We couldn't stop Boyd inside, but we did a good job on Bethley and Myatt."

Tessa Fields led four Skyhawks in double figures with 25 points, including 11-of-13 free throws. Zabrina Harris posted a double-double, finishing with 16 points and 13 rebounds. Tamika Brown and Lockridge each scored 10 points, while Tracy Webb pulled down a career-high 11 rebounds for UT Martin.

The Lady Rebels (15-13) were led by Frankie Boyd who finished with 24 points and 10 rebounds. Tarsha Bethley also posted a double-double, registering 17 points and 10 rebounds. Sinissia Wysinger pulled down a team-high 11 rebounds for Ole Miss.

The Skyhawks matched the school record for wins in a season while improving to 22-8, the best mark for a UT Martin women's team since the 1972-73 team finished 22-4. The victory was the ninth straight at home for the Skyhawks, setting a new school standard.

MISS	FG	3FG	FT	REB	PF	PTS	A	TO	BK	ST
Wysinger*	3-5	0-1	0-1	11	3	6	0	2	0	1
Bethley*	5-15	1-4	6-6	10	3	17	0	5	1	4
Boyd*	9-21	0-0	6-8	10	2	24	0	4	2	2
Dorsey*	0-7	0-3	0-0	2	5	0	0	3	0	2
Myatt*	1-8	1-7	2-2	6	3	5	10	2	0	1
Corbitt	2-5	2-5	1-3	1	2	7	3	2	0	0
Moton	0-1	0-1	0-0	0	1	0	0	0	0	0
Signaigo	0-0	0-0	0-0	0	0	0	0	0	0	0
Gadd	0-3	0-0	0-0	3	1	0	0	0	0	0
Vollrath	2-2	1-1	0-0	0	4	5	0	0	0	0
Bolden	1-2	0-0	0-2	2	1	2	0	0	0	0
Murphy	0-0	0-0	0-0	0	0	0	0	0	0	0
Team	-	-	-	1	-	-	-	-	-	-
<b>TOTALS</b>	<b>23-69</b>	<b>5-22</b>	<b>15-22</b>	<b>46</b>	<b>25</b>	<b>66</b>	<b>13</b>	<b>19</b>	<b>3</b>	<b>10</b>
FG	1st (10-30) 33.3		2nd (13-39) 33.3			Total (23-69) 33.3				
3FG	1st (2-10) 20.0		2nd (3-12) 25.0			Total (5-22) 22.7				
FT	1st (10-13) 76.9		2nd (5-9) 55.6			Total (15-22) 68.2				
Deadball Rebounds:	2									

UTM	FG	3FG	FT	REB	PF	PTS	A	TO	BK	ST
Webb*	1-2	0-0	5-6	11	3	7	4	4	0	0
Harris*	7-23	0-3	2-4	13	2	16	2	5	1	0
Bohannon*	2-3	0-0	0-0	3	5	4	1	1	0	0
Fields*	6-12	2-5	11-13	4	2	25	4	3	0	4
Brown*	3-8	2-6	2-2	2	0	10	2	1	0	1
Wheeler	0-0	0-0	0-1	1	3	0	0	0	0	0
Lockridge	4-10	0-0	2-2	2	0	10	2	1	0	1
Jones	0-1	0-1	2-2	0	2	2	0	0	0	0
Binkley	1-1	0-0	1-1	0	1	3	0	0	0	0
Team	-	-	-	4	-	-	-	-	-	-
<b>TOTALS</b>	<b>24-60</b>	<b>4-15</b>	<b>25-31</b>	<b>43</b>	<b>20</b>	<b>77</b>	<b>13</b>	<b>16</b>	<b>1</b>	<b>6</b>
FG	1st (13-36) 36.1		2nd (11-24) 45.8			Total (24-60) 40.0				
3FG	1st (2-8) 25.0		2nd (2-7) 28.6			Total (4-15) 26.7				
FT	1st (5-6) 83.3		2nd (20-25) 80.0			Total (25-31) 80.6				
Deadball Rebounds:	4									
Officials:	Robin Orr, Felicia Grinter, Kathy Ayers									
Technical Fouls:	UTM-none, OM-none									
Attendance:	2,251									
<b>Score by Periods</b>	<b>1st</b>	<b>2nd</b>	<b>Total</b>							
Ole Miss	32	34	66							
UT Martin	33	44	77							

## 1999 WNIT SECOND ROUND

March 15, 1999 • Elma Roane Fieldhouse  
Memphis 87, UT Martin 73

The University of Tennessee at Martin women's basketball team shot just 31 percent from the field while losing an 87-73 decision to Memphis in the second round of the Postseason Women's National Invitational Tournament Sunday at Elma Roane Fieldhouse.

Seniors Tessa Fields and Nichole Lockridge each had 13 points to pace the Skyhawks, while Zabrina Harris and Chastity Bohannon contributed 12 and 11 points, respectively. Tracy Webb pulled down a game-high nine rebounds.

Conference USA Player of the Year and All-America Tamika Whitmore led Memphis with a game-high 25 points in spite of playing only 23 minutes because of foul trouble. Kelly Herron added 18 points, while Malissa Bush finished with 13 points for the Lady Tigers.

In spite of a 29-18 rebounding edge at halftime, the Skyhawks trailed, 40-30, at intermission. Memphis opened the second half with an 8-2 run to take a 48-32 lead with 17:48 to play.

The Skyhawks battled back to pull within 52-46 with 12:53 left after a 14-4 UT Martin run. However, Herron scored seven straight points to put the Lady Tiger lead back at 12, 64-52, with 8:26 to go. UT Martin would get no closer than 10 the rest of the way.

The Skyhawks conclude a 22-9 season, while the Lady Tigers improve to 21-9 and advance to face Arkansas State in the quarterfinals.

UTM	FG	3FG	FT	REB	PF	PTS	A	TO	BK	ST
Harris*	4-10	0-0	4-6	5	5	12	4	1	1	1
Webb*	0-8	0-3	4-4	9	3	4	2	2	0	0
Bohannon*	4-7	0-0	3-4	5	1	11	2	3	0	0
Fields*	2-14	1-7	8-13	3	5	13	3	5	0	4
Brown*	1-11	1-7	1-2	3	2	4	2	3	0	3
Wheeler	3-6	3-6	0-0	2	4	9	3	0	0	0
Lockridge	5-8	1-1	2-2	6	1	13	0	2	0	0
Jones	0-1	0-0	0-0	1	1	0	0	0	0	0
Williams	0-0	0-0	0-0	0	1	0	0	0	0	0
Binkley	3-5	0-0	1-4	5	2	7	0	1	0	0
Team	-	-	-	5	-	-	-	-	-	-
<b>TOTALS</b>	<b>22-70</b>	<b>6-24</b>	<b>23-35</b>	<b>42</b>	<b>25</b>	<b>73</b>	<b>16</b>	<b>18</b>	<b>1</b>	<b>8</b>
FG	1st (11-39) 28.2		2nd (11-31) 35.5			Total (22-70) 31.4				
3FG	1st (1-12) 08.3		2nd (5-12) 41.7			Total (6-24) 25.0				
FT	1st (7-14) 50.0		2nd (16-21) 76.2			Total (23-35) 65.7				
Deadball Rebounds:	8									

MEM	FG	3FG	FT	REB	PF	PTS	A	TO	BK	ST
Bush*	6-11	0-0	1-2	5	4	13	1	3	1	1
Whitmore*	8-13	1-3	8-10	3	4	25	3	2	0	0
Herron*	8-13	2-3	0-0	6	1	18	2	3	1	2
Reed*	2-7	0-2	4-6	7	2	8	6	6	0	0
Phillips*	0-1	0-1	2-3	2	0	2	8	6	6	0
Collins	1-2	0-0	2-2	4	2	4	1	0	0	1
Bell	1-3	0-0	0-0	0	2	2	1	1	0	0
Blaylock	0-0	0-0	2-4	4	4	2	1	1	2	1
Jackson	0-1	0-1	3-4	0	1	3	1	0	0	1
Abraham	2-6	0-0	6-6	9	4	10	1	2	2	1
<b>TOTALS</b>	<b>28-57</b>	<b>3-10</b>	<b>28-37</b>	<b>42</b>	<b>24</b>	<b>87</b>	<b>21</b>	<b>19</b>	<b>6</b>	<b>7</b>
FG	1st (11-39) 28.2		2nd (11-31) 35.5			Total (22-70) 31.4				
3FG	1st (1-12) 08.3		2nd (5-12) 41.7			Total (6-24) 25.0				
FT	1st (7-14) 50.0		2nd (16-21) 76.2			Total (23-35) 65.7				
Deadball Rebounds:	8									
Officials:	Don Williams, Trey Meadors, Frank Wilson									
Technical Fouls:	UTM-none, UM-none									
Attendance:	1,739									
<b>Score by Periods</b>	<b>1st</b>	<b>2nd</b>	<b>Total</b>							
UT Martin	30	43	73							
Memphis	40	47	87							



## 2010-11 OVC TOURNAMENT

CHAMPIONS



## NCAA TOURNAMENT – NO. 15 SEED VS. NO. 2 SEED DUKE (AT DURHAM, N.C.)

## OFFICIAL BASKETBALL BOX SCORE –FINAL STATISTICS

## UT MARTIN VS. DUKE

3-19-11 1:45 PM at Durham, N.C. (Cameron Indoor Stadium)

Official Basketball Box Score -- Game Totals -- Final Statistics  
UT Martin vs Duke

3-19-11 1:45 PM at Durham, N.C. (Cameron Indoor Stadium)

## UT Martin 45 • 21-11 (14-4 OVC)

#	Player		Total		3-Ptr	Rebounds	PF	TP	A	TO	Blk	Stl	Min
			FG	FGA		Off Def Tot							
20	HAISLIP, Jaclyssa	f	1-4	1-3	0-0	1 4 5	1	3	1	1	0	0	34
22	WEATHERLY, Alecia	f	0-1	1-2	0-0	0 4 4	1	1	0	2	0	0	28
42	HAWN, Beth	f	1-2	0-0	0-0	0 0 0	2	2	1	0	0	0	8
11	BUTLER, Heather	g	6-21	1-11	2-2	0 1 1	2	15	2	6	0	0	40
03	NEWSOME, Jasmine	g	2-7	0-0	5-7	2 2 2	3	9	3	9	0	1	38
02	WRIGHT, Allison		0-0	0-0	0-0	0 0 0	0	0	0	0	0	0	0+
05	MINTER, Matrika		0-0	0-0	0-0	0 0 0	0	0	0	0	0	0	1
14	HALL, Taylor		3-4	2-2	2-2	1 2 3	1	10	1	2	0	0	26
15	SWAIM, Grace Ann		0-0	0-0	0-0	0 0 0	0	0	0	0	0	0	2
32	WHITE, Megan		0-0	0-0	0-0	0 0 0	1	0	0	2	0	1	2
33	BRYANT, Rickiesha		0-0	0-0	0-2	2 0 2	0	0	0	0	0	0	2
30	CRAWFORD, Shelby		0-0	0-0	0-0	0 0 0	0	0	0	0	0	1	2
40	GLENN, Perica		2-3	0-0	0-0	2 4 6	3	4	0	0	0	0	13
45	REEDY, Aubrey		0-1	0-0	1-2	0 1 1	1	1	0	0	0	0	4
Team						2 4 6			2				
Totals			15-43	4-17	11-17	8 22 30	15	45	8	24	0	3	200

FG % 1st Half: 10-24 41.7% 2nd half: 5-19 26.3% Game: 15-43 34.9%  
 3FG % 1st Half: 3-10 30.0% 2nd half: 1-7 14.3% Game: 4-17 23.5%  
 FT % 1st Half: 8-10 80.0% 2nd half: 3-7 42.9% Game: 11-17 64.7%

Deadball  
Rebounds  
2

## Duke 90 • 30-3 (12-2 ACC)

#	Player		Total		3-Ptr	Rebounds	PF	TP	A	TO	Blk	Stl	Min
			FG	FGA		Off Def Tot							
13	Karima Christmas	f	3-5	0-1	2-3	4 3 7	2	8	2	2	0	0	18
43	Allison Vernerey	f	4-7	0-0	0-0	1 3 4	2	8	0	0	0	1	15
34	Krystal Thomas	c	4-7	0-0	0-0	2 2 4	0	8	5	0	0	3	21
03	Shay Selby		2-5	1-3	0-0	1 0 1	0	5	4	0	0	0	11
05	Jasmine Thomas	g	7-13	1-6	1-2	0 1 1	2	18	5	1	0	2	28
04	Chloe Wells		2-5	0-1	0-0	0 2 2	2	4	3	2	1	2	17
12	Chelsee Gray		5-8	1-3	0-0	0 1 1	1	11	2	0	0	3	20
15	Richa Jackson		1-3	0-0	3-6	2 5 7	2	5	2	0	0	3	19
24	Kathleen Scheer		1-4	0-3	2-2	1 3 4	2	4	2	0	0	0	14
32	Tricia Liston		3-4	2-3	0-0	0 1 1	1	8	0	3	0	2	12
33	Haley Peters		5-8	0-0	1-1	2 2 4	1	11	0	0	0	0	25
Team						1 1 2							
Totals			37-69	7-20	9-14	14 24 38	15	90	25	8	1	16	200

FG % 1st Half: 17-32 53.1% 2nd half: 20-37 54.1% Game: 37-69 53.6%  
 3FG % 1st Half: 3-10 30.0% 2nd half: 4-10 40.0% Game: 7-20 35.0%  
 FT % 1st Half: 4-6 66.7% 2nd half: 5-8 62.5% Game: 9-14 64.3%

Deadball  
Rebounds  
1

Officials: Bryan Brunette, Karen Preato, Charlie Hurst  
 Technical fouls: UT Martin-None. Duke-None.  
 Attendance: 4319

Score by periods	1st	2nd	Total
UT Martin	31	14	45
Duke	41	49	90

Last FG - UTM 2nd-00:22, DUKE 2nd-01:17.  
 Largest lead - UTM None, DUKE by 47 2nd-01:17.

Points	In	Off	2nd	Fast	Bench
UTM	16	6	8	0	15
DUKE	46	32	15	12	43

Score tied - 0 times.  
 Lead changed - 0 times.



For the first 20 minutes of this afternoon's matchup against Duke in the first round of the NCAA Tournament, The University of Tennessee at Martin women's basketball team traded blows with the No. 2 seeded Blue Devils on their own home floor. However, Duke opened the second half on a 9-0 run and never looked back. UT Martin suffered a 90-45 loss at Cameron Indoor Stadium.

Ohio Valley Conference Freshman of the Year Heather Butler capped off her spectacular debut season with a team-best 15 points tonight, while junior Taylor Hall added 10 points off the bench for UT Martin (21-11). Jasmine Newsome also chipped in nine points for the Skyhawks, who were making their first-ever NCAA Tournament appearance.

"In the first half we didn't play as well as we can play and we were down 10," UT Martin head coach Kevin McMillan said. "I felt pretty good about that, but I was worried about the gas that was left in the tank. You hope that your adrenaline will kick in and that you can find ways to fight in the second half and make a shot or two. The thing about this game is that once the snowball got rolling it was gone. We didn't have much of an answer."

Jasmine Thomas' 18 points led the Blue Devils, who will advance to play Marist in the second-round on Monday. Chelsee Gray and Haley Peters also scored 11 points for Duke, who improved to 30-3 on the season.

Duke scored the first five points of the game before Beth Hawn converted a wide-open layup 50 seconds into the game to put the Skyhawks on the scoreboard. The Blue Devils then scored five unanswered before a Jaclyssa Haislip three-pointer from the right wing made the score 10-5.

The Skyhawks trailed by nine before UT Martin scored four straight points off a Hall jumper and backdoor layup by Butler to slice its deficit to five points at the 13:27 mark.

The Blue Devils then went ahead by 11 points thanks to six straight points in the paint, but Newsome took over. The lightning-quick guard scored five straight points in 55 seconds for the Skyhawks to help UT Martin stay within 10 points.

A Hall trey from the right corner at the 4:18 mark made the score 32-22, but the Skyhawks went scoreless for the next 2:14 while Duke opened up a 15-point lead. Another Hall three-pointer ended the drought, igniting a 9-4 run to close out the half and send the Skyhawks into the locker room trailing 41-31.

Newsome's nine points paced UT Martin at the break, while Butler and Hall poured in eight points apiece. Thomas tallied a game-high 10 points for the Blue Devils in the first half.

Duke's big run to begin the second half ended when Hall sank a pair of free throws at the 16:55 mark. However, the Blue Devils scored seven of the next nine points before Butler drilled a three-pointer from the right wing with just under 15 minutes to play.

That would be the last field goal the Skyhawks would make for the next 4:52, as a long jumper by Butler at the 10:05 mark broke the scoreless streak. Duke responded by hitting back-to-back three-pointers to push its lead out to 71-41 at the under-eight minute media timeout.

UT Martin would endure another lengthy span without a field goal, as a layup by Perica Glenn at the five-minute mark ended a 12-0 Blue Devil run and made the score 77-43. Duke then scored the next 12 points of the game before Butler leaner with 22 seconds left ended the scoring on both sides.



# 2011-12 OVC SEASON AND TOURNAMENT

CHAMPIONS



## NCAA TOURNAMENT – NO. 15 SEED VS. NO. 2 SEED TENNESSEE (AT CHICAGO, ILL.)

### OFFICIAL BASKETBALL BOX SCORE – FINAL STATISTICS

#### UT MARTIN VS. TENNESSEE

3-17-12 3:10 PM at Chicago, Ill. (Allstate Arena)

#### Official Basketball Box Score -- Game Totals -- Final Statistics

##### UT Martin vs Tennessee

03/17/12 3:10 pm at Allstate Arena

UT Martin 49 • 23-9

##	Player		Total		3-Ptr	FT-FTA	Rebounds			PF	TP	A	TO	Blk	Stl	Min
			FG-FGA	FG-FGA			Off	Def	Tot							
34	CRAWFORD, Shelby	f	1-2	0-0	0-0	1	1	2	2	2	0	0	0	0	0	15
11	BUTLER, Heather	g	5-25	1-8	3-4	3	4	7	1	14	2	1	0	1	1	40-
12	NEWSOME, Jasmine	g	3-18	0-5	4-4	0	6	6	0	10	5	4	1	0	1	40-
20	HAISSLIP, Jaciissa	g	5-8	2-3	0-0	0	2	2	2	12	1	0	0	2	34	
45	REEDY, Aubrey	g	1-4	0-0	0-0	0	2	2	4	2	0	0	1	0	0	21
14	HALL, Taylor	f	1-4	1-4	0-0	0	3	3	1	3	4	2	0	0	0	18
15	SMITH, Paige	g	0-0	0-0	0-0	0	0	0	0	0	0	0	0	0	0	0+
32	WHITE, Megan	g	0-0	0-0	0-0	0	0	0	0	0	0	0	0	0	0	0+
33	BRYANT, Rickiesha	g	3-4	0-0	0-0	2	3	5	0	6	0	1	2	0	0	24
40	GLENN, Perica	g	0-1	0-0	0-0	1	2	3	2	0	0	0	0	0	0	8
42	HAWN, Beth	g	0-0	0-0	0-0	0	0	0	0	0	0	0	0	0	0	0+
Team							6		3	9						
Totals			19-66	4-20	7-8	13	26	39	12	49	12	8	4	3	200	

FG % 1st Half:	9-32	28.1%	2nd half:	10-34	29.4%	Game:	19-66	28.8%	Deadball	
3FG % 1st Half:	3-12	25.0%	2nd half:	1-8	12.5%	Game:	4-20	20.0%	Rebounds	1
FT % 1st Half:	5-6	83.3%	2nd half:	2-2	100.0	Game:	7-8	87.5%		

Tennessee 72 • 25-8

#	Player		Total		3-Ptr	Rebounds			PF	TP	A	TO	Blk	Stl	Min
			FG-FGA	FG-FGA	FT-FTA	Off	Def	Tot							
25	JOHNSON, Glory	f	6-10	0-0	2-3	6	6	12	0	14	0	4	1	2	29
40	STRICKLEN, Shekinna	f	3-12	1-4	0-0	2	4	6	0	7	4	0	2	0	31
21	BAUGH, Vicki	c	2-5	0-0	1-1	2	3	5	1	5	3	1	1	2	20
01	BASS, Briana	g	1-7	1-5	0-0	0	0	0	1	3	0	0	0	0	12
14	MANNING, Alicia	g	2-6	1-3	0-0	2	3	5	1	5	0	1	2	1	11
05	WILLIAMS, Kamiko	g	2-3	0-1	0-0	1	5	6	1	4	3	1	1	0	17
05	MASSENGALE, Ariel	g	3-6	2-4	0-0	1	1	2	2	8	4	0	0	0	17
05	SIMMONS, Meighan	g	7-13	4-7	2-2	0	2	2	1	20	0	0	1	2	21
11	BURDICK, Cierra	g	0-3	0-0	0-0	0	2	2	1	0	0	0	1	0	15
13	SPANI, Taber	g	1-3	1-3	0-0	1	3	4	0	3	1	1	0	0	16
20	HARRISON, Isabelle	g	1-2	0-0	1-4	1	3	4	1	3	0	0	1	1	11
Team							2		4						
Totals			28-70	10-27	6-10	18	34	52	9	72	15	8	10	8	200

FG % 1st Half:	15-38	39.5%	2nd half:	13-32	40.6%	Game:	28-70	40.0%	Deadball	
3FG % 1st Half:	4-16	25.0%	2nd half:	6-11	54.5%	Game:	10-27	37.0%	Rebounds	2
FT % 1st Half:	1-4	25.0%	2nd half:	5-6	83.3%	Game:	6-10	60.0%		

Officials: Bob Scofield, Wesley Dean, Pualani Spurlock  
Technical fouls: UT Martin-None, Tennessee-None.  
Attendance:

Score by periods	1st	2nd	Total
UT Martin	26	23	49
Tennessee	35	37	72

Last FG - UTM 2nd-01:12, UT 2nd-01:39.  
Largest lead - UTM by 2 1st-16:39, UT by 25 2nd-01:39.

Points	In	Off	2nd	Fast	Bench
UT	24	5	10	2	9
UT	28	8	19	6	38

Score tied - 0 times.  
Lead changed - 2 times.



The University of Tennessee at Martin women's basketball team sold out to its plan Saturday afternoon in the first round of the NCAA Tournament against Tennessee at Allstate Arena Saturday afternoon.

However the team made a few mistakes that the coaching staff recognized and Tennessee used its size and depth to eliminated UT Martin from the NCAA Tournament, 72-49. The setback ends UT Martin's 14-game winning streak and sends Tennessee into Monday night's second round against the winner of the BYU-DePaul game.

"What we had planned on doing, we did the whole game," UT Martin head coach Kevin McMillan said. "We sold out on our plan, and that was to control who shot the ball and where they shot from and for the most part we did a good job. I think we only made three or four mistakes that we were upset about as a staff."

The Skyhawks fell behind 5-0 with 17:59 to play in the game, but went on a 7-0 run thanks to sophomore Jaciissa Haislip's 3-pointer with 16:39 to play in the first half.

"I think the few times in the first half when I was getting points I was slipping by a screen and catching them off guard," Haislip said. "So, I think their defensive plan they had worked all night. We got the shots we wanted we just had to put them in the hole."

Tennessee answered the UT Martin run with an 8-0 run of its own and took a 13-7 lead when senior Glory Johnson made a layup. Tennessee never trailed again in the game. Johnson was held to four points in the first half, but had seven of her game-high 12 rebounds in the first half.

Tennessee led at the half 35-26. UT Martin shot 28 percent from the field in the first half and 25 percent from behind the arc. Despite the poor shooting effort Haislip scored 10 points in the first half.

Tennessee opened the second half with an 8-0 run and led 43-29 when Briana Bass knocked down a 3-pointer. Tennessee made 10 3-pointers, while UT Martin who entered the game averaging 10.4 3-pointers per game only made four three balls.

McMillan said his team will take several things away from the loss to Tennessee.

"We were much better today than we were a year ago at Duke," he said. "We were out rebounded 52-39 and that was an acceptable margin. Taking things away from this game, Tennessee played two mid-majors all year, and they won both of them by 35 points, and here we are, shooting as poorly as we shoot, and we played them to 23."

"Where we fell short is we have to score more points.

Heather Butler led UT Martin with 14 points, while Haislip finished the game with 12 points and Jasmine Newsome added 10 points.

Meighan Simmons led Tennessee with 20 points, while Johnson added 14 points.

The Skyhawks finished the season with a 23-9 won-loss record and for the second consecutive season only lose one senior, Taylor Hall, to graduation.

"We have marked the novelty off (going to the NCAA Tournament), now we have to figure out how to win a game," McMillan said.



# 2012-13 OVC TOURNAMENT

CHAMPIONS



## NCAA TOURNAMENT – NO. 16 SEED VS. NO. 1 SEED NOTRE DAME (AT IOWA CITY, IOWA)

### OFFICIAL BASKETBALL BOX SCORE –FINAL STATISTICS

#### UT MARTIN VS. NOTRE DAME

3-24-13 4:05 PM at Iowa City, Iowa (Carver-Hawkeye Arena)

Official Basketball Box Score -- Game Totals -- Final Statistics

UT Martin vs Notre Dame

3/24/13 4:05 PM at Iowa City, Iowa - Carver-Hawkeye Arena

UT Martin 64 • 19-15

#		Player	Total		3-Ptr		Rebounds				PF	TP	A	TO	Blk	Stl	Min	
			FG	FGA	FG	FGA	FT	FTA	Off	Def								Tot
33		BRYANT, Rickiesha	f	1-2	0-1	0-0	1	0	1	1	2	0	0	2	0	18		
34		CRAWFORD, Shelby	f	1-3	1-2	0-2	1	2	3	4	3	0	1	0	1	36		
11		BUTLER, Heather	g	13-30	6-11	5-8	0	0	0	1	37	2	6	0	2	39		
12		NEWSOME, Jasmine	g	6-14	0-3	3-3	1	2	3	2	15	5	4	0	1	39		
20		SCHUBERT, Katie	g	1-2	1-2	0-0	2	0	2	1	3	1	0	1	2	35		
10		HALL, Chelsey	g	1-1	0-0	0-0	0	0	0	1	2	0	1	0	0	7		
21		VANLANDINGHAM, Sydn	g	1-1	0-0	0-0	0	0	0	2	2	0	0	0	0	11		
22		TAYLOR, Barianne	g	0-0	0-0	0-0	0	0	0	0	0	0	0	0	0	2		
32		WHITE, Megan	g	0-2	0-2	0-0	0	0	0	1	0	1	1	0	0	12		
42		BASSETT-SMITH, Ashle	g	0-0	0-0	0-0	0	0	0	0	0	0	0	0	0	1		
		Team					0	5	5			1						
		Totals		24-55	8-21	8-13		5	9	14	13	64	9	14	3	6	200	
		FG % 1st Half: 11-29	37.9%	2nd half: 13-26		50.0%	Game: 24-55		43.6%									Deadball
		3FG % 1st Half: 3-13	23.1%	2nd half: 5-8		62.5%	Game: 8-21		38.1%									Rebounds
		FT % 1st Half: 6-6	100.0%	2nd half: 2-7		28.6%	Game: 8-13		61.5%									2

Notre Dame 97 • 32-1

#	Player	Total		3-Ptr		Rebounds				PF	TP	A	TO	Blk	Stl	Min
		FG-FGA	FG-FG	FT-FTA	Off	Def	Tot									
11	ACHONWA, Natalie	f	5-11	0-0	6-6	3	5	8	0	16	2	0	2	1	23	
44	BRAKER, Ariel	f	3-3	0-0	1-1	3	5	8	2	7	4	0	2	1	20	
04	DIGGINS, Skylar	g	3-8	0-2	4-5	0	1	1	2	10	6	3	1	1	32	
21	McBRIDE, Kayla	g	10-13	0-1	2-2	3	7	10	1	22	5	3	0	4	31	
32	LOYD, Jewell	g	10-15	1-2	6-6	5	1	6	3	27	1	1	0	0	27	
03	HOLLOWAY, Whitney	g	1-1	0-0	0-0	1	1	2	1	2	0	0	0	0	0+	
15	TURNER, Kaila	g	2-4	1-3	0-0	0	2	2	0	5	3	1	0	1	14	
22	CABLE, Madison	g	1-4	0-2	0-0	0	4	4	2	2	2	0	0	1	24	
23	MABREY, Michaela	g	0-1	0-1	0-0	0	0	0	1	0	1	1	0	0	7	
24	HUFFMAN, Hannah	g	1-3	0-0	0-0	0	1	1	0	2	0	1	0	1	5	
34	WRIGHT, Markisha	g	2-4	0-0	0-0	2	0	2	2	4	2	0	1	0	17	
Team						3	2	5								
Totals			38-67	2-11	19-20	20	29	49	14	97	26	10	6	10	200	
FG % 1st Half: 17-33		51.5%	2nd half: 21-34		61.8%	Game: 38-67		56.7%	Deadball							
3FG % 1st Half: 1-7		14.3%	2nd half: 1-4		25.0%	Game: 2-11		18.2%	Rebounds							
FT % 1st Half: 14-14		100.0%	2nd half: 5-6		83.3%	Game: 19-20		95.0%	1							

Officials: Joseph Vaszily, Michelle Russi, Meadow Overstreet  
Technical fouls: UT Martin-None, Notre Dame-None.  
Attendance: 6836

Score by periods	1st	2nd	Total
UT Martin	31	33	64
Notre Dame	49	48	97

Last FG - UTM 2nd-01:31, ND 2nd-00:35.  
Largest lead - UTM None, ND by 34 2nd-03:51.

	In	Off	2nd	Fast	Bench
Points	22	20	2	6	4
UTM	56	21	26	6	15
ND					

Score tied - 0 times.  
Lead changed - 0 times.

Junior guard Heather Butler put on a show this afternoon in Carver-Hawkeye Arena, pouring in a season-best 37 points against No. 1 seed Notre Dame, but the Skyhawks fell 97-64 to the Fighting Irish in the first round of the NCAA Tournament.

UT Martin (19-15) matched the No. 2 team in the nation shot-for-shot for the majority of the first half, led by the prolific scoring of Butler. The 5-5 sparkplug out of Medina scored 20 straight points for the Skyhawks at one point, tallying her 10th career game of 30 or more points. She ended her day with a 13-for-30 shooting performance, adding five free throws in eight attempts. She also drained six of her 11 three-point attempts, extending her NCAA records of consecutive games with a three-pointer (80) and in a season (34 games).

Butler's 37 points are the most points scored in the 2013 NCAA Tournament first round with the results from four games still pending. Butler passed Central Michigan's Crystal Bradford in that category, as Bradford scored 36 points against Oklahoma in first round action on March 23.

Butler's 37 points are also one point shy of the all-time record for an opponent against Notre Dame, nearly passing Latasha Byers' 38 point performance for DePaul against the Fighting Irish on Jan. 16, 1995. It is the most points any player has ever scored against Notre Dame in an NCAA Tournament game, passing Connecticut great Maya Moore's 36 point outing against the Fighting Irish on April 3, 2011 in the Final Four.

"I thought Butler had probably the best individual game anybody's had against us all year long," Notre Dame head coach Muffet McGraw said. "She was phenomenal. I think we slowed her down for four minutes, but she played extremely well. What a great performance by her."

"What that young lady does is absolutely amazing," UT Martin head coach Kevin McMillan said. "She had an opportunity to play against All-Americans and I would think 37 points is a pretty good day against a No. 1 seed."

Two-time Ohio Valley Conference Player of the Year Jasmine Newsome also added 15 points and five assists for UT Martin, who closes out its season with a 19-15 overall record after making its third straight NCAA Tournament appearance.

Notre Dame (32-1) was led by 27 points from Jewell Loyd and a double-double (22 points, 10 rebounds) by Kayla McBride. Natalie Achonwa (16 points) and Skylar Diggins (10 points) also led the Fighting Irish, who won their school-record 27th straight game.

Notre Dame scored the first four points of the game until a layup off an offensive rebound by Rickiesha Bryant got the Skyhawks on the scoreboard at the 18:38 mark. The Fighting Irish extended their lead out to 14-4 with 15:23 to play in the first half but Butler answered right back with an old-fashioned three-point play to get UT Martin within seven.

After Notre Dame went ahead by 11, the Skyhawk offense started clicking on all cylinders. A pull-up jumper by Butler sparked a 7-0 UT Martin run over a span of 1:17 to pull the Skyhawks within four points (20-16) with 12:19 to play.

Butler stayed hot, scoring 15 consecutive points for the Skyhawks – including a backdoor layup and free throw for another old-fashioned three-point play – to keep UT Martin within striking distance at 28-24 with just under nine minutes to go before the halftime break.

Butler's 23 points led all scorers at the break, as she made eight of her 17 field goal attempts including a trio of three-pointers. Loyd's 17 points paced the Fighting Irish, who shot just 14.3 percent from beyond the three-point arc in the first 20 minutes.







## NCAA TOURNAMENT – NO. 13 SEED VS. NO. 4 SEED NORTH CAROLINA (AT CHAPEL HILL, N.C.)

OFFICIAL BASKETBALL BOX SCORE – FINAL STATISTICS  
UT MARTIN VS. NORTH CAROLINA

3-23-14 3:15 PM at Chapel Hill, N.C. (Carmichael Arena)

Official Basketball Box Score -- Game Totals -- Final Statistics  
UT Martin vs North Carolina  
03/23/14 3:15 PM at Carmichael Arena, Chapel Hill

UT Martin 58 • 24-8

#		Player	Total			3-Ptr		Rebounds			PF	TP	A	TO	Blk	Stl	Min
			FG-FGA	FG-FGA	FT-FTA	Off	Def	Tot									
34		JONES, ASHIA	f	7-10	0-0	4-8	1	7	8	4	18	0	1	1	2	37	
03		WARFIELD-CROSS, SHAI	g	0-1	0-1	0-0	1	2	3	0	0	1	1	0	0	9	
11		BUTLER, HEATHER	g	5-16	3-10	6-6	0	3	3	2	19	3	2	0	0	40	
12		NEWSOME, JASMINE	g	2-11	1-5	3-5	0	4	4	2	8	4	3	0	2	40	
20		SCHUBERT, KATIE	g	3-7	2-4	0-0	1	5	6	3	8	4	3	0	0	40	
04		MASENGIL, ELIZABETH		1-1	1-1	2-2	0	3	3	2	5	0	0	0	0	31	
30		CALDWELL, TIARA		0-0	0-0	0-0	0	0	0	3	0	0	0	0	0	2	
35		TYSON, KARISMA		0-1	0-1	0-0	0	0	0	0	0	0	0	0	0	1	
Team				2		1	3				1						
Totals				18-47	7-22	15-21	5	25	30	16	58	12	11	1	4	200	
FG % 1st Half: 11-24			45.8%	2nd half: 7-23	30.4%	Game: 18-47		38.3%		Deadball							
3FG % 1st Half: 6-13			46.2%	2nd half: 1-9	11.1%	Game: 7-22		31.8%		Rebounds							
FT % 1st Half: 7-11			63.6%	2nd half: 8-10	80.0%	Game: 15-21		71.4%		3.2							

North Carolina 60 • 25-9

#	Player		Total		3-Ptr		Rebounds			PF	TP	A	TO	Blk	Stl	Min
			FG-FGA	FG-FGA	FT-FTA	Off	Def	Tot								
01	Mavunga, Stephanie	f	3-7	0-1	1-2	3	5	8	3	7	0	3	3	0	23	
34	McDaniel, Xylina	f	6-14	1-3	1-2	3	6	9	2	14	0	0	0	0	36	
02	Coleman, Latifah	g	2-7	1-3	0-2	0	5	5	0	5	2	3	0	1	20	
11	Rountree, Brittany	g	1-2	1-2	2-2	1	2	3	1	5	2	0	0	1	25	
15	Gray, Allisha	g	3-5	0-1	3-4	3	1	4	2	9	0	0	2	0	29	
10	Butts, Danielle		2-5	0-0	1-2	3	4	7	4	5	1	2	0	0	17	
22	Bryant, N'Dea		0-0	0-0	0-0	0	0	0	2	0	0	0	0	0	1	
23	DeShields, Diamond		3-12	0-5	9-9	0	1	1	5	15	4	2	0	1	31	
24	Washington, Jessica		0-6	0-3	0-0	1	2	3	0	0	0	0	0	1	15	
30	Summers, Hillary		0-0	0-0	0-0	0	0	0	0	0	0	0	0	0	3	
Team			1		0	1					1					
Totals			20-58	3-18	17-23	15	26	41	19	60	9	11	5	4	200	
FG % 1st Half: 8-26			30.8%	2nd half: 12-32	37.5%	Game: 20-58	34.5%	Deadball								
3FG % 1st Half: 1-10			10.0%	2nd half: 2-8	25.0%	Game: 3-18	16.7%	Rebounds								
FT % 1st Half: 5-6			83.3%	2nd half: 12-17	70.6%	Game: 17-23	73.9%	2.1								

Officials: William Smith, Joanne Aldrich, Troy Winders  
Technical fouls: UT Martin-None, North Carolina-None.  
Attendance: 2467  
NCAA Division I Women's Basketball Championship - First Round

Score by periods	1st	2nd	Total
UT Martin	35	23	58
North Carolina	22	38	60

Last FG - UTM 2nd-01:15, NC 2nd-00:53.  
Largest lead - UTM by 18 2nd-10:51; NC by 5 2nd-02:03.Score tied - 5 times.  
Lead changed - 4 times.

The fourth time was nearly the charm for the University of Tennessee at Martin women's basketball team against nationally ranked No. 12/13 and No. 4 seed North Carolina on Saturday afternoon, but the Skyhawks final attempt fell just short as the game ended 60-58 in heart-breaking fashion.

The Skyhawks (24-8) led for the majority of the game, changing their game plan which ranked them third in the nation in scoring going into the contest to a patient half-court offense and defensive pressure. Holding the Tar Heels, a team which averaged 80.7 points per game going into the tournament, to just 60 points the Skyhawks liked their chances.

The Skyhawks shot 45.8 percent from the floor in the second half, but came up dry in the second half, shooting just 30 percent from the field. The lead changed hands four times while seeing five ties. The Tar Heels finished the game on a 28-8 run over the game's final 10 minutes of play.

UT Martin was led by the play of senior Heather Butler who tallied a game-high 19 points on the night, including three three-pointers which tied the NCAA record for career three-point field goals made with 392 which ties Kansas State's Laurie Koehn from 2002-05. Butler finished with 2,865 career points which moved her into a tie for 16th place on the NCAA's all-time scoring list and with 129 straight games with 10 points or more. Ashia Jones joined in the action on the afternoon with 18 points and eight rebounds, including 11 points in the second half. Jasmine Newsome and Katie Schubert tallied eight points each.

"I thought that we did exactly what we planned on doing in the ball game," said UT Martin coach Kevin McMillan. "We wanted the game to stay at 60, in the 60s, and not get out of the 60s. I thought we executed and did everything we wanted to do. We tried to defensively make them get a little frustrated and take some time off the clock and we wanted to try to get to the foul line and keep the rebounding fairly close. Most of those things we did, I thought these kids...it was an extremely, extremely large challenge for us because that's not how we play. We press and we run and we shoot it quick and I think we're 3rd in the country in scoring. For these kids, especially these two seniors, to buy into changing that for this basketball game was actually unbelievable."

The Tar Heels (25-9) were led by freshman sensation Diamond DeShields who tossed in 15 points, 13 coming in the second half, before fouling out with 1:34 to play. DeShields was joined in double figures by Xylina McDaniel who tallied 14 points and nine rebounds.

North Carolina knocked down the first two shots of the game, jumping out to an early 4-0 lead. The Skyhawks would begin to get stops from there as Butler knocked down a 15 foot jump shot before hitting a three-pointer to give the Skyhawks the 5-4 advantage. Schubert would pull up on a dribble drive to cap off the 7-0 run for the Skyhawks. UT Martin would lead 7-5 going into the first media break at the 15:37 mark.

The Skyhawks would use a 13-3 run over the final 4:42 of the first half to take a 35-22 advantage into the halftime break. Butler led all scorers with 13 points while Schubert tallied eight and Jones tossed in seven points. The Tar Heels were led by McDaniel with nine points.

Jones opened the second half with dominating performances, scoring 11 points in the opening minutes of the second half. The Skyhawks put together a 8-3 run over the four minute span, taking a 48-32 leading into the 10:52 media break.

With the Skyhawks trailing by two, Newsome drove into the paint before hitting an open Karisma Tyson for a three-point opportunity, but the historic upset would not be in the cards as the shot missed wide as they final horn sounded.





## 2014-15 OVC SEASON

CHAMPIONS



## WOMEN'S NIT – UT MARTIN AT OLE MISS (AT OXFORD, MISS.)

The University of Tennessee at Martin women's basketball team battled in the first round of the Women's National Invitational Tournament but could not overcome Ole Miss on Wednesday night, falling 80-70.

The Skyhawks saw their season come to a close with a 22-11 overall record after punching their ticket to the program's fifth consecutive postseason appearance. Three players scored in double figures for the Skyhawks led by the play of sophomore Ashia Jones' 17 points. On top of leading the team in scoring, Jones broke the program's single-season scoring record with 772 points, surpassing the previous record of 770 set by Jasmine Newsome during the 2012-13 season.

Providing depth for the Skyhawks was the play of Chelsea Roberts who tallied 13 points while completing numerous hustle plays to get the squad back in the contest in the second half. Monique Jackson posted an impressive return to Ole Miss where she played her first three years of her career – scoring 10 points while tallying six rebounds.

Ole Miss advances to the second round of the Women's NIT behind the play of Kelsey Briggs with 19 points and six rebounds off the bench. Erika Sisk tallied 16 points while All-SEC first teamer Tia Faleru tossed in 12 points and five rebounds for the Rebels.

UT Martin would come out of the game on a quick 4-0 run seeing jumpers from Jones and Roberts to give the Skyhawks an early advantage. Following a pair of jumpers by the Rebels, Jessy Ward would knock down a three-pointer of her own to take a 7-4 advantage into the opening media timeout.

Ole Miss would respond with a 7-0 run of its own during a two minute span, giving the home squad its first lead of the game at 13-11 at the 12:07 mark. The Rebels would score nine points during a stretch of over four minutes, finding baskets from Faleru, A'Queen Hayes, Kiara Golden and Shequila Joseph.

The two teams would go back and forth over the ensuing five minute stretch, seeing both teams score seven points while taking a 20-20 stalemate into the 7:33 mark of the first. Jones would tally four of the Skyhawks seven points during the span while Roberts would knock down a three-pointer from the right wing to momentarily take a two point lead with just over eight minutes to play.

The Rebels would take over from there, stringing together an 11-0 run over four minutes, seeing their lead reach as high as nine points. The Skyhawks would finally snap the run with a three-pointer from Ward at the 4:54 mark.

After seeing the Skyhawks cut the lead as slim as five off a jumper by Jones to give the sophomore her 10th point of the contest, the Rebels would turn up the heat. A pair of three-pointers from Joseph and Briggs to close out the half on a 7-0 run. With the strong finish, Ole Miss would take a 39-27 lead into the halftime break.

It would look like the Skyhawks would come out of the locker room looking to make strides as Roberts knocked down a three-pointer in the opening minute but the tale would tell a different story. Ole Miss would respond with a 13-0 run over the ensuing three minutes of play while holding the Skyhawks scoreless for nearly four minutes. During the run it was Sisk and Briggs who would do all the damage – including eight points from Briggs – while stretching the squad's out to 23.

The Skyhawks would not go quietly however, stringing together an 11-0 run of their own during a two minute stretch while pushing an overall run of 15-2, trimming the margin to as close as 10 with just under 12 minutes to play. The bench depth of Haley Howard, Karisma Tyson and Monique Jackson would combine to score 10 of the team's points during the run.

The bench depth would continue to shine as Tyson knocked down another trifecta to cut the margin to single digits, sitting at 56-49 at the 11:12 mark. The Rebels would finally snap the Skyhawks significant run with a three-pointer from Gracie Frizzell on the left wing.

The Skyhawks would trim the margin to as close as five in the final minutes, but a jumper by Jones at the 2:28 mark would be the squads final points of the night before seeing their season end with an 80-70 deficit.

## OFFICIAL BASKETBALL BOX SCORE –FINAL STATISTICS

## UT MARTIN VS. OLE MISS

3-19-11 1:45 PM at Durham, N.C. (Cameron Indoor Stadium)

## Official Basketball Box Score -- Game Totals -- Final Statistics

UT Martin vs Ole Miss

03/18/15 7:00 pm at Oxford, Miss. (Tad Smith Coliseum)

## UT Martin 70 • 22-11

#	Player		Total		3-Ptr		Rebounds				PF	TP	A	TO	Blk	Stl	Min			
			FG-FGA	FG-FGA	FT-FTA	FT-FTA	Off	Def	Tot											
14	ROBERTS, Chelsea	f	4-6	3-5	2-4	0	2	2	4	13	3	0	0	2	29					
30	CALDWELL, Tiara	f	0-0	0-0	0-0	0	0	0	3	0	0	1	0	1	10					
34	JONES, Ashia	f	6-17	0-0	5-10	2	2	4	4	17	5	3	0	1	34					
20	SCHUBERT, Katie	f	3-5	1-1	0-0	0	1	1	3	7	2	5	0	1	30					
21	WARD, Jessy	g	3-5	2-3	1-1	0	2	2	1	9	1	1	0	2	19					
04	WOOLFOLK, Danielle	g	0-4	0-1	0-0	0	2	2	4	0	1	8	0	1	15					
23	HOWARD, Haley	g	0-2	0-1	7-8	0	3	3	4	7	1	0	0	1	16					
35	TYSON, Karisma	g	2-4	1-2	2-2	0	2	2	0	7	0	0	0	0	19					
42	JACKSON, Monique	g	4-8	0-0	2-4	5	1	6	3	10	1	0	0	0	28					
Team							2	4	6											
Totals			22-51		7-13		19-29		9 19 28		26		70		14 19		0 9		200	
FG % 1st Half: 10-22			45.5%		2nd half: 12-29		41.4%		Game: 22-51		43.1%		Deadball Rebounds 3							
3FG % 1st Half: 3-5			60.0%		2nd half: 4-8		50.0%		Game: 7-13		53.8%									
FT % 1st Half: 4-7			57.1%		2nd half: 15-22		68.2%		Game: 19-29		65.5%									

## Ole Miss 80 • 18-13

#	Player		Total		3-Ptr		Rebounds		PF	TP	A	TO	Blk	Stl	Min
			FG-FGA	FG-FGA	FT-FTA	FT-FTA	Off	Def							
22	Mccray,Danielle	f	1-3	0-0	1-2	1	0	1	4	3	0	4	0	0	11
32	Faleru,Tia	f	6-7	0-0	0-1	2	3	5	5	12	2	2	0	2	22
03	Hayes,A'Queen	g	3-6	0-0	1-2	3	2	5	4	7	6	4	1	2	38
05	Sisk,Erika	g	5-9	1-3	5-8	0	4	4	4	16	3	4	0	2	32
12	Frizzell,Gracie	g	2-5	1-4	0-0	0	2	2	1	5	3	1	0	0	28
00	Golden,Kiara	g	2-2	2-2	2-2	0	0	0	3	8	0	1	0	0	10
11	Joseph,Shequila	g	2-6	2-6	0-1	1	6	7	3	6	2	3	1	1	25
15	Briggs,Kelsey	g	7-10	2-4	3-3	0	6	6	0	19	2	0	0	0	20
20	Singletary,Amber	g	0-0	0-0	0-0	0	0	0	0	0	0	0	0	0	5
23	Sessom,Shandricka	g	1-4	0-2	2-2	0	0	0	1	4	2	0	0	1	8
24	Hart,Bretta	g	0-0	0-0	0-0	0	1	1	1	0	0	0	0	0	1
Team							1 3 4								
Totals			29-52	8-21	14-21	8	27	35	26	80	20	19	2	8	200
FG % 1st Half: 13-24			54.2%	2nd half: 16-28	57.1%	Game: 29-52			55.8%	Deadball Rebounds 3					
3FG % 1st Half: 5-11			45.5%	2nd half: 3-10	30.0%	Game: 8-21			38.1%						
FT % 1st Half: 8-11			72.7%	2nd half: 6-10	60.0%	Game: 14-21			66.7%						

Officials: R: Mary Day, U1: Mike Riggs, U2: Erica Bradley

Technical fouls: UT Martin-None. Ole Miss-None.

Attendance: 1178

Score by periods	1st	2nd	Total
UT Martin	27	43	70
Ole Miss	39	41	80

Last FG - UTM 2nd-00:27, OM 2nd-00:46.  
Largest lead - UTM by 5 1st-17:57, OM by 23 2nd-14:50.  
UTM led for 07:46, OM led for 29:40. Game was tied for 02:34.

Points	In	Off	2nd	Fast	Bench
UTM	20	23	4	2	24
OM	24	29	10	4	37

Score tied - 4 times.  
Lead changed - 3 times.



## 2016 WNIT FIRST ROUND

March 17, 2016 • Elma Roane Fieldhouse  
UT Martin 79, Memphis 73

The University of Tennessee at Martin women's basketball team notched its first postseason victory since 1999 with a 79-73 road victory at regional foe Memphis in the first round of the Women's National Invitational Tournament on Thursday night.

The Skyhawks (22-8) led for nearly 39 minutes of the contest despite seeing the lead change hands four times in the fourth quarter. Seeing the team's margin jump out to as high as 20 points early in the second quarter, the Skyhawks stayed the course while the margin slowly diminished behind a strong third quarter run by the Tigers.

With the victory the Skyhawks notched the team's second postseason win in the program's 24-year Division-I history, matching a WNIT first round victory over Ole Miss on March 11, 1999. It also snapped a five-game postseason losing streak while notching the team's 22nd victory of the season, ranking as the third most wins in program history.

For a senior class which includes four-year starter Katie Schubert, the game summarized her career in a nutshell: clutch. Entering the game, Schubert was looking to notch her first postseason victory, tie the program record for individual victories and needed 19 points to move into the program's top-20 scoring leaderboard. Schubert would be up to the task in all three respects, scoring 19 points – including five points in the final 36 seconds to seal the team's victory while tying the 2014 trio of Heather Butler, Jasmine Newsome and Megan White with 87 career wins.

Schubert led a balanced scoring attack which featured five players in double figures. Along with her game-high 19 points, Schubert tallied seven rebounds, four assists and a steal while playing all 40 minutes. Fellow senior Haley Howard tossed in 16 points while Memphis native Emany Robertson scored 14 points – tying a career-high. Shy Copney provided 12 points off the bench while Ward scored seven points in the fourth quarter to finish with 10 on the night.

## 2016 WNIT SECOND ROUND

March 21, 2016 • Diddle Arena  
Western Kentucky 64, UT Martin 57

The University of Tennessee at Martin women's basketball team saw its impressive season come to a close in the second round of the Women's National Invitational Tournament on Monday night with a 64-57 setback at the hands of Conference USA power Western Kentucky.

The Skyhawks finish the season with a 22-10 overall record, capping off a season which saw the program notch its eighth 20-win season, first postseason victory since 1999 and third consecutive Ohio Valley Conference league title.

The game saw a see-saw affair in the contest after both teams came out flat in the first quarter, combining for just 22 points in the period. The Skyhawks would use a strong run in the opening minutes of the second quarter, using a 16-0 run to not only take the lead but hold a margin as large as 12 points. The Lady Toppers would respond with a considerable run in the third quarter to retake control of the contests.

UT Martin saw its three seniors go out with strong performances, placing the team's three scholarship seniors in double figures. Haley Howard paced the Skyhawks with 15 points on the day while the duo of Katie Schubert and Chelsea Roberts joined in the action with 10 points each.

Western Kentucky (26-6) shot just 38.3 percent from the floor but forced the Skyhawks into 18 turnovers and tallied 13 offensive rebounds en route to winning the coveted battle of the boards. Sophomore Tashia Brown tallied 32 points on the night to pace all scorers. Reigning Conference USA Player of the Year Kendall Noble flirted with a triple-double, tallying 15 points, 12 assists and eight rebounds in the victory.



Official Basketball Box Score -- Game Totals -- Final Statistics

UT Martin vs Memphis  
3/17/16 7:02 PM at Memphis, TN



### UT Martin 79 • 22-9

#	Player	Total		3-Ptr		Rebounds			PF	TP	A				Min
		FG-FGA	FG-FGA	FT-FTA	Off	Def	Total	To			Blk	Stl			
04	ROBERTSON, Emanyee	5-8	0-0	4-4	2	1	3	2	14	3	1	0	1	40-	
14	ROBERTS, Chelsea	3-8	0-1	0-3	1	5	6	3	6	4	1	0	0	30	
20	SCHUBERT, Katie	6-10	3-4	4-4	0	7	7	2	19	4	2	0	1	40-	
21	WARD, Jessy	4-10	1-6	1-2	0	1	1	0	10	2	1	0	0	35	
23	HOWARD, Haley	6-12	2-5	2-2	0	3	3	4	16	3	3	0	1	33	
33	TAYLOR, Myah	1-2	0-0	0-0	1	0	1	0	2	0	1	0	0	6	
42	TAYLOR, Barianne	0-0	0-0	0-0	0	0	0	0	0	0	0	0	0	0+	
44	Reedy, Tory	0-0	0-0	0-0	0	0	0	0	0	0	0	1	0	0+	
44	COPNEY, Shy	5-8	0-1	2-4	1	2	3	5	12	0	1	0	2	16	
Team															
Totals		30-58	6-17	13-19	7	21	28	16	79	16	10	0	6	200	

1st FG %:	12-17	70.6%	2nd:	7-15	46.7%	3rd:	4-11	36.4%	4th:	7-15	46.7%	Game:	30-58	51.7%	Deadball
3FG %:	3-5	60.0%	0-2	0.0%	1-5	20.0%	2-5	40.0%	6-17	35.3%	Rebounds	3,1			
FT %:	0-0	0.0%	4-8	50.0%	1-2	50.0%	8-9	88.9%	13-19	68.4%					

### Memphis 73 • 18-13

#	Player	Total		3-Ptr		Rebounds			PF	TP	A TO Blk Stl				Min
		FG-FGA	FG-FGA	FT-FTA	Off	Def	Total								
21	Fuqua-Bey, Asianna	f	7-10	0-0	5-7	7	6	13	5	19	2	4	0	0	34
33	Wright, Brianna		8-10	0-0	1-2	5	1	6	1	17	0	0	3	1	32
02	Morris, Loysha	g	2-7	0-2	0-0	1	4	5	4	4	0	3	0	1	21
04	Hearn, Ariel	g	7-21	2-8	1-2	3	5	8	3	17	4	6	2	0	40
24	Rowser, Mooriah	g	3-12	3-8	0-0	0	0	0	2	9	2	1	0	0	29
03	Williams, Taylor		0-1	0-1	0-0	0	1	1	4	0	6	1	1	0	14
05	Elmore, Brea		3-5	1-2	0-0	0	3	3	0	7	1	0	0	0	15
10	Creighton, Cheyenne		0-0	0-0	0-0	0	2	2	1	0	0	0	0	0	7
11	Holmes, Amber		0-1	0-1	0-0	0	0	0	0	0	0	0	0	0	2
25	Porter, Brianna		0-0	0-0	0-0	0	0	0	0	0	0	0	0	0	3
44	Bajic, Milena		0-0	0-0	0-0	0	0	0	1	0	0	1	0	0	3

1st FG %:	5-13	38.5%	2nd:	9-12	75.0%	3rd:	9-22	40.9%	4th:	7-20	35.0%	Game:	30-67	44.8%	Deadball
3FG %:	0-4	0.0%	2-3	66.7%	3-8	37.5%	1-7	14.3%	6-22	27.3%	Rebounds	1			
FT %:	1-2	50.0%	0-1	0.0%	2-3	66.7%	4-5	80.0%	7-11	63.6%					

Officials: Eric Baker, Rob Fessler, Neonta Williams

Technical fouls: UT Martin-None. Memphis-None.

Attendance: 1253

Score by periods	1st	2nd	3rd	4th	Total
UT Martin	27	18	10	24	79
Memphis	11	20	23	19	73

Points	In	Off	2nd	Fast	Bench
UTM	42	19	8	0	14
MEM	34	16	29	4	7

Score tied - 0 times.  
Lead changed - 4 times.



Official Basketball Box Score -- Game Totals -- Final Statistics

UT Martin vs WKU  
03/21/16 7:00 p.m. at Bowling Green, Ky. (E.A. Diddle Arena)



### UT Martin 57 • 22-10

#	Player		Total		3-Ptr		Rebounds			PF	TP	A		To	Blk	Stl	Min
			FG-FGA	FG-FGA	FT-FTA	Off	Def	Tot	PF			TP					
14	ROBERTS, Chelsea	f	4-7	1-2	1-1	0	4	4	2	10	0	1	0	0	0	2	22
23	HOWARD, Haley	f	5-9	2-5	3-3	0	3	3	3	15	3	2	0	2	2	3	37
04	ROBERTSON, Emany	g	2-5	0-1	1-2	1	3	4	1	5	2	4	1	1	0	0	38
20	SCHUBERT, Katie	f	3-6	2-3	2-2	0	5	5	3	10	4	3	0	0	0	0	40
21	WARD, Jessy	g	3-13	3-10	0-0	1	2	3	1	9	1	2	0	0	0	0	38
33	TAYLOR, Myah	f	0-0	0-0	0-0	0	0	0	1	0	0	0	0	0	0	0	2
42	REEDY, Tory	f	0-0	0-0	0-0	0	0	0	0	0	0	0	0	0	0	0	0+
44	COPNEY, Shy	f	4-5	0-0	0-0	0	5	5	5	8	3	3	0	1	0	0	23
Team						2	4	6						3			
Totals			21-45	8-21	7-8	4	26	30	16	57	13	18	1	4	0	0	200

1st FG %:	4-10	40.0%	2nd:	8-11	72.7%	3rd:	4-11	36.4%	4th:	5-13	38.5%	Game:	21-45	46.7%	Deadball
3FG %:	1-4	25.0%	5-7	71.4%	1-4	25.0%	1-6	16.7%	8-21	38.1%	Rebounds	0			
FT %:	0-0	0.0%	3-4	75.0%	1-1	100.0%	1-1	100.0%	7-8	87.5%					

### WKU 64 • 26-6

		Total		3-Ptr		Rebounds									
#	Player	FG-FGA	FG-FGA	FT-FTA	Off	Def	Tot	PF	TP	A	TO	Blk	Stl	Min	
23	BROWN, Ivy	f	3-7	1-4	0-0	2	4	6	4	7	1	2	1	0	32
33	McCLAIN, Jalynn		2-5	0-0	2-2	6	2	8	1	6	0	0	0	1	34
10	BROWN, Tashia	g	12-22	2-2	6-7	1	1	2	3	32	1	1	0	2	40
12	NOBLE, Kendall		4-13	2-7	5-7	0	8	8	1	15	12	5	1	2	39
32	SMITH, Kayla	g	1-9	0-4	0-0	1	0	1	0	2	4	1	0	2	34
03	BOPP, Sidnee		0-1	0-1	0-0	0	2	2	0	0	0	0	0	0	7
04	GIVENS, Dee		0-1	0-1	0-0	0	0	0	0	0	0	0	0	0	2
20	AKPAN, Ima		1-2	0-1	0-0	2	1	3	2	2	0	1	0	1	12
Team						1	3	4							
Totals			23-60	5-20	13-16	13	21	34	11	64	18	10	2	8	200

1st FG %:	6-16	37.5%	2nd:	5-15	33.3%	3rd:	8-13	61.5%	4th:	4-16	25.0%	Game:	23-60	38.3%	Deadball
3FG %:	0-3	0.0%	0-4	0.0%	3-5	60.0%	2-8	25.0%	5-20	25.0%	Rebounds	1			
FT %:	1-2	50.0%	1-2	50.0%	6-6	100.0%	5-6	83.3%	13-16	81.3%					

Officials: Troy Winders, Charlie Hust, Talisa Green

Technical fouls: UT Martin-None. WKU-None.

Attendance: 1372

Score by periods	1st	2nd	3rd	4th	Total
UT Martin	9	24	12	12	57
WKU	13	11	25	15	64

Points	In	Off	2nd	Fast	Bench
UTM	26	8	3	2	8
WKU	20	19	8	2	2

Last FG - UTM 4th-00:12, WKU 4th-02:42.

Largest lead - UTM by 12 2nd-02:57, WKU by 8 4th-05:16.

UTM led for 12:58. WKU led for 26:09. Game was tied for 00:53.

Score tied - 1 time.  
Lead changed - 3 times.



# 2019-20 OVC SEASON

CHAMPIONS



## WOMEN'S NIT – CANCELLED

### OFFICIAL BASKETBALL BOX SCORE –FINAL STATISTICS UT MARTIN VS. SOUTHEAST MISSOURI 3-7-20 2:00 PM at Evansville, Ind. (Ford Center)

#### Southeast Missouri 67 • 25-7

#	Player	Total			3-Ptr		Rebounds			PF	TP	A	TO	Blk	Stl	Min
		FG-FGA	FG-FGA	FT-FTA	Off	Def	Total									
32	GARDENER, Denisha	f	1-3	0-0	1-2	4	8	12	3	3	1	1	0	1	27	
02	SHEPHARD, Carrie	g	5-15	3-8	0-0	1	3	4	1	13	4	2	0	4	38	
10	PRUITT, Taelour		1-4	0-2	2-2	0	1	1	3	4	2	4	0	1	26	
13	HARSHBERGER, Jessie	g	5-9	3-5	0-0	2	2	4	4	13	0	0	0	0	16	
24	THOMPSON, Tesia		8-19	0-3	9-14	1	13	14	2	25	4	5	1	2	37	
03	SCOTT, Roshala		1-1	0-0	2-2	0	2	2	3	4	1	0	0	0	22	
12	HANCOCK, Sophia		0-0	0-0	0-0	0	0	0	0	0	0	0	0	0	1	
23	TAYLOR, Jocelyn		1-2	0-0	1-1	2	1	3	1	3	1	2	4	0	21	
34	BUSSARD, Sophie		0-0	0-0	0-0	0	0	0	1	0	0	0	0	0	5	
40	SAINE, LaTrese		1-4	0-0	0-0	1	1	2	4	2	0	2	1	0	6	
55	AKORO, Celeste		0-0	0-0	0-0	0	0	0	0	0	0	0	0	0	1	
Team						1	3	4			1					
Totals			23-57	6-18	15-21	12	34	46	22	67	13	17	6	8	200	
1st - FG %:		5-15	33.3%	2nd: 6-18	33.3%	3rd: 5-13	38.5%	4th: 7-13	53.8%	Game: 23-57		40.4%	Deadball			
3FG %:		0-2	0.0%	0-3	0.0%	0-3	0.0%	0-3	0.0%	6-18		33.3%	Rebounds			
FT %:		6-8	75.0%	2-2	100.0%	1-2	50.0%	6-9	66.7%	15-21		71.4%				

#### UT Martin 47 • 22-10

#	Player	Total		3-Ptr		Rebounds			PF	TP	A	TO	Blk	Stl	Min
		FG	FGA	FG	FGA	FT	FTA	Off							
11	Dasia Young	f	0-2	0-1	0-0	0	0	0	5	0	0	1	1	1	19
15	Brittini Moore	f	0-3	0-3	0-0	2	7	9	2	0	3	6	0	3	34
20	Chelsey Perry	f	6-19	0-3	3-6	1	5	6	3	15	0	1	3	1	39
21	Maddie Waldrop	f	4-14	0-3	4-6	1	6	7	3	12	0	2	0	2	38
13	Tamiah Stanford	g	2-6	0-0	3-8	1	2	3	3	7	5	6	1	1	39
00	Emma Davis		0-0	0-0	0-0	0	0	0	0	0	0	0	0	0	1
02	Sade' Hudson		2-3	0-0	0-0	1	0	1	1	4	0	0	0	0	6
03	Macy Rippey		0-0	0-0	0-0	0	0	0	0	0	0	0	0	0	1
10	Raegan Johnson		0-0	0-0	0-0	0	0	0	0	0	0	0	0	0	1
33	Demi Burdick		4-7	0-1	1-2	1	3	4	4	9	0	1	0	0	22
Team						3	3	6							
Totals			18-54	0-11	11-22	10	26	36	21	47	8	17	5	8	200
1st - FG %:		3-10	30.0%	2nd: 3-11	27.3%	3rd: 6-18	33.3%	4th: 6-15	40.0%	Game: 18-54	33.3%	Deadball			
3FG %:		0-2	0.0%	0-3	0.0%	0-3	0.0%	0-3	0.0%	0-11	0.0%	Rebounds			
FT %:		3-8	37.5%	4-6	66.7%	2-6	33.3%	2-2	100.0%	11-22	50.0%	3			

Officials: Joshua Hall, Molly Caldwell, Royce Blevins

Technical fouls: Southeast Missouri-None. UT Martin-None.

Attendance: 494

OVC Basketball Championship Finals

Score by periods	1st	2nd	3rd	4th	Total
Southeast Missouri	17	15	12	23	67
UT Martin	9	10	14	14	47

Points	In	Off	2nd	Fast	Bench
SEMO	28	19	5	11	9
UTM	28	6	6	8	13

Last FG - SEMO 4th-02:46, UTM 4th-00:16.

Largest lead - SEMO by 24 4th-01:41, UTM by 1 1st-09:11.

SEMO led for 38:54, UTM led for 00:17. Game was tied for 00:49.

Score tied - 1 time.  
Lead changed - 1 time.

The University of Tennessee at Martin women's basketball team could not overcome its offensive shortcomings on Saturday afternoon, falling in the Ohio Valley Conference Basketball Championship to Southeast Missouri by a score of 67-47.

Despite the loss, UT Martin has clinched the program's ninth postseason appearance with an automatic berth into the Women's National Invitation Tournament (WNIT). The team's selection and opponent will be officially released on Monday, March 16th.

The Skyhawks (22-10) struggled to get much going in its eighth trip to the championship game in the past 10 years. UT Martin shot just 33.3 percent from the field while failing to record a three-point field goal for the first time since Feb. 3, 2009. Meanwhile, the team shot just 50 percent (11-of-12) from the free throw stripe in a game which got away late.

OVC Player of the Year Chelsey Perry added to her postseason honors by earning her second spot on the OVC All-Tournament team after leading the team with 15 points while tallying six rebounds. Fellow junior forward Maddie Waldrop also scored in double figures with 12 points and seven rebounds in the setback.

Southeast Missouri (25-7) proved to be the hottest team in the field. After setting the OVC tournament scoring mark on Friday afternoon, the Redhawks continued their hot play by punching their first ticket to the NCAA Tournament since 2007. The Redhawks were led by All-Tournament MVP Tesia Thompson who tallied 25 points and 14 rebounds in the contest while fellow All-Tournament honorees Carrie Shephard (13 points) and Taelour Pruitt (four points) were also recognized.

After winning the OVC regular season title, the Skyhawks earned the automatic berth to the Women's NIT. The selection was never made official however as the WNIT was cancelled due to the COVID-19 pandemic.

# RADIO/TV CALL SHEET



0

**EMMA DAVIS**

G • 5-10 • Junior  
Harrodsburg, Ky.



2

**SADE' HUDSON**

G • 5-8 • Junior  
Memphis, Tenn.



3

**MACY RIPPY**

G • 5-9 • Sophomore  
Clarksville, Tenn.



5

**SEYGAN ROBINS**

G • 5-10 • R-Sophomore  
Harrodsburg, Ky.



10

**RAEGAN JOHNSON**

F • 6-2 • Sophomore  
Martin, Tenn.



11

**DASIA YOUNG**

F • 5-11 • Sophomore  
Jonesboro, Ark.



13

**DEMI BURDICK**

F • 6-2 • Senior  
Marshall, Ill.



14

**ZAIRE HICKS**

G • 5-7 • R-Junior  
Memphis, Tenn.



20

**CHELSEY PERRY**

F • 6-2 • Senior  
Middleton, Tenn.



21

**MADDIE WALDROP**

F • 6-2 • Senior  
Murray, Ky.



22

**DAMIAH GRIFFIN**

F • 6-0 • R-Junior  
Memphis, Tenn.



23

**HAYLEY HARRISON**

G/F • 5-10 • R-Freshman  
Nicholasville, Ky.



31

**KYANNAH GRANT**

G • 5-7 • Junior  
Choctaw, Miss.



35

**PAIGE PIPKIN**

G • 5-10 • R-Junior  
Henderson, Tenn.



44

**HALEY NICHOLS**

F • 6-0 • Freshman  
Avon, Ind.

## COACHING STAFF



**KEVIN McMILLAN**

HEAD COACH  
12th Season



**WILLIE TREVATHAN**

ASSISTANT COACH  
First Season



**JASMINE NEWSOME**

ASSISTANT COACH  
Sixth Season



**DAVID HART**

ASSISTANT COACH  
10th Season



**KELSEY JOHNSON**

GRADUATE ASSISTANT  
Second Season



**DARBY MAGGARD**

GRADUATE ASSISTANT  
First Season



**STACIE EVANS**

DIR. OF OPERATIONS  
11th Season





# UT MARTIN SKYHAWKS

## 2020-21 WOMEN'S BASKETBALL

**FRONT ROW (L-R):** MACY RIPPY, PAIGE PIPKIN, KYANNAH GRANT, SADE' HUDSON, ZAIRE HICKS, SEYGAN ROBINS AND HAYLEY HARRISON.  
**BACK ROW (L-R):** RAEGAN JOHNSON, HALEY NICHOLS, DEMI BURDICK, CHELSEY PERRY, MADDIE WALDROP, DASIA YOUNG, EMMA DAVIS AND DAMIAH GRIFFIN.

### DECEMBER

6	AT LOUISVILLE
8	AT SAMFORD
19	AT SOUTHEAST MISSOURI*
30	AT JACKSONVILLE STATE*

### JANUARY

2	BELMONT
7	AT TENNESSEE STATE*
9	AT BELMONT*
14	AUSTIN PEAY
16	MURRAY STATE
21	AT EASTERN KENTUCKY*
23	AT MOREHEAD STATE*
28	EASTERN ILLINOIS
30	SIUE

### FEBRUARY

1	SOUTHEAST MISSOURI	7 P.M.
4	JACKSONVILLE STATE	5 P.M.
11	AT AUSTIN PEAY*	4:30 P.M.
13	AT MURRAY STATE*	4:30 P.M.
18	MOREHEAD STATE	5 P.M.
20	EASTERN KENTUCKY	1 P.M.
25	AT SIUE*	1 P.M.
27	AT EASTERN ILLINOIS*	1 P.M.

### MARCH

3	OVC TOURNAMENT FIRST ROUND	TBA
4	OVC TOURNAMENT QUARTERFINALS	TBA
5	OVC TOURNAMENT SEMIFINALS	TBA
6	OVC TOURNAMENT CHAMPIONSHIP	TBA

\* OHIO VALLEY CONFERENCE GAME

HOME GAMES ARE IN **ALL CAPS AND ORANGE**

ALL TIMES ARE CST AND SUBJECT TO CHANGE