



UT MARTIN SKYHAWKS

WOMEN'S BASKETBALL 2020-21 GAME NOTES



SEVEN OVC CHAMPIONSHIPS • FOUR OVC TOURNAMENT TITLES • FOUR NCAA TOURNAMENT APPEARANCES • SIX WOMEN'S NIT QUALIFIERS

THE MATCHUP



UT MARTIN SKYHAWKS | (20-5, 17-2 OVC)

Head Coach: Kevin McMillan (Rhodes College, 1989)
Career Record: 238-141 (12th season)
Record at UTM: Same

Points: Chelsey Perry (22.5) **Steals:** Seygan Robins (1.3)
Rebounds: Chelsey Perry (7.1) **Blocks:** Chelsey Perry (1.7)
Assists: Seygan Robins (3.5)

PPG..... 70.3
 Opp. PPG..... 60.8
 Margin..... +9.5
 FG%..... 46.8
 3PT FG%..... 38.0
 FT%..... 75.2
 RPG..... 34.8
 APG..... 16.7
 TPG..... 14.7
 SPG..... 7.4
 BPG..... 4.4

VS



NEBRASKA CORNHUSKERS | (12-12, 9-10 BIG TEN)

Head Coach: Amy Williams (Nebraska, 1998)
Career Record: 264-183 (14th season)
Record at NEB: 71-74 (5th season)

Points: Sam Haiby (17.3) **Steals:** Sam Haiby (1.2)
Rebounds: Isabelle Bourne (7.8) **Blocks:** Kate Cain (2.9)
Assists: Sam Haiby (4.5)

PPG..... 69.4
 Opp. PPG..... 70.9
 Margin..... -1.5
 FG%..... 42.3
 3PT FG%..... 35.7
 FT%..... 71.8
 RPG..... 39.5
 APG..... 15.1
 TPG..... 14.3
 SPG..... 4.6
 BPG..... 5.5

PROBABLE STARTING LINEUP



G
31
KYANNAH GRANT
 3.4 PPG • 1.1 RPG
 1.8 APG • 0.3 SPG



G
5
SEYGAN ROBINS
 7.9 PPG • 2.3 RPG
 3.5 APG • 1.3 SPG



G
35
PAIGE PIPKIN
 7.5 PPG • 2.8 RPG
 2.9 APG • 1.1 SPG



F
20
CHELSEY PERRY
 22.5 PPG • 7.1 RPG
 2.0 APG • 1.1 SPG



F
21
MADDIE WALDROP
 9.8 PPG • 6.3 RPG
 2.3 APG • 1.0 BPG

FULL COURT PRESS



PLAYER TO WATCH

#20 • CHELSEY PERRY
 6-2 • MIDDLETON, TENN. • SR.

Senior Chelsey Perry was named OVC Player of the Year for the second straight season after tallying 11 games with 20 points or more and three games with at least 30 points. After being named to watch lists, including the Naismith Trophy, McClain Award and Becky Hammon Award, Perry finished the season averaging 22.5 points which would rank 12th nationally if she had qualified based on games played.

• The defending Ohio Valley Conference regular season champion University of Tennessee at Martin women's basketball team opens play in the 2021 Women's National Invitation Tournament with a Memphis Regional matchup against Big Ten foe Nebraska on Friday, March 19. Tipoff from My Town Movers Fieldhouse in Collierville, Tenn. is scheduled for 11 a.m.

• UT Martin has qualified for the postseason 10 times in the program's 29-year Division-I history. This marks the Skyhawks sixth berth in the Women's NIT as the team competed in the event in 1999, 2015, 2016 and 2018 while earning an automatic bid to the postseason tournament before its cancellation last season.

• The Skyhawks (20-5) recently won the program's seventh OVC championship with a 17-2 league mark. UT Martin posted its third straight 20-win season after leading the league in several statistical categories including scoring defense (56.7), field goal percentage (46.7), field goal percentage defense (35.6), three-point field goal percentage (38.3) and assists (16.9).

• Highlighting the squad is the senior pair of Chelsey Perry and Maddie Waldrop which are looking to put the finishing touches on their decorated careers. Perry recently earned her second consecutive OVC Player of the Year honor and enters the tournament averaging 22.5 points and 7.1 rebounds per game. Waldrop (9.8 ppg, 6.3 rpg) was named to the OVC Basketball Championship All-Tournament team after averaging 14.0 points and 6.7 rebounds over the three-game event.

• UT Martin head coach Kevin McMillan is 238-141 in his 12 seasons at the helm of the Skyhawks. McMillan claimed his fourth OVC Coach of the Year honor this season after leading his team to its 10th championship crown – six regular season and four tournament titles – during his tenure.

• Nebraska (12-12) is one of eight Big Ten Conference programs to advance to the postseason while going 9-10 in league play. The Cornhuskers feature second-team All-Big Ten guard Sam Haiby who led the team in scoring (17.3 ppg), assists (4.5 apg) and steals (1.2 spg) while adding 6.9 rebounds per game. The team also features honorable mention All-Big Ten selections Isabelle Bourne (13.9 ppg, 7.8 rpg) and Kate Cain (10.5 ppg, 6.5 rpg, 2.9 bpg).

• Friday's contest marks the second meeting in the all-time series against Nebraska with the Huskers winning the previous matchup 69-60 back on Dec. 7, 2004. UT Martin is 2-4 all-time in the WNIT with the program's last win coming in 2016 against Memphis.

SERIES HISTORY

Nebraska leads series 1-0

Last Meeting	Dec. 7, 2004
Game Result	L, 69-60
Streak	NEB W1
First Meeting	Dec. 7, 2004
UTM vs. Nebraska in Martin	0-0
UTM vs. Nebraska in Lincoln	0-1
McMillan vs. Nebraska	0-0

2020-21 SCHEDULE/RESULTS

BREAKDOWN	OVERALL RECORD:	20-5
	OVC	17-2
	NON-CONFERENCE	3-3
	HOME	9-1
	AWAY	9-3
	NEUTRAL	2-1

DECEMBER

Date	Day	Opponent	TV	Time (CT)
6	Sun.	at #5 Louisville	ACCN	L, 85-67
8	Tues.	at Samford	ESPN+	W, 75-67
18	Fri.	at Southeast Missouri*	ESPN+	W, 61-58
30	Wed.	at Jacksonville State*	ESPN+	L, 72-67

JANUARY

Date	Day	Opponent	TV	Time (CT)
5	Tues.	at #2 Louisville	ACCN	L, 96-61
7	Thur.	at Tennessee State*	ESPN+	W, 80-39
14	Thur.	AUSTIN PEAY*	ESPN+	W, 69-53
16	Sat.	MURRAY STATE*	ESPN+	W, 78-71
21	Thur.	at Eastern Kentucky*	ESPN+	W, 65-39
23	Sat.	at Morehead State*	ESPN+	W, 80-63
26	Tues.	BELMONT*	ESPN+	W, 66-63
28	Thur.	EASTERN ILLINOIS*	ESPN+	W, 70-50
30	Sat.	SIUE*	ESPN+	W, 79-45

FEBRUARY

Date	Day	Opponent	TV	Time (CT)
1	Mon.	SOUTHEAST MISSOURI*	ESPNU	W, 80-70
4	Thur.	JACKSONVILLE STATE*	ESPN+	W, 60-46
6	Sat.	TENNESSEE TECH*	ESPN+	L, 77-73
12	Fri.	at Austin Peay*	ESPN+	W, 56-51
13	Sat.	at Murray State*	ESPN+	W, 67-65
18	Thur.	MOREHEAD STATE*	ESPN+	W, 77-39
20	Sat.	EASTERN KENTUCKY*	ESPN+	W, 81-62
25	Thur.	at SIUE*	ESPN+	W, 68-52
27	Sat.	at Eastern Illinois*	ESPN+	W, 69-63

MARCH

Date	Day	Opponent	TV	Time (CT)
3	Wed.	vs #8 Eastern Illinois	ESPN+	W, 65-56
5	Fri.	vs. #5 Tennessee Tech	ESPN+	W, 69-56
6	Sat.	vs. #1 Belmont	ESPN+	L, 83-75
19	Fri.	vs. Nebraska \$	FloHoops	11 a.m.
20	Sat.	vs. Colorado/Louisiana \$	FloHoops	11 a.m./5 p.m.

Home games in **BOLD CAPS** in Elam Center
 * Ohio Valley Conference game
 \$ Women's NIT

UNIVERSITY INFORMATION

Location	Martin, Tenn.
Founded	1900; Senior College, 1951
Enrollment	7,117
Nickname	Skyhawks
Colors	Navy Blue & Orange
Affiliation	NCAA Division I
Conference	Ohio Valley
Chancellor	Dr. Keith Carver
Athletics Director	Kurt McGuffin
Athletics Office	731-881-7660
Assistant AD/SWA	Danelle Fabianich
Ticket Office Phone	731-881-7207

COACHING STAFF

Head Coach	Kevin McMillan (12th year)
Alma Mater	Rhodes, 1989
Career Record	238-141
Record at UT Martin	Same
E-mail	dmcml10@utm.edu
Office Phone	731-881-7681

TEAM INFORMATION

2019-20 Overall Record	22-10
2019-20 OVC Record/Finish	16-2 (1st)
Home	13-1
Away	7-8
Neutral	2-1
Letter Winners Returning/Lost	13/4
Starters Returning/Lost	4/1
Newcomers	2

PROGRAM HISTORY

First Year of Basketball	1969
All-Time Basketball Record	673-735
Record at Home	331-205
All-Time OVC Record	273-226

SPORTS INFORMATION

WBB Contact	Alex Boggis
Email	dboggis@utm.edu
Office Phone	731-881-7964
Cell Phone	618-357-1536
Press Row Phone	731-881-7694
Mailing Address	1022 Elam Center Martin, Tenn. 38238
Website	www.UTMSports.com



SKYHAWKS IN PRINT

The name of our institution is the **University of Tennessee at Martin** and if abbreviated, should be referred to as **UT Martin**. The University of Tennessee at Martin should be used as the first reference in a news story. UT Martin should be used in subsequent references and UTM is acceptable in headlines.

Tennessee-Martin, UT-Martin, UT or Martin should **NEVER** be used. The description Skyhawks should be used to represent all UT Martin athletic teams. Hawks should never be used.

MEET THE SKYHAWKS



FRONT ROW: MACY RIPPY, PAIGE PIPKIN, KYANNAH GRANT, SADE' HUDSON, ZAIRE HICKS, SEYGAN ROBINS AND HAYLEY HARRISON.

SECOND ROW: RAEGAN JOHNSON, HALEY NICHOLS, DEMI BURDICK, CHELSEY PERRY, MADDIE WALDROP, DASIA YOUNG, EMMA DAVIS AND DAMIAH GRIFFIN.



NUMERICAL ROSTER

No.	Name	Pos.	Ht.	Class	Hometown	(Previous School)
0	*Emma Davis	G	5-10	Jr.	Harrodsburg, Ky.	(Mercer County HS)
2	Sade' Hudson ^(Shaw-day)	G	5-8	Jr.	Memphis, Tenn.	(Trezevant HS)
5	Seygan Robins ^(Say-ghen)	G	5-8	R-So.	Harrodsburg, Ky.	(Louisville)
10	Raegan Johnson ^(Ray-ghen)	F	6-2	So.	Martin, Tenn.	(Westview HS)
11	Dasia Young ^(Day-shuh)	F	5-11	So.	Jonesboro, Ark.	(Nettleton HS)
13	Demi Burdick	F	6-2	Sr.	Marshall, Ill.	(Marshall HS)
14	Zaire Hicks ^(Zi-air)	G	5-7	R-Jr.	Memphis, Tenn.	(White Station HS)
20	Chelsey Perry	F	6-2	Sr.	Middleton, Tenn.	(Middleton HS)
21	Maddie Waldrop	F	6-2	Sr.	Murray, Ky.	(Murray HS)
22	Damiah Griffin ^(Duh-my-uh)	F	6-0	R-Jr.	Memphis, Tenn.	(White Station HS)
23	Hayley Harrison	F	5-10	R-Fr.	Winchester, Ky.	(George Rogers Clark HS)
31	Kyannah Grant ^(Key-on-uh)	G	5-7	Jr.	Choctaw, Miss.	(Choctaw Central HS)
35	Paige Pipkin	G	5-10	R-Jr.	Henderson, Tenn.	(Chester County HS)
44	Haley Nichols	F	6-0	Fr.	Avon, Ind.	(Avon HS)

*expected to miss the rest of 2020-21 season due to injury



COACHING AND SUPPORT STAFF

Position	Name	Experience	Alma Mater
Head Coach	Kevin McMillan	12th season	Rhodes College, 1989
Assistant Coach	Willie Trevathan	First season	Union, 2000
	Jasmine Newsome	Sixth season	UT Martin, 2014
	David Hart	10th season	UT Martin, 1991
Graduate Assistant	Kelsey Johnson	Second season	Bridgewater State, 2016
	Darby Maggard	First season	Belmont, 2019
Director of Operations	Stacie Evans	11th season	UT Martin, 2004



ROSTER BREAKDOWN

BY CLASS

Seniors
Burdick, Perry, Waldrop
Juniors
Davis, Grant, Griffin (R), Hicks (R), Hudson, Pipkin (R)
Sophomores
Johnson, Robins (R), Young
Freshmen
Harrison (R), Nichols

BY HOME STATE

Arkansas: Young
Illinois: Burdick
Indiana: Nichols
Kentucky: Davis, Harrison, Robins, Waldrop
Mississippi: Grant
Tennessee: Griffin, Hicks, Hudson, Johnson, Perry, Pipkin

BY POSITION

Guards	Forwards
Davis	Burdick
Grant	Griffin
Hicks	Harrison
Hudson	Johnson
Pipkin	Nichols
Robins	Perry
	Waldrop
	Young



0

EMMA DAVIS

Junior • G • 5-10 • Harrodsburg, Ky. (Mercer County HS)

GP-GS	PPG	RPG	APG	SPG	BPG	MPG
0-0	0.0	0.0	0.0	0.0	0.0	0.0
FG%: .000 3FG%: .000 FT%: .000						
CAREER HIGHS	Pts: 11	Reb: 3	Asst: 2	Stl: 3	Blk: 1	Min: 20

- Will miss 2020-21 season with leg injury
- Career-high 11 points vs. Mississippi Valley (12/29/18)
- Scored in double figures two times times in career
- Two-time OVC Commissioner's Honor Roll recipient
- Three-time Athletic Director's Honor Roll recipient
- Majoring in special education, K-12



Pronunciation
Shaw-day

2

SADE' HUDSON

Junior • G • 5-8 • Memphis, Tenn. (Trezevant HS)

GP-GS	PPG	RPG	APG	SPG	BPG	MPG
25-8	3.1	1.5	0.9	0.5	0.0	12.8
FG%: .324 3FG%: .240 FT%: .700						
CAREER HIGHS	Pts: 14	Reb: 6	Asst: 4	Stl: 4	Blk: 1	Min: 39

- Averaged 3.3 points, 0.7 rebounds in OVC Tournament
- Started last nine games
- Career-high 14 points vs. Southern Illinois & Lipscomb
- Scored in double figures seven times in career | 2x in 2020-21
- Member of UT Martin ROTC | Contracted w/ U.S. Army (11/5/20)
- Majoring in communications



Pronunciation
Say-ghen

5

SEYGAN ROBINS

R-Sophomore • G • 5-8 • Harrodsburg, Ky. (Mercer County HS)

GP-GS	PPG	RPG	APG	SPG	BPG	MPG
24-24	7.9	2.3	3.5	1.3	0.1	30.5
FG%: .444 3FG%: .477 FT%: .778						
CAREER HIGHS	Pts: 16	Reb: 4	Asst: 6	Stl: 4	Blk: 1	Min: 39

- Averaged 10.3 points, 3.7 assists in OVC Tournament
- Two-time OVC Newcomer of the Week (12/15/20) / (2/23/21)
- Ranks fifth in OVC with 3.5 assists per game
- Scored career-high 18 points (6-of-8 threes) at TSU/vs ECU
- Scored in double figures seven times
- Tallied four or more assists in 13 games this season
- Transferred from Louisville | Redshirted 19-20
- Former 5-star prospect | 2018 KY Gatorade Player of the Year
- Majoring in special education



Pronunciation
Ray-ghen

10

RAEGAN JOHNSON

Sophomore • F • 6-2 • Martin, Tenn. (Westview HS)

GP-GS	PPG	RPG	APG	SPG	BPG	MPG
16-0	1.3	0.4	0.3	0.2	0.0	12.6
FG%: .357 3FG%: .000 FT%: .615						
CAREER HIGHS	Pts: 5	Reb: 4	Asst: 2	Stl: 1	Blk: 0	Min: 11

- Did not play in OVC Tournament
- Scored career-high five points vs. Morehead State
- Tallied three points, two rebounds at Tennessee State
- Equaled career-high with four points at #5 Louisville
- Athletic Director's Honor Roll recipient
- Majoring in family and consumer science



Pronunciation
Day-shuh

11

DASIA YOUNG

Sophomore • F • 5-11 • Jonesboro, Ark. (Nettleton HS)

GP-GS	PPG	RPG	APG	SPG	BPG	MPG
25-25	12.7	6.3	2.1	1.1	0.5	30.6
FG%: .528 3FG%: .276 FT%: .734						
CAREER HIGHS	Pts: 30	Reb: 13	Asst: 6	Stl: 4	Blk: 4	Min: 40

- Named to OVC Championship All-Tournament team
- Averaged 16.7 points, 9.7 rebounds in OVC Tournament
- Tallied 24 points, 11 rebounds vs. EIU | Tied FT record w/ 16
- All-OVC first team | 2x OVC Player of the Week
- Scored career-high 30 points at EIU (12-of-13 FGS)
- Scored in double figures 24 times in career | 16x in 2020-21
- Eclipsed 20+ points against Morehead State/SEMO/EIU (2x)
- OVC Commissioner's Honor Roll recipient | AD's Honor Roll
- Majoring in veterinary tech



Pronunciation
Day-shuh

13

DEMI BURDICK

Senior • F • 6-2 • Marshall, Ill. (Marshall HS)

GP-GS	PPG	RPG	APG	SPG	BPG	MPG
23-0	3.7	3.5	1.1	0.6	0.7	15.1
FG%: .418 3FG%: .143 FT%: .900						
CAREER HIGHS	Pts: 14	Reb: 11	Asst: 4	Stl: 3	Blk: 5	Min: 30

- Averaged 2.0 points, 2.7 rebounds in OVC Tournament
- Career-highs in rebounds (11) and blocks (4) vs. Morehead St
- Scored season-high 10 points at Murray State
- Career-high 14 points vs. Murray State
- Scored in double figures five times in career | 1x in 2020-21
- Named to OVC Medal of Honor (4.0 GPA)
- 3x AD's Honor Roll | 2x OVC Commissioner's Honor Roll
- Majoring in special education



Pronunciation
Zi-air

14

ZAIRE HICKS

R-Junior • G • 5-7 • Memphis, Tenn. (White Station HS)

GP-GS	PPG	RPG	APG	SPG	BPG	MPG
12-0	3.3	0.9	0.6	0.5	0.1	10.9
FG%: .471 3FG%: .400 FT%: .667						
CAREER HIGHS	Pts: 19	Reb: 7	Asst: 6	Stl: 4	Blk: 1	Min: 39

- Averaged 4.0 minutes in OVC Tournament
- Scored season-high 12 points vs. Eastern Kentucky
- Career-high 19 points vs. UAH/Murray State
- Career-high six assists vs. Tennessee State/Murray State
- Scored in double figures 19 times in career
- Athletic Director's Honor Roll recipient
- Majoring in biology



20

CHELSEY PERRY

Senior • F • 6-2 • Middleton, Tenn. (Middleton HS)

GP-GS	PPG	RPG	APG	SPG	BPG	MPG
17-14	22.5	7.1	2.0	1.1	1.7	30.1
FG%: .507 3FG%: .406 FT%: .827						
CAREER HIGHS	Pts: 42	Reb: 14	Asst: 6	Stl: 5	Blk: 8	Min: 44

- Averaged 13.0 points, 4.5 rebounds in OVC Tournament
- Back-to-back OVC Player of the Year | 2-time All-OVC first team
- Ranks 12th in NCAA with 22.5 ppg | Missed 8 gms with injury
- 13 OVC Player of the Week Awards | 3rd most in OVC history
- UTM-record 221 blocks | Ranks third at UTM in scoring 1,888
- Scored in double figures 84 times | 39 w/ 20+ | 12 w/ 30+
- Named to Naismith, Becky Hammon and McClain Award watch lists
- C-H 42 pts vs. Lipscomb | C-H 14 reb at Austin Peay
- Majoring in exercise science and wellness



21

MADDIE WALDROP

Senior • F • 6-2 • Murray, Ky. (Murray HS)

GP-GS	PPG	RPG	APG	SPG	BPG	MPG
24-24	9.8	6.3	2.3	0.7	1.0	29.8
FG%: .500 3FG%: .328 FT%: .714						
CAREER HIGHS	Pts: 26	Reb: 16	Asst: 6	Stl: 4	Blk: 4	Min: 41

- Named to OVC Championship All-Tournament Team
- Averaged 14.0 points, 6.7 rebounds in OVC Tournament
- Became 16th in program history in all-time scoring (1,056)
- Scored in double figures 45x | 9 w/ 20+ | 14 double-doubles
- 3rd in UTM with 800 rebounds | 22 games in double figures
- 2x Preseason All-OVC | 2020 All-OVC first team
- 3x OVC Commissioner's Honor Roll | Medal of Honor
- Majoring in mathematics

Pronunciation
Duh-my-uh

22

DAMIAH GRIFFIN

R-Junior • F • 6-0 • Memphis, Tenn. (White Station HS)

GP-GS	PPG	RPG	APG	SPG	BPG	MPG
25-0	4.3	2.0	0.6	0.6	0.2	10.1
FG%: .523 3FG%: .111 FT%: .696						
CAREER HIGHS	Pts: 25	Reb: 10	Asst: 3	Stl: 5	Blk: 2	Min: 46

- Averaged 1.3 points, 1.7 rebounds in OVC Tournament
- Scored season-high 14 points at SIUE
- Leads the team in FG% (52.3)
- Career-high 25 points and 10 rebounds vs. Louisville (19-20)
- Scored in double figures 23 times in career | 3x in 2020-21
- One career double-double | Six games with 3+ steals
- OVC Commissioner's Honor Roll | 3x AD's Honor Roll
- Majoring in exercise science and wellness

23

HAYLEY HARRISON

R-Freshman • G/F • 5-10 • Winchester, Ky. (George Rogers Clark HS)

GP-GS	PPG	RPG	APG	SPG	BPG	MPG
21-3	2.5	1.1	0.6	0.3	0.3	11.2
FG%: .381 3FG%: .389 FT%: .700						
CAREER HIGHS	Pts: 14	Reb: 4	Asst: 2	Stl: 1	Blk: 1	Min: 26

- Averaged 3.0 minutes per game in OVC Tournament
- Scored career-high 14 points (4-of-5 from 3pt) vs. SIUE
- Scored 10 points in college debut at #5 Louisville
- Redshirted 2019-20 | Did not see game (injury)
- Averaged 16.4 ppg and shot 39.4% from three as HS senior
- Named to Fall 2020 Athletic Director's Academic Honor Roll
- Majoring in graphic design

Pronunciation
Key-on-uh

31

KYANNAH GRANT

Junior • G • 5-7 • Choctaw, Miss. (Choctaw Central HS)

GP-GS	PPG	RPG	APG	SPG	BPG	MPG
22-4	3.4	1.1	1.8	0.3	0.2	15.4
FG%: .444 3FG%: .406 FT%: .765						
CAREER HIGHS	Pts: 18	Reb: 8	Asst: 9	Stl: 5	Blk: 2	Min: 46

- Averaged 1.7 points, 0.7 assists in OVC Tournament
- Tallied season-highs with 15 points, nine assists vs. SEMO
- Career-high 18 points vs. Eastern Illinois
- Scored in double figures 10 times in career | 3x in 2020-21
- Nine games with 5+ assists | Six games with 3+ steals
- One of 18 Native American Division I WBB players
- 2x OVC Commissioner's Honor Roll | 3x AD's Honor Roll
- Majoring in biology, pre-med

35

PAIGE PIPKIN

R-Junior • G • 5-7 • Henderson, Tenn. (Chester County HS)

GP-GS	PPG	RPG	APG	SPG	BPG	MPG
23-22	7.5	2.8	2.9	1.1	0.4	25.6
FG%: .411 3FG%: .408 FT%: .719						
CAREER HIGHS	Pts: 20	Reb: 7	Asst: 6	Stl: 4	Blk: 2	Min: 36

- Averaged 11.0 points, 4.3 assists in OVC Tournament
- Scored 16 points vs. Belmont in OVC finals
- Career-high 20 points - 6-of-8 from 3pt vs. Morehead St
- Scored in double figures eight times this season
- Went 766 days between games in 2018-20 | Returned vs. SEMO
- Played just three games in first three seasons due to injury
- 2x OVC Commissioner's Honor Roll | 3x AD's Honor Roll
- Majoring in sports business

44

HALEY NICHOLS

Freshman • F • 6-0 • Avon, Ind. (Avon HS)

GP-GS	PPG	RPG	APG	SPG	BPG	MPG
7-0	0.4	0.1	0.0	0.3	0.0	1.1
FG%: .500 3FG%: .000 FT%: .000						
CAREER HIGHS	Pts: 0	Reb: 0	Asst: 0	Stl: 0	Blk: 0	Min: 2

- Did not play in OVC Tournament
- Scored first career points vs. Morehead State - 3 pt
- Played career-high two minutes vs. SIUE
- Made collegiate debut against Austin Peay
- Tallied 1,125 points, 725 rebounds in high school
- Averaged 14.2 points, 9.2 rebounds as HS senior
- Named to Fall 2020 Athletic Director's Academic Honor Roll
- Majoring in biology



OVC BANDS TOGETHER TO WEAR NCAA UNITY PATCH

• This season you will see Ohio Valley Conference teams, and other teams around the country, sporting a Unity Patch on uniforms. The patch is part of a Unity Pledge and Logo approved by the NCAA's three divisional Student-Athlete Advisory Committees (SAAC) and the NCAA Board of Governors Student-Athlete Engagement Committee.

- They are symbolic gestures to continue generating stronger unity among the NCAA's 1100-plus schools and nearly 500,000 student-athletes. The logo includes three different colored hands holding one another's wrists inside a circle with "United As One" at the bottom.

QUICK HITS



BACK-TO-BACK CHAMPIONS

• UT Martin has posted its third back-to-back OVC regular season championship in 2020-21. The Skyhawks went back-to-back-to-back in 2014, 2015 and 2016 while also winning back-to-back titles in 2020 and 2021. Overall, the Skyhawks are the 22nd OVC program to win back-to-back titles in league history.

UT MARTIN IN THE POSTSEASON

• UT Martin earned its ninth postseason berth in the past 10 years with an automatic bid into the Postseason Women's NIT, joining four consecutive NCAA Tournament appearances from 2011-14 and four of WNIT qualifications in 2015, 2016, 2018 and 2020 (canceled). The Skyhawks recent success has been unprecedented after notching just one previous postseason berth in the program's Division I history coming in 1999.

HANG ANOTHER BANNER

• With a 17-2 campaign, the Skyhawks notched their seventh OVC regular season championship in program history and back-to-back league title. Overall, UT Martin has won league championships in 1998-99, 2011-12, 2013-14, 2014-15, 2015-16, 2019-20 and 2020-21.

McMILLAN WINS 10TH CAREER CHAMPIONSHIP

• UT Martin has won its 10th OVC championship under the direction of head coach Kevin McMillan with the squad's 2020-21 regular season title since assuming the position prior to the 2009-10 season. McMillan's Skyhawks have won six regular season titles (2011-12, 2013-14, 2014-15, 2015-16, 2019-20, 2020-21) and four OVC tournament crowns (2011, 2012, 2013, 2014). His 10 titles lead all active OVC coaches - men or women - by five with Murray State's men's basketball coach Matt McMahon and Belmont's women's basketball coach Bart Brooks ranking tied for second with five each.

Coch, School	Season	Tourn.	Total
Kevin McMillan, UT Martin (W)	6	4	10
Matt McMahon, Murray State (M)	3	2	5
Bart Brooks, Belmont (W)	3	2	5
Casey Alexander, Belmont (M)	2	1	3
Ray Harper, Jacksonville State (M)	0	1	1
Rekha Patterson, SEMO (W)	0	1	1

SINGLE-SEASON OVC WINS

• UT Martin finished the 2020-21 regular season with 17 (17-2) conference wins to set a new program record for a single season. The mark eclipsed the previous high of 16 set in both 2014-15 (16-0) and 2019-20 (16-2).



McMILLAN NAMED OVC COACH OF THE YEAR

• For the fourth time in his 12 seasons, UT Martin head coach Kevin McMillan was named OVC Coach of the Year after leading his program to his sixth league title. With his fourth award, he tied legendary Tennessee Tech head coach Bill Worrell for the second-most in league history and ranks as the league's active wins leader with 238 career victories.

PAIR EARNS ALL-TOURNAMENT HONORS

• The Skyhawk post duo of Dasia Young and Maddie Waldrop were named to the OVC All-Tournament team for their work over the three-game event. Young averaged 16.7 points, 9.7 rebounds and 3.3 assists for the week while Waldrop chipped in 14.0 points and 6.7 rebounds.

SKYHAWKS REACH 20 WINS

• Despite a shortened season, UT Martin posted its 11th 20-win season in program history and eighth under Kevin McMillan since 2010-11. This also marks the third straight 20-win season for the Skyhawks.

Rank	20-Win Seasons Season	Wins
1.	2013-14	24-8
2.	2018-19	23-9
	2011-12	23-9
4.	2019-20	22-9
	1972-73	22-8
	1998-99	22-9
	2014-15	22-11
8.	2015-16	21-8
	2010-11	21-11
10.	1971-72	20-8
	2020-21	20-4

UT MARTIN FROM DEEP

• UT Martin has one of the longest streaks in the nation with a made three-pointer heading into the 2020-21 season. The Skyhawks have made a three-pointer in 390 consecutive games, a streak which dates back to Feb. 3, 2009 against Austin Peay and ranks eighth nationally.

Program	Total
1. Iowa State (Feb. 1995-Pres.)	805
2. Chattanooga (Dec. 16, 1999-Pres.)	656
3. Milwaukee (2002-Pres.)	555
4. Bowling Green (Feb. 12, 2005-Pres.)	495
5. Austin Peay (2006-Pres.)	439
6. UMass (Jan. 9, 2007-Pres.)	413
7. UC Davis (2003-Pres.)	409
8. UT Martin (Feb. 3, 2009-Pres.)	390

NEW YEAR BRINGS STRONG PLAY

• Under head coach Kevin McMillan, UT Martin has posted a 170-53 record when the calendar switches to a new year over the past 12 seasons - including a 73-26 in January, 74-14 in February and 23-13 in March.



CHELSEY PERRY NAMED PLAYER OF THE YEAR

• Senior forward Chelsey Perry was named OVC Player of the Year for the second straight season after ranking amongst the nation's top offensive threats. Perry became just the ninth player in OVC history to repeat as Player of the Year and the first since UT Martin's Jasmine Newsome in 2011-13. Perry finished the regular season averaging 23.8 ppg and 7.4 rpg while tallying 27 blocks and 18 steals. She also shot 51.6 percent from the field and 81.9 percent from the free throw line. Her scoring output led the league and ranked 10th nationally despite missing parts of nine games due to injury.

DASIA YOUNG TABBED ALL-OVC FIRST TEAM

• Sophomore forward Dasia Young enjoyed a breakout season in 2020-21 - becoming only the 13th player in school history to chalk up All-OVC first team accolades. She was named OVC Player of the Week twice (Feb. 9, March 1) and ended the season with nine consecutive double-figure scoring outings down the stretch. Young went off for a trio of 20-plus point performances this season, including a career-best 30 points (on 12-of-13 shooting) in the season finale against Eastern Illinois on Feb. 27. She hauled in double-doubles against Jacksonville State (11 points, career-high 13 rebounds) and Morehead State (18 points, 12 rebounds).

ALL OVC FIRST TEAM



CHELSEY PERRY TABBED ALL-OVC FIRST TEAM

• Senior forward Chelsey Perry earned her third All-OVC honor of her career and second first team selection. Perry was limited to 15 regular season games because of an injury but still managed to score in double figures 13 times while eclipsing 20 points or more in 11 contests. She also tossed in over 30 points in three contests, scoring 32 points against both Tennessee State and Austin Peay while posting a season-high 36 points against Murray State. Her damage also came on the boards where she tallied six double-doubles.

QUICK HITS



PERRY CLIMBS PROGRAM'S SCORING LIST

• Skyhawk forward Chelsey Perry continues her climb up several program leaderboards in her senior campaign - including the all-time scoring list. With 1,888 career points, Perry needs 128 points to join Heather Butler (2,865) and Jasmine Newsome (2,566) with 2,000 points. Perry's 1,888 points rank 10th amongst the nation's active career leaders.

SKYHAWK DOUBLE-DOUBLES

• The current Skyhawk roster has combined to achieve 34 career double-doubles, led by 16 from senior Chelsey Perry.

ROAD WARRIORS

• UT Martin won seven straight games on the road to finish the season dating back to Jan. 7 against Tennessee State through Feb. 27 against Eastern Illinois. The team's road winning streak is the longest since the 2014-15 season when the Skyhawks strung together eight straight games from Jan. 3 - Feb. 25, 2015.

SKYHAWKS LEAD THE WAY

• UT Martin finished the regular season leading the OVC in several statistical categories during league play including scoring defense (56.7), field goal percentage (46.7), field goal percentage defense (35.6), three-point field goal percentage (38.3) and assists (16.9).

DEFENSE IS KEY

• A big reason for the Skyhawks success this season has been the team's effort on the defensive end. During conference play, the Skyhawks have held opponents to an average of 34.9 percent from the floor while limiting 14 teams to 40.0 percent or lower. Additionally, the Skyhawks forced 16.7 turnovers, 7.8 steals and 4.2 blocks per game during league play.

THAT 70's SHOW

• 70 has proven to be the magic number for the Skyhawks in recent history. Under the direction of head coach Kevin McMillan, UT Martin is 182-35 when eclipsing the 70-point plateau. When the Skyhawks have scored 80 points or more, they are 115-7 during the same span.

PERRY FILLS THE STAT SHEET

• In the program's 51-season history, senior forward Chelsey Perry is the first player to eclipse 1,000 points, 500 rebounds, 200 blocks, 100 steals and 100 assists in a career.



PERRY BREAKS PROGRAM BLOCK RECORD

• UT Martin senior forward Chelsey Perry continues to build upon her school career shot block record which currently sits at 223 entering the contest. Perry became the program's all-time leader on Saturday, Jan. 16 against Murray State when officially surpassing Mary Kate Long's previous mark of 203 set in 1989. She also ranks tied for fourth in OVC history with Austin Peay's Gerlonda Hardin (223) on the all-time leaderboard.

UT MARTIN CAREER BLOCKS			
Blocks	Player	Year	
1. 223	Chelsey Perry	2017-Present	
2. 203	Mary Kate Long	1985-89	
3. 155	Rickiesha Bryant	2010-13	
4. 93	Chastity Bohannon	1997-00	
5. 90	Zabrina Harris	1996-00	

OVC CAREER BLOCKS			
Blks	Player	Year	
1. 291	Sally McCabe, Belmont	2014-18	
2. 287	Brittany Pittman, Morehead State	2007-09	
3. 264	Brooke Todd, Morehead State	2014-18	
4. 223	Chelsey Perry, UT Martin	2017-P	
223	Gerlonda Hardin, Austin Peay	2000-04	

HOLDING OPPONENTS UNDER 40

• In UT Martin's Division I history, it has held its opponents to fewer than 40 points just eight times - including seven times during the Kevin McMillan Era. The Skyhawks have accomplished the feat three this season against Tennessee State, Eastern Kentucky and Morehead State.

Date	Opponent	Points
1/5/98	Middle Tennessee	32
3/4/15	vs. Eastern Illinois	35
1/20/16	at Eastern Illinois	39
1/25/20	at SIUE	39
3/4/20	vs. Murray State	33
1/7/21	at Tennessee State	39
1/21/21	at Eastern Kentucky	39
2/18/21	Morehead State	39

BASKETBALL HALL OF FAME AND WBCA NAMES PERRY TO 2021 McCLAIN AWARD TOP 10 LIST

• The Naismith Memorial Basketball Hall of Fame and the Women's Basketball Coaches Association has named Skyhawk forward Chelsey Perry as one of Top 10 candidates for the 2021 Katrina McClain Award.
 • Named for the two-time All-American and 1987 National Player of the Year Katrina McClain, the annual award in its fourth year, recognizes the top power forward in college basketball.



WALDROP JOINS 1,000 POINT CLUB

• With 6:54 to play in the third quarter against SIUE, senior forward Maddie Waldrop scored her 1,000th career point becoming just the 17th player in program history to join the decorated list. With 1,056 career points, Waldrop joins Heather Butler, Jasmine Newsome, Chelsey Perry, Mary Kate Long, Zabrina Harris, Tara Tansil-Gentry, Pat Head Summitt, Andreika Jackson, Gwen Long, Emanyne Robertson, Amy Watson, Phyllisha Mitchell, Angela Reaves, Ashia Jones, Gina Warren and Crystal Fuller on the program's all-time list.

NEW YEAR, NEW ME

• The Skyhawks have enjoyed the year 2021. Since the calendar flipped from dreaded 2020, UT Martin has boasted a 18-3 overall mark with the team's lone losses coming to No. 2 ranked Louisville, Tennessee Tech and Belmont. Included in the Skyhawks success was 10-game winning streak stretching 28 days.

SKYHAWKS WENT STREAKING

• UT Martin strung together a season-long 10-game winning streaking which spanned from Jan. 6 against Tennessee State through Feb. 4 against Jacksonville State. The streak ranked as the Skyhawks 10th winning streak of at least six games for the program since the 2010-11 season and sats as the third longest in the Kevin McMillan Era.

WINNING STREAKS UNDER McMILLAN

2014-15.....18	2012-13.....8
2011-12.....14	2017-18.....8
2020-21.....10	2019-20.....7
2013-14.....10	2013-14.....7
2015-16.....10	

CHELSEY PERRY EARNS 13TH CAREER OVC PLAYER OF THE WEEK HONOR

• For the fifth time this season and the 13th time in her career, Chelsey Perry has been named Ohio Valley Conference Player of the Week after a pair of standout performances against Eastern Kentucky and Morehead State.
 • Perry has become accustomed to earning the league's top weekly honor over the last two seasons, claiming 13 for her career. Over the last 22 weeks - dating back to last season - Perry has claimed over half of the league's player of the week honors. Perry currently sits second in school history in weekly honors behind Jasmine Newsome and third in OVC history.

OVC Player of the Week Honors	Total
1. Jasmine Newsome, UT Martin	15
2. Janet Holt, Tennessee Tech	14
3. Chelsey Perry, UT Martin	13
Ke'Shunan James, Murray State	13
5. Heather Butler, UT Martin	11

QUICK HITS



McMILLAN CAREER VICTORIES

McMILLAN CLIMBING OVC LEADERBOARD

• With a career record of 238-141, UT Martin head coach Kevin McMillan currently ranks third in total wins in Ohio Valley Conference history. McMillan also ranks first amongst active coaches.

Coch (Program)	W	L	%
1. Larry Inman (MTSU/EKU/TSU)	545	352	.606
2. Bill Worrell (TTU)	408	190	.682
3. Kevin McMillan (UTM)	238	141	.629
4. Lewis Bivens (MTSU)	182	103	.639
5. Marynell Meadors (TTU)	181	100	.730
6. Teresa Phillips (TSU)	146	155	.485
7. Ed Arnsen (SEMO)	144	155	.482
8. Brady Saltee (EIU)	136	116	.540
9. Mickey Wells (MOR)	132	70	.653
10. Chrissy Roberts (EKU)	122	166	.419

McMILLAN JOINS EXCLUSIVE GROUP AND RECEIVES WBCA VICTORY CLUB HONOR

• Skyhawk head coach Kevin McMillan joined an exclusive group back on Dec. 16, 2019 when he notched his 200th career victory against Lipscomb. McMillan became the first basketball coach in UT Martin history (men's or women's) to reach the milestone while ranking as just the sixth in OVC history to tally 200 or more career victories - joining Larry Joe Inman (545), Dave Loos (420), Bill Worrell (408), Cal Luther (319) and E.A. Diddle (296).

• The Women's Basketball Coaches Association recognized McMillan as a 2020 WBCA Victory Club honoree. The WBCA Victory Club honor is bestowed annually on each WBCA-member head coach who achieves a milestone of 200, 300, 400, 500 or more career victories.

HOME COURT ADVANTAGE

• UT Martin has tallied 265 home victories since 1995, making the friendly confines of the Elam Center a daunting place for visiting teams. During McMillan's tenure the Skyhawks have posted a 125-26 record at home since taking over as head coach, posting an .825 winning percentage. The Skyhawks have also posted a 91-12 home record against OVC foes during the same span.

UT MARTIN RECORD AT HOME UNDER McMILLAN

2018-19.....	14-1	2010-11.....	10-0
2019-20.....	13-1	2012-13.....	10-5
2011-12.....	12-1	2014-15.....	10-2
2013-14.....	11-1	2020-21.....	9-1
2015-16.....	11-1	2009-10.....	7-4
2017-18.....	11-3	2016-17.....	7-6

20 IN SELECT COMPANY

• Chelsey Perry was in highly elite company to start the season, ranking as one of just two players in the nation to score 20 points or more in every game she had played in through the first 11 games of the season.

SIX IS A SERIOUS NUMBER

• UT Martin finished a grueling six game homestand which ranked as the program's longest string of consecutive home games since the 2003-04 campaign. During that season, the Skyhawks played six games in the Elam Center over the course of 20 days. The Skyhawks topped that this season by playing six games over the course of 11 days.

SKYHAWKS MATCH UP AGAINST THE BEST

• UT Martin has never shyed away from playing some of the best teams in the country under head coach Kevin McMillan. Since taking over in 2009-10, McMillan and the Skyhawks have played 26 nationally ranked opponents. This season the Skyhawks are primed to matchup against Louisville twice (ranked No. 2 and 5).



PERRY NAMED SEMIFINALIST FOR BECKY HAMMON MID-MAJOR PLAYER OF THE YEAR AWARD

• Chelsey Perry has been named a semifinalist for the 2021 Becky Hammon Mid-Major Player of the Year Award as announced by Her Hoop Stats. Perry is one of 10 student-athletes named semifinalists representing 10 conferences.

• Perry joins a list which features Dyaisha Fair (Buffalo), limari'i Thomas (Cincinnati), Kierstan Bell (FGCU), Blanca Millan (Maine), Anastasia Hayes (Middle Tennessee), Nancy Mulkey (Rice), Hannah Sjerven (South Dakota), Myah Selland (South Dakota State) and Kionna Jeter (Towson).

ELEVEN SKYHAWK WOMEN'S BASKETBALL STUDENT-ATHLETES EARN ACADEMIC HONORS

• 11 Skyhawks garnered Athletic Director's Honor Roll status for the Fall 2020 semester, recognizing those who compile at least a 3.0 GPA. Overall, the UT Martin student-athletes posted a record-breaking 3.28 Grade Point Average for the fall term.

• Demi Burdick, Emma Davis, Kyannah Grant, Damiah Griffin, Hayley Harrison, Haley Nichols, Paige Pipkin, Seygan Robins, Maddie Waldrop and Dasia Young were each recognized for their work academically. Both Davis and Waldrop posted a perfect 4.0 GPA.

COLLEGE INSIDER MID-MAJOR TOP 25

Team	Rec.	Pts.
1. Missouri State (26)	21-2	765
2. Gonzaga (3)	23-3	740
3. FGCU (2)	26-2	710
4. South Dakota	19-5	662
5. South Dakota State	21-3	651
6. Stephen F. Austin	24-2	617
7. BYU	18-5	585
8. California Baptist	22-0	523
9. IUPUI	15-5	521
10. Maine	17-3	439
11. Belmont	20-5	430
12. UT Martin	20-5	401
13. Idaho State	22-3	377
14. Bucknell	9-1	344
15. UC Davis	13-2	325
16. Bowling Green	20-6	323
17. Ohio	14-8	319
18. Delaware	21-4	213
19. Marist	18-3	175
20. Troy	22-5	157
21. Illinois State	14-7	153
22. Central Michigan	18-8	134
23. Drake	16-11	120
24. Buffalo	15-9	75
25. Mercer	19-6	74

UT MARTIN ANALYTICAL SUMMARY

The plus/minus stat reflects how the team did while that player is on the court. If a player is a +5, it means his team outscored the opponent by five points while he was on the court. If he has a -3, then the opposing team outscored his team by three points while he was on the court.

Player	Season	Avg/Gm	Best +/- Performance
#0 - Emma Davis (0)	-	-	-
#2 - Sade' Hudson (25)	+19	+0.8	+19 vs. Morehead State (2/18)
#5 - Seygan Robins (24)	+184	+7.7	+31 at Tennessee State (1/7)
#10 - Raegan Johnson (16)	+4	+0.2	+11 vs. Morehead State (2/18)
#11 - Dasia Young (25)	+243	+9.7	+33 at Morehead State (1/23)
#13 - Demi Burdick (25)	+39	+1.6	+17 vs. Morehead State (2/18)
#14 - Zaire Hicks (12)	+16	+1.5	+13 vs. Morehead State (2/18)
#20 - Chelsey Perry (17)	+112	+6.6	+34 at Tennessee State (1/7)
#21 - Maddie Waldrop (24)	+167	+7.0	+38 at Tennessee State (1/7)
#22 - Damiah Griffin (25)	+71	+2.8	+19 vs. SIUE (1/30)
#23 - Hayley Harrison (21)	+77	+3.7	+18 vs. Morehead State (2/18)
#31 - Kyannah Grant (22)	+93	+4.2	+21 vs. SIUE (1/30)
#35 - Paige Pipkin (23)	+139	+6.0	+35 at Tennessee State (1/7)
#44 - Haley Nichols (7)	+10	+1.4	+8 vs. Morehead State (2/18)

NCAA NET RANKINGS

Team	NET	Prev
Belmont	63	63
UT Martin	69	70
Jacksonville State	131	131
Tennessee Tech	141	142
Southeast Missouri	151	150
Murray State	167	167
Austin Peay	169	169
Eastern Illinois	207	205
Eastern Kentucky	245	245
Morehead State	269	269
SIUE	307	307
Tennessee State	340	340

(as of March 15, 2021)



SKYHAWK RECORD WHEN...

Playing at home.....	9-1
Playing on the road.....	9-3
Playing on a neutral floor.....	2-1
Playing Top-25 Opponent.....	0-1
Playing day games.....	11-4
Playing night games.....	9-1
Playing in white uniforms.....	8-2
Playing in navy uniforms.....	6-1
Playing in orange uniforms.....	6-2
Leading at halftime.....	13-1
Trailing at halftime.....	6-4
Tied at halftime.....	1-0
Game decided by 1-4 points.....	3-1
Game decided by 5-9 points.....	5-2
Game decided by 10-14 points.....	3-0
Game decided by 15 points or more.....	9-2
Scoring less than 60 points.....	1-0
Scoring 60-69 points.....	10-3
Scoring 70-79 points.....	5-2
Scoring 80-89 points.....	4-0
Scoring 90-99 points.....	0-0
Scoring 100 or more points.....	0-0
Allowing less than 50 points.....	5-0
Allowing 50-59 points.....	7-0
Allowing 60-69 points.....	6-0
Allowing 70-79 points.....	2-2
Allowing 80 or more points.....	0-3
Finishing with better FG%.....	19-1
Finishing with worse FG%.....	1-4
Shooting 50% or better on FGs.....	6-1
Shooting under 50% on FGs.....	14-4
Finishing with better 3PT FG%.....	14-1
Finishing with worse 3PT FG%.....	6-3
Shooting 40% or better on 3PT FGs.....	9-0
Shooting under 40% on 3PT FGs.....	10-5
Leading in rebounds.....	13-0
Trailing in rebounds.....	6-5
Tied in rebounds.....	1-0
Leading in assists.....	19-1
Trailing in assists.....	1-3
Tied in assists.....	0-1
Leading in steals.....	11-1
Trailing in steals.....	8-3
Tied in steals.....	1-1
Leading in blocks.....	16-1
Trailing in blocks.....	2-2
Tied in blocks.....	2-2
Committing more turnovers than opponent.....	7-2
Committing fewer turnovers than opponent.....	13-2
Committing same number of turnovers.....	0-1
Winning on points in the paint.....	16-3
Losing on points in the paint.....	4-2
Scoring more bench points.....	10-0
Scoring fewer bench points.....	7-4
Scoring the same number of bench points.....	2-1
Scoring more fastbreak points.....	9-0
Scoring fewer fastbreak points.....	8-4
Scoring the same number of fastbreak points.....	3-1
A Skyhawk scores 20+ points.....	12-4
A Skyhawk scores 30+ points.....	5-0
A Skyhawk records a double-double.....	6-2
Playing in December.....	2-2
Playing in January.....	8-1
Playing in February.....	8-1
Playing in March.....	2-1

QUICK HITS

SEVEN SKYHAWKS NAMED TO OVC COMMISSIONER'S HONOR ROLL

• The Skyhawk women's basketball team featured seven players which were named to the OVC Commissioner's Honor Roll for the 2019-20 academic year with at least a 3.25 Grade Point Average. Demi Burdick, Emma Davis, Kyannah Grant, Damiah Griffin, Chelsey Perry, Paige Pipkin and Maddie Waldrop were honored.

NATIVE AMERICAN HERITAGE

• UT Martin junior guard Kyannah Grant is one of just 18 Native Americans on Division-I rosters throughout the country as populated by an independent study.

School	Players
Arkansas.....	Chelsea Dungee
Buffalo.....	Summer Hemphill
Cincinnati.....	Milan Schimmel
East Tennessee State.....	E'Lease Stafford
Green Bay.....	Hailey Oskey
Illinois.....	Aaliyah Nye
Missouri State.....	Brice Calip
Montana State.....	Kola Bad Bear
Northern Arizona.....	JJ Nakai
Oklahoma State.....	Lexy Keys
Rice.....	Katelyn Crosthwait
San Jose State.....	Analys Benally
South Dakota.....	Aspen Williston
Tulsa.....	Maddie Bittle
USC.....	Alissa Pili
UT Martin.....	Kyannah Grant
Utah State.....	Shyla Latone
Valparaiso.....	Grace White

DECORATED COACHING STAFF

• The UT Martin coaching staff boasts a ton of experience and accolades dating back to their respective playing careers. Assistant coach Jasmine Newsome (2012 & 2013) and graduate assistant Darby Maggard (2019) combined for three OVC Player of the Year awards.

• Newsome's connection to UT Martin began as a player from 2010-14 before joining McMillan's coaching staff in 2015-16. Newsome was a four-time All-OVC first team selection, two-time OVC Player of the Year and three-time OVC Defensive Player of the Year. Starting in all 131 games of her career, she became the school's first Associated Press All-American in 2013, helping lead UT Martin to its first four NCAA Tournament appearances. She ranks second in OVC history with 2,566 points while setting the Skyhawk school record with 681 career assists.

• Maggard played the role of spoiler in her college career at Belmont, defeating the Skyhawks twice to clinch NCAA Tournament berths in four straight seasons. The 2019 OVC Player of the Year was also a four-time All-OVC first team honoree and 2019 State Farm College 3-Point Championship winner. She scored 2,031 career points while becoming the only player in NCAA history to dish out over 650 assists and make over 400 three-pointers.

PAT SUMMITT COURT

• The floor in the Kathleen and Tom Elam Center is named for former Tennessee Lady Vols head coach Pat Head Summitt who played her collegiate basketball at UT Martin (1970-74) before becoming the winningest basketball coach in the NCAA with 1,098 victories and eight national championships.

SKYHAWK BIRTHDAYS

Player	Birthday
Haley Nichols	February 2, 2002
Maddie Waldrop	February 23, 1999
Seygan Robins	February 17, 1999
Dasia Young	March 3, 2001
Damiah Griffin	March 18, 1999
Emma Davis	May 25, 2000
Chelsey Perry	June 7, 1999
Hayley Harrison	July 2, 2001
Zaire Hicks	August 15, 1999
Kyannah Grant	August 25, 2000
Paige Pipkin	October 4, 1998
Raegan Johnson	October 25, 2000
Sade Hudson	November 8, 1999
Demi Burdick	December 31, 1998

KATHLEEN AND TOM ELAM CENTER

• Built in 1963, the Kathleen and Tom Elam Center was named in honor of longtime UT Board of Trustees member Col. Tom Elam and his wife, Kathleen. The Elam Center houses both the women's and men's basketball teams with all home games being played in Skyhawk Arena. In addition of Skyhawk Arena, which holds a seating capacity of approximately 4,300 seats, the Elam Center also houses both teams locker rooms, training facility and weight room.

2021 OVC BASKETBALL CHAMPIONSHIP TO RETURN TO EVANSVILLE

• For the fourth straight year, the Ohio Valley Conference Board of Presidents has awarded the 2021 OVC Women's Basketball Championship to the Ford Center in Evansville, Ind.

• The "OVC Basketball Championship Presented by Kentucky Wild" is scheduled for March 3-6 and will feature eight women's teams.

OVC AND ESPN+ STREAMING PARTNERSHIP

• For the third straight season, ESPN+ is the exclusive home for live web streamed athletic contests involving OVC schools. It offers fans thousands of additional live events, on-demand content and original programming not available on ESPN's linear TV or digital networks. ESPN+ is an integrated part of the completely redesigned ESPN App and ESPN.com.

FOLLOW THE SKYHAWKS

• The official Twitter of UT Martin Skyhawk Athletics is @UTMSports. Skyhawk women's basketball's account is @UTMartinWBB.

SKYHAWK NEWS ONLINE

• UTMSports.com is the official website for UT Martin Athletics. It is the best source for up-to-date information on the Skyhawk women's basketball team. Rosters, box scores, cumulative statistics, pre-game notes and other materials are available on the site.

SKYHAWK RADIO NETWORK

• The flagship station for Skyhawk women's basketball is Thunderbolt Broadcasting with its games broadcast on WCMT 1410 AM, 100.5 FM, 92.7 FM, 96.1 FM, 99.7 FM and 103.3 FM. Chris Brinkley is in his 21st year as coordinator of the Skyhawk Radio Network.

PRESEASON QUICK HITS



UT MARTIN MAKES HISTORY BY RECEIVING VOTE IN PRESEASON COACHES POLL

• For the first time in program history, UT Martin garnered a vote in the USA TODAY Sports Preseason Coaches Poll. While this marks the first time that the Skyhawks have garnered preseason votes in the Coaches Poll, UT Martin did receive six votes in the final rankings during the 2013-14 OVC championship season.

SKYHAWKS TABBED AS PRESEASON FAVORITES

• Fresh off an Ohio Valley Conference regular season championship, UT Martin was tabbed to repeat as champions in the annual preseason poll of the league's head coaches and sports information directors. The Skyhawks garnered 22 of the possible 24 first place votes while tallying 242 points overall.

2020-21 OVC Predicted Order of Finish

1. UT Martin (22 first-place votes) - 242

2. Belmont - 210
3. Southeast Missouri (2 first-place votes) - 206
4. Tennessee Tech - 172
5. Eastern Illinois - 157
6. Jacksonville State - 129
7. Morehead State - 119
8. Murray State - 106
9. Austin Peay - 104
10. Eastern Kentucky - 73
11. SIUE - 36
12. Tennessee State - 29

• For the seventh consecutive year, members of the league's media partners conducted its Preseason OVC Media Poll and picked the Skyhawks to win the league with 10 of 13 first place votes and 149 points overall.

2020-21 OVC Media Poll

1. UT Martin (10 first-place votes) - 149 points

2. Belmont (1) - 137
3. Southeast Missouri (2) - 132
4. Tennessee Tech - 114
5. Eastern Illinois - 105
6. Austin Peay - 85
7. Murray State - 80
8. Jacksonville State - 76
9. Morehead State - 48
10. Eastern Kentucky - 43
11. Tennessee State - 24
12. SIUE - 21



PERRY NAMED TO WOMEN'S JERSEY MIKE'S NAISMITH TROPHY WATCH LIST

• Skyhawk senior forward Chelsey Perry has been named to the 2021 Women's Jersey Mike's Naismith Trophy Watch List, announced by the Atlanta Tipoff Club. Perry is one of 50 women's players representing 11 conferences.

• The award goes to the best player in women's college basketball annually.

BASKETBALL HALL OF FAME AND WBCA NAMES PERRY TO 2021 McCLAIN AWARD WATCH LIST

• The Naismith Memorial Basketball Hall of Fame and the Women's Basketball Coaches Association has named Skyhawk forward Chelsey Perry as one of 20 watch list candidates for the 2021 Katrina McClain Award.

• Named for the two-time All-American and 1987 National Player of the Year Katrina McClain, the annual award in its fourth year, recognizes the top power forward in college basketball.

PERRY NAMED TO BECKY HAMMON MID-MAJOR PLAYER OF THE YEAR WATCH LIST

• UT Martin star Chelsey Perry has been tabbed one of 25 student-athletes named to the preseason watch list for the 2021 Becky Hammon Mid-Major Player of the Year Award presented by Her Hoop Stats.

• Perry was one of five finalists for the award last season after ranking in the top one percent in Division I usage and block rate while being in the top 10 percent in scoring efficiency.

• The Becky Hammon Award was first awarded in 2020 and goes to the top college basketball players from one of the 26 conferences deemed to be "mid-major".

PERRY NAMED PRESEASON OVC PLAYER OF THE YEAR BY BOTH LEAGUE AND MEDIA

• Senior forward Chelsey Perry swept the preseason honors by both the league's head coaches and sports information directors, along with the OVC media panel by being named the 2020 OVC Preseason Player of the Year.

• This marks just the fourth time that a Skyhawk has been tabbed as the league's Preseason Player of the Year, joining UT Martin Hall of Famers Zabrina Harris (1999-00), Heather Butler (2012-13) and Jasmine Newsome (2013-14).

PERRY GARNERS POSTSEASON ACCOLADES

- WBCA Coaches All-American Hon. Mention
- Bettye Giles Female Athlete of the Year
- TSWA Women's Basketball Player of the Year
- Becky Hammon Mid-Major Player of the Year Finalist
- WBCA Coaches' All-American Regional Finalist
- OVC Player of the Year



PERRY AND WALDROP NAMED TO PRESEASON ALL-OVC SQUADS

• The senior duo of Chelsey Perry and Maddie Waldrop were recognized by the OVC as Preseason All-OVC honorees as voted on by the league's head coaches and sports information directors.

• Perry continues to add to her stellar collegiate résumé with her third consecutive Preseason All-OVC honor. The 2020 OVC Player of the Year played and started in all 32 games for the Skyhawks last season where she averaged 23.1 points, 7.0 rebounds, 2.7 blocks, 2.0 assists and 1.6 steals per game. She ranked first nationally in field goals made (286), second in total points (740) and third in both points per game (23.1) and field goal attempts (386) while ranking 11th in blocks (86) and 17th in blocks per game (2.69). Her 740 points ranked first amongst all collegiate scorers in the state of Tennessee, earning her TSWA Women's Basketball Player of the Year honors.

• A two-time Preseason All-OVC honoree, Waldrop claimed All-OVC first team honors last season after averaging 12.7 points, 7.8 rebounds, 2.7 assists and 1.1 steals per game. She ranked amongst OVC leaders in defensive rebounds (5.9, fourth), field goal percentage (48.6, fifth), rebounding (7.8 rpg, seventh) and scoring (12.7 ppg, eighth). Waldrop scored in double figures 19 times while eclipsing 20 points or more on four occasions.

PERRY SETS RECORD FOR OVC WEEKLY HONORS

• Chelsey Perry was named OVC Player of the Week an OVC-record eight times last season. She is the first OVC player to tally eight player of the week honors in the same season, surpassing Jasmine Newsome's seven in 2012-13.

WOMEN'S NIT MEMPHIS REGIONAL

2021 POSTSEASON WOMEN'S NATIONAL INVITATION TOURNAMENT

MEMPHIS REGIONAL
MY TOWN MOVERS FIELDHOUSE | COLLIERVILLE, TN



UT Martin (20-5)

MARCH 19 | 11 AM CT

Nebraska (12-12)

GAME 1

Louisiana (16-6)

MARCH 19 | 2 PM CT

Colorado (10-10)

GAME 2

Samford (14-9)

MARCH 19 | 5 PM CT

Ole Miss (11-11)

GAME 3

Illinois State (15-7)

MARCH 19 | 8 PM CT

Tulane (17-8)

GAME 4

MARCH 20 | 5 PM CT

GAME 7

MARCH 20 | 8 PM CT

GAME 8

MARCH 22 | 7 PM CT

GAME 10

CHAMPION

ADVANCES TO SEMIFINAL ROUND

Home Team Listed on Bottom

CONSOLATION GAMES



LOSER GAME 1

GAME 5

MARCH 20 | 11 AM CT

LOSER GAME 2

MARCH 22 | 4 PM CT

GAME 9

**CONSOLATION
CHAMPION**

LOSER GAME 3

GAME 6

MARCH 20 | 2 PM CT

LOSER GAME 4

WOMENS NIT
@WOMENS NIT

BREAKING DOWN NEBRASKA



SERIES HISTORY

- Overall: 0-1
- In Martin: 0-0
- In Lincoln: 0-1
- Active Streak: NEB W1
- McMillan vs. Nebraska: 0-1
- McMillan vs. Big 10: 0-13

LAST 10 MEETINGS (0-1)

Date	Result	Score	Location
12/7/04	L	69-60	Lincoln

LAST MEETING

(in Lincoln, Neb.; Dec. 7, 2004)

UT Martin 60

##	Player	GS	MIN	FG	3PT	FT	O-B-T	PF	A	T	B	S	PTS
14	Danielle Page	*	34	5-8	4-7	2-2	0-4-4	0	3	5	0	0	16
30	Andreika Jackson	*	30	6-11	0-0	3-4	3-2-5	3	2	1	0	5	15
34	Jenny Lannom	*	28	5-9	0-0	0-0	0-2-2	4	3	1	0	1	10
32	Keva Robinson	*	33	3-10	0-3	0-0	0-0-0	0	3	1	0	1	6
40	Nicole Rivers	*	33	1-2	0-1	0-0	0-4-4	1	6	3	0	0	2
33	Deina Willingham		12	2-3	0-0	0-0	0-2-2	3	0	1	0	0	4
10	Kristin Archie		5	1-2	1-2	0-0	0-0-0	0	0	0	0	0	3
44	Crystal Fuller		12	1-2	0-0	0-0	2-2-4	2	0	3	0	1	2
22	Chandra Carey		7	1-4	0-1	0-0	0-0-0	1	0	1	0	1	2
31	Leigh Ann Davidson		6	0-1	0-1	0-0	0-4-4	2	0	1	0	0	0
TM TEAM		0	0-0	0-0	0-0	0-3-3	0	0	0	0	0	0	0
TOTALS		-	200	25-52	5-15	5-6	5-23-28	16	17	17	0	9	60

Shooting Summary	FG	3PT	FT
1st Half	46.15 %	27.27 %	0.00 %
2nd Half	50.00 %	50.00 %	83.33 %
Total	48.1 %	33.3 %	83.3 %

Nebraska 69

##	Player	GS	MIN	FG	3PT	FT	O-B-T	PF	A	T	B	S	PTS
21	HARDY, Kiera	*	29	7-13	2-7	4-4	3-3-6	1	1	3	0	3	20
33	GERHART, Jessica	*	25	4-10	1-3	0-2	2-5-7	1	0	2	0	0	9
20	JOHANSEN, Jina	*	37	2-7	0-3	0-0	0-1-1	1	8	1	0	2	4
45	AUBRY, Chelsea	*	31	2-7	0-1	0-1	0-3-3	2	0	3	0	0	4
15	DIAZ, Elena	*	22	2-4	0-0	0-0	2-4-6	2	1	1	0	0	4
11	SAMARDZISKA, Bojana		13	9-12	0-0	1-1	3-2-5	0	0	0	2	1	19
04	SPIRIC, Jelena		15	2-5	0-1	2-4	1-3-4	2	3	0	0	2	6
52	PAGE, Danielle		15	1-1	0-0	0-0	0-0-0	1	0	0	0	1	2
05	HOWELL, LaToya		13	0-0	0-0	1-2	1-2-3	2	1	4	0	2	1
TM TEAM		0	0-0	0-0	0-0	0-0-0	0	0	0	0	0	0	0
TOTALS		-	200	29-59	3-15	8-14	12-23-35	12	14	14	2	11	69

Shooting Summary	FG	3PT	FT
1st Half	54.55 %	9.09 %	71.43 %
2nd Half	42.31 %	50.00 %	42.86 %
Total	46.2 %	36.8 %	68.8 %

Score by Periods

	1st	2nd	Total
UT Martin	27	33	60
Nebraska	42	27	69



NEBRASKA SEASON STATISTICS

Game Records

Record	Overall	Home	Away	Neutral
ALL GAMES	12-12	8-3	3-8	1-1
CONFERENCE	9-10	6-3	3-7	0-0
NON-CONFERENCE	3-2	2-0	0-1	1-1

Score by Periods

Team	1st	2nd	3rd	4th	OT	TOT
Nebraska	379	418	420	448	0	1665
Opponents	425	405	419	452	0	1701

Team Box Score

No.	Player	GP-GS	MIN	AVG	FG-FGA	FG%	3FG-FGA	3FG%	FT-FTA	FT%	OFF	DEF	TOT	AVG	PF	DQ	A	TO	BLK	STL	PTS	AVG
4	HAIBY, Sam	24-24	818:05	34.1	132-346	.382	38-98	.388	114-141	.809	47	119	166	6.9	58	0	108	80	5	29	416	17.3
34	BOURNE, Isabelle	20-19	612:55	30.6	111-248	.448	19-56	.339	36-68	.529	44	111	155	7.8	42	1	46	50	19	11	277	13.9
31	CAIN, Kate	24-24	714:42	29.8	106-184	.576	0-0	.000	39-54	.722	34	122	156	6.5	61	1	34	21	70	7	251	10.5
2	BRADY, Trinity	2-2	48:39	24.3	6-12	.500	3-5	.600	2-4	.500	1	9	10	5.0	5	0	1	2	0	4	17	8.5
0	SCOGGIN, Ashley	24-24	755:14	31.5	70-175	.400	42-106	.396	22-27	.815	2	51	53	2.2	40	1	54	60	0	16	204	8.5
14	CRAVENS, Bella	21-16	514:20	24.5	54-121	.446	0-6	.000	23-34	.676	38	114	152	7.2	54	0	28	45	22	12	131	6.2
21	STEWART, Annika	24-0	312:53	13.0	55-116	.474	25-58	.431	12-15	.800	15	54	69	2.9	39	0	16	19	10	5	147	6.1
1	HELMS, Makenzie	2-0	26:46	13.4	3-6	.500	0-1	.000	4-4	1.000	1	3	4	2.0	6	0	3	4	0	0	10	5.0
11	PORTER, Ruby	21-11	419:41	20.0	36-123	.293	19-72	.264	8-10	.800	10	36	46	2.2	27	0	29	20	2	7	99	4.7
10	BROWN, Whitney	24-0	371:34	15.5	25-66	.379	16-43	.372	5-8	.625	13	17	30	1.3	25	0	26	10	1	13	71	3.0
32	COLEY, Kendall	10-0	69:20	6.9	7-20	.350	6-16	.375	0-2	.000	3	7	10	1.0	8	0	5	2	2	1	20	2.0
5	CAYTON, MiCole	12-0	134:53	11.2	4-22	.182	2-15	.133	12-19	.632	5	3	8	0.7	12	0	12	12	0	6	22	1.8
Team											32	57	89					19				
Total		24	4799		609-1439	.423	170-476	.357	277-386	.718	245	703	948	39.5	377	3	362	344	131	111	1665	69.4
Opponents		24	4800		623-1607	.388	172-537	.320	283-415	.682	335	621	956	39.8	392	10	355	246	66	192	1701	70.9

Team Statistics

	NEBR	OPP
Scoring	1665	1701
Points per game	69.4	70.9
Scoring margin	-1.5	-
Field goals-att	609-1439	623-1607
Field goal pct	.423	.388
3 point fg-att	170-476	172-537
3-point FG pct	.357	.320
3-pt FG made per game	7.1	7.2
Free throws-att	277-386	283-415
Free throw pct	.718	.682
F-Throws made per game	11.5	11.8
Rebounds	948	956
Rebounds per game	39.5	39.8
Rebounding margin	-0.3	-
Assists	362	355
Assists per game	15.1	14.8
Turnovers	344	246
Turnovers per game	14.3	10.3
Turnover margin	-4.1	-
Assist/turnover ratio	1.1	1.4
Steals	111	192
Steals per game	4.6	8.0
Blocks	131	66
Blocks per game	5.5	2.8
Winning streak	0	-
Home win streak	1	-
Attendance	40	825
Home games-Avg/Game	11.4	11.75
Neutral site-Avg/Game	-	2.0

Team Results

Date	Opponent	Score	Att.
12/04/2020	Oral Roberts	W 90-61	20
12/06/2020	Idaho St.	W 64-51	20
12/10/2020	Illinois	W 78-72	0
12/14/2020	at Creighton	L 62-78	159
12/20/2020	at Indiana	L 45-81	0
12/23/2020	at Purdue	L 72-83	161
12/31/2020	Northwestern	W 65-63	0
01/03/2021	Rutgers	W 53-50	0
01/07/2021	at Michigan	L 62-64	29
01/10/2021	at Michigan St.	W 68-64	0
01/16/2021	Ohio St.	W 63-55	0
01/19/2021	Minnesota	L 71-76	0
01/25/2021	at Illinois	W 57-53	0
01/28/2021	Wisconsin	W 84-68	0
02/04/2021	at Penn St.	L 74-85	175
02/07/2021	at Rutgers	L 62-78	0
02/11/2021	Iowa	L 81-88	0
02/14/2021	Maryland	L 73-95	0
02/17/2021	at Northwestern	W 71-64	0
02/21/2021	Penn St.	W 87-72	0
02/24/2021	at Minnesota	L 63-73	0
03/06/2021	at Iowa	L 75-83	301
03/10/2021	vs Minnesota	W 72-61	0
03/11/2021	vs Maryland	L 73-83	0



NEBRASKA CORNHUSKER ROSTER

No.	Name	Pos.	Ht.	Class	Hometown / Previous School
0	Ashley Scoggin	G	5-7	R-So.	Dallas, Ore. / Salt Lake City CC
2	Trinity Brady	G	5-11	So.	Indianapolis, Ind. / Hamilton Heights Christian Aca.
4	Sam Haiby	G	5-9	Jr.	Moorhead, Minn. / Moorhead
5	MiCole Cayton	G	5-9	Jr.	Stockton, Calif. / California
10	Whitney Brown	G	5-8	Fr.	Grand Island, Neb. / Grand Island Northwest
11	Ruby Porter	G	5-10	Fr.	Adelaide, Australia / Adelaide Lightning
14	Bella Cravens	F	6-3	Jr.	Laie, Hawaii / Eastern Washington
21	Annika Stewart	F	6-3	Fr.	Minneapolis, Minn. / Wayzata
24	Nailah Dillard	G	5-9	So.	Sacramento, Calif. / Texas Tech
31	Kate Cain	C	6-5	Sr.	Middletown, N.Y. / Pine Bush
32	Kendall Coley	F/G	6-2	Fr.	Minneapolis, Minn. / St. Louis Park
34	Isabelle Bourne	F	6-2	So.	Canberra, Australia / Australian Institute of Sport

Head Coach: Amy Williams (Nebraska, 1998), 5th season

OHIO VALLEY CONFERENCE



OVC WEEKLY AWARDS

OVC PLAYER OF THE WEEK

Date	Player	Team
Dec. 1	Abby Wahl	Eastern Illinois
Dec. 8	Abby Wahl	Eastern Illinois
Dec. 15	Chelsey Perry	UT Martin
Dec. 22	Chelsey Perry	UT Martin
Jan. 5	Sophie Bussard	Southeast Missouri
Jan. 12	Chelsey Perry	UT Martin
Jan. 19	Chelsey Perry	UT Martin
Jan. 26	Chelsey Perry	UT Martin
Feb. 2	Tesia Thompson	Southeast Missouri
Feb. 9	Dasia Young	UT Martin
Feb. 16	Tesia Thompson	Southeast Missouri
Feb. 23	Katelyn Young	Murray State
March 1	Dasia Young	UT Martin

OVC NEWCOMER OF THE WEEK

Date	Player	Team
Dec. 1	Gabby Crawford	Morehead State
Dec. 8	Imari Martin	Jacksonville State
Dec. 15	Seygan Robins	UT Martin
	Anna Jones	Tennessee Tech
Dec. 22	Jayla Johnson	Eastern Kentucky
Jan. 5	Imari Martin	Jacksonville State
Jan. 12	Gabby Crawford	Morehead State
Jan. 19	Tyler Moore	Morehead State
Jan. 26	Anna Jones	Belmont
Feb. 2	Anna Jones	Belmont
Feb. 9	Jayla Johnson	Eastern Kentucky
Feb. 16	Jayla Johnson	Eastern Kentucky
Feb. 23	Seygan Robins	UT Martin
	Gabby Crawford	Morehead State
March 1	Gabby Crawford	Morehead State

OVC FRESHMAN OF THE WEEK

Date	Player	Team
Dec. 1	Katelyn Young	Murray State
Dec. 8	Katelyn Young	Murray State
Dec. 15	Katelyn Young	Murray State
Dec. 22	Katelyn Young	Murray State
Jan. 5	Kennedy Davis	Tennessee State
Jan. 12	Kendall Winger	Eastern Kentucky
Jan. 19	Katelyn Young	Murray State
Jan. 26	Katelyn Young	Murray State
	Destinee Wells	Belmont
Feb. 2	Alice Recanati	Eastern Kentucky
Feb. 9	Destinee Wells	Belmont
Feb. 16	Destinee Wells	Belmont
Feb. 23	Katelyn Young	Murray State
March 1	Destinee Wells	Belmont



OVC STANDINGS

SCHOOL	OVC	PCT.	STREAK	OVERALL	PCT.	HOME	AWAY	NEUTRAL	STREAK
UT Martin	17-2	0.895	W6	20-5	0.800	9-1	9-3	2-1	L1
Belmont	14-3	0.824	W7	20-5	0.800	7-3	10-2	3-0	W10
Southeast Missouri	13-7	0.650	W1	15-11	0.577	9-5	6-5	0-1	L1
Jacksonville State	12-7	0.632	W1	15-9	0.625	11-1	4-7	0-1	L1
Tennessee Tech	12-8	0.600	L1	15-10	0.600	9-3	5-6	1-1	L1
Murray State	12-8	0.600	W4	16-11	0.593	8-4	7-6	1-1	L1
Austin Peay	10-8	0.556	L2	12-11	0.522	6-5	6-5	0-1	L3
Eastern Illinois	9-11	0.450	L1	11-15	0.423	7-6	4-8	0-1	L2
Eastern Kentucky	8-12	0.400	W1	9-15	0.375	4-6	5-9	0-0	W1
Morehead State	6-13	0.316	L1	7-16	0.304	5-7	2-9	0-0	L1
SIUE	3-17	0.150	L8	6-19	0.240	4-9	2-10	0-0	L8
Tennessee State	0-20	0.000	L20	0-22	0.000	0-11	0-11	0-0	L22



OVC SCHEDULE AT A GLANCE

NCAA Tournament - Monday, March 22

#12 Belmont vs #5 Gonzaga	ESPN2	4 p.m.
---------------------------	-------	--------

Women's NIT - Friday, March 19

UT Martin vs. Nebraska	FloHoops	11 a.m.
------------------------	----------	---------



PRESEASON HONORS

Predicted Order of Finish

1.	UT Martin (22)	242
2.	Belmont	210
3.	Southeast Missouri (2)	206
4.	Tennessee Tech	172
5.	Eastern Illinois	157
6.	Jacksonville State	129
7.	Morehead State	119
8.	Murray State	106
9.	Austin Peay	104
10.	Eastern Kentucky	73
11.	SIUE	36
12.	Tennessee State	29

Preseason All-OVC Team

F	Chelsey Perry, UT Martin	Sr.
G	Tesia Thompson, Southeast Missouri	Sr.
F	Maddie Waldrop, UT Martin	Sr.
G	Karle Pace, Eastern Illinois	Sr.
G	Macey Turley, Murray State	Jr.
G	Kesha Brady, Tennessee Tech	Sr.
G	Lariah Washington, Eastern Illinois	So.
F/G	Alexis Burpo, Murray State	Jr.
G	Ariel Kirkwood, Morehead State	So.
G	Jamilyn Kinney, Belmont	Jr.
G	Taylor Hawks, Jacksonville State	Sr.



OVC STATISTICAL LEADERS

SCORING









Rk.	Name	GP	FG	3FG	FT	PTS	PPG
1.	PERRY, Chelsey-UTM	15	128	24	77	357	23.8
2.	THOMPSON, Tesia-SEMO	23	153	12	112	430	18.7
3.	TURLEY, Macey-MUR	25	136	56	110	438	17.5
4.	WELLS, Destinee-BEL	20	113	29	80	335	16.8
5.	WRISTER, Andreana-TSU	22	118	48	34	318	14.5
6.	JOHNSON, Yamia-JSU	23	113	52	54	332	14.4
7.	YOUNG, Katelyn-MUR	25	134	5	84	357	14.3
8.	WAHL, Abby-EIU	24	134	11	63	342	14.3
9.	WASHINGTON, Lariah-EIU	25	124	23	84	355	14.2
10.	JOHNSON, Jayla-EKU	20	106	13	45	270	13.5





REBOUNDING

Rk.	Name	GP	OFF	DEF	TOT	RPG
1.	YOUNG, Katelyn-MUR	25	68	169	237	9.5
2.	CRAWFORD, Gabby-MOR	23	64	135	199	8.7
3.	SAINE, LaTrese-SEMO	25	71	145	216	8.6
4.	THOMPSON, Tesia-SEMO	23	75	120	195	8.5
5.	PERRY, Chelsey-UTM	15	24	87	111	7.4
	WAHL, Abby-EIU	24	71	106	177	7.4
7.	DAY, Jessie-JSU	23	38	124	162	7.0
8.	WRIGHTSELL, Jaden-TSU	21	62	83	145	6.9
9.	KIRKWOOD, Ariel-MOR	23	56	101	157	6.8
10.	WALDROP, Maddie-UTM	21	23	109	132	6.3



ASSISTS

Rk.	Name	GP	NO.	APG
1.	ARTHOFER, Kira-EIU	25	116	4.6
2.	WELLS, Destinee-BEL	20	90	4.5
3.	GUINN, Jada-TTU	23	87	3.8
4.	RECANATI, Alice-EKU	24	90	3.8
5.	ROBINS, Seygan-UTM	21	74	3.5
6.	SCOTT, Roshala-SEMO	25	87	3.5
7.	TURLEY, Macey-MUR	25	84	3.4
8.	HAWKS, TAYLOR-JSU	23	71	3.1
9.	PACE, Karle-EIU	21	63	3.0
10.	KINNEY, Jamilyn-BEL	22	63	2.9

	#1 UT MARTIN	65
• WEDNESDAY, MARCH 3 1 P.M.		
	#8 EASTERN ILLINOIS	56
• THURSDAY, MARCH 4 3:30 P.M.		
	#4 JACKSONVILLE STATE	64
	#5 TENNESSEE TECH	79
• THURSDAY, MARCH 4 3:30 P.M.		
	#3 SOUTHEAST MISSOURI	64
	#6 MURRAY STATE	67
• FRIDAY, MARCH 5 1 P.M.		
	#2 BELMONT	54
• WEDNESDAY, MARCH 3 3:30 P.M.		
	#7 AUSTIN PEAY	50

	#1 UT MARTIN	69
• FRIDAY, MARCH 5 1 P.M.		
	#5 TENNESSEE TECH	56
• FRIDAY, MARCH 5 3:30 P.M.		
	#6 MURRAY STATE	49
	#2 BELMONT	67

OVC BASKETBALL CHAMPIONSHIP

	#1 UT MARTIN	75
• SATURDAY, MARCH 6 2 P.M.		
	#2 BELMONT	83

FINALS

Ford Center
Evansville, Ind.



POSTSEASON HONORS

OVC PLAYER OF THE YEAR
Chelsey Perry, UT Martin

OVC FRESHMAN OF THE YEAR
Destinee Wells, Belmont

OVC DEFENSIVE PLAYER OF THE YEAR
LaTrese Saine, Southeast Missouri

OVC COACH OF THE YEAR
Kevin McMillan, UT Martin

ALL-OVC FIRST TEAM
Chelsey Perry, UT Martin
Tesia Thompson, Southeast Missouri
Macey Turley, Murray State
Destinee Wells, Belmont
Katelyn Young, Murray State
Yamia Johnson, Jacksonville State
Abby Wahl, Eastern Illinois
Dasia Young, UT Martin
LaTrese Saine, Southeast Missouri
Conley Chinn, Belmont

ALL-OVC SECOND TEAM
Lariah Washington, Eastern Illinois
Jayla Johnson, Eastern Kentucky
Anna Jones, Tennessee Tech
Jordan Brock, Tennessee Tech
Kesha Brady, Tennessee Tech

OVC ALL-NEWCOMER TEAM
Destinee Wells, Belmont
Katelyn Young, Murray State
Anna Jones, Tennessee Tech
Jayla Johnson, Eastern Kentucky
Gabby Crawford, Morehead State



CHAMPIONSHIP HISTORY

1995 OVC Tournament		
Municipal Auditorium Nashville, Tenn.		
3/4/95	vs. Eastern Kentucky	L, 80-76
1998 OVC Tournament		
Kathleen and Tom Elam Center Martin, Tenn.		
2/24/98	vs. Tennessee State	W, 80-75
Nashville Arena Nashville, Tenn.		
2/28/98	vs. Tennessee State	W, 69-53
3/1/98	vs. Middle Tennessee	L, 59-58
1999 OVC Tournament		
Kathleen and Tom Elam Center Martin, Tenn.		
2/23/99	vs. Eastern Kentucky	W, 102-87
Nashville Arena Nashville, Tenn.		
2/26/99	vs. Tennessee State	W, 69-67
2/27/99	vs. Tennessee Tech	L, 86-83
2000 OVC Tournament		
Dunn Center Clarksville, Tenn.		
2/29/00	at Austin Peay	L, 90-60
2001 OVC Tournament		
Kathleen and Tom Elam Center Martin, Tenn.		
2/27/01	vs. Southeast Missouri	W, 68-63
Gaylord Entertainment Center Nashville, Tenn.		
3/2/01	vs. Tennessee Tech	L, 100-70
2002 OVC Tournament		
Johnson Arena Morehead, Ky.		
2/26/02	at Morehead State	L, 90-66
2003 OVC Tournament		
Kathleen and Tom Elam Center Martin, Tenn.		
3/4/03	vs. Morehead State	W, 80-75
Gaylord Entertainment Center Nashville, Tenn.		
3/7/03	vs. Austin Peay	L, 73-58
2004 OVC Tournament		
Eblen Center Cookeville, Tenn.		
3/2/04	at Tennessee Tech	L, 76-60
2005 OVC Tournament		
Eblen Center Cookeville, Tenn.		
3/1/05	at Tennessee Tech	L, 70-51
2007 OVC Tournament		
Kathleen and Tom Elam Center Martin, Tenn.		
2/27/07	vs. Morehead State	W, 61-57
Gaylord Entertainment Center Nashville, Tenn.		
3/2/07	vs. Murray State	L, 66-65 (OT)
2010 OVC Tournament		
Kathleen and Tom Elam Center Martin, Tenn.		
3/2/10	vs. Eastern Kentucky	W, 51-47
Bridgestone Arena Nashville, Tenn.		
3/5/10	vs. Eastern Illinois	L, 65-51

2011 OVC Tournament		
Municipal Auditorium Nashville, Tenn.		
3/4/11	vs. Morehead State	W, 79-69
3/5/11	vs. Tennessee Tech	W, 82-76
2012 OVC Tournament		
Municipal Auditorium Nashville, Tenn.		
3/2/12	vs. Murray State	W, 102-77
3/3/12	vs. Tennessee Tech	W, 82-65
2013 OVC Tournament		
Municipal Auditorium Nashville, Tenn.		
3/7/13	vs. Eastern Kentucky	W, 78-63
3/8/13	vs. Eastern Illinois	W, 71-69
3/9/13	vs. Tennessee Tech	W, 87-80 (OT)
2014 OVC Tournament		
Municipal Auditorium Nashville, Tenn.		
3/7/14	vs. Eastern Kentucky	W, 97-45
3/8/14	vs. Belmont	W, 78-66
2015 OVC Tournament		
Municipal Auditorium Nashville, Tenn.		
3/4/15	vs. Eastern Illinois	W, 68-35
3/6/15	vs. Belmont	W, 71-65
3/7/15	vs. Tennessee State	L, 64-60 (OT)
2016 OVC Tournament		
Municipal Auditorium Nashville, Tenn.		
3/2/16	vs. Murray State	L, 78-76
2017 OVC Tournament		
Municipal Auditorium Nashville, Tenn.		
3/2/17	vs. Austin Peay	W, 59-43
3/3/17	vs. Belmont	L, 83-62
2018 OVC Tournament		
Ford Center Evansville, Ind.		
2/28/18	vs. Southeast Missouri	W, 63-60
3/2/18	vs. SIUE	W, 69-67
3/3/18	vs. No. 22 Belmont	L, 63-56 (OT)
2019 OVC Tournament		
Ford Center Evansville, Ind.		
3/7/19	vs. Murray State	W, 77-56
3/8/19	vs. Morehead State	W, 68-58
3/9/19	vs. Belmont	L, 59-53
2020 OVC Tournament		
Ford Center Evansville, Ind.		
3/4/20	vs. Murray State	W, 88-33
3/6/20	vs. Eastern Illinois	W, 63-52
3/7/20	vs. Southeast Missouri	L, 67-47
2021 OVC Tournament		
Ford Center Evansville, Ind.		
3/3/21	vs. Eastern Illinois	W, 65-56
3/5/21	vs. Tennessee Tech	W, 69-56
3/6/21	vs. Belmont	L, 83-75



GET TO KNOW McMILLAN

EDUCATION

- Undergraduate: Rhodes College, 1989
- Masters: Middle Tennessee, 2007

PLAYING CAREER HIGHLIGHTS

- Began career at Wake Forrest in 1985
- Played three years at Rhodes College, 86-89
- 1988 SCAC Player of the Year
- Three-time SCAC All-Conference Selection
- Ranked No. 9 all-time Rhodes (1,372 pts)

CAREER HISTORY

UT MARTIN (2009-PRESENT)

- Head Coach
- 238-141 in 12 seasons
- Went to four consecutive NCAA Tournaments
- Posted seven 20-win seasons
- Four-time OVC Coach of the Year
- Won six OVC season championships
- Won four OVC Tournament championships
- Led team to nine postseason berths

GIBSON COUNTY HS (2007-09)

- Head Coach
- 62-6 record in two seasons
- Won state championship in 2008-09

MIDDLE TENNESSEE (2005-07)

- Assistant Coach
- Went to back-to-back NCAA Tournaments

WESTVIEW HS (1997-2005)

- Head Coach
- 196-73 record in eight seasons

MILLINGTON CENTRAL HS (1990-97)

- Head Coach
- 177-47 in seven seasons

CHAMPIONSHIPS

OVC CHAMPIONSHIP

- 2012, 2014, 2015, 2016, 2020, 2021

OVC TOURNAMENT CHAMPIONSHIP

- 2011, 2012, 2013, 2014

COACHING HONORS

- 2009-10 OVC Coach of the Year
- 2010-11 TSWA Women's Coach of the Year
- 2014-15 OVC Coach of the Year
- 2015-16 OVC Coach of the Year
- 2020-21 OVC Coach of the Year



BY THE NUMBERS

- **Overall:** 238-141 (.630)
- **OVC Play:** 160-45 (.780) | **Non-OVC:** 78-96
- **Home:** 125-26 | **Away:** 90-97 | **Neutral:** 23-18
- **Conference Championships:** Six (12, 14, 15, 16, 20, 21)
- **Postseason:** 22-15 | **NCAA:** 0-4 | **WNIT:** 1-3



McMILLAN AT A GLANCE

In his 12 seasons as a NCAA Division I head coach, Kevin McMillan has racked up **238** total wins to serve as the OVC's active leader,

238

10

McMillan has led the Skyhawks to **10** OVC championships in his 12 seasons - including six regular season and four tournament crowns.

McMillan has led the Skyhawks to the postseason **nine** times in 12 seasons - including four consecutive NCAA Tournaments from 2010-14.

9



HEAD COACH KEVIN McMILLAN



YEAR-BY-YEAR HEAD COACHING RECORD

YEAR	OVERALL	OVC	FINISH	POSTSEASON
2009-10	11-19 .366	8-10 .444	4th	-
2010-11	21-11 .656	14-4 .777	2nd	NCAA Tournament First Round
2011-12	23-9 .719	15-1 .938	1st	NCAA Tournament First Round
2012-13	19-15 .559	11-5 .688	4th	NCAA Tournament First Round
2013-14	24-8 .750	15-1 .938	1st	NCAA Tournament First Round
2014-15	22-11 .667	16-0 1.000	1st	WNIT First Round
2015-16	22-10 .688	14-2 .875	1st	WNIT Second Round
2016-17	12-19 .387	8-8 .500	4th	-
2017-18	19-15 .559	13-5 .722	2nd	WNIT First Round
2018-19	23-9 .718	13-5 .722	2nd	-
2019-20	22-10 .688	16-2 .888	1st	WNIT Qualifier ^(Canceled)
2020-21	20-5 .800	17-2 .898	1st	WNIT Memphis Regional
OVERALL	238-141 .628	160-45 .780		Eight Postseason Appearances

The eighth head coach in UT Martin women's basketball history, Kevin McMillan is in his 12th year at the helm of the Skyhawk program as the school's all-time wins leader with 238 career victories.

Overall, the Skyhawks have won 10 Ohio Valley Conference titles during his 12 seasons at UT Martin - including six regular season titles and four tournament crowns. The Skyhawks reached the postseason in six consecutive seasons and nine seasons overall while reaching the NCAA Tournament in 2011, 2012, 2013 and 2014 while earning a bid to the Women's NIT in 2015, 2016, 2018, 2020 (canceled) and 2021. Additionally, the program has recorded eight 20-win seasons in the past 11 years with the Skyhawks posting a 238-141 record under McMillan, including a 160-45 mark in conference play. His 238 victories rank as the third-highest win total in OVC history, as he accounts for four OVC Coach of the Year awards.

Off the court, McMillan's teams have exceeded the average NCAA Academic Progress Rate in each of his 12 seasons. He has produced two OVC Scholar-Athletes (the highest individual honor in the league) and has graduated 100 percent of his student-athletes who have completed their eligibility in his Skyhawk tenure.

The Skyhawks posted their sixth league title in program history in 2019-20 after posting a 22-10 overall record while going 16-2 in league action. UT Martin would receive a berth into the Women's NIT after falling in the OVC Basketball Championship finals but the postseason event would be canceled because of COVID-19. In a season in which injuries plagued the roster, the Skyhawks continually rose to the occasions with its 10th 20-win season in program history while featuring a pair of All-OVC first-team performers in Chelsey Perry and Maddie Waldrop.

Perry dominated postseason honors by being named WBCA Coaches' All-American honorable mention, a finalist for the Becky Hammon Mid-Major Player of the Year and OVC Player of the Year selection after ranking first nationally in field goal made (286), second in total points (740) and third in both points per game (23.1) and field goal attempts (386). Meanwhile, Waldrop earned her first All-OVC honor after ranking amongst OVC leaders in defensive rebounds (5.9, fourth), field goal percentage (48.6, fifth), rebounding (7.8 rpg, seventh) and scoring (12.7 ppg, eighth).

Despite having one of the youngest teams in the country on a program which featured just one senior on the roster, the Skyhawks still managed to meet program expectations throughout the 2018-19 season. The Skyhawks would post a 23-9 overall mark while finishing tied for second in the league standings with a record of 13-5. The team's 23 wins tied for the most wins in program history while appearing in the OVC Basketball Championship title contest for the seventh time in the last nine seasons. Highlighting the season was the emergence of senior Emanye Robertson who put the finishing touches on her career with an All-OVC first team and OVC Defense Player of the Year selection. Meanwhile, sophomore Chelsey Perry earned All-OVC second team honors while freshman Brittini Moore was selected to the OVC All-Newcomer squad.

McMillan saw the Skyhawks return to the postseason for the seventh time in his tenure in 2017-18 with another appearance in the Women's NIT. The Skyhawks would ultimately post a 19-15 overall mark while notching a 13-5 mark in league play to earn the No. 2 seed in the OVC Basketball Championship - where the squad advanced to the tournament finals before falling to No. 22 ranked Belmont in overtime. With the league's automatic bid to the Women's NIT, the Skyhawks would travel to Indiana where they fell to the eventual tournament champions.

Faced with one of the youngest rosters in the nation – boasting just four returners and an abundance of key injuries – the Skyhawks' 2016-17 campaign was a year of highs and lows. UT Martin would post a 12-19 overall record while finishing 8-8 in league play – earning the No. 4 seed in the OVC Basketball Championship before ultimately falling in the tournament semifinals. While the season failed to meet expectations, the squad found growth as three Skyhawks earned All-OVC honors. Spray highlighted the season by becoming just the program's third OVC Freshman of the Year while joining Feldhaus and Mason on the All-OVC second team.

The Skyhawks found success once again during the 2015-16 season, notching the program's eighth 20-win season after finishing with a 22-10 overall record and a 14-2 league mark despite playing with just seven healthy scholarship players for much of the year. The Skyhawks notched their third consecutive regular season title, ranking as the third program in conference history and first since 1993. After winning the season championship, the Skyhawks clinched their sixth straight postseason berth, earning a berth in the Women's NIT where they advanced to the second round before falling to Western Kentucky after defeating Memphis – notching the program's first postseason victory since 1999. With the squad's success, McMillan notched his second straight OVC Coach of the Year award – marking just the second time in league history that a coach has won the award in back-to-back seasons.

The 2014-15 season kept with the theme of several program firsts within McMillan's tenure while the squad's 22-11 overall record marked the program's seventh 20-win season. UT Martin notched yet another piece of OVC history after becoming just the sixth team in league history to finish the conference season with an unblemished record and just the second to finish 16-0. With the perfect conference record, the Skyhawks clinched their third OVC season title in the last four years while posting a league record of 46-2 during the stretch. The season also served as the fifth consecutive postseason appearance for the Skyhawks after earning an invitation to the Women's National Invitational Tournament against Ole Miss.

McMillan's 2013-14 squad recorded its sixth OVC championship during a four-year period with both a regular season and tournament championship. The McMillan led Skyhawks set new program records in victories with 24, while setting a new single season scoring record with 2,681 points en route to receiving the program's first votes in the USA TODAY Sports Top 25 Coaches' Poll and a near upset in the NCAA Tournament against No. 7 North Carolina.

The Skyhawks were led by the play of two premier senior guards in Heather Butler and Jasmine Newsome. Butler finished her career as UT Martin and the OVC's all-time leading scorer with 2,865 career points after being named the league's Player of the Year. Butler finished tied for 16th on the NCAA's all-time scoring list while scoring in double figures every game of her career, spanning 129 games and ranking fifth all-time. She also left the Skyhawks as the best three-point shooter in NCAA history after tying the career three-pointers record with 392.

Joining Butler with postseason accolades was the highly decorated Newsome. Newsome notched her third OVC Defensive Player of the Year honor while finishing her Skyhawk career as the school and league's second all-time leading scorer – second to Butler – with 2,566 career points. The two-time OVC Player of the Year was also named All-Mid Major Player of the Year and Mid Major All-American by College Sports Madness.

In his fourth year, the Skyhawks notched their third consecutive OVC Tournament championship during the 2012-13 season, downing No. 2 seed Tennessee Tech 87-80 in overtime on March 9, 2013. With the victory, UT Martin would advance to their third straight trip to the NCAA Tournament, to take on the Notre Dame Fighting Irish. The Skyhawks suffered a 97-64 setback to the eventual National Championship runner-up despite Butler scoring a tournament-best 37 points in the contest.

In 2011-12, McMillan's Skyhawks captured their second OVC Tournament championship in program history, downing No. 3 seed Tennessee Tech 82-65 on March 5. With the victory, UT Martin advanced to make its second consecutive NCAA Tournament appearance, traveling to the Horizon Center in Rosemont, Ill., to take on the Tennessee Lady Vols. The Skyhawks suffered a 72-49 setback to the hands of alumnus Pat Head Summitt.

Consisting of a roster of mostly West Tennessee players, the Skyhawks went 23-9 with a 15-1 OVC mark despite having a relatively young roster which featured just one senior. The 23-win season was the second consecutive 20-win slate for the Skyhawks while also leading the nation in scoring with 80.1 points per game. The Skyhawks were also the nation's top team in assist-to-turnover ratio (1.43) and sixth in assists (17.7 apg).

The 2010-11 season laid the foundation for the future, as three different Skyhawks combined to win an OVC Record 13 Freshmen of the Week honors along with the OVC Team Sportsmanship Award. McMillan's guided the team to a second place finish during the regular season before winning the program's first OVC Tournament title. With the title, the Skyhawks earned its first berth in the NCAA Tournament and played at Cameron Indoor Arena against the Duke Blue Devils.

The Skyhawks went 21-11 with a 14-4 OVC mark in 2010-11 despite having a roster that was the youngest team in America (only two years of Division-I experience heading into the season). The 20-win season was the first since 1998-99 and fourth 20-win campaign in program history.

McMillan's first season at UT Martin was a transformation in every sense of the work as he took over a program that had just finished 2-27 and went winless in conference play. Under his direction the Skyhawks finished the 2010-11 season with an overall record 11-19 while making the program's first OVC Tournament appearance since 2006-07. McMillan took his team all the way to the semifinals of the tournament along with being named OVC Coach of the Year and TSWA Women's Co-Head Coach of the Year.

Prior to being named head coach of the Skyhawks on June 15, 2009, McMillan posted a decorated career as a high school coach within the state of Tennessee. Through his 17 years in the prep ranks, the accumulated a record of 435-126 while winning one state championships and sporting six state tournament appearances. He has had coaching stints at Gibson County High School in Dyer (2007-09), Westview High School in Martin (1997-2005) and Millington High School in Millington (1990-97). McMillan was twice named the Jackson Sun's West Tennessee Coach of the Year in 2003 and 2009, while being tabbed district Coach of the Year 10 times. He also spent two seasons as an assistant coach at Middle Tennessee State.

McMillan played basketball at Wake Forest for one season (1985) before transferring to Rhodes College to finish out his career from 1986-89. At Rhodes, he was a three-time all-conference selection and in 1988 was named the Southern Collegiate Athletic Conference Player of the Year. In only three seasons, he scored 1,372 career points and still ranks ninth all-time at Rhodes for career points scored.

McMillan received his bachelor's degree in math and business in 1989 from Rhodes, then completed his master's in health and human performance at Middle Tennessee in 2007. He has two sons, Matt and Ben, along with one daughter, Alli.

McMILLAN VS. ALL OPPONENTS

Air Force	2-0	Miami (Ohio)	2-0
Alabama	2-1	Mississippi State	0-1
Alabama Huntsville	2-0	Mississippi Valley State	2-0
Arizona	0-1	Missouri	0-5
Arkansas	0-1	Morehead State	10-7
Arkansas State	4-3	Murray State	24-4
Austin Peay	20-5	North Carolina	0-1
Baylor	0-1	North Carolina A&T	1-1
Belmont	10-10	North Dakota	1-0
Central Arkansas	1-1	Northern Kentucky	0-1
Cincinnati	2-0	Northwestern	0-4
Chattanooga	2-4	Notre Dame	0-1
Christian Brothers	1-0	Ole Miss	0-1
Colorado	0-1	Ohio	0-1
Dayton	0-1	Ohio State	0-1
DePaul	0-1	Oral Roberts	0-1
Duke	0-1	Pepperdine	0-1
Eastern Illinois	21-8	Purdue	0-3
Eastern Kentucky	17-2	Quinnipiac	1-0
Eastern Washington	0-1	Rhodes College	1-0
Evansville	6-1	Saint Louis	2-1
Florida State	0-1	Saint Mary's	0-1
Georgia State	1-1	Samford	4-2
Gonzaga	0-2	SIUE	15-6
Hawaii	0-1	Southeast Missouri	21-3
Houston Baptist	1-0	Southern Illinois	6-3
Illinois	0-2	Southern Mississippi	2-0
Illinois State	1-1	Stanford	0-1
Indiana	0-2	Tennessee	0-1
Indiana State	1-3	Tennessee State	14-3
Iowa	0-1	Tennessee Tech	13-4
IUPUI	1-1	UAB	0-1
Jacksonville State	14-3	Vanderbilt	0-4
Kentucky	0-2	Western Carolina	2-0
Lamar	0-1	Western Kentucky	0-1
Lipscomb	2-0	Winthrop	1-0
Louisville	0-11		
Marshall	0-1	Total	238-141
Memphis	1-2		

McMILLAN'S RECORD WHEN...

Home Record:	125-26
Road Record:	90-97
Neutral:	23-18
OVC Overall:	160-45
OVC Home:	92-12
OVC Road:	68-33
Ranked opponents:	0-26
Top 10 opponents:	0-12
Leading at half:	189-29
Trailing at half:	43-109
Tied at half:	7-3
UTM outshoots opponent:	190-17
Opponent outshoots UTM:	45-123
UTM shoots more free throws:	162-42
Opponent shoots more free throws:	69-90
UTM shoots the same amount of free throws:	5-8
UTM outrebounds opponent:	119-14
Opponent outrebounds UTM:	114-119
UTM causes more turnovers:	190-55
Opponents causes more turnovers:	42-69
UTM ties in turnovers:	60-14
Nonconference tournaments:	2-10
OVC Tournament:	21-8
NCAA Tournament:	0-4
WNIT:	1-3
Record in November:	31-38
Record in December:	33-46
Record in January:	73-26
Record in February:	74-15
Record in March:	24-14
Games decided by less than five points:	37-39
Games decided by 6-10 points:	49-30
Games decided by 11-20 points:	68-34
Games decided by 20+ points:	84-17
UTM scores 59 or less points:	8-59
UTM scores 60-69 points:	46-48
UTM scores 70-79 points:	69-29
UTM scores 80-89 points:	72-7
UTM scores 90-99 points:	27-0
UTM scores 100+ points:	16-0
Overtime record:	4-10
Record after a loss:	75-53
Longest winning streak:	18 games (2014-15)
Longest losing streak:	6 games (2009/2017)

TEAM GAME HIGHS AND LOWS

	UT MARTIN		OPPONENT	
	HIGH	LOW	HIGH	LOW
• Points	81 vs. Eastern Kentucky (2/20)	56 at Austin Peay (2/12)	96 at #2 Louisville (1/5)	39, 3x, vs. Morehead State (2/18)
• First Quarter Points	26 at Tennessee State (1/7)	9, 2x, at Austin Peay (2/12)	26 at Eastern Illinois (2/27)	4 vs. Morehead State (2/18)
• Second Quarter Points	25 at Morehead State (1/23)	11, 3x, vs. Belmont (1/26)	28 at #2 Louisville (1/5)	7, 2x, at Murray State (2/13)
• First-Half Points	41 vs. Southeast Missouri (2/1)	23, 2x, at Austin Peay (2/12)	49 at #2 Louisville (1/5)	16 at Southeast Missouri (12/18)
• Third Quarter Points	27 vs. SIUE (1/30)	12 at Austin Peay (2/12)	29 at #2 Louisville (1/5)	0 vs. Jacksonville State (2/4)
• Fourth Quarter Points	31 vs. Belmont (3/6)	12 at Samford (12/8)	32 vs. Tennessee Tech (2/6)	4 at Eastern Illinois (2/27)
• Second-Half Points	49, 2x, vs. Belmont (3/6)	32 vs. Eastern Illinois (1/28)	49 vs. Tennessee Tech (2/6)	14 at Eastern Kentucky (1/21)
• Field Goals Made	32 vs. SIUE (1/30)	18 at Austin Peay (2/12)	33 at #2 Louisville (1/5)	13 at Tennessee State (1/7)
• Field Goal Att.	69 at Jacksonville State (12/30)	42 at Austin Peay (2/12)	69 at #5 Louisville (12/6)	50 at Morehead State (1/23)
• Field Goal %	56.4 at Samford (12/8)	39.1 at Jacksonville State (12/30)	50.9 at Jacksonville State (12/30)	25.0 at Tennessee State (1/7)
• 3-PT Field Goals Made	13 vs. Eastern Kentucky (2/20)	1 at Austin Peay (2/12)	14 vs. Belmont (1/26)	1 at Eastern Kentucky (1/21)
• 3-PT Field Goal Att.	26 at Tennessee State (1/7)	5 at Austin Peay (2/12)	36 vs. Belmont (1/26)	15, 3x, vs. SIUE (1/30)
• 3-PT Field Goal %	58.8 vs. SIUE (1/30)	20.0 at Austin Peay (2/12)	50.0 at #2 Louisville (1/5)	5.3 at Eastern Kentucky (1/21)
• FT Made	21, 2x, vs. Eastern Illinois (3/3)	6, 2x, at Murray State (2/13)	20 at #5 Louisville (12/6)	5, 2x, vs. Eastern Illinois (1/28)
• FT Attempts	27 vs. Austin Peay (1/14)	11 at Samford (12/8)	29 at #5 Louisville (12/6)	7, 2x, at Austin Peay (2/12)
• FT Percentage	93.8 at SIUE (2/25)	54.5 at Samford (12/8)	100.0 at Austin Peay (2/12)	39.1 at SIUE (2/25)
• Offensive Rebounds	16 at Tennessee State (1/7)	3 at #5 Louisville (12/6)	19 at Southeast Missouri (12/18)	8 at Morehead State (1/23)
• Defensive Rebounds	34 vs. SIUE (1/30)	21 vs. Eastern Illinois (1/28)	32 at Jacksonville State (12/30)	15 at Austin Peay (2/12)
• Total Rebounds	41 at Tennessee State (1/7)	25 vs. Eastern Illinois (1/28)	43 at #5 Louisville (12/6)	29, 2x, at Austin Peay (2/12)
• Assists	23 vs. Belmont (3/6)	7 at Austin Peay (2/12)	18 vs. Belmont (3/6)	6, 3x, vs. Morehead State (2/18)
• Steals	10, 4x, vs. Belmont (3/6)	3, 2x, at #2 Louisville (1/5)	11 vs. Southeast Missouri (2/1)	3, 2x, at Morehead State (1/23)
• Blocked Shots	11 at Morehead State (1/23)	0 vs. Southeast Missouri (2/1)	5, 4x, vs. Belmont (3/6)	0, 2x, last vs. Austin Peay (1/14)
• Turnovers	23 at Austin Peay (2/12)	8, 2x, at Murray State (2/13)	23, 2x, at Eastern Kentucky (1/21)	9 at #5 Louisville (12/6)
• Fouls	23 at SIUE (2/25)	12 at Tennessee State (1/7)	26 at #5 Louisville (12/6)	8 at Murray State (2/13)

INDIVIDUAL GAME HIGHS

	UT MARTIN	OPPONENT
• Points	36, Chelsey Perry vs. Murray State (1/16)	32, Destinee Wells vs. Belmont (3/6)
• Field Goals Made	14, 2x, last by Chelsey Perry vs. Murray State (1/16)	10, 2x, Destinee Wells vs. Belmont (3/6)
• Field Goals Attempted	31, Chelsey Perry vs. Murray State (1/16)	18, 2x, last by Andreana Wrister at Tennessee State (1/7)
• 3-Point FGs Made	6, Seygan Robins at Tennessee State (1/7)	6, Dana Evans at #2 Louisville (1/5)
• 3-Point FGs Att.	10, Chelsey Perry vs. Eastern Illinois (1/28)	10, 4x, Conley Chinn vs. Belmont (3/6)
• Free Throws Made	16, Dasia Young vs. Eastern Illinois (3/3)	8, Destinee Wells vs. Belmont (3/6)
• Free Throws Att.	18, 2x, last by Dasia Young vs. Eastern Illinois (3/3)	8, 2x, Destinee Wells vs. Belmont (3/6)
• Offensive Rebounds	6, Chelsey Perry at Jacksonville State (12/30)	6, 2x, last by Tesia Thompson at Southeast Missouri (12/18)
• Defensive Rebounds	10, Dasia Young vs. Jacksonville State (2/4)	7, 3x, last by Griffin/Hawks at Jacksonville State (12/30)
• Total Rebounds	13, 2x, last by Dasia Young vs. Jacksonville State (2/4)	13, Annie Ramil at Samford (12/8)
• Assists	9, Kyannah Grant vs. Southeast Missouri (2/1)	7, Destinee Wells vs. Belmont (3/6)
• Steals	4, 6x, last by Maddie Waldrop vs. Belmont (3/6)	7, Terri Smith vs. Southeast Missouri (2/1)
• Blocked Shots	6, Chelsey Perry at Morehead State (1/23)	4, Madison Bartley vs. Belmont (3/6)
• Turnovers	7, 2x, last by Seygan Robins vs. Murray State (1/16)	7, Jada Guinn vs. Tennessee Tech (2/6)
• Minutes Played	40, 5x, last by Dasia Young at Austin Peay (2/12)	38, Conley Chinn vs. Belmont (3/6)



MISCELLANEOUS STATS

Double-Figure Scoring Games

Player	17-18	18-19	19-20	20-21	Career
Chelsey Perry	20	19	30	15	84
Maddie Waldrop	5	10	19	12	46
Dasia Young	-	-	8	16	24
Damiah Griffin	-	12	8	3	23
Zaire Hicks	3	14	1	1	19
Kyannah Grant	-	2	5	3	10
Paige Pipkin	-	0	-	8	8
Sade' Hudson	-	2	3	2	7
Seygan Robins	-	-	-	7	7
Demi Burdick	0	2	2	1	5
Hayley Harrison	-	-	-	2	2
Emma Davis	-	2	0	-	2

20-Point Scoring Games

Player	17-18	18-19	19-20	20-21	Career
Chelsey Perry	4	4	20	11	39
Maddie Waldrop	0	3	4	2	9
Dasia Young	-	-	0	4	4
Damiah Griffin	-	0	1	-	1
Paige Pipkin	-	0	-	1	1

30-Point Scoring Games

Player	17-18	18-19	19-20	20-21	Career
Chelsey Perry	0	0	9	3	12
Dasia Young	-	-	0	1	1

Double-Figure Rebounding Games

Player	17-18	18-19	19-20	20-21	Career
Maddie Waldrop	3	7	8	4	22
Chelsey Perry	3	3	7	7	19
Dasia Young	-	-	0	3	3
Damiah Griffin	-	0	1	-	1

Double-Doubles

Player	17-18	18-19	19-20	20-21	Career
Chelsey Perry	1	3	6	6	16
Maddie Waldrop	1	3	7	3	14
Dasia Young	-	-	0	3	3
Damiah Griffin	-	0	1	-	1

5+ Assist Games

Player	17-18	18-19	19-20	20-21	Career
Kyannah Grant	-	0	8	1	9
Maddie Waldrop	0	1	6	2	9
Paige Pipkin	-	0	-	5	5
Seygan Robins	-	-	-	5	5
Zaire Hicks	0	4	0	-	4
Chelsey Perry	0	0	2	1	3
Dasia Young	-	-	2	-	2
Demi Burdick	0	0	1	1	2

3+ Steal Games

Player	17-18	18-19	19-20	20-21	Career
Chelsey Perry	4	3	8	2	17
Zaire Hicks	2	6	1	-	9
Sade' Hudson	-	4	2	1	7
Damiah Griffin	-	3	3	-	6
Kyannah Grant	-	1	5	-	6
Seygan Robins	-	-	-	4	4
Maddie Waldrop	0	1	2	1	4
Demi Burdick	0	0	1	1	2
Paige Pipkin	-	0	-	1	1
Dasia Young	-	-	0	1	1

3+ Block Games

Player	17-18	18-19	19-20	20-21	Career
Chelsey Perry	5	12	16	3	26
Maddie Waldrop	1	1	2	4	8
Demi Burdick	0	1	0	2	3
Dasia Young	-	-	0	1	1



GAME-BY-GAME STARTERS

Date	Opponent	G	G	F	F	F	Record
Dec. 6	at #5 Louisville	Robins	Harrison	Young	Perry	Waldrop	0-1
Dec. 8	at Samford	Robins	Harrison	Young	Perry	Waldrop	1-1
Dec. 18	at Southeast Missouri*	Robins	Harrison	Young	Perry	Waldrop	2-1, 1-0
Dec. 30	at Jacksonville State*	Robins	Pipkin	Young	Perry	Waldrop	2-2, 1-1
Jan. 5	at #2 Louisville	Robins	Pipkin	Young	Perry	Waldrop	2-3, 1-1
Jan. 7	at Tennessee State*	Robins	Pipkin	Young	Perry	Waldrop	3-3, 2-1
Jan. 14	AUSTIN PEAY*	Robins	Pipkin	Young	Perry	Waldrop	4-3, 3-1
Jan. 16	MURRAY STATE*	Robins	Pipkin	Young	Perry	Waldrop	5-3, 4-1
Jan. 21	at Eastern Kentucky*	Robins	Pipkin	Young	Perry	Waldrop	6-3, 5-1
Jan. 23	at Morehead State*	Robins	Pipkin	Young	Perry	Waldrop	7-3, 6-1
Jan. 26	BELMONT*	Robins	Pipkin	Young	Perry	Waldrop	8-3, 7-1
Jan. 28	EASTERN ILLINOIS*	Robins	Pipkin	Young	Perry	Waldrop	9-3, 8-1
Jan. 30	SIUE*	Robins	Pipkin	Young	Perry	Waldrop	10-3, 9-1
Feb. 1	SOUTHEAST MISSOURI*	Grant	Robins	Pipkin	Young	Waldrop	11-3, 10-1
Feb. 4	JACKSONVILLE STATE*	Grant	Robins	Pipkin	Young	Waldrop	12-3, 11-1
Feb. 6	TENNESSEE TECH*	Grant	Robins	Pipkin	Young	Waldrop	12-4, 11-2
Feb. 11	at Austin Peay*	Grant	Hudson	Pipkin	Young	Waldrop	13-4, 12-2
Feb. 13	at Murray State*	Robins	Hudson	Pipkin	Young	Waldrop	14-4, 13-2
Feb. 18	MOREHEAD STATE*	Robins	Hudson	Pipkin	Young	Perry	15-4, 14-2
Feb. 20	EASTERN KENTUCKY*	Robins	Hudson	Pipkin	Young	Waldrop	16-4, 15-2
Feb. 25	at SIUE*	Robins	Hudson	Pipkin	Young	Waldrop	17-4, 16-2
Feb. 27	at Eastern Illinois*	Robins	Hudson	Pipkin	Young	Waldrop	18-4, 17-2
March 3	vs. Eastern Illinois#	Robins	Hudson	Pipkin	Young	Waldrop	19-4, 17-2
March 5	vs. Tennessee Tech#	Robins	Hudson	Pipkin	Young	Waldrop	20-4, 17-2
March 6	vs. Belmont#	Robins	Hudson	Pipkin	Young	Waldrop	20-5, 17-2



GAME-BY-GAME LEADERS

Date	Opponent	Points	Rebounds	Assists	Steals	Blocks
Dec. 6	at #5 Louisville	Perry (26)	Waldrop (8)	Robins (4)	3 Tied	Perry (2)
Dec. 8	at Samford	Perry (31)	Perry (11)	Robins (6)	Perry (3)	Perry (2)
Dec. 18	at Southeast Missouri*	Perry (28)	Young (9)	Robins (4)	6 Tied (1)	Young (1)
Dec. 30	at Jacksonville State*	Perry (23)	Perry (10)	Robins (4)	Pipkin (4)	Burdick/Hicks (1)
Jan. 5	at #2 Louisville	Perry (26)	Perry (10)	Pipkin (2)	3 Tied (1)	3 Tied (1)
Jan. 7	at Tennessee State*	Perry (32)	Perry (7)	Pipkin (5)	Perry (4)	Harrison (2)
Jan. 14	AUSTIN PEAY*	Perry (32)	Perry (11)	3 Tied (3)	Robins (2)	Perry (2)
Jan. 16	MURRAY STATE*	Perry (36)	Perry (11)	4 Tied (3)	Pipkin (2)	Perry (4)
Jan. 21	at Eastern Kentucky*	Perry (22)	Perry (8)	Robins/Waldrop (5)	3 Tied (2)	Perry (2)
Jan. 23	at Morehead State*	Perry (28)	Perry (11)	Robins (4)	Perry/Burdick (2)	Perry (6)
Jan. 26	BELMONT*	Perry (24)	Waldrop (10)	4 Tied (4)	6 Tied (1)	Perry (4)
Jan. 28	EASTERN ILLINOIS*	Perry (19)	Perry/Pipkin (6)	Robins (6)	Young (4)	Perry (1)
Jan. 30	SIUE*	Harrison (14)	Waldrop (13)	Robins/Waldrop (4)	Young/Hudson (2)	Grant (2)
Feb. 1	SOUTHEAST MISSOURI*	Young (25)	Young/Griffin (6)	Grant (9)	Robins (4)	None
Feb. 4	JACKSONVILLE STATE*	3 Tied (11)	Young (13)	Waldrop (3)	Robins (4)	Waldrop (4)
Feb. 6	TENNESSEE TECH*	Waldrop (22)	Young (9)	Robins (5)	Robins (3)	Waldrop/Burdick (2)
Feb. 11	at Austin Peay*	Young (16)	Young/Burdick (7)	Hudson (2)	Griffin (2)	Waldrop (2)
Feb. 13	at Murray State*	Perry (18)	Waldrop (8)	Hudson/Burdick (3)	Young (2)	Waldrop (3)
Feb. 18	MOREHEAD STATE*	Pipkin (20)	Young (12)	Hudson (3)	Hudson (4)	Burdick (4)
Feb. 20	EASTERN KENTUCKY*	Robins (18)	Waldrop (11)	Pipkin (6)	3 Tied (2)	Waldrop (4)
Feb. 25	at SIUE*	Waldrop (19)	Waldrop (10)	Waldrop (4)	Burdick (3)	2 Tied (1)
Feb. 27	at Eastern Illinois*	Young (30)	Waldrop (5)	Pipkin (5)	Young (3)	Burdick (5)
March 3	vs. Eastern Illinois#	Young (24)	Young (11)	Pipkin (6)	Pipkin (2)	4 Tied (1)
March 5	vs. Tennessee Tech#	Waldrop (19)	Young (9)	Pipkin (5)	Robins (3)	Young (4)
March 6	vs. Belmont#	Young (19)	Young (9)	3 Tied (5)	Waldrop (4)	Burdick (2)



LEADS AND DEFICITS

Date	Opponent	Largest Lead	Largest Deficit	Scoring Margin	Time Led	Time Trailing	Ties/Lead Changes	Result
Dec. 6	at #5 Louisville	3	21	-18	4:37	32:39	10/2	L, 85-67
Dec. 8	at Samford	13	9	+8	22:17	16:23	2/1	W, 75-67
Dec. 18	at Southeast Missouri*	12	0	+3	37:37	0:00	1/0	W, 61-58
Dec. 30	at Jacksonville State*	9	19	-5	13:23	24:05	4/1	L, 72-67
Jan. 5	at #2 Louisville	2	37	-35	1:53	37:18	1/3	L, 96-61
Jan. 7	at Tennessee State*	42	0	+41	39:13	0:00	0/0	W, 80-39
Jan. 14	AUSTIN PEAY*	22	1	+16	38:31	0:59	1/4	W, 69-53
Jan. 16	MURRAY STATE*	8	8	+7	15:50	19:15	7/8	W, 78-71
Jan. 21	at Eastern Kentucky*	26	4	+26	34:15	0:32	3/2	W, 65-39
Jan. 23	at Morehead State*	21	4	+17	32:56	5:08	2/6	W, 80-63
Jan. 26	BELMONT*	9	9	+3	14:11	22:59	6/12	W, 66-63
Jan. 28	EASTERN ILLINOIS*	22	6	+20	30:02	7:31	1/1	W, 70-50
Jan. 30	SIUE*	36	4	+34	36:05	1:51	2/3	W, 79-45
Feb. 1	SOUTHEAST MISSOURI*	12	10	+10	14:22	23:05	3/5	W, 80-70
Feb. 4	JACKSONVILLE STATE*	25	4	+14	24:58	8:00	5/5	W, 60-46
Feb. 6	TENNESSEE TECH*	12	6	-4	29:26	5:16	5/4	L, 77-73
Feb. 11	at Austin Peay*	9	3	+5	31:05	6:57	3/4	W, 56-51
Feb. 13	at Murray State*	4	13	+2	4:03	35:19	2/7	W, 67-65
Feb. 18	MOREHEAD STATE*	38	0	+38	39:31	0:00	0/0	W, 77-39
Feb. 20	EASTERN KENTUCKY*	21	6	+19	25:08	13:26	4/5	W, 81-62
Feb. 25	at SIUE*	20	11	+16	24:14	12:44	3/3	W, 68-52
Feb. 27	at Eastern Illinois*	6	18	+6	2:13	36:12	3/2	W, 69-63
March 3	vs. Eastern Illinois#	13	4	+9	33:40	2:49	4/1	W, 65-56
March 5	vs. Tennessee Tech#	13	1	+13	39:00	0:38	1/4	W, 69-56
March 6	vs. Belmont#	0	19	-8	0:00	39:18	1/0	L, 83-75

LAST TIME IT HAPPENED

SCORING

UTM Scored..	
70-79 points	75 vs. Belmont (3/6/21)*
80-89 points	81 vs. Eastern Kentucky (2/20/21)
90-99 points	98 vs. Murray State (1/16/20)
100+ points	110 vs. Mississippi Valley State (12/29/18)
Fewer than 40 points	39 at Purdue (11/20/11)

A UTM player had...	
20-29 points	Dasia Young (24) vs. Eastern Illinois (3/3/21)*
30+ points	Dasia Young (30) at Eastern Illinois (2/27/21)
40+ points	Chelsey Perry (42) vs. Lipscomb (12/16/19)

Two UT Martin players had...	
20+ points	Perry (28)/Young (22) at Morehead State (1/23/21)
25+ points	Jones (29) & Ward (26) at Tennessee Tech (1/15/15)
30+ points	Newsome (36) and Butler (35) vs. Tennessee Tech (1/20/14)

UTM had...double-figures scorers	
Four	Young (19), Perry (16), Pipkin (16) and Waldrop (11) vs. Belmont (3/6/21)*
Five	Robins (18), Waldrop (12), Hicks (12), Young (11) and Pipkin (10) vs. Eastern Kentucky (2/20/21)
Six	Taylor (23), Robertson (16), Mason (14), Feldhaus (13), Spray (11) and Eubank (11) vs. Jacksonville State (12/29/16)
Seven	Perry (15), Robertson (15), Hicks (14), Davis (11), Hudson (11), Waldrop (10) and Griffin (10) vs. Mississippi Valley State (12/29/18)

UTM had...players score at least 20 points	
Two	Perry (28)/Young (22) at Morehead State (1/23/21)
Three	Butler (33), Newsome (24), Jones (20) at Murray State (1/4/14)

DOUBLE-DOUBLES

A UTM player...	
Had a double-double	Dasia Young (24p, 11r) vs. Eastern Illinois (3/3/21)*
Two UTM players w/double-double	Chelsey Perry (28p, 14r) and Maddie Waldrop (22p, 13r) at Austin Peay (1/4/20)

SHOOTING

UTM Shot...	
50-59% FG	50.9 percent (28-55) vs. Tennessee Tech (2/6/21)
60% FG or better	60.5 percent (32-53) at Chattanooga (12/2/17)
Less than 30% FG	23.3 percent (10-43) vs. Pepperdine (11/22/14)

A UTM player...	
Made 5-7 3-pointers	Seygan Robins (6) vs. Eastern Kentucky (2/20/21)
8+ 3-pointers	Kendall Spray (8) vs. Murray State (2/3/18)

A UTM team...	
Made 10+ 3-pointers	13 vs. Eastern Kentucky (2/20/21)
Made 15+ 3-pointers	17 at Missouri (12/17/16)
Did not make a 3-pointer	at Austin Peay (2/3/09)

A UTM player...	
Made 10+ FTs in a game	Dasia Young (16) vs. Eastern Illinois (3/3/21)*
Made 12+ FTs in a game	Dasia Young (16) vs. Eastern Illinois (3/3/21)*
Made 15+ FTs in a game	Dasia Young (16) vs. Eastern Illinois (3/3/21)*

UT Martin as a team...	
Made 25+ FTs in a game	26 (32) vs. Jacksonville State (2/8/20)
Made 30+ FTs in a game	31 (38) vs. SIUE (1/25/14)
Attempted 25FTs in a game	31 (21) vs. Morehead State (2/18/21)
Attempted more than 30 FTs	31 (21) vs. Morehead State (2/18/21)

REBOUNDING

A UTM player had...	
10-14 rebounds	Dasia Young (11) vs. Eastern Illinois (3/3/21)*
15-19 rebounds	Maddie Waldrop (16) vs. Tennessee State (3/2/19)
20+ rebounds	None
Two UTM Players w/ 10+ Rebs	Perry (14)/Waldrop (13) at Austin Peay (1/4/20)
2-straight 10+ rebound games	Chelsey Perry vs Austin Peay (1/14/21)
.....	vs. Murray State (1/16/21)
2-straight 14+ rebound games	Ashia Jones at SIUE (14 on 2/8/14),
.....	at Southeast Missouri (15 on 2/15/14)

A UTM team had...	
40+ rebounds	44 vs. Morehead State (2/18/21)
50+ rebounds	56 vs. Mississippi Valley State (12/29/18)
15+ off. rebounds	16 at Tennessee State (1/7/21)
20+ off. rebounds	23 at Murray State (1/2/20)
25+ off. rebounds	28 vs. Christian Brothers (11/19/18)

ASSISTS

A UTM player had...	
5-9 assists	Seygan Robins/Chelsey Perry/Demi Burdick vs. Belmont (3/6/21)*
10+ assists	Tamiah Stanford (10) vs. Murray State (3/4/20)

As a team UT Martin...	
Had 15-19 assists	17 vs. Tennessee Tech (3/5/21)*
20-24 assists	23 vs. Belmont (3/6/21)*
25+ assists	26 vs. Murray State (3/4/20)

BLOCKS

A UTM players...	
Had 3+ blocks	Dasia Young (4) vs. Tennessee Tech (3/5/21)*
Had 5+ blocks	Demi Burdick (5) at Eastern Illinois (2/27/21)

As a team UT Martin...	
Had 5+ blocks	5 vs. Belmont (3/6/21)*
Had 10+ blocks	10 vs. Tennessee Tech (3/5/21)*

STEALS

A UTM player had...	
5-9 steals	Tamiah Stanford (5) at Morehead State (2/1/20)
10+ steals	Ashia Jones (11) at Miami (12/15/14) *UTM Record

As a team UT Martin...	
10-14 steals	10 vs. Belmont (3/6/21)*
15+ steals	15 vs. No. 6 Louisville (12/19/19)

MISCELLANEOUS

A UTM team...	
Played an OT game	L, 71-63 vs. No. 6 Louisville (12/19/19)
Played a 2OT game	L, 71-63 vs. No. 6 Louisville (12/19/19)

A UTM Player...	
Buzzer-beater	Ashton Feldhaus vs. SIUE (1/21/17)
To force OT	Janekia Mason at Jacksonville State (1/25/18)
Buzzer-beating 3-pointer	Taylor Hall vs. Eastern Illinois (2/11/12)
3-pointer to force OT	Janekia Mason at Jacksonville State (1/25/18)
Game-winner <2 secs	Chelsey Perry (1.1) at Murray State (2/13/21)
Free Throw With <5 secs	Chelsey Perry (0.4) vs. SIUE* (3/2/18)
Four-point play	Kendall Spray at Murray State (1/28/17)

* Occurred during the OVC Tournament

RECORD BOOK AT A GLANCE

SINGLE-GAME TEAM RECORDS

Most Points

116 vs. Austin Peay (3/1/14)

Most Field Goals Made

50 vs. Trevecca (1976-77)

Most Field Goals Attempted

97, 36 made, vs. Jacksonville State (1/6/90)

Most 3-Point Field Goals Made

18, of 43, at Southern Miss (11/16/11)

18, of 35, vs. North Dakota (11/14/16)

Most 3-Point Field Goals Attempted

47, 17 made, at Morehead State (1/7/16)

Most Free Throws Made

39, of 55, vs. Troy State (1/13/86)

Most Free Throws Attempted

55, 39 made, vs. Troy State (1/13/86)

55, 37 made, at Eastern Kentucky (12/3/98)

Most Rebounds

63 vs. Bethel (12/7/91)

Most Assists

31 vs. Morehead State (1/10/15)

Most Blocks

12 vs. Mississippi Valley State (12/29/18)

12 vs. SIUE (2/9/13)

Most Forced Turnovers

36 at Southern Illinois (12/23/13)

Most Steals

28 vs. Bethel (12/14/90)

SINGLE-GAME INDIVIDUAL RECORDS

Most Points:

44, Ashia Jones at Murray State (1/31/15)

44, Heather Butler vs. Austin Peay (3/1/14)

44, Heather Butler at Eastern Kentucky (2/3/14)

44, Jasmine Newsome vs. Quinnipiac (11/16/13)

Most Field Goals Made

18, Angela Reaves vs. Delta State (1982-83)

Most Field Goals Attempted

34, Heather Butler vs. Baylor (11/17/12)

Best Field Goal Percentage

12-12, Chastity Bohannon vs. Tennessee St (2/24/98)

10-10, Andreika Jackson vs. Eastern Illinois (2/11/06)

Most 3-Point Field Goals Made

11-of-18, Kendall Spray vs. Rhodes (12/7/17)

Most 3-Point Field Goals Attempted

19, Jaclissa Haislip at Murray State (1/29/11)

Most Free Throws Made

16, Dasia Young vs. Eastern Illinois (3/3/21)

16, Jasmine Newsome vs. Quinnipiac (11/16/13)

16, Jasmine Newsome at Tennessee St (1/2/12)

16, Tessa Fields vs Evansville (11/13/98)

Most Free Throws Attempted

20, Jasmine Newsome at Tennessee St (1/2/12)

Most Rebounds

27, Mary Kate Long vs. West Georgia (1/17/87)

Most Assists

14, Jasmine Newsome vs. Austin Peay (3/1/14)

Most Blocks

8, Chelsey Perry vs. IUPUI (11/25/19)

8, Rickiesha Bryant vs. Murray State (2/23/13)

8, Mary Kate Long vs. Lambuth (11/21/86)

Most Steals

11, Ashia Jones at Miami (Ohio) (12/15/14)

SINGLE-SEASON RECORDS

Most Points

772, Ashia Jones (2014-15)

Most Field Goals Made

287 of 548, Ashia Jones (2014-15)

Most Field Goals Attempted

704, 264 made, Heather Butler (2012-13)

Best Field Goal Percentage

64.2, (129-201), Rickiesha Bryant (2012-13)

Most 3-Point Field Goals Made

125 of 294, Kendall Spray (2017-18)

Most 3-Point Field Goals Attempted

319, 105 made, Heather Butler (2012-13)

Most Free Throws Made

198 of 261, Ashia Jones (2014-15)

Most Free Throws Attempted

261, 198 made, Ashia Jones (2014-15)

Most Rebounds

372, Phyllisha Mitchell (2005-09)

Most Assists

193, Jasmine Newsome (2011-12)

Most Blocks

87, Rickiesha Bryant (2012-13)

Most Steals

156, Gwen Long (1989-90)

CAREER RECORDS

Most Points

2,865, Heather Butler (2010-14)

Most Field Goals Made

958 of 2,417, Heather Butler (2010-14)

Most Field Goals Attempted

2,417, 958 made, Heather Butler (2010-14)

Best Field Goal Percentage

53.2, (747-of-1,404), Mary Kate Long (1985-89)

Most 3-Point Field Goals Made

392 of 1074, Heather Butler (2010-14)

Most 3-Point Field Goals Attempted

1074, 392 made, Heather Butler (2010-14)

Most Free Throws Made

620 of 759, Jasmine Newsome (2010-14)

Most Free Throws Attempted

759, 620 made, Jasmine Newsome (2010-14)

759, 564 made, Tara Tansil (1991-94)

Most Rebounds

1,318, Mary Kate Long (1985-89)

Most Assists

691, Jasmine Newsome (2010-14)

Most Blocks

223, Chelsey Perry (2017-2021)

Most Steals

411, Gwen Long (1985-88, 1989-90)

PLAYER SUMMARIES



2

SADE' HUDSON

Jr. | G | 5-8 | Memphis, Tenn. | Trezevant HS

SEASON HIGHS

Points	12, 2x, at Murray State [2/13/21]
FG Made	4, 2x, at Murray State [2/13/21]
FG Att.	10 at Murray State [2/13/21]
3PG Made	3 at Murray State [2/13/21]
3FG Att.	7 at Murray State [2/13/21]
FT Made	5 vs. Morehead State [2/18/21]
FT Att.	8 vs. Morehead State [2/18/21]
Rebounds	6 vs. Morehead State [2/18/21]
Assists	3, 3x, vs. Morehead State [2/18/21]
Steals	4 vs. Morehead State [2/18/21]
Blocks	N/A
Minutes	33 at Austin Peay [2/12/21]

CAREER HIGHS

Points	14, 2x, last vs. Lipscomb [12/16/19]
FG Made	6 vs. Lipscomb [12/16/19]
FG Att.	16 vs. Lipscomb [12/16/19]
3PG Made	3, 2x, at Murray State [2/13/21]
3FG Att.	7, 2x, at Murray State [2/13/21]
FT Made	6 vs. Southern Illinois [11/9/18]
FT Att.	10 vs. Samford [11/6/18]
Rebounds	6, 2x, vs. Morehead State [2/18/21]
Assists	4 vs. Murray State [3/4/20]
Steals	4, 2x, vs. Morehead State [2/18/21]
Blocks	1 vs. Tennessee Tech [2/9/19]
Minutes	39 vs. Lipscomb [12/16/19]

MISCELLANEOUS CAREER STATISTICS

Games Played	67	Double-Doubles	0
Games Started	10	10+ Points	7
Led Team In Scoring	0	20+ Points	0
Led Team In Rebounding	0	5+ Rebounds	4
Led Team In Assists	6	10+ Rebounds	2
Led Team In Steals	6	5+ Assists	0
Led Team In Blocks	0	3+ Steals	7

HUDSON GAME-BY-GAME STATISTICS

Date	Opp	GS	Min	FG	3FG	FT	O-D-R	PF	A	T	S	B	PTS
D6	at #5LOU		24	0-5	0-1	1-2	0-3-3	1	1	4	1	0	1
D8	at SAM		15	0-2	0-1	3-4	0-0-0	0	3	1	1	0	3
D18	at SEMO*		0+	0-0	0-0	0-0	0-0-0	0	0	0	0	0	0
D30	at JSU*		3	0-1	0-0	0-0	0-1-1	2	0	0	0	0	0
J5	at #2LOU*		13	2-6	1-1	4-4	0-1-1	1	1	1	0	0	9
J7	at TSU*		10	2-5	0-1	2-2	1-1-2	2	0	0	0	0	6
J14	AP*		14	0-2	0-1	0-0	0-1-1	2	1	1	0	0	0
J16	MUR*		10	1-2	0-0	0-0	1-2-3	2	1	0	0	0	2
J21	at ECU*		3	0-0	0-0	0-0	0-0-0	0	0	0	0	0	0
J23	at MOR*		13	1-2	1-2	0-0	0-1-1	1	0	0	0	0	3
J26	BEL*		3	0-0	0-0	0-0	0-0-0	0	0	2	1	0	0
J28	EIU*		4	1-2	0-1	0-0	0-1-1	0	0	1	0	0	2
J30	SIUE*		18	2-4	1-2	0-0	0-2-2	3	2	1	2	0	5
F1	SEMO*		5	0-4	0-1	1-2	1-0-1	0	0	0	0	0	1
F4	JSU*		13	0-2	0-1	0-2	0-1-1	3	1	2	0	0	0
F6	TTU*		1	0-0	0-0	0-0	0-0-0	2	0	0	0	0	0
F11	at AP*	*	33	4-8	0-0	4-4	0-5-5	2	2	4	0	0	12
F13	at MUR*	*	32	4-10	3-7	1-2	0-4-4	2	3	0	0	0	12
F18	MOR*	*	26	0-3	0-1	5-8	1-5-6	2	3	0	4	0	5
F20	ECU*	*	13	0-2	0-2	0-0	0-1-1	1	0	1	0	0	0
F25	at SIUE*	*	16	3-6	0-1	0-0	0-2-2	3	2	0	1	0	6
F27	at EIU*	*	6	0-0	0-0	0-0	0-1-1	1	0	3	0	0	0
M3	vs EIU#	*	4	1-1	0-0	0-0	0-0-0	0	0	1	1	0	2
M5	vs TTU#	*	32	3-6	0-2	0-0	0-1-1	3	2	2	0	0	6
M6	vs BEL#	*	9	0-1	0-0	2-2	0-1-1	4	0	2	1	0	2
M19	vs WNIT\$	-	-	-	-	-	-	-	-	-	-	-	-
M20	vs WNIT\$	-	-	-	-	-	-	-	-	-	-	-	-

HUDSON CAREER STATISTICS

					Total			3-Point			F-Throw			Rebounds								Scoring		
Year	GP	GS	Min	Avg	FG	FGA	Pct	FG	FGA	Pct	FT	FTA	Pct	Off	Def	Tot	Avg	PF	Ast	TO	Blk	Stl	Pts	Avg
2018-19	28	0	299	10.7	41	131	.313	7	42	.167	29	44	.659	17	25	42	1.5	48	32	37	1	25	118	4.2
2019-20	14	1	209	14.9	24	65	.369	2	13	.154	3	11	.273	9	12	21	1.5	29	16	17	1	12	53	3.8
2020-21	25	9	321	12.8	24	74	.324	6	25	.240	23	32	.719	4	34	38	1.5	37	22	26	0	12	77	3.1
TOTAL	67	10	829	12.4	89	270	.330	15	80	.188	55	87	.632	30	71	101	1.5	114	70	80	2	49	248	3.7



5

SEYGAN ROBINS

R-So. | G | 5-8 | Harrodsburg, Ky. | Mercer County HS

SEASON HIGHS

Points	18, 2x, vs. Eastern Kentucky [2/20/21]
FG Made	6, 3x, vs. Eastern Kentucky [2/20/21]
FG Att.	9, 4x, vs. Tennessee Tech [2/6/21]
3PG Made	6, 2x, vs. Eastern Kentucky [2/20/21]
3FG Att.	8 vs. Eastern Kentucky [2/20/21]
FT Made	3 vs. Murray State [1/16/21]
FT Att.	5 vs. Murray State [1/16/21]
Rebounds	6, 2x, vs. Tennessee Tech [3/5/21]
Assists	6, 2x, vs. Eastern Illinois [1/28/21]
Steals	4 vs. Jacksonville State [2/4/21]
Blocks	1 at Murray State [1/16/21]
Minutes	39 at Southeast Missouri [12/18/20]

CAREER HIGHS

Points	18, 2x, vs. Eastern Kentucky [2/20/21]
FG Made	6, 3x, vs. Eastern Kentucky [2/20/21]
FG Att.	9, 4x, vs. Eastern Kentucky [2/20/21]
3PG Made	6, 2x, vs. Eastern Kentucky [2/20/21]
3FG Att.	8 vs. Eastern Kentucky [2/20/21]
FT Made	3 vs. Murray State [1/16/21]
FT Att.	5 vs. Murray State [1/16/21]
Rebounds	6, 2x, vs. Tennessee Tech [3/5/21]
Assists	6, 2x, vs. Jacksonville State [1/28/21]
Steals	4 vs. Jacksonville State [2/4/21]
Blocks	1, 2x, at Murray State [1/16/21]
Minutes	39 at Southeast Missouri [12/18/20]

MISCELLANEOUS CAREER STATISTICS

Games Played	51 24 at UTM	Double-Doubles	0
Games Started	24	10+ Points	7
Led Team In Scoring	1	20+ Points	0
Led Team In Rebounding	0	5+ Rebounds	2
Led Team In Assists	13	10+ Rebounds	0
Led Team In Steals	8	5+ Assists	5
Led Team In Blocks	0	3+ Steals	5

ROBINS GAME-BY-GAME STATISTICS

Date	Opp	GS	Min	FG	3FG	FT	O-D-R	PF	A	T	S	B	PTS
D6	at #5LOU	*	25	2-6	0-2	2-2	0-1-1	4	4	5	0	0	6
D8	at SAM	*	38	6-9	4-6	0-0	1-1-2	2	6	6	2	0	16
D18	at SEMO*	*	39	2-6	0-3	2-2	0-1-1	2	4	3	1	0	6
D30	at JSU*	*	30	2-6	0-2	0-0	1-1-2	2	4	4	1	0	4
J5	at #2LOU*	*	24	2-3	0-0	1-2	0-2-2	0	1	2	1	0	5
J7	at TSU*	*	25	6-8	6-7	0-0	1-1-2	0	3	0	0	0	18
J14	AP*	*	34	2-5	1-3	0-0	1-2-3	2	3	7	2	0	5
J16	MUR*	*	36	4-9	3-5	3-4	1-1-2	3	3	7	1	1	14
J21	at ECU*	*	35	2-9	2-7	0-0	0-3-3	2	5	2	1	0	6
J23	at MOR*	*	32	2-5	1-3	1-1	0-1-1	2	4	1	0	0	6
J26	BEL*	*	34	2-5	2-5	1-2	0-3-3	1	4	1	1	0	7
J28	EIU*	*	33	1-4	1-4	0-0	0-0-0	0	6	1	3	0	3
J30	SIUE*	*	24	2-4	1-2	0-0	0-1-1	3	4	2	0	0	5
F1	SEMO*	*	37	3-13	2-6	1-2	1-3-4	2	3	3	4	0	9
F4	JSU*	*	32	1-7	1-3	2-2	0-5-5	0	2	1	4	0	5
F6	TTU*	*	38	5-9	1-4	0-0	0-1-1	3	5	1	3	0	11
F11	at AP*	-	-	-	-	DNP	-	-	-	-	-	-	-
F13	at MUR*	*	23	1-3	1-3	0-0	0-2-2	1	2	2	1	0	3
F18	MOR*	*	17	1-4	1-3	1-2	0-3-3	1	2	2	0	0	4
F20	ECU*	*	23	6-8	6-8	0-0	0-2-2	1	4	2	1	0	18
F25	at SIUE*	*	30	1-3	1-1	0-0	1-3-4	2	2	2	1	0	3
F27	at EIU*	*	29	1-1	1-1	1-2	1-1-2	3	3	2	1	1	4
M3	vs EIU#	*	30	4-6	4-5	2-2	0-2-2	0	4	3	0	0	14
M5	vs TTU#	*	31	4-7	2-3	2-2	0-6-6	1	2	1	3	0	12
M6	vs BEL#	*	34	1-2	1-2	2-2	1-0-1	3	5	2	1	0	5
M19	vs WNIT\$	-	-	-	-	-	-	-	-	-	-	-	-
M20	vs WNIT\$	-	-	-	-	-	-	-	-	-	-	-	-

ROBINS CAREER STATISTICS

Year	GP	GS	Min	Avg	Total			3-Point			F-Throw			Rebounds				PF	Ast	TO	Blk	Stl	Scoring	
					FG	FGA	Pct	FG	FGA	Pct	FT	FTA	Pct	Off	Def	Tot	Avg						Pts	Avg
2018-19*	26	0	196	7.5	13	37	.351	8	30	.267	7	12	.583	2	11	13	0.5	21	21	18	1	9	41	1.6
2019-20*	2	0	22	11.0	0	5	.000	0	4	.000	0	0	.000	0	6	6	3.0	5	1	2	0	2	0	0.0
2020-21	24	24	732	30.5	63	142	.444	42	88	.477	21	27	.778	9	46	55	2.3	40	85	62	2	32	189	7.9
TOTAL	24	24	732	30.5	63	142	.444	42	88	.477	21	27	.778	9	46	55	2.3	40	85	62	2	32	189	7.9
TOTAL	52	24	949	18.3	76	184	.413	50	122	.410	28	39	.718	11	63	74	1.4	66	107	82	3	43	230	4.4

*Played 2018-19 and 2019-20 seasons at Louisville

PLAYER SUMMARIES

10

RAEGAN JOHNSON

So. | F | 6-2 | Martin, Tenn. | Westview HS

SEASON HIGHS

Points	5 vs. Morehead State [2/18/21]
FG Made	2, 2x, vs. Morehead State [2/18/21]
FG Att.	4, 2x, vs. Morehead State [2/18/21]
3PG Made	N/A
3FG Att.	N/A
FT Made	3 at Tennessee State [1/7/21]
FT Att.	4 at Tennessee State [1/7/21]
Rebounds	3 at #5 Louisville [12/8/20]
Assists	2 at Tennessee State [1/7/21]
Steals	1, 3x, vs. Eastern Kentucky [2/20/21]
Blocks	N/A
Minutes	10 vs. SIUE [1/30/21]

CAREER HIGHS

Points	5 vs. Morehead State [2/18/21]
FG Made	2, 5x, vs. Morehead State [2/18/21]
FG Att.	4, 3x, vs. Morehead State [2/18/21]
3PG Made	N/A
3FG Att.	N/A
FT Made	3 at Tennessee State [1/7/21]
FT Att.	4 at Tennessee State [1/7/21]
Rebounds	4, 2x, last vs. Murray State [3/4/20]
Assists	2, 2x, at Tennessee State [1/7/21]
Steals	1, 5x, vs. Eastern Kentucky [2/20/21]
Blocks	N/A
Minutes	11 vs. Jacksonville State [2/8/20]

MISCELLANEOUS CAREER STATISTICS

Games Played	36	Double-Doubles	0
Games Started	0	10+ Points	0
Led Team In Scoring	0	20+ Points	0
Led Team In Rebounding	0	5+ Rebounds	0
Led Team In Assists	0	10+ Rebounds	0
Led Team In Steals	0	5+ Assists	0
Led Team In Blocks	0	3+ Steals	0

JOHNSON GAME-BY-GAME STATISTICS

Date	Opp	GS	Min	FG	3FG	FT	O-D-R	PF	A	T	S	B	PTS
D6	at #5LOU		6	2-2	0-0	0-0	0-3-3	3	0	1	0	0	4
D8	at SAM	-	-	-	-	DNP	-	-	-	-	-	-	-
D18	at SEMO*	-	-	-	-	DNP	-	-	-	-	-	-	-
D30	at JSU*	4	0-2	0-0	1-2	1-0-1	1	0	0	0	0	1	1
J5	at #2LOU*	2	0-1	0-0	0-0	0-0-0	0	0	0	0	0	0	0
J7	at TSU*	7	0-0	0-0	3-4	1-1-2	0	2	1	0	0	3	3
J14	AP*	0+	0-0	0-0	0-0	0-0-0	0	0	0	0	0	0	0
J16	MUR*	1	0-0	0-0	0-0	0-0-0	0	0	0	0	0	0	0
J21	at ECU*	3	0-0	0-0	0-0	0-0-0	1	0	0	1	0	0	0
J23	at MOR*	-	-	-	-	DNP	-	-	-	-	-	-	-
J26	BEL*	-	-	-	-	DNP	-	-	-	-	-	-	-
J28	EIU*	2	0-0	0-0	2-2	0-0-0	0	0	0	0	0	2	2
J30	SIUE*	10	1-4	0-0	1-2	0-0-0	3	1	1	1	0	3	3
F1	SEMO*	0+	0-0	0-0	0-0	0-0-0	0	0	0	0	0	0	0
F4	JSU*	3	0-1	0-0	0-0	0-0-0	0	0	0	1	0	0	0
F6	TTU*	0+	0-0	0-0	0-0	0-0-0	0	0	0	0	0	0	0
F11	at AP*	-	-	-	-	DNP	-	-	-	-	-	-	-
F13	at MUR*	-	-	-	-	DNP	-	-	-	-	-	-	-
F18	MOR*	7	2-4	0-0	1-3	0-0-0	0	1	0	0	0	5	5
F20	EKU*	2	0-0	0-0	2-2	0-0-0	1	0	0	1	0	2	2
F25	at SIUE*	0+	0-0	0-0	0-0	0-0-0	0	0	0	0	0	0	0
F27	at EIU*	0+	0-0	0-0	0-0	0-0-0	0	0	0	0	0	0	0
M3	vs EIU#	-	-	-	-	DNP	-	-	-	-	-	-	-
M5	vs TTU#	-	-	-	-	DNP	-	-	-	-	-	-	-
M6	vs BEL#	-	-	-	-	DNP	-	-	-	-	-	-	-
M19	vs WNIT\$	-	-	-	-	-	-	-	-	-	-	-	-
M20	vs WNIT\$	-	-	-	-	-	-	-	-	-	-	-	-

JOHNSON CAREER STATISTICS

Year	GP	GS	Min	Avg	Total	3-Point	F-Throw	Rebounds	PF	Ast	TO	Blk	Stl	Scoring
					FG FGA Pct	FG FGA Pct	FT FTA Pct	Off Def Tot Avg						Pts Avg
2019-20	20	0	77	3.9	7 19 .368	0 0 .000	2 4 .500	7 16 23 1.2	8	3	6	0	3	16 0.8
2020-21	16	0	48	3.0	5 14 .357	0 0 .000	10 15 .667	2 4 6 0.4	9	4	4	0	3	20 1.3
TOTAL	36	0	125	3.5	12 33 .364	0 0 .000	12 19 .632	9 20 29 0.8	17	7	10	0	6	36 1.0

11

DASIA YOUNG

So. | F | 5-11 | Jonesboro, Ark. | Nettleton HS

SEASON HIGHS

Points	30 at Eastern Illinois [2/27/21]
FG Made	12 at Eastern Illinois [2/27/21]
FG Att.	15 vs. Tennessee Tech [2/6/21]
3PG Made	2 at #5 Louisville [12/6/20]
3FG Att.	3, 3x, at Eastern Kentucky [1/21/21]
FT Made	16 vs. Eastern Illinois [3/3/21]
FT Att.	18 vs. Eastern Illinois [3/3/21]
Rebounds	13 vs. Jacksonville State [2/4/21]
Assists	4 at Tennessee State [1/7/21]
Steals	4 vs. Eastern Illinois [1/28/21]
Blocks	4 vs. Tennessee Tech [3/5/21]
Minutes	40 at Austin Peay [2/11/21]

CAREER HIGHS

Points	30 at Eastern Illinois [2/27/21]
FG Made	12 at Eastern Illinois [2/27/21]
FG Att.	15 vs. Tennessee Tech [2/6/21]
3PG Made	2, 2x, at #5 Louisville [12/6/20]
3FG Att.	4 vs. Murray State [3/4/20]
FT Made	16 vs. Eastern Illinois [3/3/21]
FT Att.	18 vs. Eastern Illinois [3/3/21]
Rebounds	13 vs. Jacksonville State [2/4/21]
Assists	6, 2x, last vs. Eastern Illinois [3/6/20]
Steals	4 vs. Eastern Illinois [1/28/21]
Blocks	4 vs. Tennessee Tech [3/5/21]
Minutes	40 at Austin Peay [2/11/21]

MISCELLANEOUS CAREER STATISTICS

Games Played	56	Double-Doubles	3
Games Started	45	10+ Points	24
Led Team In Scoring	6	20+ Points	4
Led Team In Rebounding	9	5+ Rebounds	23
Led Team In Assists	4	10+ Rebounds	3
Led Team In Steals	8	5+ Assists	2
Led Team In Blocks	2	3+ Steals	1

YOUNG GAME-BY-GAME STATISTICS

Date	Opp	GS	Min	FG	3FG	FT	O-D-R	PF	A	T	S	B	PTS
D6	at #5LOU	*	36	4-7	2-3	2-4	0-5-5	4	2	0	0	0	12
D8	at SAM	*	32	2-6	0-3	1-3	1-4-5	3	3	3	0	1	5
D18	at SEMO*	*	33	2-8	0-0	0-0	5-4-9	2	3	0	0	1	4
D30	at JSU*	*	29	4-9	1-3	1-2	1-3-4	2	1	2	1	0	10
J5	at #2LOU*	*	13	2-3	1-1	0-0	0-2-2	2	1	0	0	0	5
J7	at TSU*	*	24	1-3	1-2	2-2	2-4-6	1	4	3	2	0	5
J14	AP*	*	27	1-4	0-2	1-2	2-7-9	4	3	2	1	0	3
J16	MUR*	*	37	5-10	0-1	0-0	3-2-5	2	3	1	1	0	10
J21	at ECU*	*	36	2-11	1-3	3-4	3-1-4	4	3	5	2	0	8
J23	at MOR*	*	27	10-14	0-2	2-2	1-4-5	4	2	1	1	2	22
J26	BEL*	*	40	3-8	1-3	1-2	1-4-5	2	2	2	0	0	8
J28	EIU*	*	38	6-11	1-2	3-3	1-3-4	3	3	1	4	0	16
J30	SIUE*	*	14	3-5	0-0	0-2	1-3-4	1	2	0	2	1	6
F1	SEMO*	*	38	9-14	0-0	7-8	3-3-6	3	1	3	1	0	25
F4	JSU*	*	31	4-8	0-0	3-5	3-10-13	2	2	3	0	1	11
F6	TTU*	*	35	7-14	0-2	3-4	2-7-9	3	0	6	0	0	17
F11	at AP*	*	40	4-9	0-0	8-10	3-4-7	3	0	3	1	0	16
F13	at MUR*	*	23	4-7	0-0	3-3	2-2-4	3	2	1	2	0	11
F18	MOR*	*	29	6-8	0-0	6-9	4-8-12	1	2	5	2	1	18
F20	EKU*	*	29	5-9	0-0	1-1	1-1-2	3	2	3	2	0	11
F25	at SIUE*	*	25	5-10	0-1	5-6	2-2-4	5	1	6	2	0	15
F27	at EIU*	*	33	12-13	0-0	6-11	2-2-4	2	1	3	3	1	30
M3	vs EIU#	*	38	4-8	0-0	16-18	6-5-11	1	3	2	1	0	24
M5	vs TTU#	*	26	2-6	0-0	3-4	2-7-9	4	3	4	0	4	7
M6	vs BEL#	*	37	8-13	0-1	3-4	5-4-9	2	4	1	0	1	19
M19	vs WNIT\$	-	-	-	-	-	-	-	-	-	-	-	-
M20	vs WNIT\$	-	-	-	-	-	-	-	-	-	-	-	-

YOUNG CAREER STATISTICS

Year	GP	GS	Min	Avg	Total	3-Point	F-Throw	Rebounds	PF	Ast	TO	Blk	Stl	Scoring
					FG FGA Pct	FG FGA Pct	FT FTA Pct	Off Def Tot Avg						Pts Avg
2019-20	31	20	718	23.2	71 169 .420	14 40 .350	37 59 .627	49 43 92 3.0	85	45	44	6	21	193 6.2
2020-21	25	25	765	30.6	115 218 .528	8 29 .276	80 109 .734	56 101 157 6.3	66	53	60	13	28	318 12.7
TOTAL	56	45	1483	26.5	186 387 .481	22 69 .319	117 168 .696	105 144 249 4.4	151	98	104	19	49	511 9.1

PLAYER SUMMARIES



20

CHELSEY PERRY

Sr. | F | 6-2 | Middleton, Tenn. | Middleton HS

SEASON HIGHS

Points	36 vs. Murray State (1/16/21)
FG Made	14, 2x, vs. Murray State (1/16/21)
FG Att.	31 vs. Murray State (1/16/21)
3PG Made	3, 3x, at Tennessee State (1/7/21)
3FG Att.	7, 2x, vs. Murray State (1/16/21)
FT Made	15 vs. Austin Peay (1/14/21)
FT Att.	18 vs. Austin Peay (1/14/21)
Rebounds	11, 4x, at Morehead State (1/23/21)
Assists	5 vs. Belmont (3/6/21)
Steals	4 at Tennessee State (1/7/21)
Blocks	6 at Morehead State (1/23/21)
Minutes	40, 2x, vs. Murray State (1/16/21)

CAREER HIGHS

Points	42 vs. Lipscomb (12/16/19)
FG Made	17 vs. Lipscomb (12/16/19)
FG Att.	31 vs. Murray State (1/16/21)
3PG Made	5 vs. Tennessee Tech (2/9/19)
3FG Att.	10 at Southeast Missouri (2/13/20)
FT Made	15 vs. Austin Peay (1/14/21)
FT Att.	18 vs. Austin Peay (1/14/21)
Rebounds	14 at Austin Peay (1/4/20)
Assists	6 vs. Southeast Missouri (2/29/20)
Steals	5, 2x, last at Southeast Missouri (2/13/20)
Blocks	8 vs. IUPUI (11/25/19)
Minutes	44 vs. #6 Louisville (12/19/19)

MISCELLANEOUS CAREER STATISTICS

Games Played	115	Double-Doubles	16
Games Started	110	10+ Points	84
Led Team In Scoring	58	20+ Points	39 30+ Points 13
Led Team In Rebounding	51	5+ Rebounds	81
Led Team In Assists	10	10+ Rebounds	19
Led Team In Steals	27	3+ Steals	31
Led Team In Blocks	79	3+ Blocks	37

PERRY GAME-BY-GAME STATISTICS

Date	Opp	GS	Min	FG	3FG	FT	O-D-R	PF	A	T	S	B	PTS
D6	at #5LOU	*	29	8-19	3-7	7-8	0-4-4	4	2	1	1	2	26
D8	at SAM	*	40	14-22	3-5	0-0	3-8-11	2	1	2	3	2	31
D18	at SEMO*	*	39	9-17	2-4	8-10	1-6-7	4	3	4	1	0	28
D30	at JSU*	*	34	9-18	1-2	4-6	6-4-10	4	1	3	0	0	23
J5	at #2LOU*	*	38	9-18	1-4	7-0	3-7-10	4	0	4	0	1	26
J7	at TSU*	*	23	13-18	3-4	3-3	1-6-7	2	0	1	4	1	32
J14	AP*	*	39	8-16	1-2	15-18	0-11-11	0	1	3	1	2	32
J16	MUR*	*	40	14-31	1-7	7-8	1-10-11	2	1	3	1	4	36
J21	at ECU*	*	34	8-12	2-3	4-6	1-7-8	3	4	0	2	2	22
J23	at MOR*	*	37	8-17	0-2	12-14	2-9-11	2	3	1	2	6	28
J26	BEL*	*	40	7-14	2-4	8-9	1-4-5	2	4	1	1	4	24
J28	EIU*	*	38	7-17	4-10	1-1	1-5-6	2	5	1	1	1	19
J30	SIUE*	*	8	3-6	0-0	1-1	1-2-3	0	1	1	0	0	7
F1	SEMO*	-	-	-	-	DNP	-	-	-	-	-	-	-
F4	JSU*	-	-	-	-	DNP	-	-	-	-	-	-	-
F6	TTU*	-	-	-	-	DNP	-	-	-	-	-	-	-
F11	at AP*	-	-	-	-	DNP	-	-	-	-	-	-	-
F13	at MUR*	24	9-19	0-1	0-0	3-3-6	3	1	2	0	1	18	
F18	MOR*	*	11	2-4	1-2	0-0	0-1-1	1	2	2	1	1	5
F20	ECU*	-	-	-	-	DNP	-	-	-	-	-	-	-
F25	at SIUE*	-	-	-	-	DNP	-	-	-	-	-	-	-
F27	at EIU*	-	-	-	-	DNP	-	-	-	-	-	-	-
M3	vs EIU#	-	-	-	-	DNP	-	-	-	-	-	-	-
M5	vs TTU#	15	4-8	0-1	2-2	0-2-2	0	0	0	0	1	10	
M6	vs BEL#	22	6-16	2-6	2-2	3-4-7	4	5	2	1	0	16	
M19	vs WNIT\$	-	-	-	-	-	-	-	-	-	-	-	-
M20	vs WNIT\$	-	-	-	-	-	-	-	-	-	-	-	-

PERRY CAREER STATISTICS

Year	GP	GS	Min	Avg	Total	3-Point	F-Throw	Rebounds	PF	Ast	TO	Blk	Stl	Scoring
					FG FGA Pct	FG FGA Pct	FT FTA Pct	Off Def Tot Avg						Pts Avg
2017-18	34	33	896	26.4	137 325 .422	16 50 .320	91 105 .867	75 119 194 5.7	104	41	70	38	43	381 11.2
2018-19	32	31	787	24.6	146 325 .449	31 89 .348	61 78 .782	50 127 177 5.5	113	43	61	71	37	384 12.0
2019-20	32	32	1095	34.2	286 570 .502	47 122 .385	121 141 .858	54 200 254 7.9	96	64	83	86	52	740 23.1
2020-21	17	14	512	30.1	138 272 .507	26 64 .406	81 98 .827	27 93 120 7.1	39	34	31	28	19	383 22.5
TOTAL	115	110	3290	28.6	707 1492 .474	120 325 .369	354 422 .839	206 539 745 6.5	352	182	245	223	151	1888 16.4



21

MADDIE WALDROP

Sr. | F | 6-2 | Murray, Ky. | Murray HS

SEASON HIGHS

Points	22 vs. Tennessee Tech (2/6/21)
FG Made	7, 2x, at SIUE (2/25/21)
FG Att.	12, 3x, vs. Belmont (3/6/21)
3PG Made	4 vs. Austin Peay (1/14/21)
3FG Att.	7 vs. Belmont (3/6/21)
FT Made	5, 2x, vs. Tennessee Tech (2/6/21)
FT Att.	7 vs. Austin Peay (1/14/21)
Rebounds	13 vs. SIUE (1/30/21)
Assists	5, 2x, at Eastern Kentucky (1/21/21)
Steals	4 vs. Belmont (3/6/21)
Blocks	4, 2x, vs. Eastern Kentucky (2/20/21)
Minutes	40 at Murray State (2/13/21)

CAREER HIGHS

Points	26 at Morehead State (2/1/20)
FG Made	10 at Morehead State (2/1/20)
FG Att.	16 at Austin Peay (1/4/20)
3PG Made	4 vs. Austin Peay (1/14/21)
3FG Att.	8 at Belmont (2/2/19)
FT Made	10, 2x, last at Southern Illinois (12/3/19)
FT Att.	15 at Tennessee State (1/31/19)
Rebounds	16 vs. Tennessee State (3/2/19)
Assists	6, 3x, last vs. Eastern Illinois (3/6/20)
Steals	4, 3x, last at Austin Peay (1/4/20)
Blocks	4, 4x, vs. Eastern Kentucky (2/20/21)
Minutes	41 vs. #6 Louisville (12/19/20)

MISCELLANEOUS CAREER STATISTICS

Games Played	119	Double-Doubles	14
Games Started	86	10+ Points	45
Led Team In Scoring	9	20+ Points	9
Led Team In Rebounding	45	5+ Rebounds	84
Led Team In Assists	17	10+ Rebounds	22
Led Team In Steals	11	5+ Assists	7
Led Team In Blocks	28	3+ Blocks	7

WALDROP GAME-BY-GAME STATISTICS

Date	Opp	GS	Min	FG	3FG	FT	O-D-R	PF	A	T	S	B	PTS
D6	at #5LOU	*	33	3-6	0-3	2-3	2-6-8	3	1	2	0	0	8
D8	at SAM	*	25	2-5	0-0	0-2	1-5-6	4	5	1	2	1	4
D18	at SEMO*	*	27	2-8	0-0	2-4	0-7-7	2	1	2	0	1	6
D30	at JSU*	*	14	1-2	1-1	0-0	0-0-0	0	0	1	0	0	3
J5	at #2LOU*	*	28	0-2	0-2	0-0	1-5-6	3	1	1	0	1	0
J7	at TSU*	*	24	1-4	0-2	0-0	3-3-6	1	4	1	0	1	4
J14	AP*	*	33	6-9	4-4	5-7	1-5-6	1	2	0	1	0	21
J16	MUR*	*	30	5-8	0-2	2-3	0-6-6	3	3	0	0	0	12
J21	at ECU*	*	30	4-7	1-4	0-0	0-6-6	0	5	1	0	1	9
J23	at MOR*	*	18	1-3	1-3	0-0	0-3-3	5	3	0	0	0	3
J26	BEL*	*	29	5-12	0-1	1-2	2-8-10	1	2	1	1	0	11
J28	EIU*	*	25	5-8	0-2	0-0	0-1-1	4	1	2	0	0	10
J30	SIUE*	*	26	4-7	0-1	0-0	1-12-13	3	4	2	1	1	8
F1	SEMO*	*	29	5-7	1-2	2-3	1-2-3	4	1	1	2	0	13
F4	JSU*	*	28	5-8	0-1	0-0	1-4-5	2	3	3	0	4	10
F6	TTU*	*	38	7-9	3-3	5-6	2-6-8	2	2	1	2	1	22
F11	at AP*	*	38	4-8	0-0	1-3	1-3-4	3	1	2	0	2	9
F13	at MUR*	*	40	2-9	0-3	0-0	1-7-8	2	1	1	0	3	4
F18	MOR*	-	-	-	-	DNP	-	-	-	-	-	-	-
F20	ECU*	*	27	4-11	1-4	3-4	3-8-11	4	3	1	0	4	12
F25	at SIUE*	*	33	7-12	1-3	4-4	3-7-10	3	4	0	0	1	19
F27	at EIU*	*	34	2-4	2-4	2-2	0-5-5	3	3	3	2	0	8
M3	vs EIU#	*	35	5-10	1-4	1-1	1-5-6	1	1	1	0	0	12
M5	vs TTU#	*	34	7-11	2-2	3-3	1-7-8	1	2	4	0	3	19
M6	vs BEL#	*	37	4-12	1-7	2-2	0-6-6	1	2	3	4	1	11
M19	vs WNIT\$	-	-	-	-	-	-	-	-	-	-	-	-
M20	vs WNIT\$	-	-	-	-	-	-	-	-	-	-	-	-

WALDROP CAREER STATISTICS

Year	GP	GS	Min	Avg	Total	3-Point	F-Throw	Rebounds	PF	Ast	TO	Blk	Stl	Scoring
					FG FGA Pct	FG FGA Pct	FT FTA Pct	Off Def Tot Avg						Pts Avg
2017-18	34	3	738	21.7	68 146 .466	15 49 .306	44 56 .786	51 136 187 5.5	91	39	51	19	17	195 5.7
2018-19	32	31	830	25.9	76 192 .396	17 58 .293	87 116 .750	80 154 234 7.3	81	46	51	22	29	256 8.0
2019-20	29	28	928	32.0	126 259 .486	19 60 .317	98 138 .710	57 170 227 7.8	73	78	63	22	32	369 12.7
2020-21	24	24	716	29.8	91 182 .500	19 58 .328	35 49 .714	25 127 152 6.3	56	55	34	24	16	236 9.8
TOTAL	119	86	3212	27.0	361 779 .463	70 225 .311	264 359 .735	213 587 800 6.7	301	218	199	87	94	1056 8.9

PLAYER SUMMARIES



22

DAMIAH GRIFFIN

R-Jr. | F | 6-0 | Memphis, Tenn. | White Station HS

SEASON HIGHS

Points	14 at SIUE (2/25/21)
FG Made	5, 2x, at SIUE (2/25/21)
FG Att.	10 vs. Jacksonville State (2/4/21)
3PG Made	1 vs. Southeast Missouri (2/1/21)
3FG Att.	2 vs. Southeast Missouri (2/1/21)
FT Made	4 at SIUE (2/25/21)
FT Att.	4, 2x, at Eastern Illinois (2/27/21)
Rebounds	6, 2x, vs. Morehead State (2/18/21)
Assists	2, 4x, at Eastern Illinois (2/27/21)
Steals	2, 5x, vs. Eastern Kentucky (2/20/21)
Blocks	1, 3x, vs. Morehead State (2/18/21)
Minutes	19 vs. Jacksonville State (2/4/21)

CAREER HIGHS

Points	25 vs. #6 Louisville (12/19/19)
FG Made	9 vs. Chattanooga (12/8/19)
FG Att.	19 vs. Chattanooga (12/8/19)
3PG Made	3 at Murray State (1/2/20)
3FG Att.	5, 2x, last at Murray State (1/2/20)
FT Made	10 at #23 Gonzaga (11/14/19)
FT Att.	13 vs. #6 Louisville (12/19/19)
Rebounds	10 vs. #6 Louisville (12/19/19)
Assists	3, 5x, last vs. IUPUI (11/25/19)
Steals	5 vs. Christian Brothers (11/21/18)
Blocks	2 vs. Murray State (3/7/19)
Minutes	46 vs. #6 Louisville (12/19/19)

MISCELLANEOUS CAREER STATISTICS

Games Played	69	Double-Doubles	1
Games Started	22	10+ Points	23
Led Team In Scoring	6	20+ Points	1
Led Team In Rebounding	8	5+ Rebounds	21
Led Team In Assists	1	10+ Rebounds	1
Led Team In Steals	10	5+ Assists	0
Led Team In Blocks	9	3+ Steals	6

GRIFFIN GAME-BY-GAME STATISTICS

Date	Opp	GS	Min	FG	3FG	FT	O-D-R	PF	A	T	S	B	PTS
D6	at #5LOU	12	0-0	0-0	0-0	0-2-2	0	1	2	0	0	0	0
D8	at SAM	6	4-4	0-0	0-0	0-0-0	0	0	1	0	0	0	8
D18	at SEMO*	9	1-2	0-0	0-0	0-1-1	1	0	0	0	0	0	2
D30	at JSU*	12	2-4	0-1	2-3	1-3-4	0	0	0	2	0	0	6
J5	at #2LOU*	9	0-1	0-0	0-0	0-1-1	0	1	0	0	0	0	0
J7	at TSU*	11	3-4	0-1	0-1	2-1-3	1	0	1	0	0	0	6
J14	AP*	8	0-0	0-0	0-0	0-2-2	1	0	0	0	0	0	0
J16	MUR*	2	0-0	0-0	0-0	0-0-0	0	0	0	0	0	0	0
J21	at ECU*	4	1-1	0-0	0-0	1-1-2	1	0	0	0	0	0	2
J23	at MOR*	9	2-2	0-0	0-0	1-0-1	1	0	0	1	1	4	
J26	BEL*	8	4-6	0-0	0-1	1-2-3	0	0	1	0	0	8	
J28	EIU*	2	0-0	0-0	0-0	0-0-0	0	0	0	0	0	0	0
J30	SIUE*	17	3-7	0-0	0-0	0-2-2	5	1	2	0	1	6	
F1	SEMO*	18	4-8	1-2	2-2	1-5-6	2	2	0	2	0	11	
F4	JSU*	19	5-10	0-1	1-1	3-2-5	0	2	4	1	1	11	
F6	TTU*	16	1-5	0-1	0-0	0-1-1	1	2	0	2	0	2	
F11	at AP*	11	1-2	0-1	2-2	0-0-0	1	1	1	2	0	4	
F13	at MUR*	11	3-4	0-0	0-0	0-1-1	0	0	1	1	0	6	
F18	MOR*	18	2-5	0-0	1-2	1-5-6	0	1	0	0	1	5	
F20	ECU*	9	2-4	0-0	3-3	0-0-0	3	0	0	2	0	7	
F25	at SIUE*	15	5-8	0-0	4-4	0-2-2	5	1	1	1	0	14	
F27	at EIU*	13	0-2	0-0	1-4	0-4-4	0	2	1	1	0	1	
M3	vs EIU#	7	1-3	0-1	0-0	0-2-2	1	0	2	0	1	2	
M5	vs TTU#	6	0-2	0-1	0-0	0-3-3	1	1	0	0	1	0	
M6	vs BEL#	3	1-2	0-0	0-0	0-0-0	2	0	0	0	0	2	
M19	vs WNIT\$	-	-	-	-	-	-	-	-	-	-	-	-
M20	vs WNIT\$	-	-	-	-	-	-	-	-	-	-	-	-

GRIFFIN CAREER STATISTICS

Year	GP	GS	Min	Avg	FG	FGA	Pct	3-Point	F-Throw	Rebounds	PF	Ast	TO	Blk	Stl	Scoring
2017-18	-	-	-	-	-	-	-	-	Redshirted	-	-	-	-	-	-	-
2018-19	32	10	517	16.2	102	209	.488	9	33	273	47	63	113	3.5	70	260 8.1
2019-20	12	12	345	28.8	50	132	.379	9	28	321	35	43	814	25	41	144 12.0
2020-21	25	0	253	10.1	45	86	.523	1	9	111	16	23	696	11	40	107 4.3
TOTAL	69	22	1115	16.2	197	427	.461	19	70	271	98	129	760	81	149	511 7.4



23

HAYLEY HARRISON

R-Fr. | G | 5-10 | Winchester, Ky. | George Rogers Clark HS

SEASON HIGHS

Points	14 vs. SIUE (1/30/21)
FG Made	4 vs. SIUE (1/30/21)
FG Att.	5, 2x, vs. Morehead State (2/18/21)
3PG Made	4 vs. SIUE (1/30/21)
3FG Att.	5 vs. SIUE (1/30/21)
FT Made	4 at #5 Louisville (12/6/20)
FT Att.	6 at #5 Louisville (12/6/20)
Rebounds	4 vs. SIUE (1/30/21)
Assists	2 vs. Morehead State (2/18/21)
Steals	1, 6x, at Austin Peay (2/12/21)
Blocks	2 at Tennessee State (1/7/21)
Minutes	26 at Samford (12/6/20)

CAREER HIGHS

Points	14 vs. SIUE (1/30/21)
FG Made	4 vs. SIUE (1/30/21)
FG Att.	5, 2x, vs. Morehead State (2/18/21)
3PG Made	4 vs. SIUE (1/30/21)
3FG Att.	5 vs. SIUE (1/30/21)
FT Made	4 at #5 Louisville (12/6/20)
FT Att.	6 at #5 Louisville (12/6/20)
Rebounds	4 vs. SIUE (1/30/21)
Assists	2 vs. Morehead State (2/18/21)
Steals	1, 5x, vs. Jacksonville State (2/4/21)
Blocks	2 at Tennessee State (1/7/21)
Minutes	26 at Samford (12/6/20)

MISCELLANEOUS CAREER STATISTICS

Games Played	21	Double-Doubles	0
Games Started	3	10+ Points	2
Led Team In Scoring	1	20+ Points	0
Led Team In Rebounding	0	5+ Rebounds	0
Led Team In Assists	0	10+ Rebounds	0
Led Team In Steals	2	5+ Assists	0
Led Team In Blocks	3	3+ Steals	0

HARRISON GAME-BY-GAME STATISTICS

Date	Opp	GS	Min	FG	3FG	FT	O-D-R	PF	A	T	S	B	PTS
D6	at #5LOU	* 18	2-4	2-2	4-6	1-1-2	2	0	2	1	0	0	10
D8	at SAM	* 26	1-4	0-1	2-2	0-1-1	3	1	3	0	0	0	4
D18	at SEMO*	* 19	2-2	1-1	0-0	0-3-3	1	1	4	1	0	5	
D30	at JSU*	11	0-1	0-1	0-0	0-1-1	2	1	0	1	0	0	
J5	at #2LOU*	16	0-3	0-1	0-0	0-1-1	1	1	1	1	1	0	
J7	at TSU*	20	0-4	0-2	0-0	1-1-2	4	1	0	0	2	0	
J14	AP*	4	0-0	0-0	0-0	0-0-0	0	0	0	0	0	0	
J16	MUR*	-	-	-	DNP	-	-	-	-	-	-	-	
J21	at ECU*	-	-	-	DNP	-	-	-	-	-	-	-	
J23	at MOR*	-	-	-	DNP	-	-	-	-	-	-	-	
J26	BEL*	-	-	-	DNP	-	-	-	-	-	-	-	
J28	EIU*	2	0-0	0-0	0-0	0-0-0	0	0	0	0	0	0	
J30	SIUE*	17	4-5	4-5	2-2	1-3-4	1	1	1	0	0	14	
F1	SEMO*	11	1-2	0-0	1-2	1-1-2	1	1	1	1	0	3	
F4	JSU*	12	0-2	0-1	0-0	0-3-3	3	1	3	1	1	0	
F6	TTU*	7	1-1	0-0	0-0	1-0-1	2	0	0	0	0	2	
F11	at AP*	12	2-3	0-0	0-0	0-3-3	0	1	1	1	0	4	
F13	at MUR*	7	0-1	0-0	0-0	0-0-0	0	0	1	0	0	0	
F18	MOR*	9	1-5	0-2	3-3	0-0-0	2	2	0	0	0	5	
F20	ECU*	16	0-2	0-1	2-5	0-1-1	1	1	0	0	1	2	
F25	at SIUE*	7	1-2	0-1	0-0	0-0-0	0	0	0	0	0	2	
F27	at EIU*	9	1-1	0-0	0-0	0-0-0	3	0	1	0	1	2	
M3	vs EIU#	2	0-0	0-0	0-0	0-0-0	0	0	0	0	1	0	
M5	vs TTU#	0+	0-0	0-0	0-0	0-0-0	0	0	0	0	0	0	
M6	vs BEL#	6	0-0	0-0	0-0	0-0-0	1	0	0	0	0	0	
M19	vs WNIT\$	-	-	-	-	-	-	-	-	-	-	-	-
M20	vs WNIT\$	-	-	-	-	-	-	-	-	-	-	-	-

HARRISON CAREER STATISTICS

Year	GP	GS	Min	Avg	FG	FGA	Pct	3-Point	F-Throw	Rebounds	PF	Ast	TO	Blk	Stl	Scoring
2019-20	-	-	-	-	-	-	-	-	Redshirted	-	-	-	-	-	-	-
2020-21	21	3	235	11.2	16	42	.381	7	18	.389	14	20	.700	5	19	53 2.5
TOTAL	21	3	235	11.2	16	42	.381	7	18	.389	14	20	.700	5	19	53 2.5

PLAYER SUMMARIES



31 KYANNAH GRANT

Jr. | G | 5-7 | Choctaw, Miss. | Choctaw Central HS

SEASON HIGHS					CAREER HIGHS				
Points	15	vs. Southeast Missouri	(2/1/21)		Points	18	vs. Eastern Illinois	(2/15/20)	
FG Made	5	vs. Southeast Missouri	(2/1/21)		FG Made	6, 3x,	last vs. Eastern Illinois	(2/15/20)	
FG Att.	10	vs. Tennessee Tech	(2/6/21)		FG Att.	12	vs. #6 Louisville	(12/19/19)	
3PG Made	3	at Eastern Kentucky	(1/21/21)		3PG Made	5	at Tennessee Tech	(2/20/20)	
3FG Att.	5	at Eastern Kentucky	(1/21/21)		3FG Att.	7	at Murray State	(1/16/20)	
FT Made	3	vs. Tennessee Tech	(2/6/21)		FT Made	5	at Austin Peay	(1/4/20)	
FT Att.	5	vs. Tennessee Tech	(2/6/21)		FT Att.	6	at Austin Peay	(1/4/20)	
Rebounds	4, 2x,	at Austin Peay	(2/12/21)		Rebounds	8	at Eastern Kentucky	(1/30/20)	
Assists	9	vs. Southeast Missouri	(2/1/21)		Assists	9, 2x,	vs. Southeast Missouri	(2/1/21)	
Steals	2	vs. Jacksonville State	(2/4/21)		Steals	5, 2x,	last vs. Belmont	(1/11/20)	
Blocks	2	vs. SIUE	(1/30/21)		Blocks	2, 3x,	vs. SIUE	(1/30/21)	
Minutes	38, 2x,	vs. Tennessee Tech	(2/6/21)		Minutes	46	vs. #6 Louisville	(12/19/19)	

MISCELLANEOUS CAREER STATISTICS				
Games Played	77	Double-Doubles	0	
Games Started	29	10+ Points	10	
Led Team In Scoring	1	20+ Points	0	
Led Team In Rebounding	0	5+ Rebounds	4	
Led Team In Assists	18	10+ Rebounds	0	
Led Team In Steals	11	5+ Assists	9	
Led Team In Blocks	3	3+ Steals	6	

GRANT GAME-BY-GAME STATISTICS														
Date	Opp	GS	Min	FG	3FG	FT	O-D-R	PF	A	TO	S	B	PTS	
D6	at #5LOU	-	-	-	-	DNP	-	-	-	-	-	-	-	
D8	at SAM	-	-	-	-	DNP	-	-	-	-	-	-	-	
D18	at SEMO*	3	0-1	0-1	2-2	0-0-0	0	1	1	0	0	2		
D30	at JSU*	8	0-1	0-0	0-0	1-1-2	0	2	0	0	0	0		
J5	at #2LOU*	3	0-1	0-0	0-0	0-0-0	0	0	1	0	0	0		
J7	at TSU*	10	0-1	0-1	0-0	0-1-1	0	0	0	1	0	0		
J14	AP*	2	0-0	0-0	0-0	0-0-0	0	0	0	0	0	0		
J16	MUR*	6	0-0	0-0	2-2	0-0-0	0	1	0	0	0	2		
J21	at ECU*	22	3-6	3-5	0-0	0-4-4	0	2	2	0	0	9		
J23	at MOR*	19	0-1	0-1	0-0	0-1-1	1	1	3	0	0	0		
J26	BEL*	19	3-4	2-3	0-0	0-2-2	1	4	0	1	0	8		
J28	EIU*	14	0-0	0-0	0-0	0-1-1	0	3	2	0	0	0		
J30	SIUE*	23	2-3	2-3	0-0	0-1-1	0	3	0	1	2	6		
F1	SEMO*	38	5-7	2-4	3-4	0-1-1	0	9	1	0	0	15		
F4	JSU*	28	4-6	2-2	1-2	0-1-1	0	2	1	2	0	11		
F6	TTU*	* 38	4-10	0-3	3-5	0-1-1	2	4	5	1	0	11		
F11	at AP*	* 22	0-4	0-2	0-0	2-2-4	1	0	6	0	0	0		
F13	at MUR*	-	-	-	-	DNP	-	-	-	-	-	-		
F18	MOR*	18	0-1	0-1	2-2	0-1-1	1	2	1	0	1	2		
F20	ECU*	15	1-4	1-3	0-0	1-2-3	0	0	1	0	1	3		
F25	at SIUE*	17	0-1	0-1	0-0	0-0-0	1	1	0	0	0	0		
F27	at EIU*	4	0-0	0-0	0-0	0-0-0	0	2	0	0	0	0		
M3	vs EIU#	10	1-2	0-0	0-0	0-0-0	0	0	0	0	0	3		
M5	vs TTU#	11	0-0	0-0	0-0	0-0-0	1	2	1	0	0	0		
M6	vs BEL#	8	1-1	0-0	0-0	0-1-1	1	0	2	0	0	2		
M19	vs WNIT\$	-	-	-	-	-	-	-	-	-	-	-		
M20	vs WNIT\$	-	-	-	-	-	-	-	-	-	-	-		

GRANT CAREER STATISTICS																																
Year	GP	GS	Min	Avg	Total			3-Point			F-Throw			Rebounds				PF				Ast			Blk			Stl			Scoring	
					FG	FGA	Pct	FG	FGA	Pct	FT	FTA	Pct	Off	Def	Tot	Avg	PF	Ast	TO	Blk	Stl	Pts	Avg								
2018-19	26	0	222	8.5	27	50	.540	10	22	.455	11	14	.786	8	8	16	0.6	34	32	24	0	17	75	2.9								
2019-20	29	24	844	29.1	57	152	.375	24	80	.300	36	46	.783	16	47	63	2.2	45	99	82	8	41	174	6.0								
2020-21	22	4	338	15.4	24	54	.444	13	32	.406	13	17	.765	4	20	24	1.1	9	39	27	4	6	74	3.4								
TOTAL	77	28	1404	18.2	108	256	.422	47	134	.351	60	77	.779	28	75	103	1.3	88	170	133	12	64	323	4.2								



35 PAIGE PIPKIN

R-Jr. | G | 5-10 | Henderson, Tenn. | Chester County HS

SEASON HIGHS					CAREER HIGHS				
Points	20	vs. Morehead State	(2/18/21)		Points	20	vs. Morehead State	(2/18/21)	
FG Made	6, 4x,	vs. Belmont	(3/6/21)		FG Made	6, 3x,	vs. Tennessee Tech	(3/5/21)	
FG Att.	13	at Jacksonville State	(12/30/20)		FG Att.	13	at Jacksonville State	(12/30/20)	
3PG Made	6	vs. Morehead State	(2/18/21)		3PG Made	6	vs. Morehead State	(2/18/21)	
3FG Att.	8	vs. Morehead State	(2/18/21)		3FG Att.	8	vs. Morehead State	(2/18/21)	
FT Made	4	at #2 Louisville	(1/5/21)		FT Made	4	at #2 Louisville	(1/5/21)	
FT Att.	6	at #2 Louisville	(1/5/21)		FT Att.	6	at #2 Louisville	(1/5/21)	
Rebounds	7	vs. Jacksonville State	(2/4/21)		Rebounds	7	vs. Jacksonville State	(2/4/21)	
Assists	6, 2x,	vs. Eastern Illinois	(3/3/21)		Assists	6, 2x,	vs. Eastern Illinois	(3/3/21)	
Steals	4	at Jacksonville State	(12/30/20)		Steals	4	at Jacksonville State	(12/30/20)	
Blocks	2	at Morehead State	(1/23/21)		Blocks	2	at Morehead State	(1/23/21)	
Minutes	36, 2x,	vs. Tennessee Tech	(3/5/21)		Minutes	36, 2x,	vs. Tennessee Tech	(3/5/21)	

MISCELLANEOUS CAREER STATISTICS				
Games Played	26	Double-Doubles	0	
Games Started	23	10+ Points	8	
Led Team In Scoring	1	20+ Points	1	
Led Team In Rebounding	1	5+ Rebounds	3	
Led Team In Assists	9	10+ Rebounds	0	
Led Team In Steals	7	5+ Assists	3	
Led Team In Blocks	1	3+ Steals	1	

PIPKIN GAME-BY-GAME STATISTICS														
Date	Opp	GS	Min	FG	3FG	FT	O-D-R	PF	A	TO	S	B	PTS	
D6	at #5LOU	-	-	-	-	DNP	-	-	-	-	-	-	-	
D8	at SAM	-	-	-	-	DNP	-	-	-	-	-	-	-	
D18	at SEMO*	18	1-4	0-1	0-0	1-0-1	1	2	0	1	0	2		
D30	at JSU*	* 25	4-13	0-3	1-2	1-1-2	2	3	0	4	0	9		
J5	at #2LOU*	* 28	2-6	1-3	4-6	0-2-2	2	2	5	1	0	9		
J7	at TSU*	* 21	1-6	0-3	0-0	0-3-3	0	5	2	1	1	2		
J14	AP*	* 22	1-4	1-4	0-0	0-2-2	4	3	2	0	0	3		
J16	MUR*	* 20	1-2	0-0	0-0	0-3-3	1	3	1	2	0	2		
J21	at ECU*	* 20	1-7	1-4	0-0	1-4-5	0	1	3	2	0	3		
J23	at MOR*	* 35	6-10	1-3	1-2	2-2-4	1	2	0	0	2	14		
J26	BEL*	* 24	0-3	0-3	0-0	0-2-2	1	4	2	1	0	0		
J28	EIU*	* 29	4-6	3-5	0-0	0-6-6	2	3	3	2	0	11		
J30	SIUE*	* 19	4-7	2-4	1-1	0-1-1	1	2	1	1	1	11		
F1	SEMO*	* 11	1-3	1-2	0-0	0-0-0	1	2	3	0	0	3		
F4	JSU*	* 23	3-5	1-1	1-1	1-6-7	1	2	1	1	0	8		
F6	TTU*	* 16	1-4	0-1	2-2	0-1-1	4	1	1	1	0	4		
F11	at AP*	* 26	1-4	1-2	0-0	1-4-5	2	1	2	0	0	3		
F13	at MUR*	* 26	1-8	1-5	0-0	2-3-5	0	2	0	0	1	3		
F18	MOR*	* 31	6-9	6-8	2-2	2-0-2	2	1	1	1	0	20		
F20	ECU*	* 32	3-3	2-2	2-4	0-3-3	1	6	3	0	0	10		
F25	at SIUE*	* 27	1-6	1-3	2-2	0-0-0	2	3	2	0	0	5		
F27	at EIU*	* 32	5-11	4-7	3-4	0-4-4	2	5	4	2	0	17		
M3	vs EIU#	* 36	1-8	0-2	0-0	2-2-4	1	6	3	2	1	2		
M5	vs TTU#	* 36	6-8	0-0	3-4	0-2-2	2	5	2	1	1	15		
M6	vs BEL#	* 32	6-9	3-5	1-2	1-0-1	1	2	3	2	1	16		
M19	vs WNIT\$	-	-	-	-	-	-	-	-	-	-	-		
M20	vs WNIT\$	-	-	-	-	-	-	-	-	-	-	-		

PIPKIN CAREER STATISTICS																									
Year	GP	GS	Min	Avg	Total			3-Point			F-Throw		Rebounds			PF	Ast	TO	Blk	Stl	Scoring				
					FG	FGA	Pct	FG	FGA	Pct	FT	FTA	Pct	Off	Def						Tot	Avg	Pts	Avg	
2017-18	-	-	-	-	-	-	-	-	-	-	-	-	-	-	-	-	-	-	-	-	-	-	-		
2018-19	3	3	55	18.3	4	16	.250	0	7	.000	Redshirted	0	0	.000	1	2	3	1.0	4	8	8	0	1	8	2.7
2019-20	-	-	-	-	-	-	-	-	-	-	Injured	-	-	-	-	-	-	-	-	-	-	-	-	-	
2020-21	23	22	589	25.6	60	146	.411	29	71	.408	23	32	.719	14	51	65	2.8	34	66	44	8	25	172	7.5	
TOTAL	26	25	644	24.8	64	162	.395	29	78	.372	23	32	.719	15	53	68	2.6	38	74	52	8	26	180	6.9	

PLAYER SUMMARIES



44

HALEY NICHOLS

Fr. | F | 6-0 | Avon, Ind. | Avon HS

SEASON HIGHS

Points	3 vs. Morehead State [2/18/21]
FG Made	1 vs. Morehead State [2/18/21]
FG Att.	1, 2x, vs. Morehead State [2/18/21]
3PG Made	1 vs. Morehead State [2/18/21]
3FG Att.	1 vs. Morehead State [2/18/21]
FT Made	N/A
FT Att.	N/A
Rebounds	1 vs. Eastern Kentucky [2/20/21]
Assists	N/A
Steals	1, 2x, vs. Morehead State [2/18/21]
Blocks	N/A
Minutes	2, 3x, vs. Eastern Kentucky [2/20/21]

CAREER HIGHS

Points	3 vs. Morehead State [2/18/21]
FG Made	1 vs. Morehead State [2/18/21]
FG Att.	1, 2x, vs. Morehead State [2/18/21]
3PG Made	1 vs. Morehead State [2/18/21]
3FG Att.	1 vs. Morehead State [2/18/21]
FT Made	N/A
FT Att.	N/A
Rebounds	1 vs. Eastern Kentucky [2/20/21]
Assists	N/A
Steals	1, 2x, vs. Morehead State [2/18/21]
Blocks	N/A
Minutes	2, 3x, vs. Eastern Kentucky [2/20/21]

MISCELLANEOUS CAREER STATISTICS

Games Played	7	Double-Doubles	0
Games Started	0	10+ Points	0
Led Team In Scoring	0	20+ Points	0
Led Team In Rebounding	0	5+ Rebounds	0
Led Team In Assists	0	10+ Rebounds	0
Led Team In Steals	0	5+ Assists	0
Led Team In Blocks	0	3+ Steals	0

NICHOLS GAME-BY-GAME STATISTICS

Date	Opp	GS	Min	FG	3FG	FT	O-D-R	PF	A	TO	S	B	PTS
D6	at #5LOU	-	-	-	-	DNP	-	-	-	-	-	-	-
D8	at SAM	-	-	-	-	DNP	-	-	-	-	-	-	-
D18	at SEMO*	-	-	-	-	DNP	-	-	-	-	-	-	-
D30	at JSU*	-	-	-	-	DNP	-	-	-	-	-	-	-
J5	at #2LOU*	-	-	-	-	DNP	-	-	-	-	-	-	-
J7	at TSU*	-	-	-	-	DNP	-	-	-	-	-	-	-
J14	AP*	0+	0-0	0-0	0-0	0-0-0	0	0	0	0	0	0	0
J16	MUR*	-	-	-	-	DNP	-	-	-	-	-	-	-
J21	at EKU*	1	0-1	0-0	0-0	0-0-0	1	0	0	0	0	0	0
J23	at MOR*	-	-	-	-	DNP	-	-	-	-	-	-	-
J26	BEL*	-	-	-	-	DNP	-	-	-	-	-	-	-
J28	EIU*	-	-	-	-	DNP	-	-	-	-	-	-	-
J30	SIUE*	2	0-0	0-0	0-0	0-0-0	0	0	0	0	0	0	0
F1	SEMO*	-	-	-	-	DNP	-	-	-	-	-	-	-
F4	JSU*	1	0-0	0-0	0-0-0	0-0-0	0	0	0	1	0	0	0
F6	TTU*	-	-	-	-	DNP	-	-	-	-	-	-	-
F11	at AP*	-	-	-	-	DNP	-	-	-	-	-	-	-
F13	at MUR*	-	-	-	-	DNP	-	-	-	-	-	-	-
F18	MOR*	2	1-1	1-1	0-0	0-0-0	0	0	0	1	0	3	3
F20	EKU*	2	0-0	0-0	0-0	1-0-1	0	0	1	0	0	0	0
F25	at SIUE*	-	-	-	-	DNP	-	-	-	-	-	-	-
F27	at EIU*	0+	0-0	0-0	0-0	0-0-0	0	0	0	0	0	0	0
M3	vs EIU#	-	-	-	-	DNP	-	-	-	-	-	-	-
M5	vs TTU#	-	-	-	-	DNP	-	-	-	-	-	-	-
M6	vs BEL#	-	-	-	-	DNP	-	-	-	-	-	-	-
M19	vs WNIT\$	-	-	-	-	-	-	-	-	-	-	-	-
M20	vs WNIT\$	-	-	-	-	-	-	-	-	-	-	-	-

NICHOLS CAREER STATISTICS

Year	GP	GS	Min	Avg	Total	3-Point	F-Throw	Rebounds	PF	Ass	TO	Blk	Stl	Scoring
					FG FGA Pct	FG FGA Pct	FT FTA Pct	Off Def Tot Avg						Pts Avg
2020-21	7	0	8	1.1	1 2 .500	1 1 1.000	0 0 .000	1 0 1 0.1	1	0	1	0	2	3 0.4
TOTAL	7	0	8	1.1	1 2 .500	1 1 1.000	0 0 .000	1 0 1 0.1	1	0	1	0	2	3 0.4



CATEGORY LEADERS

POINTS

	G	Pts	Pts/G
Chelsey Perry	17	383	22.5
Dasia Young	25	318	12.7
Maddie Waldrop	24	236	9.8
Seygan Robins	24	189	7.9
Paige Pipkin	23	172	7.5

FG PERCENTAGE

	FG	ATT	Pct
Dasia Young	115	218	.528
Damiaah Griffin	45	86	.523
Chelsey Perry	138	272	.507
Maddie Waldrop	91	182	.500
Zaire Hicks	16	34	.471

FIELD GOAL ATT

	G	Att	Att/G
Chelsey Perry	17	272	16.0
Dasia Young	25	218	8.7
Maddie Waldrop	24	182	7.6
Paige Pipkin	23	146	6.3
Seygan Robins	24	142	5.9

FIELD GOALS

	G	Made	M/G
Chelsey Perry	17	138	8.1
Dasia Young	25	115	4.6
Maddie Waldrop	24	91	3.8
Seygan Robins	24	63	2.6
Paige Pipkin	23	60	2.6

3-POINT %

	3FG	ATT	Pct
Seygan Robins	42	88	.477
Paige Pipkin	29	71	.408
Kyannah Grant	13	32	.406
Chelsey Perry	26	64	.406
Zaire Hicks	6	15	.400

3-POINT FG ATT

	G	Att	Att/G
Seygan Robins	24	88	3.7
Paige Pipkin	23	71	3.1
Chelsey Perry	17	64	3.8
Maddie Waldrop	24	58	2.4
Kyannah Grant	22	32	1.5

3-POINT FGS

	G	Made	M/G
Seygan Robins	24	42	1.8
Paige Pipkin	23	29	1.3
Chelsey Perry	17	26	1.5
Maddie Waldrop	24	19	0.8
Kyannah Grant	22	13	0.6

FT %

	FT	ATT	Pct
Chelsey Perry	81	98	.827
Seygan Robins	21	27	.778
Kyannah Grant	13	17	.765
Dasia Young	80	109	.734
Paige Pipkin	23	32	.719

FREE THROW ATT

	G	Att	Att/G
Dasia Young	25	109	4.4
Chelsey Perry	17	98	5.8
Maddie Waldrop	24	49	2.0
Paige Pipkin	23	32	1.4
Sade' Hudson	25	32	1.3

FREE THROWS

	G	Made	M/G
Chelsey Perry	17	81	4.8
Dasia Young	25	80	3.2
Maddie Waldrop	24	35	1.5
Sade' Hudson	25	23	0.9
Paige Pipkin	23	23	1.0

REBOUNDS

	G	Reb	Reb/G
Dasia Young	25	157	6.3
Maddie Waldrop	24	152	6.3
Chelsey Perry	17	120	7.1
Demi Burdick	23	81	3.5
Paige Pipkin	23	65	2.8

ASSISTS

	G	No.	A/G
Seygan Robins	24	85	3.5
Paige Pipkin	23	66	2.9
Maddie Waldrop	24	55	2.3
Dasia Young	25	53	2.1
Kyannah Grant	22	39	1.8

STEALS

	G	No.	S/G
Seygan Robins	24	32	1.3
Dasia Young	25	28	1.1
Paige Pipkin	23	25	1.1
Chelsey Perry	17	19	1.1
Maddie Waldrop	24	16	0.7

OFFENSIVE REB

	G	No.	Avg/G
Dasia Young	25	56	2.2
Chelsey Perry	17	27	1.6
Maddie Waldrop	24	25	1.0
Demi Burdick	23	16	0.7
Paige Pipkin	23	14	0.6

DEFENSIVE REB

	G	No.	Avg/G
Maddie Waldrop	24	127	5.3
Dasia Young	25	101	4.0
Chelsey Perry	17	93	5.5
Demi Burdick	23	65	2.8
Paige Pipkin	23	51	2.2

BLOCKED SHOTS

	G	No.	Blk/G
Chelsey Perry	17	28	1.6
Maddie Waldrop	24	24	1.0
Demi Burdick	23	17	0.7
Dasia Young	25	13	0.5
Paige Pipkin	23	8	0.3

MINUTES

	G	No.	Min/G
Dasia Young	25	765	30.6
Seygan Robins	24	732	30.5
Maddie Waldrop	24	716	29.8
Paige Pipkin	23	589	25.6
Chelsey Perry	17	512	30.1

TRACKING CAREER MILESTONES

POINTS

Rk.	Pts	Name	Year
1.	2865	Heather Butler	2010-14
2.	2566	Jasmine Newsome	2010-14
3.	1888	Chelsey Perry	2017-P
4.	1754	Mary Kate Long	1985-89
5.	1723	Zabrina Harris	1996-00
6.	1702	Tara Tansil-Gentry	1991-95
7.	1405	Pat Head Summitt	1970-74
8.	1377	Andreika Jackson	2003-07
9.	1345	Gwen Long	1985-88, 89-90
10.	1253	Emanye Robertson	2015-19

REBOUNDS

Rk.	Rbs	Name	Year
1.	1318	Mary Kate Long	1985-89
2.	973	Phyllisha Mitchell	2005-08
3.	800	Maddie Waldrop	2017-P
4.	745	Chelsey Perry	2017-P
5.	734	Angela Reaves	1981-85
6.	720	Andreika Jackson	2003-07
7.	696	Zabrina Harris	1996-00
8.	666	Tracy Webb	1998-02
9.	657	Tara Tansil-Gentry	1991-95
10.	604	Jasmine Newsome	2010-14

FIELD GOALS MADE

Rk.	FG	Name	Year
1.	958	Heather Butler	2010-14
2.	857	Jasmine Newsome	2010-14
3.	747	Mary Kate Long	1985-89
4.	707	Chelsey Perry	2017-P
5.	699	Zabrina Harris	1996-00
6.	522	Pat Head Summitt	1970-74
7.	505	Gwen Long	1985-88, 89-90
8.	497	Angela Reaves	1981-85
9.	493	Tara Tansil-Gentry	1991-95
10.	454	Emanye Robertson	2015-19

BLOCKS

Rk.	Blks	Name	Year
1.	223	Chelsey Perry	2017-P
2.	203	Mary Kate Long	1985-89
3.	155	Rickiesha Bryant	2010-13
4.	93	Chastity Bohannon	1997-00
5.	90	Zabrina Harris	1996-00
6.	87	Maddie Waldrop	2017-P
7.	67	Melissa Dawson	1987-91
8.	52	Katie Schubert	2012-16
9.	49	Jasmine Newsome	2010-14
10.	48	Tracy Webb	1998-02

3-POINTERS MADE

Rk.	3Pt.	Name	Year
1.	392	Heather Butler	2010-14
2.	232	Jasmine Newsome	2010-14
3.	225	Katie Schubert	2012-16
4.	210	Kendall Spray	2016-18
5.	209	Jessy Ward	2014-17
6.	156	Kelly Pendleton	1998-02
7.	152	Tara Tansil-Gentry	1991-95
8.	128	Jaclissa Haislip	2010-12
9.	120	Chelsey Perry	2017-P
10.	115	Taylor Hall	2010-12

ASSISTS

Rk.	Ast.	Name	Year
1.	691	Jasmine Newsome	2010-14
2.	514	Emanye Robertson	2015-19
3.	467	Heather Butler	2010-14
4.	458	Gwen Long	1985-88, 89-90
5.	394	Janice Epperson	1987-91
6.	380	Katie Schubert	2012-16
7.	315	Tessa Fields	1997-99
8.	313	Deenie Ware	1981-85
9.	304	Tara Tansil-Gentry	1991-95
10.	278	Danielle Page	2001-05

FREE THROWS MADE

Rk.	FT	Name	Year
1.	620	Jasmine Newsome	2010-14
2.	564	Tara Tansil-Gentry	1991-95
3.	557	Heather Butler	2010-14
4.	417	Andreika Jackson	2003-07
5.	368	Pat Head Summitt	1970-74
6.	354	Chelsey Perry	2017-P
7.	325	Gwen Long	1985-88, 89-90
8.	316	Phyllisha Mitchell	2005-08
9.	311	Zabrina Harris	1996-00
10.	310	Emanye Robertson	2015-19

STEALS

Rk.	St.	Name	Year
1.	411	Gwen Long	1985-88, 89-90
2.	325	Jasmine Newsome	2010-14
3.	256	Tara Tansil-Gentry	1991-95
4.	250	Emanye Robertson	2015-19
5.	221	Deenie Ware	1981-85
6.	184	Janice Epperson	1987-91
7.	182	Katie Schubert	2012-16
8.	178	Tracy Webb	1998-02
9.	173	Gina Warren	1990-94
10.	171	Tessa Fields	1997-99

VS. RANKED OPPONENTS

DATE	OPPONENT	RESULTS
1/22/76	AT #19 KENTUCKY	L, 63-56
2/12/79	AT #6 TENNESSEE	L, 124-60
3/2/79	AT #8 TENNESSEE	L, 96-51
2/16/80	#4 TENNESSEE	L, 69-55
2/28/80	VS. #4 TENNESSEE	L, 81-35
2/26/81	VS. #4 TENNESSEE	L, 71-41
11/23/97	#1 TENNESSEE	L, 73-32
11/19/99	#5 TENNESSEE	L, 133-60
1/7/02	AT #9 NORTH CAROLINA	L, 90-67
12/22/02	#4 VANDERBILT	L, 101-77
12/3/03	AT #2 NORTH CAROLINA	L, 101-63
12/2/04	AT #4 NORTH CAROLINA	L, 96-36
1/2/05	AT #15 GEORGIA	L, 68-52
12/30/05	#17 GEORGIA	L, 81-47
12/5/06	AT #6 TENNESSEE	L, 85-29
11/28/08	AT #25 XAVIER	L, 73-41
12/30/10	AT #11 KENTUCKY	L, 68-47
3/19/11	AT #6 DUKE	L, 90-45
11/20/11	AT #16 PURDUE	L, 65-39
12/7/11	#23 VANDERBILT	L, 99-84
12/28/11	AT #14 LOUISVILLE	L, 70-57
3/17/12	#9 TENNESSEE	L, 72-49
11/17/12	VS. #1 BAYLOR	L, 82-67
11/18/12	VS. #4 STANFORD	L, 92-68
11/26/12	#4 LOUISVILLE	L, 79-61
12/9/12	#14 PURDUE	L, 68-60
3/24/13	VS. #2 NOTRE DAME	L, 97-64
11/10/13	AT #25 GONZAGA	L, 91-54
12/28/13	AT #20 FLORIDA STATE	L, 76-53
3/23/14	VS. #12 NORTH CAROLINA	L, 60-58
11/15/15	AT #23 IOWA	L, 62-56
11/11/16	#5 LOUISVILLE	L, 100-57
12/20/16	AT #22 DePAUL	L, 100-68
12/5/17	AT #4 LOUISVILLE	L, 91-56
3/3/18	VS. #22 BELMONT	L, 63-56 ^(OT)
12/4/18	AT #4 LOUISVILLE	L, 102-62
11/11/19	AT #10 MISSISSIPPI STATE	L, 82-46
11/14/19	AT #23 GONZAGA	L, 78-55
12/19/19	VS. #6 LOUISVILLE	L, 71-63 ^(2OT)
12/29/19	AT #20 ARKANSAS	L, 96-46
12/6/20	AT #5 LOUISVILLE	L, 85-67
1/5/21	AT #2 LOUISVILLE	L, 96-61

TOTAL vs. TOP 25 0-42

vs. No. 1 0-2
 vs. No. 2 0-3
 vs. No. 4 0-9
 vs. No. 5 0-3
 vs. No. 6 0-4
 vs. No. 8 0-1
 vs. No. 9 0-2
 vs. No. 10 0-1
 vs. No. 11 0-1
 vs. No. 12 0-1
 vs. No. 14 0-2
 vs. No. 15 0-1
 vs. No. 16 0-1
 vs. No. 17 0-1
 vs. No. 19 0-1
 vs. No. 20 0-2
 vs. No. 22 0-2
 vs. No. 23 0-3
 vs. No. 25 0-2

TEAM GAME-BY-GAME

Opponent	Date	Score	W/L	Total			3-Pointers			Free Throws			Rebounds				PF	A	TO	Blk	Stl	Pts	Avg
				FG	FGA	Pct	3FG	FGA	Pct	FT	FTA	Pct	Off	Def	Tot	Avg							
at #5 Louisville	12/06/20	67-85	L	21	51	.412	7	20	.350	18	25	.720	3	32	35	35.0	22	11	19	2	3	67	67.0
at Samford	12/08/20	75-67	W	31	55	.564	7	16	.438	6	11	.545	10	23	33	34.0	14	21	19	4	8	75	71.0
at Southeast Missouri	12/18/20	61-58	W	22	54	.407	3	10	.300	14	18	.778	12	25	37	35.0	15	15	14	1	6	61	67.7
at Jacksonville St.	12/30/20	67-72	L	27	69	.391	4	16	.250	9	15	.600	13	24	37	35.5	16	12	13	2	10	67	67.5
at #2 Louisville	01/05/21	61-96	L	20	50	.400	4	14	.286	17	24	.708	5	23	28	34.0	15	9	18	3	3	61	66.2
at Tennessee St.	01/07/21	80-39	W	30	63	.476	10	26	.385	10	12	.833	16	25	41	35.2	12	20	12	5	9	80	68.5
AUSTIN PEAY	01/14/21	69-53	W	20	44	.455	8	17	.471	21	27	.778	6	31	37	35.4	18	15	18	2	5	69	68.6
MURRAY ST.	01/16/21	78-71	W	30	62	.484	4	15	.267	14	17	.824	8	30	38	35.8	15	18	13	5	5	78	69.8
at Eastern Kentucky	01/21/21	65-39	W	24	61	.393	10	26	.385	7	10	.700	7	32	39	36.1	13	22	15	3	9	65	69.2
at Morehead State	01/23/21	80-63	W	30	58	.517	4	17	.235	16	19	.842	7	24	31	35.6	18	17	8	11	6	80	70.3
BELMONT	01/26/21	66-63	W	24	52	.462	7	19	.368	11	16	.688	6	30	36	35.6	9	20	10	4	6	66	69.9
EASTERN ILL.	01/28/21	70-50	W	27	54	.500	9	24	.375	7	8	.875	4	21	25	34.8	11	21	11	1	10	70	69.9
SIUE	01/30/21	79-45	W	32	58	.552	10	17	.588	5	8	.625	6	34	40	35.2	21	21	13	6	8	79	70.6
SOUTHEAST MISSOURI	02/01/21	80-70	W	28	59	.475	7	18	.389	17	23	.739	11	18	29	34.7	17	20	12	0	10	80	71.3
JACKSONVILLE ST.	02/04/21	60-46	W	24	51	.471	4	10	.400	8	13	.615	9	36	45	35.4	13	15	19	8	10	60	70.5
TENNESSEE TECH	02/06/21	73-77	L	28	55	.509	4	14	.286	13	17	.765	8	19	27	34.9	19	15	16	2	9	73	70.7
at Austin Peay	02/12/21	56-51	W	18	42	.429	1	5	.200	19	23	.826	11	28	39	35.1	13	7	23	3	4	56	69.8
at Murray St.	02/13/21	67-65	W	28	67	.418	5	19	.263	6	7	.857	11	25	36	35.2	13	14	8	5	5	67	69.7
MOREHEAD STATE	02/18/21	77-39	W	23	53	.434	10	19	.526	21	31	.677	11	33	44	35.6	15	19	14	8	13	77	70.1
EASTERN KENTUCKY	02/20/21	81-62	W	27	55	.491	13	24	.542	14	20	.700	7	25	32	35.5	16	19	12	6	8	81	70.6
at SIUE	02/25/21	68-52	W	25	54	.463	3	12	.250	15	16	.938	7	26	33	35.3	23	15	12	2	10	68	70.5
at Eastern Ill.	02/27/21	69-63	W	24	41	.585	8	16	.500	13	23	.565	3	25	28	35.0	18	17	19	8	9	69	70.4
vs Eastern Ill.	03/03/21	65-56	W	19	43	.442	6	14	.429	21	23	.913	10	25	35	35.0	8	15	18	4	5	65	70.2
vs Tennessee Tech	03/05/21	69-56	W	26	48	.542	4	9	.444	13	15	.867	5	31	36	35.0	13	17	15	10	4	69	70.1
vs Belmont	03/06/21	75-83	L	28	59	.475	7	21	.333	12	14	.857	12	18	30	34.8	20	23	17	5	10	75	70.3
UT Martin		1758		636	1358	.468	159	418	.380	327	435	.752	208	663	871	34.8	387	418	368	110	185	1758	70.3
Opponents		1521		540	1435	.376	165	529	.312	276	388	.711	284	566	850	34.0	423	297	391	59	181	1521	60.8



SPECIALTY TEAM STATS

Date	Opponent	Result	POINTS IN THE PAINT			POINTS OFF TURNOVERS			2ND CHANCE POINTS			FAST BREAK POINTS			BENCH POINTS		
			UTM	OPP.	DIFF.	UTM	OPP.	DIFF.	UTM	OPP.	DIFF.	UTM	OPP.	DIFF.	UTM	OPP.	DIFF.
Dec. 6	at #5 Louisville	L, 85-67	24	40	-16	8	13	-5	2	12	-10	0	13	-13	5	36	-31
Dec. 8	at Samford	W, 75-67	38	24	+14	19	19	0	8	8	0	11	4	+7	15	30	-15
Dec. 18	at Southeast Missouri*	W, 61-58	26	28	-2	6	13	-7	8	15	-7	2	2	0	12	11	+1
Dec. 30	at Jacksonville State*	L, 72-67	36	34	+2	16	9	+7	9	4	+5	9	13	-4	18	25	-7
Jan. 5	at #2 Louisville	L, 96-61	24	30	-6	7	26	-19	4	7	-3	4	9	-5	16	28	-12
Jan. 7	at Tennessee State*	W, 80-39	36	14	+22	24	4	+20	21	8	+13	9	0	+9	21	13	+8
Jan. 14	AUSTIN PEAY*	W, 69-53	18	16	+2	16	12	+4	4	6	-2	1	5	-4	5	33	-28
Jan. 16	MURRAY STATE*	W, 78-71	48	16	+32	9	24	-15	8	2	+6	5	12	-7	4	11	-7
Jan. 21	at Eastern Kentucky*	W, 65-39	24	20	+4	17	13	+4	2	11	-9	3	2	+1	17	9	+8
Jan. 23	at Morehead State*	W, 80-63	40	22	+18	17	6	+11	5	5	0	9	4	+5	7	12	-5
Jan. 26	BELMONT*	W, 66-63	30	14	+16	8	7	+1	9	16	-7	3	3	0	16	7	+9
Jan. 28	EASTERN ILLINOIS*	W, 70-50	30	26	+4	23	5	+18	4	7	-3	2	2	0	11	11	0
Jan. 30	SIUE*	W, 79-45	36	24	+12	23	6	+17	7	10	-3	10	3	+7	42	15	+27
Feb. 1	SOUTHEAST MISSOURI*	W, 80-70	30	34	-4	23	14	+9	9	11	-2	5	17	-12	15	3	+12
Feb. 4	JACKSONVILLE STATE*	W, 60-46	30	10	+20	10	13	-3	8	7	+1	6	2	+4	15	27	-12
Feb. 6	TENNESSEE TECH*	L, 77-73	38	18	+20	10	13	-3	8	18	-10	7	7	0	8	12	-4
Feb. 12	at Austin Peay*	W, 56-51	32	20	+12	13	12	+1	10	12	-2	7	0	+7	16	16	0
Feb. 13	at Murray State*	W, 67-65	30	28	+2	17	4	+13	11	13	-2	10	5	+5	34	10	+24
Feb. 18	MOREHEAD STATE*	W, 77-39	24	20	+4	22	5	+17	10	7	+3	3	8	-5	25	11	+14
Feb. 20	EASTERN KENTUCKY*	W, 81-62	26	16	+10	16	8	+8	7	9	-2	4	2	+2	30	31	-1
Feb. 25	at SIUE*	W, 68-52	34	30	+4	23	12	+11	10	8	+2	6	5	+1	20	5	+15
Feb. 27	at Eastern Illinois*	W, 69-63	30	32	-2	14	21	-7	4	8	-4	8	8	0	10	12	-2
March 3	vs. Eastern Illinois#	W, 65-56	20	34	-14	13	19	-6	8	14	-6	4	13	-9	11	5	+6
March 5	vs. Tennessee Tech#	W, 69-56	38	30	+8	9	11	-2	7	7	0	6	10	-4	10	14	-4
March 6	vs. Belmont#	W, 83-75	38	26	+12	19	31	-12	9	14	-5	11	15	-4	22	22	0



UT Martin at #5 Louisville
12/6/20 | 11 am at KFC Yum! Center - Louisville, Ky.

UT Martin 67 • 0-1												
##	Player	GS	MIN	FG	3PT	FT	O-B-T	PF	A	T	B	SPTS
20	Chelsey Perry	*	29	8-19	3-7	7-8	0-4-4	4	2	1	2	1 26
11	Dasia Young	*	36	4-7	2-3	2-4	0-5-5	4	2	0	0	0 12
23	Hayley Harrison	*	18	2-4	2-2	4-6	1-1-2	2	0	2	0	1 10
21	Maddie Waldrop	*	33	3-6	0-3	2-3	2-6-8	3	1	2	0	0 8
05	Seygan Robins	*	25	2-6	0-2	2-2	0-1-1	4	4	5	0	0 6
10	Raegan Johnson	*	6	2-2	0-0	0-0	0-3-3	3	0	1	0	0 4
02	Sade' Hudson	*	24	0-5	0-1	1-2	0-3-3	1	1	4	0	1 1
13	Demi Burdick	*	12	0-1	0-1	0-0	0-2-2	1	0	1	0	0 0
22	Damiaah Griffin	*	12	0-0	0-0	0-0	0-2-2	0	1	2	0	0 0
03	Macy Rippey	*	5	0-1	0-1	0-0	0-0-0	0	0	1	0	0 0
TM TEAM			0	0-0	0-0	0-0	0-5-5	0	0	0	0	0 0
TOTALS			- 200	21-51	7-20	18-25	3-32-35	22	11	19	2	3 67

#5 Louisville • 4-0												
##	Player	GS	MIN	FG	3PT	FT	O-B-T	PF	A	T	B	SPTS
01	Dana Evans	*	27	9-18	4-9	4-5	0-1-1	2	1	1	0	2 26
10	Hailey Van Lith	*	29	2-9	0-2	6-7	1-6-7	2	3	1	0	3 10
14	Kianna Smith	*	18	4-9	2-4	0-0	0-1-1	4	0	1	0	0 10
11	Norika Konno	*	18	3-6	1-2	2-2	0-3-3	0	0	1	0	0 9
44	Olivia Cochran	*	19	2-5	0-0	3-6	4-6-10	2	0	2	0	0 7
22	Elizabeth Dixon	*	15	3-5	0-0	1-2	1-6-7	2	1	0	1	0 7
13	Merissah Russell	*	11	3-3	0-0	0-0	0-2-2	4	1	2	0	0 6
04	Elizabeth Balogun	*	19	2-5	0-2	1-2	0-1-1	4	1	1	0	3 5
00	Ramani Parker	*	5	1-2	0-0	2-3	2-0-2	1	0	0	0	0 4
02	Ahlana Smith	*	13	0-2	0-2	1-2	0-0-0	1	2	0	0	1 1
05	Mykasa Robinson	*	13	0-1	0-0	0-0	2-3-5	2	3	1	0	0 0
31	Nyah Green	*	13	0-4	0-2	0-0	1-1-2	2	0	0	0	0 0
TM TEAM			0	0-0	0-0	0-0	1-1-2	0	0	0	0	0 0
TOTALS			- 200	29-67	7-23	42-46	12-31-43	26	12	9	1	9 85

Score by Periods						1st	2nd	3rd	4th	Total
UT Martin						14	13	21	19	67
#5 Louisville						15	25	24	21	85

UT Martin at Samford
12/8/20 | 6 pm at Pete Hanna Center - Birmingham, Ala.

UT Martin 75 • 1-1												
##	Player	GS	MIN	FG	3PT	FT	O-B-T	PF	A	T	B	SPTS
20	Chelsey Perry	*	40	14-22	3-5	0-0	3-8-11	2	1	2	2	3 31
05	Seygan Robins	*	38	6-9	4-6	0-0	1-1-2	2	6	6	0	2 16
11	Dasia Young	*	32	2-6	0-3	1-3	1-4-5	3	3	3	1	0 5
23	Hayley Harrison	*	26	1-4	0-1	2-2	0-1-1	3	1	3	0	0 4
21	Maddie Waldrop	*	25	2-5	0-0	0-2	1-5-6	4	5	1	1	2 4
13	Damiaah Griffin	*	6	4-4	0-0	0-0	0-0-0	0	0	1	0	0 8
22	Demi Burdick	*	18	2-3	0-0	0-0	3-2-5	0	2	1	0	0 4
02	Sade' Hudson	*	15	0-2	0-1	3-4	0-0-0	0	3	1	0	1 3
TM TEAM			0	0-0	0-0	0-0	1-2-3	0	0	1	0	0 0
TOTALS			- 200	31-55	7-16	6-11	10-23-33	14	21	19	4	8 75

Samford • 0-4												
##	Player	GS	MIN	FG	3PT	FT	O-B-T	PF	A	T	B	SPTS
14	Annie Ramil	*	30	4-10	0-3	5-8	6-7-13	3	2	5	1	1 13
22	Raven Omar	*	36	5-8	2-2	0-0	1-2-3	0	3	3	0	0 12
03	Shauntai Battle	*	24	2-5	2-4	2-2	0-0-0	0	1	1	0	0 8
33	Makaila Woolard	*	34	2-7	0-1	0-0	2-4-6	2	1	1	0	0 4
04	Audra Leopold	*	6	0-3	0-2	0-0	0-0-0	0	0	0	0	0 0
11	Andrea Cournoyer	*	28	8-17	2-7	0-1	1-2-3	2	3	1	0	1 18
12	Mallory Hampton	*	24	4-5	2-3	0-0	0-0-0	0	3	3	0	2 10
32	Kiersten Nelson	*	14	1-3	0-0	0-0	0-0-0	1	0	1	0	1 2
21	Katie Allen	*	4	0-0	0-0	0-0	0-0-0	1	0	1	0	1 0
TM TEAM			0	0-0	0-0	0-0	2-2-4	0	0	1	0	0 0
TOTALS			- 200	26-58	8-22	7-11	12-17-29	9	13	17	1	6 67

Score by Periods						1st	2nd	3rd	4th	Total
UT Martin						16	21	26	12	75
Samford						20	22	13	12	67

UT Martin at Samford
12/8/20 | 6 pm at Pete Hanna Center - Birmingham, Ala.

UT Martin 61 • 2-1 (1-1 OVC)												
##	Player	GS	MIN	FG	3PT	FT	O-B-T	PF	A	T	B	SPTS
20	Chelsey Perry	*	39	9-17	2-4	8-10	1-6-7	4	3	4	0	1 28
05	Seygan Robins	*	39	2-6	0-3	2-2	0-1-1	2	4	4	0	1 6
21	Maddie Waldrop	*	27	2-8	0-0	2-4	0-7-7	2	1	2	0	1 6
23	Hayley Harrison	*	19	2-2	1-1	0-0	0-3-3	1	1	4	0	1 5
11	Dasia Young	*	33	2-8	0-0	0-0	5-4-9	2	3	0	1	0 4
13	Demi Burdick	*	8	2-5	0-0	0-0	0-1-1	1	0	0	0	0 4
35	Paige Pipkin	*	18	1-4	0-1	0-0	1-0-1	1	2	0	0	1 2
22	Damiaah Griffin	*	9	1-2	0-0	0-0	0-1-1	1	0	0	0	0 2
14	Zaire Hicks	*	5	1-1	0-0	0-0	0-0-0	1	0	0	0	1 2
31	Kyannah Grant	*	3	0-1	0-1	2-2	0-0-0	0	1	1	0	0 2
02	Sade' Hudson	0+	0-0	0-0	0-0	0-0	0-0-0	0	0	0	0	0 0
03	Macy Rippey	0+	0-0	0-0	0-0	0-0	0-0-0	0	0	0	0	0 0
TM TEAM			0	0-0	0-0	0-0	5-2-7	0	0	0	0	0 0
TOTALS			- 200	22-54	3-10	14-18	12-25-37	15	15	14	1	6 61

Southeast Missouri 58 • 2-4 (0-1 OVC)												
##	Player	GS	MIN	FG	3PT	FT	O-B-T	PF	A	T	B	SPTS
24	Tesia Thompson	*	31	7-16	0-1	4-4	6-2-8	3	3	4	0	2 18
10	Taelour Pruitt	*	33	4-13	2-9	3-4	0-4-4	3	5	5	0	2 13
40	Latrese Saine	*	27	5-11	0-0	0-0	3-4-7	2	2	2	1	0 10
14	Nyrobi Pillers	*	19	2-7	0-0	2-2	1-2-3	4	0	0	0	0 6
34	Sophie Bussard	*	13	0-2	0-1	0-0	0-0-0	0	2	0	0	0 0
02	Roshala Scott	*	23	2-5	2-2	3-3	2-3-5	1	0	2	0	2 8
01	Kennedi Allen	*	21	1-5	0-0	0-0	1-4-5	1	1	0	3	0 2
30	Terri Smith	*	23	0-3	0-2	1-2	0-0-0	2	0	1	0	1 0
13	Deanay Watson	*	10	0-2	0-0	0-0	1-1-2	0	0	0	0	1 0
TM TEAM			0	0-0	0-0	0-0	5-1-6	0	0	0	0	0 0
TOTALS			- 200	21-64	4-15	12-15	19-21-40	16	13	13	5	7 58

Score by Periods						1st	2nd	3rd	4th	Total
UT Martin						11	17	15	18	61
Southeast Missouri						8	8	25	17	58



UT Martin at Jacksonville State
12/30/20 | 4:30 pm at Pete Mathews Coliseum - Jacksonville, Ala.

UT Martin 67 • 2-2 (1-1 OVC)												
##	Player	GS	MIN	FG	3PT	FT	O-B-T	PF	A	T	B	SPTS
20	Chelsey Perry	*	34	9-18	1-2	4-6	6-4-10	4	1	3	0	0 23
11	Dasia Young	*	29	4-9	1-3	1-2	1-3-4	2	1	2	0	1 10
35	Paige Pipkin	*	25	4-13	0-3	1-2	1-1-2	2	3	0	0	4 9
05	Seygan Robins	*	30	2-6	0-2	0-0	1-1-2	2	4	4	0	1 4
21	Maddie Waldrop	*	14	1-2	1-1	0-0	0-0-0	0	0	1	0	0 3
14	Zaire Hicks	*	14	4-8	1-3	0-0	0-0-0	1	0	2	1	1 9
22	Damiaah Griffin	12	2-4	0-1	2-3	1-3-4	0	0	0	0	0	2 6
13	Demi Burdick	16	1-4	0-0	0-0	0-4-4	0	0	1	1	0	2
10	Raegan Johnson	4	0-2	0-0	1-2	1-0-1	1	0	0	0	0	1
23	Hayley Harrison	11	0-1	0-1	0-0	0-1-1	2	1	0	0	1	0
31	Kyannah Grant	8	0-1	0-0	0-0	1-1-2	0	2	0	0	0	0
02	Sade' Hudson	3	0-1	0-0	0-0	0-1-1	2	0	0	0	0	0
03	Macy Rippey	0+	0-0	0-0	0-0	0-0-0	0	0	0	0	0	0
TM	TEAM	0	0-0	0-0	0-0	1-5-6	0	0	0	0	0	0
TOTALS		-	200	27-69	4-16	9-15	13-24-37	16	12	13	2	10 67



UT Martin vs. SIUE
1/30/21 | 1 pm at Elam Center - Martin, Tenn.

SIUE 45 • 5-11, 2-9												
##	Player	GS	MIN	FG	3PT	FT	O-B-T	PF	A	T	B	S PTS
12	Mikayla Kinnard	*	34	4-9	0-0	2-2	1-2-3	1	1	6	0	10
11	Mikia Keith	*	28	3-7	2-4	0-0	1-2-3	3	2	3	0	8
23	Allie Troeckler	*	25	2-4	0-0	1-1	1-2-3	2	1	0	0	5
05	Ajulu Thatha	*	16	1-7	0-0	3-7	3-4-7	1	0	2	0	5
10	Sara Majorosova	*	15	1-5	0-3	0-0	0-3-3	0	2	0	0	2
02	Prima Chellis		15	2-5	0-1	3-6	1-1-2	0	0	1	0	2
34	Kelsie Williams		18	1-6	0-0	0-0	0-0-0	1	1	2	2	1
52	Madison Webb		10	1-1	0-0	0-0	0-1-1	3	1	1	0	2
35	Mikala Hall		5	1-3	0-1	0-0	0-1-1	0	0	0	1	0
44	Tori Hamilton		8	0-0	0-0	1-4	2-1-3	2	0	0	1	0
22	Madison Hackstadt		7	0-2	0-2	1-2	1-0-1	0	0	0	0	1
04	Tori Handley		12	0-4	0-2	0-0	2-1-3	0	0	1	0	0
15	Masyn McWilliams		7	0-3	0-2	0-2	0-2-2	0	0	0	0	0
TM TEAM			0	0-0	0-0	0-0	2-1-3	0	0	0	0	0
TOTALS			- 200	16-56	2-15	11-24	14-21-35	13	8	17	3	9 45

UT Martin 79 • 10-3, 9-1												
##	Player	GS	MIN	FG	3PT	FT	O-B-T	PF	A	T	B	S PTS
35	Paige Pipkin	*	19	4-7	2-4	1-1	0-1-1	1	2	1	1	11
21	Maddie Waldrop	*	26	4-7	0-1	0-0	1-12-13	3	4	2	1	8
20	Chelsey Perry	*	8	3-6	0-0	1-1	1-2-3	0	1	1	0	7
11	Dasia Young	*	13	3-5	0-0	0-2	1-3-4	1	2	0	1	2
05	Seygan Robins	*	24	2-4	1-2	0-0	0-1-1	3	4	2	0	5
23	Hayley Harrison		18	4-5	4-5	2-2	1-3-4	1	1	1	0	14
13	Demi Burdick		22	4-6	0-0	0-0	1-5-6	1	0	1	0	8
31	Kyannah Grant		23	2-3	2-3	0-0	0-1-1	0	3	0	2	1
22	Damiaiah Griffin		17	3-7	0-0	0-0	0-2-2	5	1	2	1	0
02	Sade' Hudson		18	2-4	1-2	0-0	0-2-2	3	2	1	0	2
10	Raegan Johnson		10	1-4	0-0	1-2	0-0-0	3	1	1	0	3
44	Haley Nichols		2	0-0	0-0	0-0	0-0-0	0	0	0	0	0
TM TEAM			0	0-0	0-0	0-0	1-2-3	0	0	1	0	0
TOTALS			- 200	32-58	10-17	5-8	6-34-40	21	21	13	6	8 79

Score by Periods												
	1st	2nd	3rd	4th	Total							
SIUE	11	12	7	15	45							
UT Martin	15	15	27	22	79							



UT Martin vs. Southeast Missouri
2/1/21 | 4 pm at Elam Center - Martin, Tenn.

Southeast Missouri 70 • 9-7, 7-4												
##	Player	GS	MIN	FG	3PT	FT	O-B-T	PF	A	T	B	S PTS
02	Roshala Scott	*	37	8-10	4-6	2-2	0-7-7	3	4	6	1	0 22
24	Tesia Thompson	*	28	5-12	0-2	4-6	3-6-9	3	2	2	0	14
30	Terrri Smith	*	39	6-14	0-3	0-0	3-0-3	1	3	2	0	7 12
40	Latrese Saine	*	26	4-9	0-0	2-4	4-7-11	4	0	2	2	10
34	Sophie Bussard	*	40	4-9	1-3	0-0	0-0-0	2	2	3	0	9
12	Sophia Hancock		8	1-1	0-0	1-2	0-2-2	1	2	1	0	3
14	Nyrobi Pillers		16	0-1	0-0	0-0	4-2-6	2	2	2	0	1
13	Deanyan Watson		6	0-2	0-0	0-0	0-0-0	0	0	0	0	1
TM TEAM			0	0-0	0-0	0-0	0-0-0	0	0	1	0	0
TOTALS			- 200	28-58	5-14	9-14	14-24-38	16	15	19	3	11 70

UT Martin 80 • 11-3, 10-1												
##	Player	GS	MIN	FG	3PT	FT	O-B-T	PF	A	T	B	S PTS
11	Dasia Young	*	38	9-14	0-0	7-8	3-3-6	3	1	3	0	1 25
31	Kyannah Grant	*	38	5-7	2-4	3-4	0-1-1	0	9	1	0	0 15
21	Maddie Waldrop	*	29	5-7	1-2	2-3	1-2-3	4	1	1	0	2 13
05	Seygan Robins	*	37	3-13	2-6	1-2	1-3-4	2	3	3	0	4 9
35	Paige Pipkin		11	1-3	1-2	0-0	0-0-0	1	2	3	0	0 3
22	Damiaiah Griffin		18	4-8	1-2	2-2	1-5-6	2	2	0	0	2 11
23	Hayley Harrison		11	1-2	0-0	1-2	1-1-2	1	1	1	0	1 3
02	Sade' Hudson		5	0-4	0-1	1-2	1-0-1	0	0	0	0	1
13	Demi Burdick		13	0-1	0-1	0-0	0-2-2	4	1	0	0	0
10	Raegan Johnson		0+	0-0	0-0	0-0	0-0-0	0	0	0	0	0
TM TEAM			0	0-0	0-0	0-0	3-1-4	0	0	0	0	0
TOTALS			- 200	28-59	7-18	17-23	11-18-29	17	20	12	0	10 80

Score by Periods												
	1st	2nd	3rd	4th	Total							
Southeast Missouri	23	20	11	16	70							
UT Martin	20	21	18	21	80							



UT Martin vs. Jacksonville State
2/4/21 | 5 pm at Elam Center - Martin, Tenn.

Jacksonville State 46 • 8-5, 5-4												
##	Player	GS	MIN	FG	3PT	FT	O-B-T	PF	A	T	B	S PTS
00	Taylor Hawks	*	22	2-7	0-3	3-5	0-3-3	0	4	3	0	0 7
24	Yamia Johnson	*	21	2-11	1-5	2-2	0-4-4	1	1	0	0	0 7
04	Keaira Griffin	*	24	2-5	1-3	0-1	0-3-3	1	1	0	0	5
23	Jessie Day	*	27	0-3	0-1	0-0	1-0-1	1	1	1	0	0
11	Kiana Johnson	*	17	0-9	0-0	0-0	1-1-2	2	0	2	0	0
02	Imari Martin		19	4-8	4-7	0-0	2-0-2	2	0	2	0	2 12
01	Kyra Williams		6	2-2	2-2	0-1	0-0-0	0	0	0	0	6
34	Winnie Kuimi		16	1-4	0-0	2-3	2-3-5	2	2	1	0	4
03	Kaiya Burnett		12	1-4	0-3	1-2	1-2-3	1	1	0	0	2 3
21	Kennedy Gavin		13	1-3	0-0	0-0	2-1-3	1	0	2	0	2
05	Nekiyah Thompson		23	0-2	0-2	0-0	0-1-1	2	2	5	0	3
TM TEAM			0	0-0	0-0	0-0	2-1-3	0	0	0	0	0
TOTALS			- 200	15-58	8-26	8-14	11-19-30	13	12	16	1	7 46

UT Martin 60 • 12-3, 11-1												
##	Player	GS	MIN	FG	3PT	FT	O-B-T	PF	A	T	B	S PTS
11	Dasia Young	*	31	4-8	0-0	3-5	3-10-13	2	2	3	1	0 11
31	Kyannah Grant	*	28	4-6	2-2	1-2	0-1-1	0	2	1	0	2 11
21	Maddie Waldrop	*	28	5-8	0-0	1-0	1-4-5	2	3	3	4	0 10
35	Paige Pipkin	*	24	3-5	1-1	0-1	1-6-7	1	2	1	0	1 8
05	Seygan Robins	*	31	1-7	1-3	2-2	0-5-5	0	2	1	0	4 5
22	Damiaiah Griffin		19	5-10	0-1	1-1	3-2-5	0	2	4	1	1 11
13	Demi Burdick		9	2-2	0-0	0-0	1-2-3	2	0	0	1	0 4
02	Sade' Hudson		13	0-2	0-1	0-2	0-1-1	3	1	2	0	0 0
23	Hayley Harrison		13	0-2	0-1	0-0	0-3-3	3	1	3	1	0
10	Raegan Johnson		3	0-1	0-0	0-0	0-0-0	0	0	1	0	0
44	Haley Nichols		1	0-0	0-0	0-0	0-0-0	0	0	0	0	1
TM TEAM			0	0-0	0-0	0-0	0-2-2	0	0	0	0	0
TOTALS			- 200	24-51	4-10	8-13	9-36-45	13	15	19	8	10 60

Score by Periods												
	1st	2nd	3rd	4th	Total							
Jacksonville State	15	9	0	22	46							
UT Martin	12	14	21	13	60							



UT Martin vs. Tennessee Tech
2/6/21 | 1 pm at Elam Center - Martin, Tenn.

Tennessee Tech 77 • 10-6, 8-5												
##	Player	GS	MIN	FG	3PT	FT	O-B-T	PF	A	T	B	S PTS
02	Jordan Brock	*	32	11-19	8-12	2-2	0-3-3	4	0	2	0	0 32
20	Kesha Brady	*	38	3-6	0-1	8-9	1-5-6	0	3	3	1	0 14
24	Jada Guinn	*	36	4-8	0-0	4-5	3-6-9	3	5	7	1	3 12
05	Anna Jones	*	31	2-5	0-2	3-3	4-1-5	5	4	1	0	2 7
33	Mackenzie Coleman*	20	0-2	0-0	0-2	0-3-3	1	0	3	2	1	0
03	Megan Clark	27	4-8	2-5	1-2	4-2-6	2	3	0	0	1	11
22	Peyton Carter	7	0-2	0-2	1-2	0-1-1	2	0	1	1	1	1
11	Maaliya Owens	9	0-5	0-3	0-0	0-0-0	2	0	1	0	1	0
13	Ansley Hall	0+	0-0	0-0	0-0	0-0-0	0	0	1	0	0	0
TM TEAM		0	0-0	0-0	0-0	2-1-3	0	0	0	0	0	0
TOTALS		-	200	24-55	10-25	19-25	14-22-36	19	15	19	5	9 77

UT Martin 73 • 12-4, 11-2												
##	Player	GS	MIN	FG	3PT	FT	O-B-T	PF	A	T	B	S PTS
21	Maddie Waldrop	*	38	7-9	3-3	5-6	2-6-8	2	2	1	1	2 22
11	Dasia Young	*	35	7-14	0-2	3-4	2-7-9	3	0	6	0	0 17
05	Seygan Robins	*	38	5-9	1-4	0-0	0-1-1	3	5	1	0	3 11
31	Kyannah Grant	*	38	4-10	0-3	3-5	0-1-1	2	4	5	0	1 11
35	Paige Pipkin	*	17	1-4	0-1	2-2	0-1-1	4	1	1	0	1 4
12	Demi Burdick	12	2-3	0-0	0-0	0-0	1-2-3	0	1	2	1	0 4
23	Daniyah Griffin	15	1-5	0-1	0-0	0-0	0-1-1	1	2	0	0	2 2
23	Hayley Harrison	7	1-1	0-0	0-0	0-0	1-0-1	2	0	0	0	0 2
02	Sade Hudson	0+	0-0	0-0	0-0	0-0-0	2	0	0	0	0	0
10	Raegan Johnson	0+	0-0	0-0	0-0	0-0-0	0	0	0	0	0	0
TM TEAM		0	0-0	0-0	0-0	2-0-2	0	0	0	0	0	0
TOTALS		-	200	28-55	4-14	13-17	8-19-27	19	15	16	2	9 73



UT Martin vs. Morehead State
2/18/21 | 5 pm at Elam Center - Martin, Tenn.

Morehead State 39 • 6-14, 5-11												
##	Player	GS	MIN	FG	3PT	FT	O-B-T	PF	A	T	B	SPTS
12	Lauren Carter	*	38	4-15	1-3	3-4	0-7-7	2	1	3	2	4 12
22	Gabby Crawford	*	23	3-8	0-0	0-0	3-4-7	5	0	0	0	6
21	Ariel Kirkwood	*	24	2-9	0-2	1-2	2-2-4	5	2	4	2	3 5
42	Tyler Moore	*	25	1-4	1-3	0-0	0-3-3	1	1	1	0	3
02	Ellie Jo Johnson	*	22	1-3	0-0	0-0	0-1-1	5	0	1	0	2
24	Jazzmyr Elston	*	23	3-10	0-3	1-1	0-2-2	2	0	0	0	1 7
00	L. Perry-Ellis	*	15	1-2	0-0	0-2	0-1-1	1	2	4	0	2
03	Darryn Zeigler	*	7	0-1	0-1	2-2	0-0-0	2	0	0	0	2
04	Tomiyah Alford	*	15	0-4	0-0	0-0	0-1-1	1	0	3	0	0
01	Morgan Defoor	*	8	0-1	0-1	0-0	0-1-1	1	0	1	0	0
TM TEAM			0	0-0	0-0	0-0	6-2-8	0	0	1	0	0
TOTALS			- 200	15-57	2-13	7-11	11-24-35	25	6	18	4	8 39

UT Martin 77 • 15-4, 14-2												
##	Player	GS	MIN	FG	3PT	FT	O-B-T	PF	A	T	B	SPTS
35	Paige Pipkin	*	30	6-9	6-8	2-2	2-0-2	2	1	1	0	1 20
11	Dasia Young	*	28	6-8	0-0	6-9	4-8-12	1	2	5	1	2 18
02	Sade* Hudson	*	26	0-3	0-1	5-8	1-5-6	2	3	0	0	4 5
20	Chelsey Perry	*	11	2-4	1-2	0-0	0-1-1	1	2	2	1	1 5
05	Seygan Robins	*	17	1-4	1-3	1-2	0-3-3	1	2	2	0	4
13	Demi Burdick	*	24	2-8	1-1	0-0	2-9-11	3	2	3	4	3 5
22	Damiah Griffin	*	19	2-5	0-0	1-2	1-5-6	0	1	0	1	0 5
23	Hayley Harrison	*	9	1-5	0-2	3-3	0-0-0	2	2	0	0	5
10	Raegan Johnson	*	7	2-4	0-0	1-3	0-0-0	0	1	0	0	5
44	Hailey Nichols	*	2	1-1	1-1	0-0	0-0-0	0	0	0	0	1 3
31	Kyannah Grant	*	18	0-1	0-1	2-2	0-1-1	1	2	1	1	0 2
14	Zaire Hicks	*	9	0-1	0-0	0-0	1-0-1	2	1	0	0	1 0
TM TEAM			0	0-0	0-0	0-0	1-0-1	0	0	0	0	0
TOTALS			- 200	23-53	10-19	21-31	11-33-44	15	19	14	8	13 77

Score by Periods	1st	2nd	3rd	4th	Total
Morehead State	4	14	9	12	39
UT Martin	21	12	23	21	77



UT Martin vs. Eastern Kentucky
2/20/21 | 1 pm at Elam Center - Martin, Tenn.

Eastern Kentucky 62 • 8-13, 7-10												
##	Player	GS	MIN	FG	3PT	FT	O-B-T	PF	A	T	B	SPTS
55	Kendall Winger	*	31	2-7	2-6	3-4	0-5-5	1	4	0	0	9
15	Bria Bass	*	27	2-8	1-6	3-4	2-4-6	1	1	2	0	8
00	Alyce Johnson	*	21	2-7	0-0	3-4	0-2-2	2	1	4	0	1 7
30	Jayla Recanati	*	23	2-7	1-3	0-0	2-1-3	3	1	3	0	5
20	Emma Hacker	*	16	1-5	0-3	0-0	1-1-2	3	0	0	0	2
21	Anysa Jordan	*	16	3-7	1-1	2-2	1-2-3	3	0	2	1	9
01	Corriana Evans	*	5	0-0	0-0	6-6	0-0-1	0	0	0	0	6
12	Kennedy Azubike	*	20	1-2	1-1	2-2	0-2-2	2	2	2	0	5
04	Georgia Baldwin	*	9	2-4	0-0	0-0	2-2-4	2	1	1	0	4
25	Clara Rosini	*	9	2-3	0-1	0-0	0-1-1	0	0	2	0	4
03	Amerah Steele	*	17	1-1	1-1	0-0	0-0-0	0	0	2	0	3
23	Dafne Giansesini	*	6	0-0	0-0	0-0	0-0-0	1	0	0	0	0
TM TEAM			0	0-0	0-0	0-0	1-2-3	0	0	0	0	0
TOTALS			- 200	18-51	7-22	19-22	9-23-32	16	12	16	1	5 62

UT Martin 81 • 16-4, 15-2												
##	Player	GS	MIN	FG	3PT	FT	O-B-T	PF	A	T	B	SPTS
05	Seygan Robins	*	24	6-8	6-8	0-0	0-2-2	1	4	2	0	1 18
21	Maddie Waldrop	*	27	4-11	1-4	3-4	3-8-11	4	3	1	4	0 12
11	Dasia Young	*	28	5-9	0-0	1-1	1-1-2	3	2	3	0	2 11
35	Paige Pipkin	*	32	3-3	2-2	2-4	0-3-3	1	6	3	0	0 10
02	Sade* Hudson	*	13	0-2	0-2	0-0	0-1-1	1	0	1	0	0 0
14	Zaire Hicks	*	15	4-7	3-4	1-1	0-3-3	1	0	0	0	0 12
22	Damiah Griffin	*	9	2-4	0-0	3-3	0-0-0	3	0	0	0	2 7
13	Demi Burdick	*	17	2-5	0-0	0-0	1-2-3	0	3	0	0	2 4
31	Kyannah Grant	*	15	1-4	1-3	0-0	1-2-3	0	0	1	1	0 3
23	Hayley Harrison	*	16	0-2	0-1	2-5	0-1-1	1	1	0	0	2
10	Raegan Johnson	*	2	0-0	0-0	2-0	0-0-0	1	0	0	0	1 2
44	Hailey Nichols	*	2	0-0	0-0	0-0	1-0-1	0	0	1	0	0 0
TM TEAM			0	0-0	0-0	0-0	0-2-2	0	0	0	0	0
TOTALS			- 200	27-55	13-24	14-20	7-25-32	16	19	12	6	8 81

Score by Periods	1st	2nd	3rd	4th	Total
Eastern Kentucky	20	11	14	17	62
UT Martin	22	13	22	24	81



UT Martin at SIUE
2/25/21 | 1 pm at First Community Arena - Edwardsville, Ill.

UT Martin 68 • 17-4, 16-2												
##	Player	GS	MIN	FG	3PT	FT	O-B-T	PF	A	T	B	SPTS
21	Maddie Waldrop	*	33	7-12	1-3	4-4	3-7-10	3	4	0	1	0 19
11	Dasia Young	*	24	5-10	0-1	5-6	2-2-4	5	1	6	0	2 15
02	Sade* Hudson	*	17	3-6	0-1	0-0	0-2-2	3	2	0	0	1 6
35	Paige Pipkin	*	27	1-6	1-3	2-2	0-0-0	2	3	2	0	0 5
05	Seygan Robins	*	30	1-3	1-1	0-0	1-3-4	2	2	2	0	1 3
22	Damiah Griffin	*	14	5-8	0-0	4-4	0-2-2	5	1	1	0	1 14
13	Demi Burdick	*	19	2-6	0-1	0-0	1-4-5	1	1	0	1	3 4
23	Hayley Harrison	*	7	1-2	0-1	0-0	0-0-0	0	0	0	0	0 2
31	Kyannah Grant	*	17	0-1	0-1	0-0	0-0-0	1	1	0	0	0 0
14	Zaire Hicks	*	11	0-0	0-0	0-0	0-1-1	1	0	0	0	2 0
10	Raegan Johnson	*	1	0-0	0-0	0-0	0-0-0	0	0	0	0	0 0
TM TEAM			0	0-0	0-0	0-0	0-5-5	0	0	1	0	0 0
TOTALS			- 200	25-54	3-12	15-16	7-26-33	23	15	12	2	10 68

SIUE 52 • 6-18, 3-16												
##	Player	GS	MIN	FG	3PT	FT	O-B-T	PF	A	T	B	SPTS
05	Ajulu Thatha	*	33	7-13	0-1	2-7	2-5-7	4	4	2	0	1 16
02	Prima Chellis	*	28	3-4	2-2	3-3	1-6-7	4	2	0	0	3 11
54	Kelsie Williams	*	25	5-10	0-0	1-3	1-4-7	3	1	2	0	0 11
23	Allie Troeckler	*	36	2-3	0-1	2-4	1-3-4	3	2	3	1	0 6
10	Sara Majorosova	*	21	1-4	0-1	1-2	0-0-0	0	5	5	0	1 3
04	Tori Handley	*	7	1-4	1-4	0-0	0-0-0	0	0	1	0	0 3
32	Madison Webb	*	7	1-4	0-0	0-0	0-0-0	2	2	1	1	0 2
15	Masyn McWilliams	*	24	0-1	0-0	0-2	0-0-0	1	0	1	0	0 0
11	Mikia Keith	*	19	0-2	0-1	0-2	0-4-4	3	3	4	0	0 0
TM TEAM			0	0-0	0-0	0-0	3-1-4	0	0	1	0	0 0
TOTALS			- 200	20-45	3-10	9-23	8-22-30	20	19	20	2	5 52

Score by Periods	1st	2nd	3rd	4th	Total
UT Martin	10	21	22	15	68
SIUE	16	15	10	11	52



UT Martin at Eastern Illinois
2/27/21 | 1 pm at Lantz Arena - Charleston, Ill.

UT Martin 69 • 18-4, 17-2												
##	Player	GS	MIN	FG	3PT	FT	O-B-T	PF	A	T	B	SPTS
11	Dasia Young	*	33	12-13	0-0	6-11	2-2-4	2	1	3	1	3 30
35	Paige Pipkin	*	33	5-11	4-7	3-4	0-4-4	2	5	4	0	2 17
21	Maddie Waldrop	*	34	2-4	2-4	2-2	0-5-5	3	3	3	0	2 8
05	Seygan Robins	*	29	1-1	1-1	1-2	1-1-2	3	3	2	1	1 4
02	Sade* Hudson	*	5	0-0	0-0	0-0	0-1-1	1	0	3	0	0 0
13	Demi Burdick	*	32	2-6	0-1	0-0	0-5-5	1	1	0	5	0 4
14	Zaire Hicks	*	8	1-3	1-3	0-0	0-0-0	3	0	2	0	0 3
23	Hayley Harrison	*	9	1-1	0-0	0-0	0-0-0	3	0	1	1	0 2
22	Damiah Griffin	*	13	0-2	0-0	1-4	0-4-4	0	2	1	0	1 1
31	Kyannah Grant	*	4	0-0	0-0	0-0	0-0-0	0	2	0	0	0 0
10	Raegan Johnson	*	0	0-0	0-0	0-0	0-0-0	0	0	0	0	0 0
44	Hailey Nichols	*	0	0-0	0-0	0-0	0-0-0	0	0	0	0	0 0
TM TEAM			0	0-0	0-0	0-0	0-3-3	0	0	0	0	0 0
TOTALS			- 200	24-41	8-16	13-23	3-25-28	18	17	19	8	9 69



#1 UT Martin vs. #2 Belmont
OVC Basketball Championship Finals
3/6/21 | 2 pm at Ford Center - Evansville, Ind.

#2 Belmont 83 • 20-5

##	Player	GS	MIN	FG	3PT	FT	O-B-T	PF	A	T	B	S	PTS
11	Destinee Wells	*	36	10-17	4-7	8-8	0-3-3	2	7	4	0	4	32
14	Jamilyn Kinney	*	34	4-7	3-6	4-4	0-2-2	2	5	2	0	1	15
20	Conley Chinn	*	38	4-11	3-10	0-0	3-3-6	2	3	2	0	0	11
00	Tuti Jones	*	34	1-5	1-5	0-0	2-1-3	2	1	1	0	1	3
10	Allison Luly	*	9	0-0	0-0	0-4	1-2-3	4	0	1	1	0	0
03	Madison Bartley		20	6-8	0-1	1-4	2-3-5	3	0	5	4	1	13
05	Whitney Hay		16	2-3	1-1	0-0	0-2-2	1	2	0	0	1	5
34	Cam Browning		11	2-3	0-0	0-0	0-2-2	1	0	0	0	2	4
22	Maddie Cook		2	0-0	0-0	0-0	1-0-1	0	0	0	0	0	0
TM	TEAM		0	0-0	0-0	0-0	2-3-5	0	0	2	0	0	0
TOTALS		-	200	29-54	12-30	13-20	11-21-32	17	18	17	5	10	83

#1 UT Martin 75 • 20-5

##	Player	GS	MIN	FG	3PT	FT	O-B-T	PF	A	T	B	S	PTS
11	Dasia Young	*	36	8-13	0-1	3-4	5-4-9	2	4	1	1	0	19
35	Paige Pipkin	*	31	6-9	3-5	1-2	1-0-1	1	2	3	1	2	16
21	Maddie Waldrop	*	37	4-12	1-7	2-2	0-6-6	1	2	3	1	4	11
05	Seygan Robins	*	34	1-2	1-2	2-2	1-0-1	3	5	2	0	1	5
02	Sade' Hudson	*	9	0-1	0-0	2-2	0-1-1	4	0	2	0	1	2
20	Chelsey Perry		23	6-16	2-6	2-2	3-4-7	4	5	2	0	1	16
13	Demi Burdick		12	1-3	0-0	0-0	1-2-3	1	5	1	2	1	2
31	Kyannah Grant		8	1-1	0-0	0-0	0-1-1	1	0	2	0	0	2
22	Damiah Griffin		3	1-2	0-0	0-0	0-0-0	2	0	0	0	0	2
23	Hayley Harrison		7	0-0	0-0	0-0	0-0-0	1	0	0	0	0	0
TM	TEAM		0	0-0	0-0	0-0	1-0-1	0	0	1	0	0	0
TOTALS		-	200	28-59	7-21	12-14	12-18-30	20	23	17	5	10	75

Score by Periods

	1st	2nd	3rd	4th	Total
Belmont	14	27	19	23	83
UT Martin	12	14	18	31	75

SKYHAWKS OVER 30

• UT Martin has seen 13 different players score 30 points or more in the program's Division I history. Former Skyhawk Heather Butler leads all players with 18 30-point outings while Jasmine Newsome ranked second with 13. Skyhawk senior Chelsey Perry leads the team with 13 30-point outings.

Tiffany Brundige (1)

at Eastern Kentucky (2/22/03) 30 points

Heather Butler (18)

at Morehead State (12/2/10) 31 points
 Murray State (12/22/10) 37 points
 at Tennessee State (1/2/12) 35 points
 Tennessee State (1/30/12) 42 points
 Eastern Illinois (2/11/12) 32 points
 at Murray State (2/16/12) 41 points
 Tennessee Tech (3/3/12) 35 points
 Austin Peay (1/7/13) 32 points
 at Tennessee State (2/18/13) 31 points
 vs. Notre Dame (3/24/13) 37 points
 Quinnipiac (11/16/13) 31 points
 Missouri (11/23/13) 36 points
 Evansville (11/25/13) 34 points
 at Murray State (1/4/14) 33 points
 at Austin Peay (1/6/14) 30 points
 Tennessee Tech (1/20/14) 35 points
 at Eastern Kentucky (2/3/14) 44 points
 Austin Peay (3/1/14) 44 points

Chanda Cordova (1)

Middle Tennessee (1/27/96) 34 points

Tessa Fields (1)

at Austin Peay (1/24/98) 30 points

Crystal Fuller (1)

at Jacksonville State (1/26/08) 35 points

Zabrina Harris (2)

at Cal Poly (12/16/97) 33 points
 Tennessee State (1/23/99) 31 points

Andreika Jackson (2)

Murray State (1/18/05) 33 points
 Eastern Illinois (2/11/06) 30 points

Ashia Jones (10)

at Miami (12/15/14) 35 points
 Eastern Kentucky (1/8/15) 36 points
 Morehead State (1/10/15) 30 points
 Jacksonville State (1/17/15) 30 points
 Southeast Missouri (1/24/15) 30 points
 at Murray State (1/31/15) 44 points
 at Austin Peay (2/4/15) 34 points
 Murray State (2/28/15) 36 points
 vs. Eastern Illinois (3/4/15) 30 points
 vs. Belmont (3/6/15) 39 points

Jasmine Newsome (13)

at Jacksonville State (1/15/11) 30 points
 Eastern Illinois (1/22/11) 35 points
 Morehead State (2/26/11) 33 points
 at Southern Miss (11/16/11) 39 points
 at Tennessee State (1/2/12) 37 points
 at Southeast Missouri (1/16/13) 36 points
 at Tennessee State (2/18/13) 31 points
 at Murray State (2/23/13) 31 points
 Eastern Kentucky (3/7/13) 41 points
 vs. Tennessee Tech (3/9/13) 34 points
 Quinnipiac (11/16/13) 44 points
 at Austin Peay (1/6/14) 37 points
 Tennessee Tech (1/20/14) 36 points

Kelly Pendelton (1)

at Austin Peay (1/10/02) 36 points

Chelsey Perry (13)

Samford (11/21/19) 32 points
 Lipscomb (12/16/19) 42 points
 Belmont (1/11/20) 34 points
 Murray State (1/16/20) 30 points
 at Eastern Illinois (1/23/20) 35 points
 Tennessee Tech (2/6/20) 37 points
 at Southeast Missouri (2/13/20) 36 points
 at Jacksonville State (2/22/20) 32 points
 Southeast Missouri (2/29/20) 38 points
 at Samford (12/8/20) 31 points
 at Tennessee State (1/7/21) 32 points
 Austin Peay (1/14/21) 32 points
 Murray State (1/16/21) 36 points

Kendal Spray (4)

at Eastern Illinois (1/18/17) 33 points
 North Carolina A&T (11/30/17) 30 points
 Rhodes College (12/7/17) 35 points
 Murray State (2/3/18) 34 points

Tara Tansil-Gentry (2)

Morehead State (2/19/94) 31 points
 Southeast Missouri (2/25/95) 30 points

SEASON/CAREER STATISTICS

SUMMARY	Overall Statistics										Career Statistics									
	GP-GS	Min/G	FG%	3PT%	FT%	R/G	A/G	STL	BLK	PTS/G	GP-GS	Min/G	FG%	3PT%	FT%	R/G	A/G	STL	BLK	PTS/G
Chelsey Perry	17-14	30.1	.507	.406	.827	7.1	2.0	19	28	22.5	115-110	28.6	.474	.369	.839	6.5	1.6	151	223	16.4
Dasia Young	25-25	30.6	.528	.276	.734	6.3	2.1	28	13	12.7	56-45	26.5	.481	.319	.696	4.4	1.8	49	19	9.1
Maddie Waldrop	24-24	29.8	.500	.328	.714	6.3	2.3	16	24	9.8	119-86	27.0	.463	.311	.735	6.7	1.8	94	87	8.9
Seygan Robins	24-24	30.5	.444	.477	.778	2.3	3.5	32	2	7.9	24-24	30.5	.444	.477	.778	2.3	3.5	32	2	7.9
Paige Pipkin	23-22	25.6	.411	.408	.719	2.8	2.9	25	8	7.5	26-25	24.8	.395	.372	.719	2.6	2.8	26	8	6.9
Damiah Griffin	25-0	10.1	.523	.111	.696	2.0	0.6	15	6	4.3	69-22	16.2	.461	.271	.760	3.3	0.7	72	21	7.4
Demi Burdick	23-0	15.1	.418	.143	.900	3.5	1.1	14	17	3.7	99-17	11.0	.439	.207	.661	2.5	0.7	42	48	3.1
Kyannah Grant	22-4	15.4	.444	.406	.765	1.1	1.8	6	4	3.4	77-28	18.2	.422	.351	.779	1.3	2.2	64	12	4.2
Zaire Hicks	12-0	10.9	.471	.400	.667	0.9	0.6	6	1	3.3	78-34	17.4	.357	.320	.700	1.7	1.5	78	4	5.5
Sade' Hudson	25-9	12.8	.324	.240	.719	1.5	0.9	12	0	3.1	67-10	12.4	.330	.188	.632	1.5	1.0	49	2	3.7
Hayley Harrison	21-3	11.2	.381	.389	.700	1.1	0.6	7	7	2.5	21-3	11.2	.381	.389	.700	1.1	0.6	7	7	2.5
Raegan Johnson	16-0	3.0	.357	.000	.667	0.4	0.3	3	0	1.3	36-0	3.5	.364	.000	.632	0.8	0.2	6	0	1.0
Haley Nichols	7-0	1.1	.500	1.000	.000	0.1	0.0	2	0	0.4	7-0	1.1	.500	1.000	.000	0.1	0.0	2	0	0.4
x-Macy Rippy	3-0	1.7	.000	.000	.000	0.0	0.0	0	0	0.0	23-0	3.8	.125	.000	.714	0.3	0.2	1	0	0.5

SCORING	Overall Statistics											Career Statistics										
	FG	FGA	FG%	3FG	FGA	3PT%	FT	FTA	FT%	PTS	PTS/G	FG	FGA	FG%	3FG	FGA	3PT%	FT	FTA	FT%	PTS	PTS/G
Chelsey Perry	138	272	.507	26	64	.406	81	98	.827	383	22.5	707	1492	.474	120	325	.369	354	422	.839	1888	16.4
Dasia Young	115	218	.528	8	29	.276	80	109	.734	318	12.7	186	387	.481	22	69	.319	117	168	.696	511	9.1
Maddie Waldrop	91	182	.500	19	58	.328	35	49	.714	236	9.8	361	779	.463	70	225	.311	264	359	.735	1056	8.9
Seygan Robins	63	142	.444	42	88	.477	21	27	.778	189	7.9	63	142	.444	42	88	.477	21	27	.778	189	7.9
Paige Pipkin	60	146	.411	29	71	.408	23	32	.719	172	7.5	64	162	.395	29	78	.372	23	32	.719	180	6.9
Damiah Griffin	45	86	.523	1	9	.111	16	23	.696	107	4.3	197	427	.461	19	70	.271	98	129	.760	511	7.4
Demi Burdick	38	91	.418	1	7	.143	9	10	.900	86	3.7	129	294	.439	12	58	.207	37	56	.661	307	3.1
Kyannah Grant	24	54	.444	13	32	.406	13	17	.765	74	3.4	108	256	.422	47	134	.351	60	77	.779	323	4.2
Zaire Hicks	16	34	.471	6	15	.400	2	3	.667	40	3.3	151	423	.357	63	197	.320	63	90	.700	428	5.5
Sade' Hudson	24	74	.324	6	25	.240	23	32	.719	77	3.1	89	270	.330	15	80	.188	55	87	.632	248	3.7
Hayley Harrison	16	42	.381	7	18	.389	14	20	.700	53	2.5	16	42	.381	7	18	.389	14	20	.700	53	2.5
Raegan Johnson	5	14	.357	0	0	.000	10	15	.667	20	1.3	12	33	.364	0	0	.000	12	19	.632	36	1.0
Haley Nichols	1	2	.500	1	1	1.000	0	0	.000	3	0.4	1	2	.500	1	1	1.000	0	0	.000	3	0.4
x-Macy Rippy	0	1	.000	0	1	.000	0	0	.000	0	0.0	3	24	.125	0	14	.000	5	7	.714	11	0.5

TOTALS	Overall Statistics										Career Statistics									
	ORB	DRB	TOTAL	PF	FO	A	TO	A/TO	Hi Pts		ORB	DRB	TOTAL	PF	FO	A	TO	A/TO	Hi Pts	
Chelsey Perry	27	93	120	39	0	34	31	1.1	383		206	539	745	352	16	182	245	0.7	1888	
Dasia Young	56	101	157	66	1	53	60	0.9	318		105	144	249	151	5	98	104	0.9	511	
Maddie Waldrop	25	127	152	56	1	55	34	1.6	236		213	587	800	301	10	218	199	1.1	1056	
Seygan Robins	9	46	55	40	0	85	62	1.4	189		9	46	55	40	0	85	62	1.4	189	
Paige Pipkin	14	51	65	34	0	66	44	1.5	172		15	53	68	38	0	74	52	1.4	180	
Damiah Griffin	11	40	51	26	2	15	17	0.9	107		81	149	230	125	6	48	76	0.6	511	
Demi Burdick	16	65	81	26	0	26	23	1.1	86		71	180	251	118	0	71	75	0.9	307	
Kyannah Grant	4	20	24	9	0	39	27	1.4	74		28	75	103	88	2	170	133	1.3	323	
Zaire Hicks	3	8	11	17	0	7	8	0.9	40		45	85	130	123	4	117	78	1.5	428	
Sade' Hudson	4	34	38	37	0	22	26	0.8	77		30	71	101	114	1	70	80	0.9	248	
Hayley Harrison	5	19	24	27	0	12	18	0.7	53		5	19	24	27	0	12	18	0.7	53	
Raegan Johnson	2	4	6	9	0	4	4	1.0	20		9	20	29	17	0	7	10	0.7	36	
Haley Nichols	1	0	1	1	0	0	1	0.0	3		1	0	1	1	0	0	1	0.0	3	
x-Macy Rippy	0	0	0	0	0	0	1	0.0	0		1	6	7	9	0	5	8	0.6	11	

SEASON/OVC STATISTICS

SUMMARY	Overall Statistics												OVC Statistics											
	GP	GS	Min/G	FG%	3PT%	FT%	R/G	A/G	STL	BLK	PTS/G		GP	GS	Min/G	FG%	3PT%	FT%	R/G	A/G	STL	BLK	PTS/G	
Chelsey Perry	17	14	30.1	.507	.406	.827	7.1	2.0	19	28	22.5		12	11	30.7	.513	.415	.829	7.2	2.2	14	22	22.8	
Dasia Young	25	25	30.6	.528	.276	.734	6.3	2.1	28	13	12.7		19	19	30.7	.531	.238	.724	6.1	1.9	27	7	12.9	
Maddie Waldrop	24	24	29.8	.500	.328	.714	6.3	2.3	16	24	9.8		18	18	29.1	.515	.375	.711	6.2	2.4	10	18	10.1	
Seygan Robins	24	24	30.5	.444	.477	.778	2.3	3.5	32	2	7.9		18	18	30.6	.404	.443	.706	2.3	3.5	25	2	7.3	
Paige Pipkin	23	22	25.6	.411	.408	.719	2.8	2.9	25	8	7.5		19	18	24.1	.391	.410	.750	2.9	2.7	19	5	6.8	
Damiah Griffin	25	0	10.1	.523	.111	.696	2.0	0.6	15	6	4.3		19	0	11.1	.527	.143	.696	2.3	0.6	15	4	5.0	
Demi Burdick	23	0	15.1	.418	.143	.900	3.5	1.1	14	17	3.7		17	0	15.1	.430	.200	.875	3.8	1.1	12	14	4.5	
Kyannah Grant	22	4	15.4	.444	.406	.765	1.1	1.8	6	4	3.4		18	4	17.0	.440	.400	.765	1.3	2.1	6	4	3.8	
Zaire Hicks	12	0	10.9	.471	.400	.667	0.9	0.6	6	1	3.3		9	0	11.9	.429	.429	1.000	1.1	0.7	6	1	3.4	
Sade' Hudson	25	9	12.8	.324	.240	.719	1.5	0.9	12	0	3.1		19	6	11.7	.340	.250	.650	1.7	0.8	8	0	2.8	
Hayley Harrison	21	3	11.2	.381	.389	.700	1.1	0.6	7	7	2.5		15	1	11.1	.419	.357	.667	1.3	0.7	5	5	2.6	
Raegan Johnson	16	0	3.0	.357	.000	.667	0.4	0.3	3	0	1.3		14	0	2.9	.273	.000	.667	0.2	0.3	3	0	1.1	
Haley Nichols	7	0	1.1	.500	1.000	.000	0.1	0.0	2	0	0.4		7	0	1.1	.500	1.000	.000	0.1	0.0	2	0	0.4	
x-Macy Rippey	3	0	1.7	.000	.000	.000	0.0	0.0	0	0	0.0		2	0	0.0	.000	.000	.000	0.0	0.0	0	0	0.0	
Total.....	25			.468	.380	.752	34.8	16.7	185	110	70.3		19			.467	.383	.743	35.5	16.9	152	82	70.8	
Opponents.....	25			.376	.312	.711	34.0	11.9	181	59	60.8		19			.356	.300	.704	34.2	11.5	128	42	56.7	

SCORING	Overall Statistics												OVC Statistics											
	FG	FGA	FG%	3FG	FGA	3PT%	FT	FTA	FT%	PTS	PTS/G		FG	FGA	FG%	3FG	FGA	3PT%	FT	FTA	FT%	PTS	PTS/G	
Chelsey Perry	138	272	.507	26	64	.406	81	98	.827	383	22.5		97	189	.513	17	41	.415	63	76	.829	274	22.8	
Dasia Young	115	218	.528	8	29	.276	80	109	.734	318	12.7		93	175	.531	5	21	.238	55	76	.724	246	12.9	
Maddie Waldrop	91	182	.500	19	58	.328	35	49	.714	236	9.8		70	136	.515	15	40	.375	27	38	.711	182	10.1	
Seygan Robins	63	142	.444	42	88	.477	21	27	.778	189	7.9		44	109	.404	31	70	.443	12	17	.706	131	7.3	
Paige Pipkin	60	146	.411	29	71	.408	23	32	.719	172	7.5		45	115	.391	25	61	.410	15	20	.750	130	6.8	
Damiah Griffin	45	86	.523	1	9	.111	16	23	.696	107	4.3		39	74	.527	1	7	.143	16	23	.696	95	5.0	
Demi Burdick	38	91	.418	1	7	.143	9	10	.900	86	3.7		34	79	.430	1	5	.200	7	8	.875	76	4.5	
Kyannah Grant	24	54	.444	13	32	.406	13	17	.765	74	3.4		22	50	.440	12	30	.400	13	17	.765	69	3.8	
Zaire Hicks	16	34	.471	6	15	.400	2	3	.667	40	3.3		12	28	.429	6	14	.429	1	1	1.000	31	3.4	
Sade' Hudson	24	74	.324	6	25	.240	23	32	.719	77	3.1		18	53	.340	5	20	.250	13	20	.650	54	2.8	
Hayley Harrison	16	42	.381	7	18	.389	14	20	.700	53	2.5		13	31	.419	5	14	.357	8	12	.667	39	2.6	
Raegan Johnson	5	14	.357	0	0	.000	10	15	.667	20	1.3		3	11	.273	0	0	.000	10	15	.667	16	1.1	
Haley Nichols	1	2	.500	1	1	1.000	0	0	.000	3	0.4		1	2	.500	1	1	1.000	0	0	.000	3	0.4	
x-Macy Rippey	0	1	.000	0	1	.000	0	0	.000	0	0.0		0	0	.000	0	0	.000	0	0	.000	0	0.0	
Total.....	636	1358	.468	159	418	.380	327	435	.752	1758	70.3		491	1052	.467	124	324	.383	240	323	.743	1346	70.8	
Opponents.....	540	1435	.376	165	529	.312	276	388	.711	1521	60.8		377	1060	.356	115	383	.300	209	297	.704	1078	56.7	

TOTALS	Overall Statistics									OVC Statistics								
	ORB	DRB	TOTAL	PF	FO	A	TO	A/TO	Hi Pts	ORB	DRB	TOTAL	PF	FO	A	TO	A/TO	Hi Pts
Chelsey Perry	27	93	120	39	0	34	31	1.1	36	18	68	86	25	0	26	22	1.2	36
Dasia Young	56	101	157	66	1	53	60	0.9	30	42	74	116	50	1	37	50	0.7	30
Maddie Waldrop	25	127	152	56	1	55	34	1.6	22	19	93	112	43	1	43	22	2.0	22
Seygan Robins	9	46	55	40	0	85	62	1.4	18	7	34	41	30	0	63	43	1.5	18
Paige Pipkin	14	51	65	34	0	66	44	1.5	20	11	45	56	28	0	51	31	1.6	20
Damiah Griffin	11	40	51	26	2	15	17	0.9	14	11	32	43	22	2	12	12	1.0	14
Demi Burdick	16	65	81	26	0	26	23	1.1	10	12	53	65	19	0	18	15	1.2	10
Kyannah Grant	4	20	24	9	0	39	27	1.4	15	4	19	23	7	0	37	23	1.6	15
Zaire Hicks	3	8	11	17	0	7	8	0.9	12	3	7	10	16	0	6	7	0.9	12
Sade' Hudson	4	34	38	37	0	22	26	0.8	12	4	28	32	28	0	15	15	1.0	12
Hayley Harrison	5	19	24	27	0	12	18	0.7	14	4	16	20	20	0	10	12	0.8	14
Raegan Johnson	2	4	6	9	0	4	4	1.0	5	2	1	3	6	0	4	3	1.3	5
Haley Nichols	1	0	1	1	0	0	1	0.0	3	1	0	1	1	0	0	1	0.0	3
x-Macy Rippy	0	0	0	0	0	0	1	0.0	0	0	0	0	0	0	0	0	0.0	0
Total.....	208	663	871	387	4	418	368	1.1	81	163	511	674	295	4	322	262	1.2	81
Opponents.....	284	566	850	423	-	297	391	0.8	96	212	437	649	318	9	218	320	0.7	77

OVC CHAMPIONSHIP STATISTICS

RECORD:	OVERALL	HOME	AWAY	NEUTRAL
ALL GAMES	2-1	0-0	0-0	2-1
CONFERENCE	0-0	0-0	0-0	0-0
NON-CONFERENCE	2-1	0-0	0-0	2-1

##	Player	GP	GS	Min	Avg	TOTAL			3-PTS			FREE THROWS			REBOUNDS				PF	FO	A	TO	Blk	Stl	Pts	Avg
						FG	FGA	Pct	3FG	FGA	Pct	FT	FTA	Pct	Off	Def	Tot	Avg								
11	Dasia Young	3	3	100	33.3	14	27	.519	0	1	.000	22	26	.846	13	16	29	9.7	7	0	10	7	5	1	50	16.7
21	Maddie Waldrop	3	3	107	35.7	16	33	.485	4	13	.308	6	6	1.000	2	18	20	6.7	3	0	5	8	4	4	42	14.0
20	Chelsey Perry	2	0	37	18.5	10	24	.417	2	7	.286	4	4	1.000	3	6	9	4.5	4	0	5	2	1	1	26	13.0
35	Paige Pipkin	3	3	103	34.3	13	25	.520	3	7	.429	4	6	.667	3	4	7	2.3	4	0	13	8	3	5	33	11.0
05	Seygan Robins	3	3	95	31.7	9	15	.600	7	10	.700	6	6	1.000	1	8	9	3.0	4	0	11	6	0	4	31	10.3
02	Sade' Hudson	3	3	46	15.3	4	8	.500	0	2	.000	2	2	1.000	0	2	2	0.7	7	0	2	5	0	2	10	3.3
13	Demi Burdick	3	0	50	16.7	2	7	.286	0	0	.000	2	2	1.000	1	7	8	2.7	5	0	5	5	3	2	6	2.0
31	Kyannah Grant	3	0	29	9.7	2	3	.667	1	2	.500	0	0	.000	0	1	1	0.3	2	0	2	3	0	0	5	1.7
22	Damiah Griffin	3	0	16	5.3	2	7	.286	0	2	.000	0	0	.000	0	5	5	1.7	4	0	1	2	2	0	4	1.3
14	Zaire Hicks	2	0	8	4.0	1	1	1.000	0	0	.000	0	0	.000	0	0	0	0.0	0	0	1	0	0	0	2	1.0
23	Hayley Harrison	3	0	9	3.0	0	0	.000	0	0	.000	0	0	.000	0	0	0	0.0	1	0	0	0	1	0	0	0.0
TM	TEAM.....														4	7	11	3.7	0			4			0	
	Total.....	3				73	150	.487	17	44	.386	46	52	.885	27	74	101	33.7	41	0	55	50	19	19	209	69.7
	Opponents.....	3				75	181	.414	22	75	.293	23	32	.719	36	54	90	30.0	50	-	37	36	11	28	195	65.0

Team Statistics	UTM	OPP
SCORING	209	195
Points per game	69.7	65.0
Scoring margin	+4.7	-
FIELD GOALS-ATT	73-150	75-181
Field goal pct	.487	.414
3 POINT FG-ATT	17-44	22-75
3-point FG pct	.386	.293
3-pt FG made per game	5.7	7.3
FREE THROWS-ATT	46-52	23-32
Free throw pct	.885	.719
F-Throws made per game	15.3	7.7
REBOUNDS	101	90
Rebounds per game	33.7	30.0
Rebounding margin	+3.7	-
ASSISTS	55	37
Assists per game	18.3	12.3
TURNOVERS	50	36
Turnovers per game	16.7	12.0
Turnover margin	-4.7	-
Assist/turnover ratio	1.1	1.0
STEALS	19	28
Steals per game	6.3	9.3
BLOCKS	19	11
Blocks per game	6.3	3.7
ATTENDANCE	0	794
Home games-Avg/Game	0-0	0-0
Neutral site-Avg/Game	-	3-265

Date	Opponent		Score	Attend
# 03/03/21	vs Eastern Ill.	W	65-56	174
# 03/05/21	vs Tennessee Tech	W	69-56	330
# 03/06/21	vs Belmont	L	75-83	290

= OVC Basketball Championship

Score By Periods:	1st	2nd	3rd	4th	Total
UT Martin	48	54	51	56	209
Opponents	39	67	41	48	195

OVC STATISTICS

RECORD:	OVERALL	HOME	AWAY	NEUTRAL
ALL GAMES	17-2	9-1	8-1	0-0
CONFERENCE	17-2	9-1	8-1	0-0
NON-CONFERENCE	0-0	0-0	0-0	0-0

##	Player	GP	GS	Min	Avg	TOTAL			3-PTS			FREE THROWS			REBOUNDS											
						FG	FGA	Pct	3FG	FGA	Pct	FT	FTA	Pct	Off	Def	Tot	Avg	PF	FO	A	TO	Blk	Stl	Pts	Avg
20	Chelsey Perry	12	11	368	30.7	97	189	.513	17	41	.415	63	76	.829	18	68	86	7.2	25	0	26	22	22	14	274	22.8
11	Dasia Young	19	19	584	30.7	93	175	.531	5	21	.238	55	76	.724	42	74	116	6.1	50	1	37	50	7	27	246	12.9
21	Maddie Waldrop	18	18	523	29.1	70	136	.515	15	40	.375	27	38	.711	19	93	112	6.2	43	1	43	22	18	10	182	10.1
05	Seygan Robins	18	18	550	30.6	44	109	.404	31	70	.443	12	17	.706	7	34	41	2.3	30	0	63	43	2	25	131	7.3
35	Paige Pipkin	19	18	458	24.1	45	115	.391	25	61	.410	15	20	.750	11	45	56	2.9	28	0	51	31	5	19	130	6.8
22	Damiah Griffin	19	0	210	11.1	39	74	.527	1	7	.143	16	23	.696	11	32	43	2.3	22	2	12	12	4	15	95	5.0
13	Demi Burdick	17	0	257	15.1	34	79	.430	1	5	.200	7	8	.875	12	53	65	3.8	19	0	18	15	14	12	76	4.5
31	Kyannah Grant	18	4	306	17.0	22	50	.440	12	30	.400	13	17	.765	4	19	23	1.3	7	0	37	23	4	6	69	3.8
14	Zaire Hicks	9	0	107	11.9	12	28	.429	6	14	.429	1	1	1.000	3	7	10	1.1	16	0	6	7	1	6	31	3.4
02	Sade' Hudson	19	6	223	11.7	18	53	.340	5	20	.250	13	20	.650	4	28	32	1.7	28	0	15	15	0	8	54	2.8
23	Hayley Harrison	15	1	166	11.1	13	31	.419	5	14	.357	8	12	.667	4	16	20	1.3	20	0	10	12	5	5	39	2.6
10	Raegan Johnson	14	0	40	2.9	3	11	.273	0	0	.000	10	15	.667	2	1	3	0.2	6	0	4	3	0	3	16	1.1
44	Haley Nichols	7	0	8	1.1	1	2	.500	1	1	1.000	0	0	.000	1	0	1	0.1	1	0	0	1	0	2	3	0.4
03	x-Macy Rippy	2	0	0	0.0	0	0	.000	0	0	.000	0	0	.000	0	0	0	0.0	0	0	0	0	0	0	0	0.0
TM TEAM.....															25	41	66	3.5				6				0
Total.....		19				491	1052	.467	124	324	.383	240	323	.743	163	511	674	35.5	295	4	322	262	82	152	1346	70.8
Opponents.....		19				377	1060	.356	115	383	.300	209	297	.704	212	437	649	34.2	318	-	218	320	42	128	1078	56.7

Team Statistics	UTM	OPP	Date	Opponent	Score	Attend
SCORING	1346	1078	* 12/18/20	at Southeast Missouri	W 61-58	274
Points per game	70.8	56.7	* 12/30/20	at Jacksonville State	L 67-72	430
Scoring margin	+14.1	-	* 01/07/21	at Tennessee State	W 80-39	113
FIELD GOALS-ATT	491-1052	377-1060	* 01/14/21	AUSTIN PEAY	W 69-53	375
Field goal pct	.467	.356	* 01/16/21	MURRAY STATE	W 78-71	294
3 POINT FG-ATT	124-324	115-383	* 01/21/21	at Eastern Kentucky	W 65-39	275
3-point FG pct	.383	.300	* 01/23/21	at Morehead State	W 80-63	222
3-pt FG made per game	6.5	6.1	* 01/26/21	BELMONT	W 66-63	342
FREE THROWS-ATT	240-323	209-297	* 01/28/21	EASTERN ILLINOIS	W 70-50	358
Free throw pct	.743	.704	* 01/30/21	SIUE	W 79-45	292
F-Throws made per game	12.6	11.0	* 02/01/21	SOUTHEAST MISSOURI	W 80-70	437
REBOUNDS	674	649	* 02/04/21	JACKSONVILLE ST.	W 60-46	263
Rebounds per game	35.5	34.2	* 02/06/21	TENNESSEE TECH	L 73-77	308
Rebounding margin	+1.3	-	* 02/12/21	at Austin Peay	W 56-51	147
ASSISTS	322	218	* 02/13/21	at Murray St.	W 67-65	204
Assists per game	16.9	11.5	* 02/18/21	MOREHEAD STATE	W 77-39	197
TURNOVERS	262	320	* 02/20/21	EASTERN KENTUCKY	W 81-62	269
Turnovers per game	13.8	16.8	* 02/25/21	at SIUE	W 68-52	50
Turnover margin	+3.1	-	* 02/27/21	at Eastern Ill.	W 69-63	50
Assist/turnover ratio	1.2	0.7	* = Conference game			
STEALS	152	128				
Steals per game	8.0	6.7				
BLOCKS	82	42				
Blocks per game	4.3	2.2				
ATTENDANCE	3135	1765				
Home games-Avg/Game	10-314	9-196				
Neutral site-Avg/Game	-	0-0				

Score By Periods:	1st	2nd	3rd	4th	Total
UT Martin	294	318	372	362	1346
Opponents	270	250	264	294	1078

SEASON STATISTICS

RECORD:	OVERALL	HOME	AWAY	NEUTRAL
ALL GAMES	20-5	9-1	9-3	2-1
CONFERENCE	17-2	9-1	8-1	0-0
NON-CONFERENCE	3-3	0-0	1-2	2-1

##	Player	GP	GS	Min	Avg	TOTAL			3-PTS			FREE THROWS			REBOUNDS											
						FG	FGA	Pct	3FG	FGA	Pct	FT	FTA	Pct	Off	Def	Tot	Avg	PF	FO	A	TO	Blk	Stl	Pts	Avg
20	Chelsey Perry	17	14	512	30.1	138	272	.507	26	64	.406	81	98	.827	27	93	120	7.1	39	0	34	31	28	19	383	22.5
11	Dasia Young	25	25	765	30.6	115	218	.528	8	29	.276	80	109	.734	56	101	157	6.3	66	1	53	60	13	28	318	12.7
21	Maddie Waldrop	24	24	716	29.8	91	182	.500	19	58	.328	35	49	.714	25	127	152	6.3	56	1	55	34	24	16	236	9.8
05	Seygan Robins	24	24	732	30.5	63	142	.444	42	88	.477	21	27	.778	9	46	55	2.3	40	0	85	62	2	32	189	7.9
35	Paige Pipkin	23	22	589	25.6	60	146	.411	29	71	.408	23	32	.719	14	51	65	2.8	34	0	66	44	8	25	172	7.5
22	Damiah Griffin	25	0	253	10.1	45	86	.523	1	9	.111	16	23	.696	11	40	51	2.0	26	2	15	17	6	15	107	4.3
13	Demi Burdick	23	0	347	15.1	38	91	.418	1	7	.143	9	10	.900	16	65	81	3.5	26	0	26	23	17	14	86	3.7
31	Kyannah Grant	22	4	338	15.4	24	54	.444	13	32	.406	13	17	.765	4	20	24	1.1	9	0	39	27	4	6	74	3.4
14	Zaire Hicks	12	0	131	10.9	16	34	.471	6	15	.400	2	3	.667	3	8	11	0.9	17	0	7	8	1	6	40	3.3
02	Sade' Hudson	25	9	321	12.8	24	74	.324	6	25	.240	23	32	.719	4	34	38	1.5	37	0	22	26	0	12	77	3.1
23	Hayley Harrison	21	3	235	11.2	16	42	.381	7	18	.389	14	20	.700	5	19	24	1.1	27	0	12	18	7	7	53	2.5
10	Raegan Johnson	16	0	48	3.0	5	14	.357	0	0	.000	10	15	.667	2	4	6	0.4	9	0	4	4	0	3	20	1.3
44	Haley Nichols	7	0	8	1.1	1	2	.500	1	1	1.000	0	0	.000	1	0	1	0.1	1	0	0	1	0	2	3	0.4
03	x-Macy Rippy	3	0	5	1.7	0	1	.000	0	1	.000	0	0	.000	0	0	0	0.0	0	0	0	1	0	0	0	0.0
TM	TEAM.....														31	55	86	3.4				12				0
	Total.....	25				636	1358	.468	159	418	.380	327	435	.752	208	663	871	34.8	387	4	418	368	110	185	1758	70.3
	Opponents.....	25				540	1435	.376	165	529	.312	276	388	.711	284	566	850	34.0	423	-	297	391	59	181	1521	60.8

x-Inactive player

Team Statistics	UTM	OPP	Date	Opponent	Score	Attend
SCORING	1758	1521	12/06/20	at #5 Louisville	L 67-85	2709
Points per game	70.3	60.8	12/08/20	at Samford	W 75-67	188
Scoring margin	+9.5	-	* 12/18/20	at Southeast Missouri	W 61-58	274
FIELD GOALS-ATT	636-1358	540-1435	* 12/30/20	at Jacksonville State	L 67-72	430
Field goal pct	.468	.376	01/05/21	at #2 Louisville	L 61-96	2754
3 POINT FG-ATT	159-418	165-529	* 01/07/21	at Tennessee State	W 80-39	113
3-point FG pct	.380	.312	* 01/14/21	AUSTIN PEAY	W 69-53	375
3-pt FG made per game	6.4	6.6	* 01/16/21	MURRAY STATE	W 78-71	294
FREE THROWS-ATT	327-435	276-388	* 01/21/21	at Eastern Kentucky	W 65-39	275
Free throw pct	.752	.711	* 1/23/21	at Morehead State	W 80-63	222
F-Throws made per game	13.1	11.0	* 01/26/21	BELMONT	W 66-63	342
REBOUNDS	871	850	* 01/28/21	EASTERN ILLINOIS	W 70-50	358
Rebounds per game	34.8	34.0	* 01/30/21	SIUE	W 79-45	292
Rebounding margin	+0.8	-	* 02/01/21	SOUTHEAST MISSOURI	W 80-70	437
ASSISTS	418	297	* 02/04/21	JACKSONVILLE ST.	W 60-46	263
Assists per game	16.7	11.9	* 02/06/21	TENNESSEE TECH	L 73-77	308
TURNOVERS	368	391	* 02/12/21	at Austin Peay	W 56-51	147
Turnovers per game	14.7	15.6	* 02/13/21	at Murray St.	W 67-65	204
Turnover margin	+0.9	-	* 02/18/21	MOREHEAD STATE	W 77-39	197
Assist/turnover ratio	1.1	0.8	* 02/20/21	EASTERN KENTUCKY	W 81-62	269
STEALS	185	181	* 02/25/21	at SIUE	W 68-52	50
Steals per game	7.4	7.2	* 02/27/21	at Eastern Ill.	W 69-63	50
BLOCKS	110	59	# 03/03/21	vs Eastern Ill.	W 65-56	174
Blocks per game	4.4	2.4	# 03/05/21	vs Tennessee Tech	W 69-56	330
ATTENDANCE	3135	8210	# 03/06/21	vs Belmont	L 75-83	290
Home games-Avg/Game	10-314	12-618				
Neutral site-Avg/Game	-	3-265				

* = Conference game

= OVC Basketball Championship

Score By Periods:	1st	2nd	3rd	4th	Total
UT Martin	385	417	489	467	1758
Opponents	365	392	371	393	1521

RADIO/TV CALL SHEET



0

EMMA DAVISG • 5-10 • Junior
Harrodsburg, Ky.

2

SADE' HUDSONG • 5-8 • Junior
Memphis, Tenn.

5

SEYGAN ROBINSG • 5-8 • R-Sophomore
Harrodsburg, Ky.

10

RAEGAN JOHNSONF • 6-2 • Sophomore
Martin, Tenn.

11

DASIA YOUNGF • 5-11 • Sophomore
Jonesboro, Ark.

13

DEMI BURDICKF • 6-2 • Senior
Marshall, Ill.

14

ZAIRE HICKSG • 5-7 • R-Junior
Memphis, Tenn.

20

CHELSEY PERRYF • 6-2 • Senior
Middleton, Tenn.

21

MADDIE WALDROPF • 6-2 • Senior
Murray, Ky.

22

DAMIAH GRIFFINF • 6-0 • R-Junior
Memphis, Tenn.

23

HAYLEY HARRISONG/F • 5-10 • R-Freshman
Nicholasville, Ky.

31

KYANNAH GRANTG • 5-7 • Junior
Choctaw, Miss.

35

PAIGE PIPKING • 5-10 • R-Junior
Henderson, Tenn.

44

HALEY NICHOLSF • 6-0 • Freshman
Avon, Ind.

COACHING STAFF

**KEVIN McMILLAN**HEAD COACH
12th Season**WILLIE TREVATHAN**ASSISTANT COACH
First Season**JASMINE NEWSOME**ASSISTANT COACH
Sixth Season**DAVID HART**ASSISTANT COACH
10th Season**KELSEY JOHNSON**GRADUATE ASSISTANT
Second Season**DARBY MAGGARD**GRADUATE ASSISTANT
First Season**STACIE EVANS**DIR. OF OPERATIONS
11th Season