UT MARTIN SKYHAWKS

WOMEN'S BASKETBALL 2020-21 GAME NOTES

SIX OVC CHAMPIONSHIPS • FOUR OVC TOURNAMENT TITLES • FOUR NCAA TOURNAMENT APPEARANCES • FIVE WOMENS NIT QUALIFIERS

THE MATCHUP

UT MARTIN SKYHAWKS | (16-4, 15-2 OVC)

Head Coach: Kevin McMillan (Rhodes College, 1989)
Career Record: 234-140 (12th season)
Record at UTM: Same

Points: Chelsey Perry (23.8)
Rebounds: Chelsey Perry (7.4)
Assists: Seygan Robins (3.6)
Steals: Seygan Robins (1.4)
Blocks: Chelsey Perry (1.8)

PPG	70.6
Opp. PPG	60.5
Margin	+10.1
FG%	46.2
3PT FG%	36.7
FT%	73.5
RPG	35.5
APG	16.6
TPG	14.4
SPG	7.4
BPG	4.1

VS

SIUE COUGARS | (6-17, 3-15 OVC)

Head Coach: Paula Buscher (Missouri State, 1986)
Career Record: 327-376 (24th season)
Record at SIUE: 117-150 (9th season)

Points: Mikayla Kinnard (9.0)
Rebounds: Ajulu Thatha (6.2)
Assists: Mikayla Kinnard (2.7)
Steals: Mikia Keith (1.3)
Blocks: Madison Webb (0.7)

PPG	56.7
Opp. PPG	66.3
Margin	-9.7
FG%	36.9
3PT FG%	26.7
FT%	57.9
RPG	38.7
APG	12.3
TPG	19.1
SPG	8.1
BPG	2.8

PROBABLE STARTING LINEUP

G 5 — SEYGAN ROBINS
7.9 PPG • 2.1 RPG
3.6 APG • 1.4 SPG

G 2 — SADE' HUDSON
3.1 PPG • 1.7 RPG
0.9 APG • 0.5 SPG

G 35 — PAIGE PIPKIN
6.5 PPG • 3.0 RPG
2.5 APG • 1.0 SPG

F 11 — DASIA YOUNG
11.2 PPG • 6.0 RPG
2.1 APG • 1.1 SPG

F 21 — MADDIE WALDRO
8.8 PPG • 6.2 RPG
2.3 APG • 1.0 BPG

FULL COURT PRESS

PLAYER TO WATCH
#5 • SEYGAN ROBINS
5-8 • Harrodsburg, Ky. • R-So.

Redshirt-sophomore guard Seygan Robins picked up his second OVC Newcomer of the Week honor after Robins averaged 11.0 points, 3.0 assists and 2.5 rebounds per game while shooting 58.3 percent from the field and 63.6 percent from beyond the arc.

Robins best game came against EKU when she equaled her career-high with 18 points while knocking down 6-of-8 three-point field goal attempts.

• The University of Tennessee at Martin women's basketball team will open the final week of the regular season with a road swing through the Land of Lincoln, beginning with an Ohio Valley Conference matchup at SIUE on Thursday, Feb. 25. Tipoff from the Vadalabene Center is scheduled for 1 p.m. and will be broadcast on ESPN+.

• The Skyhawks (16-4, 15-2 OVC) enter the contest with their magic number sitting at one game to claim the program's seventh OVC regular season title and back-to-back crown. Over the final week of the season, any win by the Skyhawks or loss by Belmont will clinch the regular season title and the No. 1 seed in next week's OVC Basketball Championship.

• UT Martin currently leads the OVC in several statistical categories during league play including scoring offense (71.1), scoring defense (56.6), scoring margin (+14.5), field goal percentage (46.2), field goal percentage defense (34.9), three-point field goal percentage (38.2), assists (17.1) and assist/turnover ratio (1.3).

• Skyhawk redshirt-sophomore guard Seygan Robins earned her second OVC Newcomer of the Week honor this season on Tuesday after a strong week against Morehead State and Eastern Kentucky. Robins average 11.0 points, 3.0 assists and 2.5 rebounds per game while shooting 58.3 percent from the field and 63.6 percent from beyond the arc. Her best game came against EKU when she equaled her career-high with 18 points while knocking down 6-of-8 three-point field goal attempts.

• Tracking career milestones, UT Martin senior forward Maddie Waldrop enters Thursday's contest looking to become the 17th member of the program's 1,000-point club. Waldrop has scored 987 career points and needs just 13 points to join fellow teammate Chelsey Perry on the prestigious list.

• SIUE (6-17, 3-15 OVC) is riding a six-game losing streak while dropping nine of its last 10 games. The Cougars feature three leading scorers including Mikayla Kinnard (9.0 ppg, 2.7 apg), Ajulu Thatha (8.6 ppg, 6.2 rpg) and Allie Troeckler (8.5 ppg, 5.6 rpg).

• Thursday's contest marks the 29th meeting between the two programs in a series which dates back to 1986. UT Martin holds a 20-8 advantage in the series while riding a seven-game winning streak since 2018 – including a 79-45 victory back on Jan. 30.

SERIES HISTORY

UT Martin leads series 20-8

Last Meeting	Jan. 30, 2021
Game Result	W, 79-45
Streak	UTM W7
First Meeting	Nov. 28, 1986
UTM vs. SIUE in Martin	12-3
UTM vs. SIUE in Edwardsville	7-5
McMillan vs. SIUE	14-6

2020-21 SCHEDULE/RESULTS

BREAKDOWN	
OVERALL RECORD:	16-4
OVC	15-2
NON-CONFERENCE	1-2
HOME	9-1
AWAY	7-3
NEUTRAL	0-0

DECEMBER

Date	Day	Opponent	TV	Time (CT)
6	Sun.	at #5 Louisville	ACCN	L, 85-67
8	Tues.	at Samford	ESPN+	W, 75-67
18	Fri.	at Southeast Missouri*	ESPN+	W, 61-58
30	Wed.	at Jacksonville State*	ESPN+	L, 72-67

JANUARY

Date	Day	Opponent	TV	Time (CT)
5	Tues.	at #2 Louisville	ACCN	L, 96-61
7	Thur.	at Tennessee State*	ESPN+	W, 80-39
14	**Thur.**	**AUSTIN PEAY***	**ESPN+**	**W, 69-53**
16	**Sat.**	**MURRAY STATE***	**ESPN+**	**W, 78-71**
21	Thur.	at Eastern Kentucky*	ESPN+	W, 65-39
23	Sat.	at Morehead State*	ESPN+	W, 80-63
26	**Tues.**	**BELMONT***	**ESPN+**	**W, 66-63**
28	**Thur.**	**EASTERN ILLINOIS***	**ESPN+**	**W, 70-50**
30	**Sat.**	**SIUE***	**ESPN+**	**W, 79-45**

FEBRUARY

Date	Day	Opponent	TV	Time (CT)
1	**Mon.**	**SOUTHEAST MISSOURI***	**ESPNU**	**W, 80-70**
4	**Thur.**	**JACKSONVILLE STATE***	**ESPN+**	**W, 60-46**
6	**Sat.**	**TENNESSEE TECH***	**ESPN+**	**L, 77-73**
12	Fri.	at Austin Peay*	ESPN+	W, 56-51
13	Sat.	at Murray State*	ESPN+	W, 67-65
16	Tues.	at Belmont*	ESPN+	PPD
18	**Thur.**	**MOREHEAD STATE***	**ESPN+**	**W, 77-39**
20	**Sat.**	**EASTERN KENTUCKY***	**ESPN+**	**W, 81-62**
25	Thur.	at SIUE*	ESPN+	1 p.m.
27	Sat.	at Eastern Illinois*	ESPN+	1 p.m.

MARCH

Date	Day	Opponent	TV	Time (CT)
3	Wed.	OVC Championship	ESPN+	TBA
5	Fri.	OVC Championship	ESPN+	TBA
6	Sat.	OVC Championship	ESPN+	TBA

Home games in **BOLD CAPS** in Elam Center
* Ohio Valley Conference game

MEET THE **SKYHAWKS**

UNIVERSITY INFORMATION

Location	Martin, Tenn.
Founded	1900; Senior College, 1951
Enrollment	7,117
Nickname	Skyhawks
Colors	Navy Blue & Orange
Affiliation	NCAA Division I
Conference	Ohio Valley
Chancellor	Dr. Keith Carver
Athletics Director	Kurt McGuffin
Athletics Office	731-881-7660
Assistant AD/SWA	Danelle Fabianich
Ticket Office Phone	731-881-7207

COACHING STAFF

Head Coach	Kevin McMillan (12th year)
Alma Mater	Rhodes, 1989
Career Record	234-140
Record at UT Martin	Same
E-mail	dmcmil10@utm.edu
Office Phone	731-881-7681

TEAM INFORMATION

2019-20 Overall Record	22-10
2019-20 OVC Record/Finish	16-2 (1st)
Home	13-1
Away	7-8
Neutral	2-1
Letter Winners Returning/Lost	13/4
Starters Returning/Lost	4/1
Newcomers	2

PROGRAM HISTORY

First Year of Basketball	1969
All-Time Basketball Record	669-734
Record at Home	331-205
All-Time OVC Record	271-226

SPORTS INFORMATION

WBB Contact	Alex Boggis
Email	dboggis@utm.edu
Office Phone	731-881-7964
Cell Phone	618-357-1536
Press Row Phone	731-881-7694
Mailing Address	1022 Elam Center Martin, Tenn. 38238
Website	www.UTMSports.com

SKYHAWKS IN PRINT

The name of our institution is the University of Tennessee at Martin and if abbreviated, should be referred to as UT Martin. The University of Tennessee at Martin should be used as the first reference in a news story. UT Martin should be used in subsequent references and UTM is acceptable in headlines.

Tennessee-Martin, UT-Martin, UT or Martin should NEVER be used. The description Skyhawks should be used to represent all UT Martin athletic teams. Hawks should never be used.

Front Row: Macy Rippy, Paige Pipkin, Kyannah Grant, Sade' Hudson, Zaire Hicks, Seygan Robins and Hayley Harrison.
Second Row: Raegan Johnson, Haley Nichols, Demi Burdick, Chelsey Perry, Maddie Waldrop, Dasia Young, Emma Davis and Damiah Griffin.

NUMERICAL **ROSTER**

No.	Name	Pos.	Ht.	Class	Hometown	(Previous School)
0	*Emma Davis	G	5-10	Jr.	Harrodsburg, Ky.	(Mercer County HS)
2	Sade' Hudson (Shaw-day)	G	5-8	Jr.	Memphis, Tenn.	(Trezevant HS)
5	Seygan Robins (Say-ghen)	G	5-8	R-So.	Harrodsburg, Ky.	(Louisville)
10	Raegan Johnson (Ray-ghen)	F	6-2	So.	Martin, Tenn.	(Westview HS)
11	Dasia Young (Day-shuh)	F	5-11	So.	Jonesboro, Ark.	(Nettleton HS)
13	Demi Burdick	F	6-2	Sr.	Marshall, Ill.	(Marshall HS)
14	Zaire Hicks (Zi-air)	G	5-7	R-Jr.	Memphis, Tenn.	(White Station HS)
20	Chelsey Perry	F	6-2	Sr.	Middleton, Tenn.	(Middleton HS)
21	Maddie Waldrop	F	6-2	Sr.	Murray, Ky.	(Murray HS)
22	Damiah Griffin (Duh-my-uh)	F	6-0	R-Jr.	Memphis, Tenn.	(White Station HS)
23	Hayley Harrison	F	5-10	R-Fr.	Winchester, Ky.	(George Rogers Clark HS)
31	Kyannah Grant (Key-on-uh)	G	5-7	Jr.	Choctaw, Miss.	(Choctaw Central HS)
35	Paige Pipkin	G	5-10	R-Jr.	Henderson, Tenn.	(Chester County HS)
44	Haley Nichols	F	6-0	Fr.	Avon, Ind.	(Avon HS)

***expected to miss the rest of 2020-21 season due to injury**

COACHING AND SUPPORT **STAFF**

Position	Name	Experience	Alma Mater
Head Coach	Kevin McMillan	12th season	Rhodes College, 1989
Assistant Coach	Willie Trevathan	First season	Union, 2000
	Jasmine Newsome	Sixth season	UT Martin, 2014
	David Hart	10th season	UT Martin, 1991
Graduate Assistant	Kelsey Johnson	Second season	Bridgewater State, 2016
	Darby Maggard	First season	Belmont, 2019
Director of Operations	Stacie Evans	11th season	UT Martin, 2004

ROSTER **BREAKDOWN**

BY CLASS

Seniors
Burdick, Perry, Waldrop

Juniors
Davis, Grant, Griffin (R), Hicks (R), Hudson, Pipkin (R)

Sophomores
Johnson, Robins (R), Young

Freshmen
Harrison (R), Nichols

BY HOME STATE

Arkansas: Young

Illinois: Burdick

Indiana: Nichols

Kentucky: Davis, Harrison, Robins, Waldrop

Mississippi: Grant

Tennessee: Griffin, Hicks, Hudson, Johnson, Perry, Pipkin

BY POSITION

Guards	Forwards
Davis	Burdick
Grant	Griffin
Hicks	Harrison
Hudson	Johnson
Pipkin	Nichols
Robins	Perry
	Waldrop
	Young

EMMA DAVIS

0

Junior • G • 5-10 • Harrodsburg, Ky. (Mercer County HS)

GP-GS	PPG	RPG	APG	SPG	BPG	MPG
0-0	0.0	0.0	0.0	0.0	0.0	0.0

FG%: .000 | 3FG%: .000 | FT%: .000

CAREER HIGHS	Pts: 11	Reb: 3	Asst: 2	Stl: 3	Blk: 1	Min: 20

- Will miss 2020-21 season with leg injury
- Career-high 11 points vs. Mississippi Valley (12/29/18)
- Scored in double figures two times times in career
- Two-time OVC Commissioner's Honor Roll recipient
- Three-time Athletic Director's Honor Roll recipient
- Majoring in special education, K-12

Pronunciation
Shaw-day

SADE' HUDSON

2

Junior • G • 5-8 • Memphis, Tenn. (Trezevant HS)

GP-GS	PPG	RPG	APG	SPG	BPG	MPG
20-3	3.1	1.7	0.9	0.5	0.0	12.7

FG%: .283 | 3FG%: .273 | FT%: .700

CAREER HIGHS	Pts: 14	Reb: 6	Asst: 4	Stl: 4	Blk: 1	Min: 39

- Played 13 minutes vs. Eastern Kentucky
- Tallied eight assists and 1 turnover in last four games
- Started last four games
- Career-high 14 points vs. Southern Illinois & Lipscomb
- Scored in double figures seven times in career | 2x in 2020-21
- Member of UT Martin ROTC | Contracted w/ U.S. Army (11/5/20)
- Majoring in communications

Pronunciation
Say-ghen

SEYGAN ROBINS

5

R-Sophomore • G • 5-8 • Harrodsburg, Ky. (Mercer County HS)

GP-GS	PPG	RPG	APG	SPG	BPG	MPG
19-19	7.9	2.1	3.6	1.4	0.1	30.4

FG%: .423 | 3FG%: .434 | FT%: .737

CAREER HIGHS	Pts: 16	Reb: 4	Asst: 6	Stl: 4	Blk: 1	Min: 39

- Tied career-high 18 points (6-of-8 threes) vs EKU
- Two-time OVC Newcomer of the Week (12/15/20) / (2/23/21)
- Ranks fifth in OVC with 3.6 assists per game
- Scored career-high 18 points (6-of-8 threes) at TSU
- Scored in double figures five times
- Tallied four or more assists in 11 games this season
- Transferred from Louisville | Redshirted 19-20
- Former 5-star prospect | 2018 KY Gatorade Player of the Year
- Majoring in special education



Pronunciation
Ray-ghen

RAEGAN JOHNSON

10

Sophomore • F • 6-2 • Martin, Tenn. (Westview HS)

GP-GS	PPG	RPG	APG	SPG	BPG	MPG
14-0	1.4	0.4	0.3	0.2	0.0	3.4

FG%: .357 | 3FG%: .000 | FT%: .615

CAREER HIGHS	Pts: 5	Reb: 4	Asst: 2	Stl: 1	Blk: 0	Min: 11

- Played two minutes, scoring 2 points vs. EKU
- Scored career-high five points vs. Morehead State
- Tallied three points, two rebounds at Tennessee State
- Equaled career-high with four points at #5 Louisville
- Athletic Director's Honor Roll recipient
- Majoring in family and consumer science

Pronunciation
Day-shuh

DASIA YOUNG

11

Sophomore • F • 5-11 • Jonesboro, Ark. (Nettleton HS)

GP-GS	PPG	RPG	APG	SPG	BPG	MPG
20-20	11.2	6.0	2.1	1.1	0.4	30.4

FG%: .500 | 3FG%: .296 | FT%: .712

CAREER HIGHS	Pts: 25	Reb: 13	Asst: 6	Stl: 4	Blk: 2	Min: 40

- Tallied 11 points vs. Eastern Kentucky
- OVC Player of the Week (2/9/21) - Avg. 17.7 ppg, 9.3 rpg
- Scored in double figures in seven straight games
- Posted career-high 25 points vs. Southeast Missouri
- Scored in double figures 20 times in career | 12x in 2020-21
- Eclipsed 20+ points against Morehead State and SEMO
- OVC Commissioner's Honor Roll recipient | AD's Honor Roll
- Majoring in veterinary tech

Pronunciation
Day-shuh

DEMI BURDICK

13

Senior • F • 6-2 • Marshall, Ill. (Marshall HS)

GP-GS	PPG	RPG	APG	SPG	BPG	MPG
18-0	4.0	3.5	1.1	0.5	0.4	13.7

FG%: .444 | 3FG%: .200 | FT%: .875

CAREER HIGHS	Pts: 14	Reb: 11	Asst: 4	Stl: 3	Blk: 4	Min: 30

- Tallied four points, three rebounds vs. EKU
- Career-highs in rebounds (11) and blocks (4) vs. Morehead St
- Scored season-high 10 points at Murray State
- Career-high 14 points vs. Murray State
- Scored in double figures five times in career | 1x in 2020-21
- Named to OVC Medal of Honor (4.0 GPA)
- 3x AD's Honor Roll | 2x OVC Commissioner's Honor Roll
- Majoring in special education

Pronunciation
Zi-air

ZAIRE HICKS

14

R-Junior • G • 5-7 • Memphis, Tenn. (White Station HS)

GP-GS	PPG	RPG	APG	SPG	BPG	MPG
8-0	4.4	1.3	0.8	0.5	0.1	13.0

FG%: .467 | 3FG%: .417 | FT%: .667

CAREER HIGHS	Pts: 19	Reb: 7	Asst: 6	Stl: 4	Blk: 1	Min: 39

- Scored season-high 12 points vs. Eastern Kentucky
- Saw first action in 10 games with injury
- Played in two games last season before season-ending injury
- Career-high 19 points vs. UAH/Murray State
- Career-high six assists vs. Tennessee State/Murray State
- Scored in double figures 19 times in career
- Athletic Director's Honor Roll recipient
- Majoring in biology

CHELSEY PERRY

20

Senior • F • 6-2 • Middleton, Tenn. (Middleton HS)

GP-GS	PPG	RPG	APG	SPG	BPG	MPG
15-14	23.8	7.4	1.9	1.2	1.8	31.7

FG%: .516 | 3FG%: .421 | FT%: .819

CAREER HIGHS	Pts: 42	Reb: 14	Asst: 6	Stl: 5	Blk: 8	Min: 44

- Scored 18 points against Murray State | G-W with 1.1 seconds
- Ranks seventh in NCAA with 23.8 ppg | Missed 5 games (hip)
- 13 OVC Player of the Week Awards | 3rd most in OVC history
- UTM-record 221 blocks | Ranks third at UTM in scoring 1,862
- Scored in double figures 82 times | 39 w/ 20+ | 12 w/ 30+
- Named to Naismith, Becky Hammon and McClain Award watch lists
- OVC Preseason Player of the Year | 2020 OVC Player of the Year
- C-H 42 pts vs. Lipscomb | C-H 14 rebs at Austin Peay
- Majoring in exercise science and wellness

21 MADDIE WALDROP

Senior • F • 6-2 • Murray, Ky. (Murray HS)

GP-GS	PPG	RPG	APG	SPG	BPG	MPG
19-19	8.8	6.2	2.3	0.5	1.0	28.5

FG%: .496 | 3FG%: .316 | FT%: .622

CAREER HIGHS	Pts: 26	Reb: 16	Asst: 6	Stl: 4	Blk: 4	Min: 41

- Tallied 12 points, 11 rebounds vs. Eastern Kentucky
- Tallied four points, eight rebounds, three blocks at Murray St
- Needs 13 points to reach 1,000 points (987)
- Scored in double figures 42x | 9 w/ 20+ | 13 double-doubles
- 3rd in UTM with 765 rebounds | 21 games in double figures
- 2x Preseason All-OVC | 2020 All-OVC first team
- 3x OVC Commissioner's Honor Roll | Medal of Honor
- Majoring in mathematics

Pronunciation
Duh-my-uh

22 DAMIAH GRIFFIN

R-Junior • F • 6-0 • Memphis, Tenn. (White Station HS)

GP-GS	PPG	RPG	APG	SPG	BPG	MPG
20-0	4.4	2.0	0.6	0.7	0.9	10.5

FG%: .551 | 3FG%: .143 | FT%: .667

CAREER HIGHS	Pts: 25	Reb: 10	Asst: 3	Stl: 5	Blk: 2	Min: 46

- Scored seven points vs. Eastern Kentucky
- Leads the team in FG% (55.1)
- Career-high 25 points and 10 rebounds vs. Louisville (19-20)
- Scored in double figures 22 times in career | 2x in 2020-21
- One career double-double | Six games with 3+ steals
- OVC Commissioner's Honor Roll | 3x AD's Honor Roll
- Majoring in exercise science and wellness

23 HAYLEY HARRISON

R-Freshman • G/F • 5-10 • Winchester, Ky. (George Rogers Clark HS)

GP-GS	PPG	RPG	APG	SPG	BPG	MPG
16-3	3.1	1.5	0.8	0.4	0.3	13.1

FG%: .359 | 3FG%: .412 | FT%: .700

CAREER HIGHS	Pts: 14	Reb: 4	Asst: 2	Stl: 1	Blk: 1	Min: 26

- Tallied two points in 16 minutes vs. Eastern Kentucky
- Scored career-high 14 points (4-of-5 from 3pt) vs. SIUE
- Scored 10 points in college debut at #5 Louisville
- Redshirted 2019-20 | Did not see game (injury)
- Averaged 16.4 ppg and shot 39.4% from three as HS senior
- Named to Fall 2020 Athletic Director's Academic Honor Roll
- Majoring in graphic design

Pronunciation
Key-on-uh

31 KYANNAH GRANT

Junior • G • 5-7 • Choctaw, Miss. (Choctaw Central HS)

GP-GS	PPG	RPG	APG	SPG	BPG	MPG
17-4	4.1	1.4	2.0	0.4	0.2	16.9

FG%: .440 | 3FG%: .414 | FT%: .765

CAREER HIGHS	Pts: 18	Reb: 8	Asst: 9	Stl: 5	Blk: 2	Min: 46

- Tallied three points, three rebounds vs. Eastern Kentucky
- Scored in double figures three of last four games
- Tallied season-highs with 15 points, nine assists vs. SEMO
- Career-high 18 points vs. Eastern Illinois
- Scored in double figures 10 times in career | 3x in 2020-21
- Nine games with 5+ assists | Six games with 3+ steals
- One of 18 Native American Division I WBB players
- 2x OVC Commissioner's Honor Roll | 3x AD's Honor Roll
- Majoring in biology, pre-med

35 PAIGE PIPKIN

R-Junior • G • 5-7 • Henderson, Tenn. (Chester County HS)

GP-GS	PPG	RPG	APG	SPG	BPG	MPG
18-17	6.5	3.0	2.5	1.0	0.3	23.7

FG%: .394 | 3FG%: .389 | FT%: .700

CAREER HIGHS	Pts: 20	Reb: 7	Asst: 5	Stl: 4	Blk: 2	Min: 35

- Tallied 10 points, six assists vs. Eastern Kentucky
- Career-high 20 points - 6-of-8 from 3pt vs. Morehead St
- Scored in double figures five times this season
- Has started the last 17 games
- Went 766 days between games in 2018-20 | Returned vs. SEMO
- Played just three games in first three seasons due to injury
- 2x OVC Commissioner's Honor Roll | 3x AD's Honor Roll
- Majoring in sports business

44 HALEY NICHOLS

Freshman • F • 6-0 • Avon, Ind. (Avon HS)

GP-GS	PPG	RPG	APG	SPG	BPG	MPG
6-0	0.5	0.2	0.0	0.3	0.0	1.3

FG%: .500 | 3FG%: .000 | FT%: .000

CAREER HIGHS	Pts: 0	Reb: 0	Asst: 0	Stl: 0	Blk: 0	Min: 2

- Played two minutes at Eastern Kentucky
- Scored first career points vs. Morehead State - 3 pt
- Played career-high two minutes vs. SIUE
- Made collegiate debut against Austin Peay
- Tallied 1,125 points, 725 rebounds in high school
- Averaged 14.2 points, 9.2 rebounds as HS senior
- Named to Fall 2020 Athletic Director's Academic Honor Roll
- Majoring in biology

OVC BANDS TOGETHER TO WEAR NCAA UNITY PATCH

• This season you will see Ohio Valley Conference teams, and other teams around the country, sporting a Unity Patch on uniforms. The patch is part of a Unity Pledge and Logo approved by the NCAA's three divisional Student-Athlete Advisory Committees (SAAC) and the NCAA Board of Governors Student-Athlete Engagement Committee.

• They are symbolic gestures to continue generating stronger unity among the NCAA's 1100-plus schools and nearly 500,000 student-athletes. The logo includes three different colored hands holding one another's wrists inside a circle with "United As One" at the bottom.

QUICK **HITS**

PERRY CLIMBS PROGRAM'S SCORING LIST

• Skyhawk forward Chelsey Perry continues her climb up several program leaderboards in her senior campaign - including the all-time scoring list. With 1,862 career points, Perry needs 138 points to join Heather Butler (2,865) and Jasmine Newsome (2,566) with 2,000 points. Perry's 1,857 points rank 10th amongst the nation's active career leaders.

SKYHAWKS LEAD THE WAY

• UT Martin currently leads the OVC in several statistical categories during league play including scoring offense (71.1), scoring defense (56.6), scoring margin (+14.5), field goal percentage (46.2), field goal percentage defense (34.9), three-point field goal percentage (38.2), assists (17.1) and assist/turnover ratio (1.3).

ROBINS NAMED OVC NEWCOMER OF THE WEEK

• Skyhawk redshirt-sophomore guard Seygan Robins earned her second OVC Newcomer of the Week on Feb. 23 after a strong week against Morehead State and Eastern Kentucky. Robins average 11.0 points, 3.0 assists and 2.5 rebounds per game while shooting 58.3 percent from the field and 63.6 percent from beyond the arc. Her best game came against EKU when she equaled her career-high with 18 points while knocking down 6-of-8 three-point field goal attempts.

DEFENSE IS KEY

• A big reason for the Skyhawks success this season has been the team's effort on the defensive end. During conference play, the Skyhawks have held opponents to an average of 34.9 percent from the floor while limiting 14 teams to 40.0 percent or lower. Additionally, the Skyhawks forced 16.7 turnovers, 7.8 steals and 4.2 blocks per game during league play.

HOLDING OPPONENTS UNDER 40

• In UT Martin's Division I history, it has held its opponents to fewer than 40 points just eight times - including seven times during the Kevin McMillan Era. The Skyhawks have accomplished the feat three this season against Tennessee State, Eastern Kentucky and Morehead State.

Date	Opponent	Points
1/5/98	Middle Tennessee	32
3/4/15	vs. Eastern Illinois	35
1/20/16	at Eastern Illinois	39
1/25/20	at SIUE	39
3/4/20	vs. Murray State	33
1/7/21	at Tennessee State	39
1/21/21	at Eastern Kentucky	39
2/18/21	Morehead State	39

PERRY BREAKS PROGRAM BLOCK RECORD

• UT Martin senior forward Chelsey Perry continues to build upon her school career shot block record which currently sits at 221 entering the contest. Perry became the program's all-time leader on Saturday, Jan. 16 against Murray State when officially surpassing Mary Kate Long's previous mark of 203 set in 1989. She also ranks fifth in OVC history and is currently chasing Austin Peay's Gerlonda Hardin (223) for fourth place on the all-time leaderboard.

UT Martin Career Blocks

	Blocks	Player	Year
1.	**221**	**Chelsey Perry**	**2017-Present**
2.	203	Mary Kate Long	1985-89
3.	155	Rickiesha Bryant	2010-13
4.	93	Chastity Bohannan	1997-00
5.	90	Zabrina Harris	1996-00

OVC Career Blocks

	Blks	Player	Year
1.	291	Sally McCabe, Belmont	2014-18
2.	287	Brittany Pittman, Morehead State	2007-09
3.	264	Brooke Todd, Morehead State	2014-18
4.	223	Gerlonda Hardin, Austin Peay	2000-04
5.	**221**	**Chelsey Perry, UT Martin**	**2017-P**

HOME COURT ADVANTAGE

• UT Martin has tallied 265 home victories since 1995, making the friendly confines of the Elam Center a daunting place for visiting teams. During McMillan's tenure the Skyhawks have posted a 125-26 record at home since taking over as head coach, posting an .825 winning percentage. The Skyhawks have also posted a 91-12 home record against OVC foes during the same span.

UT Martin Record at Home Under McMillan

2018-19	14-1	2010-11	10-0
2019-20	13-1	2012-13	10-5
2011-12	12-1	2014-15	10-2
2013-14	11-1	**2020-21**	**9-1**
2015-16	11-1	2009-10	7-4
2017-18	11-3	2016-17	7-6

BASKETBALL HALL OF FAME AND WBCA NAMES PERRY TO 2021 McCLAIN AWARD TOP 10 LIST

• The Naismith Memorial Basketball Hall of Fame and the Women's Basketball Coaches Association has named Skyhawk forward Chelsey Perry as one of Top 10 candidates for the 2021 Katrina McClain Award.

• Named for the two-time All-American and 1987 National Player of the Year Katrina McClain, the annual award in its fourth year, recognizes the top power forward in college basketball.

WALDROP APPROACHING 1,000 POINT CLUB

• Senior forward Maddie Waldrop is steadily climbing up the program's career scoring list and sits just outside the exclusive 1,000 point club at UT Martin. Waldrop enters the contest needing 13 points to become the 17th player to reach 1,000 points and join fellow teammate Chelsey Perry on the list.

YOUNG NAMED OVC PLAYER OF THE WEEK

• Skyhawk sophomore forward Dasia Young garnered her first OVC Player of the Week honor on Feb. 9 after averaging 17.7 points and 9.3 rebounds per game against Southeast Missouri, Jacksonville State and Tennessee Tech. She scored in double figures in each contest – including setting a new career scoring high and recording her first career double-double.

• While this marks the first OVC weekly honor for Young, the Skyhawks have claimed six of the league's 10 weekly honors this season.

THAT 70's SHOW

• 70 has proven to be the magic number for the Skyhawks in recent history. Under the direction of head coach Kevin McMillan, UT Martin is 182-34 when eclipsing the 70-point plateau. When the Skyhawks have scored 80 points or more, they are 115-7 during the same span.

NEW YEAR, NEW ME

• The Skyhawks have enjoyed the year 2021. Since the calendar flipped from dreaded 2020, UT Martin has boasted a 14-2 overall mark with the team's lone losses coming to No. 2 ranked Louisville and Tennessee Tech. Included in the Skyhawks success was 10-game winning streak stretching 28 days.

SKYHAWK DOUBLE-DOUBLES

• The current Skyhawk roster has combined to achieve 32 career double-doubles, led by 16 from senior Chelsey Perry.

SKYHAWKS WENT STREAKING

• UT Martin strung together a season-long 10-game winning streaking which spanned from Jan. 6 against Tennessee State through Feb. 4 against Jacksonville State. The streak ranked as the Skyhawks 10th winning streak of at least six games for the program since the 2010-11 season and sats as the third longest in the Kevin McMillan Era.

Winning Streaks Under McMillan

2014-15	18	2012-13	8
2011-12	14	2017-18	8
2020-21	**10**	2019-20	7
2013-14	10	2013-14	7
2015-16	10		

QUICK **HITS**

McMILLAN CAREER VICTORIES

McMILLAN CLIMBING OVC LEADERBOARD

• With a career record of 234-140, UT Martin head coach Kevin McMillan currently ranks third in total wins in Ohio Valley Conference history. McMillan also ranks first amongst active coaches.

Coach (Program)	W	L	%
1. Larry Inman (MTSU/EKU/TSU)	545	352	.606
2. Bill Worrell (TTU)	408	190	.682
3. Kevin McMillan (UTM)	**234**	**140**	**.625**
4. Lewis Bivens (MTSU)	182	103	.639
5. Marynell Meadors (TTU)	181	100	.730
6. Teresa Phillips (TSU)	146	155	.485
7. Ed Arnzen (SEMO)	144	155	.482
8. Brady Sallee (EIU)	136	116	.540
9. Mickey Wells (MOR)	132	70	.653
10. Chrissy Roberts (EKU)	122	166	.419

McMILLAN JOINS EXCLUSIVE GROUP AND RECEIVES WBCA VICTORY CLUB HONOR

• Skyhawk head coach Kevin McMillan joined an exclusive group back on Dec. 16, 2019 when he notched his 200th career victory against Lipscomb. McMillan became the first basketball coach in UT Martin history (men's or women's) to reach the milestone while ranking as just the sixth in OVC history to tally 200 or more career victories - joining Larry Joe Inman (545), Dave Loos (420), Bill Worrell (408), Cal Luther (319) and E.A. Diddle (296).

• The Women's Basketball Coaches Association recognized McMillan as a 2020 WBCA Victory Club honoree. The WBCA Victory Club honor is bestowed annually on each WBCA-member head coach who achieves a milestone of 200, 300, 400, 500 or more career victories.

CHELSEY PERRY EARNS 13TH CAREER OVC PLAYER OF THE WEEK HONOR

• For the fifth time this season and the 13th time in her career, Chelsey Perry has been named Ohio Valley Conference Player of the Week after a pair of standout performances against Eastern Kentucky and Morehead State.

• Perry has become accustom to earning the league's top weekly honor over the last two seasons, claiming 13 for her career. Over the last 22 weeks – dating back to last season – Perry has claimed over half of the league's player of the week honors. Perry currently sits second in school history in weekly honors behind Jasmine Newsome and third in OVC history.

OVC Player of the Week Honors	Total
1. Jasmine Newsome, UT Martin	15
2. Janet Holt, Tennessee Tech	14
3. Chelsey Perry, UT Martin	**13**
Ke'Shunan James, Murray State	13
5. Heather Butler, UT Martin	11

20 IN SELECT COMPANY

• Chelsey Perry was in highly elite company to start the season, ranking as one of just two players in the nation to score 20 points or more in every game she had played in through the first 11 games of the season until that streak came to an end against Eastern Illinois when she scored 19 points.

NEW YEAR BRINGS STRONG PLAY

• Under head coach Kevin McMillan, UT Martin has posted a 167-52 record when the calendar switches to a new year over the past 12 seasons - including a 73-26 in January, 72-14 in February and 22-12 in March.

SIX IS A SERIOUS NUMBER

• UT Martin finished a grueling six game homestand which ranked as the program's longest string of consecutive home games since the 2003-04 campaign. During that season, the Skyhawks played six games in the Elam Center over the course of 20 days. The Skyhawks topped that this season by playing six games over the course of 11 days.

PERRY NAMED SEMIFINALIST FOR BECKY HAMMON MID-MAJOR PLAYER OF THE YEAR AWARD

• Chelsey Perry has been named a semifinalist for the 2021 Becky Hammon Mid-Major Player of the Year Award as announced by Her Hoop Stats. Perry is one of 10 student-athletes named semifinalists representing 10 conferences.

• Perry joins a list which features Dyaisha Fair (Buffalo), Iimari'i Thomas (Cincinnati), Kierstan Bell (FGCU), Blanca Millan (Maine), Anastasia Hayes (Middle Tennessee), Nancy Mulkey (Rice), Hannah Sjerven (South Dakota), Myah Selland (South Dakota State) and Kionna Jeter (Towson).

SKYHAWKS MATCH UP AGAINST THE BEST

• UT Martin has never shyed away from playing some of the best teams in the country under head coach Kevin McMillan. Since taking over in 2009-10, McMillan and the Skyhawks have played 26 nationally ranked opponents. This season the Skyhawks are primed to matchup against Louisville twice (ranked No. 2 and 5). The Skyhawks strength of schedule ranks 25th nationally.

COLLEGE INSIDER .COM MID-MAJOR TOP 25

	Team	Rec.	Pts.
1.	South Dakota State (23)	19-2	765
2.	Missouri State (1)	16-2	731
3.	Gonzaga (3)	18-3	706
4.	BYU (1)	15-3	684
5.	FGCU (3)	19-2	657
6.	South Dakota	15-4	616
7.	Stephen F. Austin	17-2	568
8.	California Baptist	20-0	539
9.	**UT Martin**	**16-4**	**486**
10.	Maine	16-2	479
11.	IUPUI	13-4	431
12.	UC Davis	7-1	394
13.	Bowling Green	16-4	391
14.	Bucknell	8-0	357
15.	Idaho State	15-3	308
16.	Marist	14-2	271
17.	Central Michigan	13-7	266
18.	Ohio	12-7	206
19.	Belmont	14-5	187
20.	Delaware	17-3	182
21.	Buffalo	11-7	154
22.	James Madison	11-8	121
23.	Illinois State	11-6	86
24.	Liberty	15-5	75
25.	Green Bay	15-6	6

UT MARTIN **ANALYTICAL SUMMARY**

The plus/minus stat reflects how the team did while that player is on the court. If a player is a +5, it means his team outscored the opponent by five points while he was on the court. If he has a -3, then the opposing team outscored his team by three points while he was on the court.

Player	Season	Avg/Gm	Best +/- Performance
#0 - Emma Davis (0)	-	-	-
#2 - Sade' Hudson (20)	+13	+1.0	+19 vs. Morehead State (2/18)
#5 - Seygan Robins (19)	+155	+7.7	+31 at Tennessee State (1/7)
#10 - Raegan Johnson (14)	+4	+0.3	+11 vs. Morehead State (2/18)
#11 - Dasia Young (20)	+197	+10.2	+33 at Morehead State (1/23)
#13 - Demi Burdick (20)	+20	+0.2	+17 vs. Morehead State (2/18)
#14 - Zaire Hicks (8)	+21	+1.4	+13 vs. Morehead State (2/18)
#20 - Chelsey Perry (15)	+120	+8.0	+34 at Tennessee State (1/7)
#21 - Maddie Waldrop (19)	+120	+6.2	+38 at Tennessee State (1/7)
#22 - Damiah Griffin (20)	+70	+3.2	+19 vs. SIUE (1/30)
#23 - Hayley Harrison (16)	+65	+3.4	+18 vs. Morehead State (2/18)
#31 - Kyannah Grant (17)	+74	+4.6	+21 vs. SIUE (1/30)
#35 - Paige Pipkin (18)	+122	+6.2	+35 at Tennessee State (1/7)
#44 - Haley Nichols (6)	+10	+2.0	+8 vs. Morehead State (2/18)

NCAA NET RANKINGS

Team	NET	Prev
UT Martin	**64**	**64**
Belmont	78	78
Jacksonville State	119	117
Tennessee Tech	132	131
Southeast Missouri	140	138
Austin Peay	150	159
Murray State	162	164
Eastern Illinois	209	209
Eastern Kentucky	221	212
Morehead State	263	260
SIUE	306	304
Tennessee State	341	341

(as of Feb. 19, 2021)

QUICK **HITS**

UT MARTIN MAKES HISTORY BY RECEIVING VOTE IN PRESEASON COACHES POLL

• For the first time in program history, UT Martin garnered a vote in the USA TODAY Sports Preseason Coaches Poll. While this marks the first time that the Skyhawks have garnered preseason votes in the Coaches Poll, UT Martin did receive six votes in the final rankings during the 2013-14 OVC championship season.

SKYHAWK RANKED 10TH IN MID-MAJOR TOP 25

• UT Martin opened the season ranked 10th in the CollegeInsider.com Mid-Major Top 25. The Skyhawks ranked as high as 25th in the weekly poll last season while receiving votes numerous times. This is UTM's highest preseason ranking.

SKYHAWKS TABBED AS PRESEASON FAVORITES

• Fresh off an Ohio Valley Conference regular season championship, UT Martin was tabbed to repeat as champions in the annual preseason poll of the league's head coaches and sports information directors. The Skyhawks garnered 22 of the possible 24 first place votes while tallying 242 points overall.

2020-21 OVC Predicted Order of Finish
1. UT Martin (22 first-place votes) - 242
2. Belmont - 210
3. Southeast Missouri (2 first-place votes) - 206
4. Tennessee Tech - 172
5. Eastern Illinois - 157
6. Jacksonville State - 129
7. Morehead State - 119
8. Murray State - 106
9. Austin Peay - 104
10. Eastern Kentucky - 73
11. SIUE - 36
12. Tennessee State – 29

• For the seventh consecutive year, members of the league's media partners conducted its Preseason OVC Media Poll and picked the Skyhawks to win the league with 10 of 13 first place votes and 149 points overall.

2020-21 OVC Media Poll
1. UT Martin (10 first-place votes) - 149 points
2. Belmont (1) – 137
3. Southeast Missouri (2) – 132
4. Tennessee Tech – 114
5. Eastern Illinois – 105
6. Austin Peay – 85
7. Murray State – 80
8. Jacksonville State – 76
9. Morehead State – 48
10. Eastern Kentucky – 43
11. Tennessee State – 24
12. SIUE - 21

PERRY NAMED TO WOMEN'S JERSEY MIKE'S NAISMITH TROPHY WATCH LIST

• Skyhawk senior forward Chelsey Perry has been named to the 2021 Women's Jersey Mike's Naismith Trophy Watch List, announced by the Atlanta Tipoff Club. Perry is one of 50 women's players representing 11 conferences.
• The award goes to the best player in women's college basketball annually.

BASKETBALL HALL OF FAME AND WBCA NAMES PERRY TO 2021 McCLAIN AWARD WATCH LIST

• The Naismith Memorial Basketball Hall of Fame and the Women's Basketball Coaches Association has named Skyhawk forward Chelsey Perry as one of 20 watch list candidates for the 2021 Katrina McClain Award.
• Named for the two-time All-American and 1987 National Player of the Year Katrina McClain, the annual award in its fourth year, recognizes the top power forward in college basketball.

PERRY NAMED TO BECKY HAMMON MID-MAJOR PLAYER OF THE YEAR WATCH LIST

• UT Martin star Chelsey Perry has been tabbed one of 25 student-athletes named to the preseason watch list for the 2021 Becky Hammon Mid-Major Player of the Year Award presented by Her Hoop Stats.
• Perry was one of five finalists for the award last season after ranking in the top one percent in Division I usage and block rate while being in the top 10 percent in scoring efficiency according to Her Hoop Stats.
• The Becky Hammon Award was first awarded in 2020 and goes to the top college basketball players from one of the 26 conferences deemed to be "mid-major".

PERRY NAMED PRESEASON OVC PLAYER OF THE YEAR BY BOTH LEAGUE AND MEDIA

• Senior forward Chelsey Perry swept the preseason honors by both the league's head coaches and sports information directors, along with the OVC media panel by being named the 2020 OVC Preseason Player of the Year.
• This marks just the fourth time that a Skyhawk has been tabbed as the league's Preseason Player of the Year, joining UT Martin Hall of Famers Zabrina Harris (1999-00), Heather Butler (2012-13) and Jasmine Newsome (2013-14).

PERRY SETS RECORD FOR OVC WEEKLY HONORS

• Chelsey Perry was named OVC Player of the Week an OVC-record eight times last season. She is the first OVC player to tally eight player of the week honors in the same season, surpassing Jasmine Newsome's seven in 2012-13.

PERRY AND WALDROP NAMED TO PRESEASON ALL-OVC SQUADS

• The senior duo of Chelsey Perry and Maddie Waldrop were recognized by the OVC as Preseason All-OVC honorees as voted on by the league's head coaches and sports information directors.
• Perry continues to add to her stellar collegiate résumé with her third consecutive Preseason All-OVC honor. The 2020 OVC Player of the Year played and started in all 32 games for the Skyhawks last season where she averaged 23.1 points, 7.0 rebounds, 2.7 blocks, 2.0 assists and 1.6 steals per game. She ranked first nationally in field goals made (286), second in total points (740) and third in both points per game (23.1) and field goal attempts (386) while ranking 11th in blocks (86) and 17th in blocks per game (2.69). Her 740 points ranked first amongst all collegiate scorers in the state of Tennessee, earning her TSWA Women's Basketball Player of the Year honors.
• A two-time Preseason All-OVC honoree, Waldrop claimed All-OVC first team honors last season after averaging 12.7 points, 7.8 rebounds, 2.7 assists and 1.1 steals per game. She ranked amongst OVC leaders in defensive rebounds (5.9, fourth), field goal percentage (48.6, fifth), rebounding (7.8 rpg, seventh) and scoring (12.7 ppg, eighth). Waldrop scored in double figures 19 times while eclipsing 20 points or more on four occasions.

PERRY GARNERS POSTSEASON ACCOLADES

• WBCA Coaches All-American Hon. Mention
• Bettye Giles Female Athlete of the Year
• TSWA Women's Basketball Player of the Year
• Becky Hammon Mid-Major Player of the Year Finalist
• WBCA Coaches' All-American Regional Finalist
• OVC Player of the Year

PERRY FILLS THE STAT SHEET

• In the program's 51-season history, senior forward Chelsey Perry is the first player to eclipse 1,000 points, 500 rebounds, 200 blocks, 100 steals and 100 assists in a career.

SKYHAWKS OVER 30

• UT Martin has seen 13 different players score 30 points or more in the program's Division I history. Former Skyhawk Heather Butler leads all players with 18 30-point outings while Jasmine Newsome ranked second with 13. Skyhawk senior Chelsey Perry leads the team with 13 30-point outings.

Tiffany Brundige (1)

at Eastern Kentucky (2/22/03)	30 points

Heather Butler (18)

at Morehead State (12/2/10)	31 points
Murray State (12/22/10)	37 points
at Tennessee State (1/2/12)	35 points
Tennessee State (1/30/12)	42 points
Eastern Illinois (2/11/12)	32 points
at Murray State (2/16/12)	41 points
Tennessee Tech (3/3/12)	35 points
Austin Peay (1/7/13)	32 points
at Tennessee State (2/18/13)	31 points
vs. Notre Dame (3/24/13)	37 points
Quinnipiac (11/16/13)	31 points
Missouri (11/23/13)	36 points
Evansville (11/25/13)	34 points
at Murray State (1/4/14)	33 points
at Austin Peay (1/6/14)	30 points
Tennessee Tech (1/20/14)	35 points
at Eastern Kentucky (2/3/14)	44 points
Austin Peay (3/1/14)	44 points

Chanda Cordova (1)

Middle Tennessee (1/27/96)	34 points

Tessa Fields (1)

at Austin Peay (1/24/98)	30 points

Crystal Fuller (1)

at Jacksonville State (1/26/08)	35 points

Zabrina Harris (2)

at Cal Poly (12/16/97)	33 points
Tennessee State (1/23/99)	31 points

Andreika Jackson (2)

Murray State (1/18/05)	33 points
Eastern Illinois (2/11/06)	30 points

Ashia Jones (10)

at Miami (12/15/14)	35 points
Eastern Kentucky (1/8/15)	36 points
Morehead State (1/10/15)	30 points
Jacksonville State (1/17/15)	30 points
Southeast Missouri (1/24/15)	30 points
at Murray State (1/31/15)	44 points
at Austin Peay (2/4/15)	34 points
Murray State (2/28/15)	36 points
vs. Eastern Illinois (3/4/15)	30 points
vs. Belmont (3/6/15)	39 points

Jasmine Newsome (13)

at Jacksonville State (1/15/11)	30 points
Eastern Illinois (1/22/11)	35 points
Morehead State (2/26/11)	33 points
at Southern Miss (11/16/11)	39 points
at Tennessee State (1/2/12)	37 points
at Southeast Missouri (1/16/13)	36 points
at Tennessee State (2/18/13)	31 points
at Murray State (2/23/13)	31 points
Eastern Kentucky (3/7/13)	41 points
vs. Tennessee Tech (3/9/13)	34 points
Quinnipiac (11/16/13)	44 points
at Austin Peay (1/6/14)	37 points
Tennessee Tech (1/20/14)	36 points

Kelly Pendelton (1)

at Austin Peay (1/10/02)	36 points

Chelsey Perry (13)

Samford (11/21/19)	32 points
Lipscomb (12/16/19)	42 points
Belmont (1/11/20)	34 points
Murray State (1/16/20)	30 points
at Eastern Illinois (1/23/20)	35 points
Tennessee Tech (2/6/20)	37 points
at Southeast Missouri (2/13/20)	36 points
at Jacksonville State (2/22/20)	32 points
Southeast Missouri (2/29/20)	38 points
at Samford (12/8/20)	31 points
at Tennessee State (1/7/21)	32 points
Austin Peay (1/14/21)	32 points
Murray State (1/16/21	36 points

Kendal Spray (4)

at Eastern Illinois (1/18/17)	33 points
North Carolina A&T (11/30/17)	30 points
Rhodes College (12/7/17)	35 points
Murray State (2/3/18)	34 points

Tara Tansil-Gentry (2)

Morehead State (2/19/94)	31 points
Southeast Missouri (2/25/95)	30 points

QUICK **HITS**

UT MARTIN FROM DEEP

• UT Martin has one of the longest streaks in the nation with a made three-pointer heading into the 2020-21 season. The Skyhawks have made a three-pointer in 385 consecutive games, a streak which dates back to Feb. 3, 2009 against Austin Peay and ranks eighth nationally.

Program	Total
1. Iowa State (Feb. 1995-Pres.)	805
2. Chattanooga (Dec. 16, 1999-Pres.)	656
3. Milwaukee (2002-Pres.)	555
4. Bowling Green (Feb. 12, 2005-Pres.)	495
5. Austin Peay (2006-Pres.)	416
6. UMass (Jan. 9, 2007-Pres.)	413
7. UC Davis (2003-Pres.)	409
8. UT Martin (Feb. 3, 2009-Pres.)	**385**
9. Western Carolina (Nov. 20, 2009-Pres.)	337

ELEVEN SKYHAWK WOMEN'S BASKETBALL STUDENT-ATHLETES EARN ACADEMIC HONORS

• 11 Skyhawks garnered Athletic Director's Honor Roll status for the Fall 2020 semester, recognizing those who compile at least a 3.0 GPA. Overall, the UT Martin student-athletes posted a record-breaking 3.28 Grade Point Average for the fall term.

• Demi Burdick, Emma Davis, Kyannah Grant, Damiah Griffin, Hayley Harrison, Haley Nichols, Paige Pipkin, Seygan Robins, Maddie Waldrop and Dasia Young were each recognized for their work academically. Both Davis and Waldrop posted a perfect 4.0 GPA.

BURDICK EARNS OVC MEDAL OF HONOR

• Senior forward Demi Burdick was one of 21 Skyhawk student-athletes to be recognized as an OVC Medal of Honor recipient for achieving a perfect 4.0 Grade Point Average in the 2019-20 academic year. Burdick is majoring in special education.

SEVEN SKYHAWKS NAMED TO OVC COMMISSIONER'S HONOR ROLL

• The Skyhawk women's basketball team featured seven players which were named to the OVC Commissioner's Honor Roll for the 2019-20 academic year with at least a 3.25 Grade Point Average. Demi Burdick, Emma Davis, Kyannah Grant, Damiah Griffin, Chelsey Perry, Paige Pipkin and Maddie Waldrop were honored.

NATIVE AMERICAN HERITAGE

• UT Martin junior guard Kyannah Grant is one of just 18 Native Americans on Division-I rosters throughout the country as populated by an independent study.

School	Players
Arkansas	Chelsea Dungee
Buffalo	Summer Hemphill
Cincinnati	Milan Schimmel
East Tennessee State	E'Lease Stafford
Green Bay	Hailey Oskey
Illinois	Aaliyah Nye
Missouri State	Brice Calip
Montana State	Kola Bad Bear
Northern Arizona	JJ Nakai
Oklahoma State	Lexy Keys
Rice	Katelyn Crosthwait
San Jose' State	Analyss Benally
South Dakota	Aspen Williston
Tulsa	Maddie Bittle
USC	Alissa Pili
UT Martin	**Kyannah Grant**
Utah State	Shyla Latone
Valparaiso	Grace White

DECORATED COACHING STAFF

• The UT Martin coaching staff boasts a ton of experience and accolades dating back to their respective playing careers. Assistant coach Jasmine Newsome (2012 & 2013) and graduate assistant Darby Maggard (2019) combined for three OVC Player of the Year awards.

• Newsome's connection to UT Martin began as a player from 2010-14 before joining McMillan's coaching staff in 2015-16. Newsome was a four-time All-OVC first team selection, two-time OVC Player of the Year and three-time OVC Defensive Player of the Year. Starting in all 131 games of her career, she became the school's first Associated Press All-American in 2013, helping lead UT Martin to its first four NCAA Tournament appearances. She ranks second in OVC history with 2,566 points while setting the Skyhawk school record with 681 career assists.

• Maggard played the role of spoiler in her college career at Belmont, defeating the Skyhawks twice to clinch NCAA Tournament berths in four straight seasons. The 2019 OVC Player of the Year was also a four-time All-OVC first team honoree and 2019 State Farm College 3-Point Championship winner. She scored 2,031 career points while becoming the only player in NCAA history to dish out over 650 assists and make over 400 three-pointers.

FANS PACK THE ELAM CENTER

• UT Martin ranked first amongst OVC programs in home attendance with 24,743 people coming through the turnstiles of the Elam Center last season. Hosting a total of 14 home games last season, the Skyhawks averaged 1,767 people per contest, ranking above the national average of 1,604 and league average of 992.

Ohio Valley Conference Attendance

School	Games	Att.	Avg.
UT Martin	14	24,743	1,767
Tennessee Tech	13	19,932	1,533
Murray State	14	17,797	1,271
Belmont	13	15,743	1,211
Morehead State	15	17,404	1,160
Tennessee State	16	12,718	795
Eastern Illinois	14	10.755	768
Southeast Missouri	13	9,740	749
SIUE	15	10,986	732
Austin Peay	13	8,145	627
Eastern Kentucky	14	7,981	570
Jacksonville State	14	6,791	485

HANG ANOTHER BANNER

• With a 16-2 campaign, the Skyhawks notched their sixth OVC regular season championship in program history and first since the 2015-16 campaign. Overall, UT Martin has won league titles in 1998-99, 2011-12, 2013-14, 2014-15, 2015-16 and 2019-20.

UT MARTIN IN THE POSTSEASON

• UT Martin is coming off a season in which the squad earned its eighth postseason berth in the past nine years with an automatic bid into the Postseason Women's NIT before its cancelation, joining four consecutive NCAA Tournament appearances from 2011-14 and a pair of WNIT berths in 2015, 2016 and 2018. The Skyhawks recent success has been unprecedented after notching just one previous postseason berth in the program's Division I history coming in 1999.

QUICK **HITS**

SKYHAWK BIRTHDAYS

Player	Birthday
Haley Nichols	February 2, 2002
Maddie Waldrop	February 23, 1999
Seygan Robins	February 17, 1999
Dasia Young	March 3, 2001
Damiah Griffin	March 18, 1999
Emma Davis	May 25, 2000
Chelsey Perry	June 7, 1999
Hayley Harrison	July 2, 2001
Zaire Hicks	August 15, 1999
Kyannah Grant	August 25, 2000
Paige Pipkin	October 4, 1998
Raegan Johnson	October 25, 2000
Sade' Hudson	November 8, 1999
Demi Burdick	December 31, 1998

KATHLEEN AND TOM ELAM CENTER

• Built in 1963, the Kathleen and Tom Elam Center was named in honor of longtime UT Board of Trustees member Col. Tom Elam and his wife, Kathleen. The Elam Center houses both the women's and men's basketball teams with all home games being played in Skyhawk Arena. In addition of Skyhawk Arena, which holds a seating capacity of approximately 4,300 seats, the Elam Center also houses both teams locker rooms, training facility and weight room.

2021 OVC BASKETBALL CHAMPIONSHIP TO RETURN TO EVANSVILLE

• For the fourth straight year, the Ohio Valley Conference Board of Presidents has awarded the 2021 OVC Women's Basketball Championship to the Ford Center in Evansville, Ind.

• The "OVC Basketball Championship Presented by Kentucky Wild" is scheduled for March 3-6 and will feature eight women's teams.

• The bracket will featured a traditional (1 vs. 8, 2 vs. 7, etc.) format with the top two seeds playing on Wednesday. Seeds 3 and 4 will play on Thursday.

OVC AND ESPN+ STREAMING PARTNERSHIP

• For the third straight season, ESPN+ is the exclusive home for live web streamed athletic contests involving OVC schools. It offers fans thousands of additional live events, on-demand content and original programming not available on ESPN's linear TV or digital networks. ESPN+ is an integrated part of the completely redesigned ESPN App and ESPN.com.

PAT SUMMITT COURT

• The floor in the Kathleen and Tom Elam Center is named for former Tennessee Lady Vols head coach Pat Head Summitt who played her collegiate basketball at UT Martin (1970-74) before becoming the winningest basketball coach in the NCAA with 1,098 victories and eight national championships.

FOLLOW THE SKYHAWKS

• The official Twitter of UT Martin Skyhawk Athletics is @UTMSports. Skyhawk women's basketball's account is @UTMartinWBB.

SKYHAWK NEWS ONLINE

• UTMSports.com is the official website for UT Martin Athletics. It is the best source for up-to-date information on the Skyhawk women's basketball team. Rosters, box scores, cumulative statistics, pre-game notes and other materials are available on the site.

PRESS ROW

• The Kathleen and Tom Elam Center press row will not be available to members of the media during the 2020-21 season because of the COVID-19 pandemic. Live stats, offered by StatBroadcast.com, can be found at www.UTMStats.com. Further 2020-21 guidelines and recommendations for media protocols are available on www.UTMSports.com.

INTERVIEW POLICIES

• Media interviews with players and coaches are encouraged, and every effort will be made to accommodate media requests. In light of the COVID-19 pandemic, interviews will be limited to over the phone or virtually. No in-person interviews will be allowed. Reach out to the sports information office for the best time to reach head coach Kevin McMillan and Skyhawk student-athletes.

POSTGAME AVAILABILITIES

• Players and coaches will be available for virtual interviews at the conclusion of each game. Full stat packages will be available on UTMSports.com upon the completion of the contest. Skyhawk head coach Kevin McMillan and selected players will be made available upon request. In accordance with social distancing guidelines due to the COVID-19 pandemic, space will not be made available following postgame interviews for filing stories.

CREDENTIALS

• Media credentials are required for all Skyhawk home games and can be obtained through the sports information office. Please notify assistant sports information director Alex Boggis at least 24 hours in advance of home games and at least 72 hours in advance of road games.

SKYHAWK RADIO NETWORK

• The flagship station for Skyhawk women's basketball is Thunderbolt Broadcasting with its games broadcast on WCMT 1410 AM, 100.5 FM, 92.7 FM, 96.1 FM, 99.7 FM and 103.3 FM. Chris Brinkley begins his 21st year as coordinator of the Skyhawk Radio Network.

SKYHAWK **RECORD WHEN...**

Playing at home	9-1
Playing on the road	7-3
Playing on a neutral floor	0-0
Playing Top-25 Opponent	0-1
Playing day games	7-3
Playing night games	9-1
Playing in white uniforms	7-1
Playing in navy uniforms	5-1
Playing in orange uniforms	4-2
Leading at halftime	11-1
Trailing at halftime	5-3
Tied at halftime	0-0
Game decided by 1-4 points	3-1
Game decided by 5-9 points	3-1
Game decided by 10-14 points	2-0
Game decided by 15 points or more	8-2
Scoring less than 60 points	1-0
Scoring 60-69 points	6-3
Scoring 70-79 points	5-1
Scoring 80-89 points	4-0
Scoring 90-99 points	0-0
Scoring 100 or more points	0-0
Allowing less than 50 points	5-0
Allowing 50-59 points	4-0
Allowing 60-69 points	5-0
Allowing 70-79 points	2-2
Allowing 80 or more points	0-2
Finishing with better FG%	15-1
Finishing with worse FG%	1-3
Shooting 50% or better on FGs	4-1
Shooting under 50% on FGs	12-3
Finishing with better 3PT FG%	11-1
Finishing with worse 3PT FG%	5-2
Shooting 40% or better on 3PT FGs	6-0
Shooting under 40% on 3PT FGs	9-4
Leading in rebounds	10-0
Trailing in rebounds	5-4
Tied in rebounds	1-0
Leading in assists	15-0
Trailing in assists	1-3
Tied in assists	0-1
Leading in steals	9-1
Trailing in steals	6-2
Tied in steals	1-1
Leading in blocks	13-1
Trailing in blocks	2-2
Tied in blocks	1-1
Committing more turnovers than opponent	4-2
Committing fewer turnovers than opponent	12-2
Committing same number of turnovers	0-0
Winning on points in the paint	14-2
Losing on points in the paint	2-2
Scoring more bench points	8-0
Scoring fewer bench points	6-4
Scoring the same number of bench points	2-0
Scoring more fastbreak points	8-0
Scoring fewer fastbreak points	5-3
Scoring the same number of fastbreak points	3-1
A Skyhawk scores 20+ points	10-4
A Skyhawk scores 30+ points	4-0
A Skyhawk records a double-double	6-2
Playing in December	2-2
Playing in January	8-1
Playing in February	6-1
Playing in March	0-0

OHIO VALLEY **CONFERENCE**

OVC **WEEKLY AWARDS**

OVC PLAYER OF THE WEEK

Date	Player	Team
Dec. 1	Abby Wahl	Eastern Illinois
Dec. 8	Abby Wahl	Eastern Illinois
Dec. 15	**Chelsey Perry**	**UT Martin**
Dec. 22	**Chelsey Perry**	**UT Martin**
Jan. 5	Sophie Bussard	Southeast Missouri
Jan. 12	**Chelsey Perry**	**UT Martin**
Jan. 19	**Chelsey Perry**	**UT Martin**
Jan. 26	**Chelsey Perry**	**UT Martin**
Feb. 2	Tesia Thompson	Southeast Missouri
Feb. 9	**Dasia Young**	**UT Martin**
Feb. 16	Tesia Thompson	Southeast Missouri
Feb. 23	Katelyn Young	Murray State
March 1	-	-

OVC NEWCOMER OF THE WEEK

Date	Player	Team
Dec. 1	Gabby Crawford	Morehead State
Dec. 8	Imari Martin	Jacksonville State
Dec. 15	**Seygan Robins**	**UT Martin**
	Anna Jones	Tennessee Tech
Dec. 22	Jayla Johnson	Eastern Kentucky
Jan. 5	Imari Martin	Jacksonville State
Jan. 12	Gabby Crawford	Morehead State
Jan. 19	Tyler Moore	Morehead State
Jan. 26	Anna Jones	Belmont
Feb. 2	Anna Jones	Belmont
Feb. 9	Jayla Johnson	Eastern Kentucky
Feb. 16	Jayla Johnson	Eastern Kentucky
Feb. 23	**Seygan Robins**	**UT Martin**
	Gabby Crawford	Morehead State
March 1	-	-

OVC FRESHMAN OF THE WEEK

Date	Player	Team
Dec. 1	Katelyn Young	Murray State
Dec. 8	Katelyn Young	Murray State
Dec. 15	Katelyn Young	Murray State
Dec. 22	Katelyn Young	Murray State
Jan. 5	Kennedy Davis	Tennessee State
Jan. 12	Kendall Wingler	Eastern Kentucky
Jan. 19	Katelyn Young	Murray State
Jan. 26	Katelyn Young	Murray State
	Destinee Wells	Belmont
Feb. 2	Alice Recanati	Eastern Kentucky
Feb. 9	Destinee Wells	Belmont
Feb. 16	Destinee Wells	Belmont
Feb. 23	Katelyn Young	Murray State
March 1	-	-

OVC **STANDINGS**

SCHOOL	OVC	PCT.	STREAK	OVERALL	PCT.	HOME	AWAY	NEUTRAL	STREAK
UT Martin	**15-2**	**0.882**	**W4**	**16-4**	**0.800**	**9-1**	**7-3**	**0-0**	**W4**
Belmont	12-3	0.800	W5	15-5	0.750	7-3	8-2	0-0	W5
Southeast Missouri	12-6	0.667	W1	14-9	0.609	9-5	5-4	0-0	W1
Jacksonville State	11-6	0.647	W2	14-7	0.667	10-0	4-7	0-0	W2
Austin Peay	10-6	0.625	W1	12-8	0.600	6-5	6-3	0-0	W1
Tennessee Tech	11-7	0.611	L2	13-8	0.619	8-2	5-6	0-0	L2
Murray State	10-8	0.556	W2	13-10	0.565	8-4	5-6	0-0	W2
Eastern Illinois	8-10	0.444	W1	10-13	0.435	6-5	4-8	0-0	W1
Eastern Kentucky	7-11	0.389	L2	8-14	0.364	3-5	5-9	0-0	L2
Morehead State	5-12	0.294	L3	6-15	0.286	4-6	2-9	0-0	L3
SIUE	3-15	0.167	L6	6-17	0.261	4-7	2-10	0-0	L6
Tennessee State	0-18	0.000	L18	0-20	0.000	0-11	0-9	0-0	L20

OVC SCHEDULE **AT A GLANCE**

Thursday, February 25

UT Martin at SIUE*	ESPN+	1 p.m.
Tennessee State at Morehead State*	ESPN+	3 p.m.
Belmont at Eastern Kentucky*	ESPN+	4 p.m.
Southeast Missouri at Eastern Illinois*	ESPN+	4:30 p.m.
Murray State at Jacksonville State*	ESPN+	4:30 p.m.
Austin Peay at Tennessee Tech*	ESPN+	5 p.m.

Saturday, February 27

Belmont at Morehead State*	ESPN+	Noon
Austin Peay at Jacksonville State*	ESPN+	1 p.m.
UT Martin at Eastern Illinois*	ESPN+	1 p.m.
Southeast Missouri at SIUE*	ESPN+	1 p.m.
Tennessee State at Eastern Kentucky*	ESPN+	3 p.m.
Murray State at Tennessee Tech*	ESPN+	5 p.m.

PRESEASON **HONORS**

Predicted Order of Finish

1.	**UT Martin (22)**	**242**
2.	Belmont	210
3.	Southeast Missouri (2)	206
4.	Tennessee Tech	172
5.	Eastern Illinois	157
6.	Jacksonville State	129
7.	Morehead State	119
8.	Murray State	106
9.	Austin Peay	104
10.	Eastern Kentucky	73
11.	SIUE	36
12.	Tennessee State	29

Preseason All-OVC Team

F	**Chelsey Perry, UT Martin**	**Sr.**
G	Tesia Thompson, Southeast Missouri	Sr.
F	**Maddie Waldrop, UT Martin**	**Sr.**
G	Karle Pace, Eastern Illinois	Sr.
G	Macey Turley, Murray State	Jr.
G	Kesha Brady, Tennessee Tech	Sr.
G	Lariah Washington, Eastern Illinois	So.
F/G	Alexis Burpo, Murray State	Jr.
G	Ariel Kirkwood, Morehead State	So.
G	Jamilyn Kinney, Belmont	Jr.
G	Taylor Hawks, Jacksonville State	Sr.

OVC **STATISTICAL LEADERS**

SCORING

Rk.	Name	GP	FG	3FG	FT	PTS	PPG
1.	**PERRY, Chelsey-UTM**	**15**	**128**	**24**	**77**	**357**	**23.8**
2.	THOMPSON, Tesia-SEMO	23	153	12	112	430	18.7
3.	TURLEY, Macey-MUR	23	123	50	100	396	17.2
4.	WELLS, Destinee-BEL	17	93	25	65	276	16.2
5.	WAHL, Abby-EIU	22	126	11	63	326	14.8
6.	WRISTER, Andreana-TSU	20	110	44	29	293	14.7
7.	YOUNG, Katelyn-MUR	23	122	3	74	321	14.0
8.	JOHNSON, Yamia-JSU	21	99	48	47	293	14.0
9.	WASHINGTON, Lariah-EIU	23	109	21	75	314	13.7
10.	JOHNSON, Jayla-EKU	18	96	9	39	240	13.3

REBOUNDING

Rk.	Name	GP	OFF	DEF	TOT	RPG
1.	YOUNG, Katelyn-MUR	23	64	154	218	9.5
2.	SAINE, LaTrese-SEMO	23	69	133	202	8.8
3.	CRAWFORD, Gabby-MOR	21	59	125	184	8.8
4.	THOMPSON, Tesia-SEMO	23	75	120	195	8.5
5.	WAHL, Abby-EIU	22	67	96	163	7.4
6.	**PERRY, Chelsey-UTM**	**15**	**24**	**87**	**111**	**7.4**
7.	WRIGHTSELL, Jaden-TSU	19	55	80	135	7.1
8.	KIRKWOOD, Ariel-MOR	21	51	97	148	7.0
9.	DAY, Jessie-JSU	21	33	110	143	6.8
10.	JONES, Anna-TTU	20	42	84	126	6.3

ASSISTS

Rk.	Name	GP	NO.	APG
1.	ARTHOFER, Kira-EIU	23	106	4.6
2.	WELLS, Destinee-BEL	17	76	4.5
3.	GUINN, Jada-TTU	20	76	3.8
4.	RECANATI, Alice-EKU	22	82	3.7
5.	**ROBINS, Seygan-UTM**	**19**	**69**	**3.6**
6.	SCOTT, Roshala-SEMO	23	74	3.2
	TURLEY, Macey-MUR	23	74	3.2
8.	PACE, Karle-EIU	19	59	3.1
9.	KINNEY, Jamilyn-BEL	19	58	3.1
10.	HAWKS,TAYLOR-JSU	21	64	3.0

BREAKING DOWN **SIUE**

SERIES **HISTORY**

- **Overall:** 20-8
- **In Martin:** 12-3
- **In Edwardsville:** 7-5
- **Active Streak:** UTM W7
- **McMillan vs. SIUE:** 14-6
- **McMillan vs. OVC:** 158-45

LAST 10 MEETINGS (8-2)

Date	Result	Score	Location
1/30/21	W	79-45	Martin
2/27/20	W	75-58	Martin
1/25/20	W	79-39	Edwardsville
2/16/19	W	75-48	Edwardsville
1/26/19	W	68-55	Martin
3/2/18	W	69-67	Evansville
2/15/18	W	72-64	Martin
1/20/18	L	73-70	Edwardsville
2/11/17	W	82-72	Edwardsville
1/2/17	L	70-68 (OT)	Martin

LAST MEETING
(in Martin, Tenn.; Jan. 30, 2021)

SIUE 45

##	Player	GS	MIN	FG	3PT	FT	O-B-T	PF	A	TO	B	S	PTS
12	Mikayla Kinnard	*	34	4-9	0-0	2-2	1-2-3	1	1	6	0	0	10
11	Mikia Keith	*	28	3-7	2-4	0-0	1-2-3	3	2	3	0	3	8
23	Allie Troeckler	*	25	2-4	0-0	1-1	1-2-3	2	1	0	0	1	5
05	Ajulu Thatha	*	16	1-7	0-0	3-7	3-4-7	1	0	2	0	0	5
10	Sara Majorosova	*	15	1-5	0-3	0-0	0-3-3	0	2	0	0	0	2
02	Prima Chellis		15	2-5	0-1	3-6	1-1-2	0	0	1	0	2	7
54	Kelsie Williams		18	1-6	0-0	0-0	0-0-0	1	1	2	2	1	2
32	Madison Webb		10	1-1	0-0	0-0	0-1-1	3	1	1	0	1	2
35	Mikala Hall		5	1-3	0-1	0-0	0-1-1	0	0	1	0	0	2
44	Tori Hamilton		8	0-0	0-0	1-4	2-1-3	2	0	0	1	0	1
22	Madison Hackstadt		7	0-2	0-2	1-2	1-0-1	0	0	0	0	0	1
04	Tori Handley		12	0-4	0-2	0-0	2-1-3	0	0	1	0	1	0
15	Masyn McWilliams		7	0-3	0-2	0-2	0-2-2	0	0	0	0	0	0
TM	TEAM		0	0-0	0-0	0-0	2-1-3	0	0	0	0	0	0
TOTALS		-	**200**	**16-56**	**2-15**	**11-24**	**14-21-35**	**13**	**8**	**17**	**3**	**9**	**45**

Shooting Summary	FG	3PT	FT
1st Quarter	27.78 %	33.33 %	0.00%
2nd Quarter	21.43 %	0.00 %	54.55 %
3rd Quarter	28.57 %	0.00 %	42.86 %
4th Quarter	35.29 %	16.67 %	33.33 %
Total	28.6 %	13.3 %	45.8 %

UT Martin 79

##	Player	GS	MIN	FG	3PT	FT	O-B-T	PF	A	TO	B	S	PTS
35	Paige Pipkin	*	19	4-7	2-4	1-1	0-1-1	1	2	1	1	1	11
21	Maddie Waldrop	*	26	4-7	0-1	0-0	1-12-13	3	4	2	1	1	8
20	Chelsey Perry	*	8	3-6	0-0	1-1	1-2-3	0	1	1	0	0	7
11	Dasia Young	*	13	3-5	0-0	0-2	1-3-4	1	2	0	1	2	6
05	Seygan Robins	*	24	2-4	1-2	0-0	0-1-1	3	4	2	0	0	5
23	Hayley Harrison		18	4-5	4-5	2-2	1-3-4	1	1	1	0	0	14
13	Demi Burdick		22	4-6	0-0	0-0	1-5-6	1	0	1	0	0	8
31	Kyannah Grant		23	2-3	2-3	0-0	0-1-1	0	3	0	2	1	6
22	Damiah Griffin		17	3-7	0-0	0-0	0-2-2	5	1	2	1	0	6
02	Sade' Hudson		18	2-4	1-2	0-0	0-2-2	3	2	1	0	2	5
10	Raegan Johnson		10	1-4	0-0	1-2	0-0-0	3	1	1	0	1	3
44	Haley Nichols		2	0-0	0-0	0-0	0-0-0	0	0	0	0	0	0
TM	TEAM		0	0-0	0-0	0-0	1-2-3	0	0	1	0	0	0
TOTALS		-	**200**	**32-58**	**10-17**	**5-8**	**6-34-40**	**21**	**21**	**13**	**6**	**8**	**79**

Shooting Summary	FG	3PT	FT
1st Quarter	46.15 %	100.00 %	50.00 %
2nd Quarter	42.86 %	42.86 %	0.00%
3rd Quarter	63.16 %	50.00 %	0.00%
4th Quarter	66.67 %	100.00 %	75.00 %
Total	55.2 %	58.8 %	62.5 %

Score by Periods	1st	2nd	3rd	4th	Total
SIUE	11	12	7	15	45
UT Martin	15	15	27	22	79

SIUE **SEASON STATISTICS**

Game Records

Record	Overall	Home	Away	Neutral
ALL GAMES	6-17	4-7	2-10	0-0
CONFERENCE	3-15	2-6	1-9	0-0
NON-CONFERENCE	3-2	2-1	1-1	0-0

Score by Periods

Team	1st	2nd	3rd	4th	OT	TOT
SIUE	339	328	286	351	0	1304
Opponents	357	399	394	376	0	1526

Team Box Score

No.	Player				Total		3-Point		F-Throw		Rebounds											
		GP-GS	MIN	AVG	FG-FGA	FG%	3FG-FGA	3FG%	FT-FTA	FT%	OFF	DEF	TOT	AVG	PF	DQ	A	TO	BLK	STL	PTS	AVG
12	KINNARD, Mikayla	22-18	580:29	26.4	78-180	.433	5-15	.333	38-48	.792	20	59	79	3.6	29	0	59	75	5	20	199	9.0
5	THATHA, Ajulu	23-22	502:16	21.8	67-167	.401	7-31	.226	57-93	.613	46	97	143	6.2	59	4	20	41	8	25	198	8.6
23	TROECKLER, Allie	21-15	533:50	25.4	69-154	.448	0-1	.000	40-56	.714	53	64	117	5.6	36	0	27	36	14	21	178	8.5
11	KEITH, Mikia	23-12	524:19	22.8	48-145	.331	27-83	.325	10-21	.476	7	55	62	2.7	55	1	36	47	0	30	133	5.8
54	WILLIAMS, Kelsie	17-7	294:18	17.3	33-92	.359	0-0	.000	15-27	.556	29	32	61	3.6	38	0	6	31	6	8	81	4.8
15	MCWILLIAMS, Masyn	23-10	454:12	19.7	42-125	.336	12-48	.250	12-33	.364	18	43	61	2.7	24	0	24	32	1	18	108	4.7
35	HALL, Mikala	13-1	145:54	11.2	20-49	.408	6-18	.333	7-16	.438	7	21	28	2.2	10	0	8	13	2	10	53	4.1
4	HANDLEY, Tori	22-9	366:09	16.6	29-104	.279	20-77	.260	8-13	.615	18	21	39	1.8	17	0	13	37	2	10	86	3.9
2	CHELLIS, Prima	22-7	372:16	16.9	31-92	.337	1-15	.067	18-38	.474	32	52	84	3.8	28	0	25	35	4	19	81	3.7
32	WEBB, Madison	23-6	289:36	12.6	32-85	.376	2-8	.250	5-14	.357	18	36	54	2.3	46	0	16	28	16	6	71	3.1
10	MAJOROSOVA, Sara	22-8	355:47	16.2	24-94	.255	10-44	.227	6-10	.600	8	18	26	1.2	25	0	40	38	2	18	64	2.9
33	KNUTSON, Caite	8-0	45:25	5.7	6-12	.500	0-0	.000	4-7	.571	3	7	10	1.3	6	0	2	4	1	0	16	2.0
22	HACKSTADT, Madison	10-0	60:53	6.1	5-15	.333	4-12	.333	5-8	.625	2	5	7	0.7	8	0	5	4	0	1	19	1.9
44	HAMILTON, Tori	10-0	59:15	5.9	6-11	.545	0-0	.000	3-10	.300	3	5	8	0.8	11	0	0	6	4	1	15	1.5
25	WHITLOCK, Zaria	4-0	15:22	3.8	1-4	.250	0-0	.000	0-0	.000	5	1	6	1.5	5	0	2	2	0	0	2	0.5
Team											50	55	105					10				
Total		**23**	**4600**		**491-1329**	**.369**	**94-352**	**.267**	**228-394**	**.579**	**319**	**571**	**890**	**38.7**	**397**	**5**	**283**	**439**	**65**	**187**	**1304**	**56.7**
Opponents		**23**	**4605**		**558-1339**	**.417**	**158-473**	**.334**	**252-375**	**.672**	**270**	**606**	**876**	**38.1**	**389**	**7**	**328**	**399**	**84**	**228**	**1526**	**66.3**

Team Statistics

	SIUE	OPP
Scoring	**1304**	**1526**
Points per game	56.7	66.3
Scoring margin	-9.7	-
Field goals-att	**491-1329**	**558-1339**
Field goal pct	.369	.417
3 point fg-att	**94-352**	**158-473**
3-point FG pct	.267	.334
3-pt FG made per game	4.1	6.9
Free throws-att	**228-394**	**252-375**
Free throw pct	.579	.672
F-Throws made per game	9.9	11.0
Rebounds	**890**	**876**
Rebounds per game	38.7	38.1
Rebounding margin	+0.6	-
Assists	**283**	**328**
Assists per game	12.3	14.3
Turnovers	**439**	**399**
Turnovers per game	19.1	17.3
Turnover margin	-1.7	-
Assist/turnover ratio	0.6	0.8
Steals	**187**	**228**
Steals per game	8.1	9.9
Blocks	**65**	**84**
Blocks per game	2.8	3.7
Winning streak	**0**	**-**
Home win streak	0	-
Attendance	**100**	**2869**
Home games-Avg/Game	11-9	12-239
Neutral site-Avg/Game	-	0-0

Team Results

Date	Opponent		Score	Att.
11/25/2020	at Purdue Fort Wayne	W	66-50	0
12/02/2020	at Arkansas St.	L	73-80	338
12/09/2020	St. Louis Pharmacy	W	63-44	0
12/12/2020	Kansas City	L	81-89	0
12/18/2020	at Eastern Ill.	L	58-73	0
12/21/2020	Chicago St.	W	62-36	0
01/07/2021	Austin Peay	L	54-73	0
01/09/2021	Murray St.	W	64-57	0
01/11/2021	Eastern Ill.	L	65-77	0
01/14/2021	Eastern Ky.	L	63-79	0
01/16/2021	Morehead St.	L	53-63	0
01/19/2021	at Morehead St.	L	47-53	310
01/21/2021	at Tennessee St.	W	71-52	202
01/23/2021	at Belmont	L	57-69	117
01/28/2021	at Southeast Mo. St.	L	62-77	376
01/30/2021	at UT Martin	L	45-79	292
02/04/2021	Tennessee St.	W	56-35	0
02/06/2021	Belmont	L	33-78	50
02/11/2021	at Tennessee Tech	L	42-81	493
02/13/2021	at Jacksonville St.	L	42-86	413
02/18/2021	at Austin Peay	L	40-66	108
02/20/2021	at Murray St.	L	60-68	220
02/22/2021	Jacksonville St.	L	47-61	50

SIUE COUGARS **ROSTER**

No.	Name	Pos.	Ht.	Class	Hometown / Previous School)
2	Prima Chellis	F	5-11	Jr.	Gilbert, Ariz. / South Mountain CC
4	Tori Handley	G	5-10	So.	Jeffersonville, Ind. / Jeffersonville HS
5	Ajulu Thatha	F	6-2	So.	Gambella, Ethiopia / Decatur Central HS
10	Sara Majorosova	G	5-6	Fr.	Kosice, Slovakia / Young Angels of Kosice
11	Mikia Keith	G	5-4	Jr.	Indianapolis, Ind. / Pike HS
12	Mikayla Kinnard	F	5-11	So.	Louisville, Ky. / Eastern HS
15	Masyn McWilliams	G	5-9	Jr.	Cape Girardeau, Mo. / Mineral Area College
22	Madison Hackstadt	F	6-0	R-So.	Okawville, Ill. / Okawville HS
23	Allie Troeckler	G/F	5-10	Sr.	Bethalto, Ill. / Civic Memorial HS
25	Zaria Whitlock	G/F	6-0	Sr.	St. Paul, Minn. / Tartan HS
32	Madison Webb	F	6-2	Fr.	Bedford, Ind. / Bedford North Lawrence HS
33	Caite Knutson	G/F	6-0	Fr.	Maryville, Ill. / Collinsville HS
35	Mikala Hall	G	5-5	Jr.	Danville, Ill. / Danville HS
44	Tori Hamilton	F	6-5	Fr.	Paris, Mo. / Paris RII HS
54	Kelsie Williams	F	5-10	Jr.	St. Louis, Mo. / Hazelwood Central HS

Head Coach: Paula Buscher (Missouri State, 1986)

GET TO KNOW **McMILLAN**

EDUCATION
- Undergraduate: Rhodes College, 1989
- Masters: Middle Tennessee, 2007

PLAYING CAREER HIGHLIGHTS
- Began career at Wake Forrest in 1985
- Played three years at Rhodes College, 86-89
- 1988 SCAC Player of the Year
- Three-time SCAC All-Conference Selection
- Ranked No. 9 all-time Rhodes (1,372 pts)

CAREER HISTORY
UT MARTIN (2009-PRESENT)
- Head Coach
- 234-140 in 12 seasons
- Went to four consecutive NCAA Tournaments
- Posted seven 20-win seasons
- Three-time OVC Coach of the Year
- Won five OVC season championships
- Won four OVC Tournament championships
- Led team to eight postseason berths

GIBSON COUNTY HS (2007-09)
- Head Coach
- 62-6 record in two seasons
- Won state championship in 2008-09

MIDDLE TENNESSEE (2005-07)
- Assistant Coach
- Went to back-to-back NCAA Tournaments

WESTVIEW HS (1997-2005)
- Head Coach
- 196-73 record in eight seasons

MILLINGTON CENTRAL HS (1990-97)
- Head Coach
- 177-47 in seven seasons

CHAMPIONSHIPS
OVC CHAMPIONSHIP
- 2012, 2014, 2015, 2016, 2020

OVC TOURNAMENT CHAMPIONSHIP
- 2011, 2012, 2013, 2014

COACHING HONORS
- 2009-10 OVC Coach of the Year
- 2010-11 TSWA Women's Coach of the Year
- 2014-15 OVC Coach of the Year
- 2015-16 OVC Coach of the Year

BY THE **NUMBERS**

- **Overall:** 234-140 (.625)
- **OVC Play:** 158-45 (.778) **| Non-OVC:** 76-95
- **Home:** 125-26 **| Away:** 88-97 **| Neutral:** 21-17
- **Conference Championships:** Five (12, 14, 15, 16, 20)
- **Postseason:** 20-14 **| NCAA:** 0-4 **| WNIT:** 1-3

McMILLAN **AT A GLANCE**

In his 12 seasons as a NCAA Division I head coach, Kevin McMillan has racked up **234** total wins to serve as the OVC's active leader,

234

8

McMillan has led the Skyhawks to the postseason **eight** times in 11 seasons - including four consecutive NCAA Tournaments from 2010-14.

With his **200th** victory, McMillan became just the sixth head coach in OVC history to eclipse **200** wins.

200

HEAD COACH **KEVIN McMILLAN**

YEAR-BY-YEAR **HEAD COACHING RECORD**

YEAR	OVERALL			OVC		FINISH	POSTSEASON
2009-10	11-19	.366		8-10	.444	4th	-
2010-11	21-11	.656		14-4	.777	2nd	NCAA Tournament First Round
2011-12	23-9	.719		15-1	.938	1st	NCAA Tournament First Round
2012-13	19-15	.559		11-5	.688	4th	NCAA Tournament First Round
2013-14	24-8	750		15-1	.938	1st	NCAA Tournament First Round
2014-15	22-11	.667		16-0	1.000	1st	WNIT First Round
2015-16	22-10	.688		14-2	.875	1st	WNIT Second Round
2016-17	12-19	.387		8-8	.500	4th	-
2017-18	19-15	.559		13-5	.722	2nd	WNIT First Round
2018-19	23-9	.718		13-5	.722	2nd	-
2019-20	22-10	.688		16-2	.888	1st	WNIT Qualifier (Canceled)
2020-21	16-4	.800		15-2	.882	-	-
OVERALL	**234-140**	**.625**		**158-45**	**.778**		**Eighth Postseason Appearance**

The eighth head coach in UT Martin women's basketball history, Kevin McMillan enters his 12th year at the helm of the Skyhawk program as the school's all-time wins leader with 218 career victories.

Overall, the Skyhawks have won nine Ohio Valley Conference titles during his 11 seasons at UT Martin – including five regular season titles and four tournament crowns. The Skyhawks reached the postseason in six consecutive seasons and eight seasons overall while reaching the NCAA Tournament in 2011, 2012, 2013 and 2014 while earning a bid to the Women's NIT in 2015, 2016, 2018 and 2020 (canceled). Additionally, the program has recorded seven 20-win seasons in the past 10 years with the Skyhawks posting a 218-136 record under McMillan, including a 143-43 mark in conference play. His 218 victories rank as the third-highest win total in OVC history, as he accounts for three OVC Coach of the Year awards.

Off the court, McMillan's teams have exceeded the average NCAA Academic Progress Rate in each of his 11 seasons. He has produced two OVC Scholar-Athletes (the highest individual honor in the league) and has graduated 100 percent of his student-athletes who have completed their eligibility in his Skyhawk tenure.

The Skyhawks posted their sixth league title in program history in 2019-20 after posting a 22-10 overall record while going 16-2 in league action. UT Martin would receive a berth into the Women's NIT after falling in the OVC Basketball Championship finals but the postseason event would be canceled because of COVID-19. In a season in which injuries plagued the roster, the Skyhawks continually rose to the occasions with its 10th 20-win season in program history while featuring a pair of All-OVC first-team performers in Chelsey Perry and Maddie Waldrop.

Perry dominated postseason honors by being named WBCA Coaches' All-American honorable mention, a finalist for the Becky Hammon Mid-Major Player of the Year and OVC Player of the Year selection after ranking first nationally in field goal made (286), second in total points (740) and third in both points per game (23.1) and field goal attempts (386). Meanwhile, Waldrop earned her first All-OVC honor after ranking amongst OVC leaders in defensive rebounds (5.9, fourth), field goal percentage (48.6, fifth), rebounding (7.8 rpg, seventh) and scoring (12.7 ppg, eighth).

Despite having one of the youngest teams in the country on a program which featured just one senior on the roster, the Skyhawks still managed to meet program expectations throughout the 2018-19 season. The Skyhawks would post a 23-9 overall mark while finishing tied for second in the league standings with a record of 13-5. The team's 23 wins tied for the most wins in program history while appearing in the OVC Basketball Championship title contest for the seventh time in the last nine seasons. Highlighting the season was the emergence of senior Emanye Robertson who put the finishing touches on her career with an All-OVC first team and OVC Defense Player of the Year selection. Meanwhile, sophomore Chelsey Perry earned All-OVC second team honors while freshman Brittni Moore was selected to the OVC All-Newcomer squad.

McMillan saw the Skyhawks return to the postseason for the seventh time in his tenure in 2017-18 with another appearance in the Women's NIT. The Skyhawks would ultimately post a 19-15 overall mark while notching a 13-5 mark in league play to earn the No. 2 seed in the OVC Basketball Championship – where the squad advanced to the tournament finals before falling to No. 22 ranked Belmont in overtime. With the league's automatic bid to the Women's NIT, the Skyhawks would travel to Indiana where they fell to the eventual tournament champions.

Faced with one of the youngest rosters in the nation – boasting just four returners and an abundance of key injuries – the Skyhawks' 2016-17 campaign was a year of highs and lows. UT Martin would post a 12-19 overall record while finishing 8-8 in league play – earning the No. 4 seed in the OVC Basketball Championship before ultimately falling in the tournament semifinals. While the season failed to meet expectations, the squad found growth as three Skyhawks earned All-OVC honors. Spray highlighted the season by becoming just the program's third OVC Freshman of the Year while joining Feldhaus and Mason on the All-OVC second team.

The Skyhawks found success once again during the 2015-16 season, notching the program's eighth 20-win season after finishing with a 22-10 overall record and a 14-2 league mark despite playing with just seven healthy scholarship players for much of the year. The Skyhawks notched their third consecutive regular season title, ranking as the third program in conference history and first since 1993. After winning the season championship, the Skyhawks clinched their sixth straight postseason berth, earning a berth in the Women's NIT where they advanced to the second round before falling to Western Kentucky after defeating Memphis – notching the program's first postseason victory since 1999. With the squad's success, McMillan notched his second straight OVC Coach of the Year award – marking just the second time in league history that a coach has won the award in back-to-back seasons.

The 2014-15 season kept with the theme of several program firsts within McMillan's tenure while the squad's 22-11 overall record marked the program's seventh 20-win season. UT Martin notched yet another piece of OVC history after becoming just the sixth team in league history to finish the conference season with an unblemished record and just the second to finish 16-0. With the perfect conference record, the Skyhawks clinched their third OVC season title in the last four years while posting a league record of 46-2 during the stretch. The season also served as the fifth consecutive postseason appearance for the Skyhawks after earning an invitation to the Women's National Invitational Tournament against Ole Miss.

McMillan's 2013-14 squad recorded its sixth OVC championship during a four-year period with both a regular season and tournament championship. The McMillan led Skyhawks set new program records in victories with 24, while setting a new single season scoring record with 2,681 points en route to receiving the program's first votes in the USA TODAY Sports Top 25 Coaches' Poll and a near upset in the NCAA Tournament against No. 7 North Carolina.

The Skyhawks were led by the play of two premier senior guards in Heather Butler and Jasmine Newsome. Butler finished her career as UT Martin and the OVC's all-time leading scorer with 2,865 career points after being named the league's Player of the Year. Butler finished tied for 16th on the NCAA's all-time scoring list while scoring in double figures every game of her career, spanning 129 games and ranking fifth all-time. She also left the Skyhawks as the best three-point shooter in NCAA history after tying the career three-pointers record with 392.

Joining Butler with postseason accolades was the highly decorated Newsome. Newsome notched her third OVC Defensive Player of the Year honor while finishing her Skyhawk career as the school and league's second all-time leading scorer – second to Butler – with 2,566 career points. The two-time OVC Player of the Year was also named All-Mid Major Player of the Year and Mid Major All-American by College Sports Madness.

In his fourth year, the Skyhawks notched their third consecutive OVC Tournament championship during the 2012-13 season, downing No. 2 seed Tennessee Tech 87-80 in overtime on March 9, 2013. With the victory, UT Martin would advance to their third straight trip to the NCAA Tournament, to take on the Notre Dame Fighting Irish. The Skyhawks suffered a 97-64 setback to the eventual National Championship runner-up despite Butler scoring a tournament-best 37 points in the contest.

In 2011-12, McMillan's Skyhawks captured their second OVC Tournament championship in program history, downing No. 3 seed Tennessee Tech 82-65 on March 5. With the victory, UT Martin advanced to make its second consecutive NCAA Tournament appearance, traveling to the Horizon Center in Rosemont, Ill., to take on the Tennessee Lady Vols. The Skyhawks suffered a 72-49 setback to the hands of alumnus Pat Head Summitt.

Consisting of a roster of mostly West Tennessee players, the Skyhawks went 23-9 with a 15-1 OVC mark despite having a relatively young roster which featured just one senior. The 23-win season was the second consecutive 20-win slate for the Skyhawks while also leading the nation is scoring with 80.1 points per game. The Skyhawks were also the nation's top team in assist-to-turnover ratio (1.43) and sixth in assists (17.7 apg).

The 2010-11 season laid the foundation for the future, as three different Skyhawks combined to win an OVC Record 13 Freshmen of the Week honors along with the OVC Team Sportsmanship Award. McMillan's guided the team to a second place finish during the regular season before winning the program's first OVC Tournament title. With the title, the Skyhawks earned its first berth in the NCAA Tournament and played at Cameron Indoor Arena against the Duke Blue Devils.

The Skyhawks went 21-11 with a 14-4 OVC mark in 2010-11 despite having a roster that was the youngest team in America (only two years of Division-I experience heading into the season). The 20-win season was the first since 1998-99 and fourth 20-win campaign in program history.

McMillan's first season at UT Martin was a transformation in every sense of the work as he took over a program that had just finished 2-27 and went winless in conference play. Under his direction the Skyhawks finished the 2010-11 season with an overall record 11-19 while making the program's first OVC Tournament appearance since 2006-07. McMillan took his team all the way to the semifinals of the tournament along with being named OVC Coach of the Year and TSWA Women's Co-Head Coach of the Year.

Prior to being named head coach of the Skyhawks on June 15, 2009, McMillan posted a decorated career as a high school coach within the state of Tennessee. Through his 17 years in the prep ranks, the accumulated a record of 435-126 while winning one state championships and sporting six state tournament appearances. He has had coaching stints at Gibson County High School in Dyer (2007-09), Westview High School in Martin (1997-2005) and Millington High School in Millington (1990-97). McMillan was twice named the Jackson Sun's West Tennessee Coach of the Year in 2003 and 2009, while being tabbed district Coach of the Year 10 times. He also spent two season as an assistant coach at Middle Tennessee State.

McMillan played basketball at Wake Forest for one season (1985) before transferring to Rhodes College to finish out his career from 1986-89. At Rhodes, he was a three-time all-conference selection and in 1988 was named the Southern Collegiate Athletic Conference Player of the Year. In only three seasons, he scored 1,372 career points and still ranks ninth all-time at Rhodes for career points scored.

McMillan received his bachelor's degree in math and business in 1989 from Rhodes, then completed his master's in health and human performance at Middle Tennessee in 2007. He has two sons, Matt and Ben, along with one daughter, Alli.

McMILLAN **VS. ALL OPPONENTS**

Air Force	2-0	**Miami (Ohio)**	2-0
Alabama	2-1	**Mississippi State**	0-1
Alabama Huntsville	2-0	**Mississippi Valley State**	2-0
Arizona	0-1	**Missouri**	0-5
Arkansas	0-1	**Morehead State**	10-7
Arkansas State	4-3	**Murray State**	24-4
Austin Peay	20-5	**North Carolina**	0-1
Baylor	0-1	**North Carolina A&T**	1-1
Belmont	10-9	**North Dakota**	1-0
Central Arkansas	1-1	**Northern Kentucky**	0-1
Cincinnati	2-0	**Northwestern**	0-4
Chattanooga	2-4	**Notre Dame**	0-1
Christian Brothers	1-0	**Ole Miss**	0-1
Colorado	0-1	**Ohio**	0-1
Dayton	0-1	**Ohio State**	0-1
DePaul	0-1	**Oral Roberts**	0-1
Duke	0-1	**Pepperdine**	0-1
Eastern Illinois	19-8	**Purdue**	0-3
Eastern Kentucky	17-2	**Quinnipiac**	1-0
Eastern Washington	0-1	**Rhodes College**	1-0
Evansville	6-1	**Saint Louis**	2-1
Florida State	0-1	**Saint Mary's**	0-1
Georgia State	1-1	**Samford**	4-2
Gonzaga	0-2	**SIUE**	14-6
Hawai'i	0-1	**Southeast Missouri**	21-3
Houston Baptist	1-0	**Southern Illinois**	6-3
Illinois	0-2	**Southern Mississippi**	2-0
Illinois State	1-1	**Stanford**	0-1
Indiana	0-2	**Tennessee**	0-1
Indiana State	1-3	**Tennessee State**	14-3
Iowa	0-1	**Tennessee Tech**	12-4
IUPUI	1-1	**UAB**	0-1
Jacksonville State	14-3	**Vanderbilt**	0-4
Kentucky	0-2	**Western Carolina**	2-0
Lamar	0-1	**Western Kentucky**	0-1
Lipscomb	2-0	**Winthrop**	1-0
Louisville	0-11		
Marshall	0-1	**Total**	234-140
Memphis	1-2		

McMILLAN'S **RECORD WHEN...**

Home Record:	125-26
Road Record:	88-97
Neutral:	21-17
OVC Overall:	158-45
OVC Home:	90-12
OVC Road:	66-33
Ranked opponents:	0-26
Top 10 opponents:	0-12
Leading at half:	187-29
Trailing at half:	42-108
Tied at half:	6-3
UTM outshoots opponent:	186-17
Opponent outshoots UTM:	45-122
UTM shoots more free throws:	159-42
Opponent shoots more free throws:	68-89
UTM shoots the same amount of free throws:	5-8
UTM outrebounds opponent:	116-14
Opponent outrebounds UTM:	113-118
UTM causes more turnovers:	189-55
Opponents causes more turnovers:	39-69
UTM ties in turnovers:	60-13
Nonconference tournaments:	2-10
OVC Tournament:	19-7
NCAA Tournament:	0-4
WNIT:	1-4
Record in November:	31-38
Record in December:	33-46
Record in January:	73-26
Record in February:	72-15
Record in March:	22-13
Games decided by less than five points:	37-39
Games decided by 6-10 points:	47-29
Games decided by 11-20 points:	66-34
Games decided by 20+ points:	84-17
UTM scores 59 or less points:	8-59
UTM scores 60-69 points:	42-48
UTM scores 70-79 points:	69-28
UTM scores 80-89 points:	72-7
UTM scores 90-99 points:	27-0
UTM scores 100+ points:	16-0
Overtime record:	4-10
Record after a loss:	75-53
Longest winning streak:	18 games (2014-15)
Longest losing streak:	6 games (2009/2017)

TEAM **GAME HIGHS AND LOWS**

	UT MARTIN		OPPONENT	
	HIGH	**LOW**	**HIGH**	**LOW**
• Points	81 vs. Eastern Kentucky (2/20)	56 at Austin Peay (2/12)	96 at #2 Louisville (1/5)	39, 3x, vs. Morehead State (2/18)
• First Quarter Points	26 at Tennessee State (1/7)	9, 2x, at Austin Peay (2/12)	23 vs. Southeast Missouri (2/1)	4 vs. Morehead State (2/18)
• Second Quarter Points	25 at Morehead State (1/23)	11, 3x, vs. Belmont (1/26)	28 at #2 Louisville (1/5)	7, 2x, at Murray State (2/13)
• First-Half Points	41 vs. Southeast Missouri (2/1)	23, 2x, at Austin Peay (2/12)	49 at #2 Louisville (1/5)	16 at Southeast Missouri (12/18)
• Third Quarter Points	27 vs. SIUE (1/30)	12 at Austin Peay (2/12)	29 at #2 Louisville (1/5)	0 vs. Jacksonville State (2/4)
• Fourth Quarter Points	24 vs. Eastern Kentucky (2/20)	12 at Samford (12/8)	32 vs. Tennessee Tech (2/6)	7 at Eastern Kentucky (1/21)
• Second-Half Points	49 vs. SIUE (1/30)	32 vs. Eastern Illinois (1/28)	49 vs. Tennessee Tech (2/6)	14 at Eastern Kentucky (1/21)
• Field Goals Made	32 vs. SIUE (1/30)	18 at Austin Peay (2/12)	33 at #2 Louisville (1/5)	13 at Tennessee State (1/7)
• Field Goal Att.	69 at Jacksonville State (12/30)	42 at Austin Peay (2/12)	69 at #5 Louisville (12/6)	50 at Morehead State (1/23)
• Field Goal %	56.4 at Samford (12/8)	39.1 at Jacksonville State (12/30)	50.9 at Jacksonville State (12/30)	25.0 at Tennessee State (1/7)
• 3-PT Field Goals Made	13 vs. Eastern Kentucky (2/20)	1 at Austin Peay (2/12)	14 vs. Belmont (1/26)	1 at Eastern Kentucky (1/21)
• 3-PT Field Goal Att.	26 at Tennessee State (1/7)	5 at Austin Peay (2/12)	36 vs. Belmont (1/26)	15, 3x, vs. SIUE (1/30)
• 3-PT Field Goal %	58.8 vs. SIUE (1/30)	20.0 at Austin Peay (2/12)	50.0 at #2 Louisville (1/5)	5.3 at Eastern Kentucky (1/21)
• FT Made	21 vs. Austin Peay (1/14)	6, 2x, at Murray State (2/13)	20 at #5 Louisville (12/6)	5, 2x, vs. Eastern Illinois (1/28)
• FT Attempts	27 vs. Austin Peay (1/14)	11 at Samford (12/8)	29 at #5 Louisville (12/6)	7, 2x, at Austin Peay (2/12)
• FT Percentage	87.5 vs. Eastern Illinois (1/28)	54.5 at Samford (12/8)	100.0 at Austin Peay (2/12)	45.8 vs. SIUE (1/30)
• Offensive Rebounds	16 at Tennessee State (1/7)	3 at #5 Louisville (12/6)	19 at Southeast Missouri (12/18)	8 at Morehead State (1/23)
• Defensive Rebounds	34 vs. SIUE (1/30)	21 vs. Eastern Illinois (1/28)	32 at Jacksonville State (12/30)	15 at Austin Peay (2/12)
• Total Rebounds	41 at Tennessee State (1/7)	25 vs. Eastern Illinois (1/28)	43 at #5 Louisville (12/6)	29, 2x, at Austin Peay (2/12)
• Assists	21, 3x, vs. SIUE (1/30)	7 at Austin Peay (2/12)	17 at #2 Louisville (1/5)	6, 3x, vs. Morehead State (2/18)
• Steals	10, 3x, vs. Southeast Missouri (2/1)	3, 2x, at #2 Louisville (1/5)	11 vs. Southeast Missouri (2/1)	3, 2x, at Morehead State (1/23)
• Blocked Shots	11 at Morehead State (1/23)	0 vs. Southeast Missouri (2/1)	5, 3x, at Murray State (2/13)	0, 2x, last vs. Austin Peay (1/14)
• Turnovers	23 at Austin Peay (2/12)	8, 2x, at Murray State (2/13)	23, 2x, at Eastern Kentucky (1/21)	9 at #5 Louisville (12/6)
• Fouls	22 at #5 Louisville (12/6)	12 at Tennessee State (1/7)	26 at #5 Louisville (12/6)	8 at Murray State (2/13)

INDIVIDUAL **GAME HIGHS**

	UT MARTIN	OPPONENT
• Points	36, Chelsey Perry vs. Murray State (1/16)	29, Dana Evans at #2 Louisville (1/5)
• Field Goals Made	14, 2x, last by Chelsey Perry vs. Murray State (1/16)	10, Dana Evans at #2 Louisville (1/5)
• Field Goals Attempted	31, Chelsey Perry vs. Murray State (1/16)	18, 2x, last by Andreana Wrister at Tennessee State (1/7)
• 3-Point FGs Made	6, Seygan Robins at Tennessee State (1/7)	6, Dana Evans at #2 Louisville (1/5)
• 3-Point FGs Att.	10, Chelsey Perry vs. Eastern Illinois (1/28)	10, 3x, Tuti Jones vs. Belmont (1/26)
• Free Throws Made	15, Chelsey Perry vs. Austin Peay (1/14)	6, 3x, last by Macey Turley vs. Murray State (1/16)
• Free Throws Att.	18, Chelsey Perry vs. Austin Peay (1/14)	8, Annie Ramil at Samford (12/8)
• Offensive Rebounds	6, Chelsey Perry at Jacksonville State (12/30)	6, 2x, last by Tesia Thompson at Southeast Missouri (12/18)
• Defensive Rebounds	10, Dasia Young vs. Jacksonville State (2/4)	7, 3x, last by Griffin/Hawks at Jacksonville State (12/30)
• Total Rebounds	13, 2x, last by Dasia Young vs. Jacksonville State (2/4)	13, Annie Ramil at Samford (12/8)
• Assists	9, Kyannah Grant vs. Southeast Missouri (2/1)	6, Macey Turley vs. Murray State (1/16)
• Steals	4, 5x, last by Sade' Hudson vs. Morehead State (2/18)	7, Terri Smith vs. Southeast Missouri (2/1)
• Blocked Shots	6, Chelsey Perry at Morehead State (1/23)	3, Kennedi Allen at Southeast Missouri (12/18)
• Turnovers	7, 2x, last by Seygan Robins vs. Murray State (1/16)	7, Jada Guinn vs. Tennessee Tech (2/6)
• Minutes Played	40, 5x, last by Dasia Young at Austin Peay (2/12)	37, Tuti Jones vs. Belmont (1/26)

MISCELLANEOUS **STATS**

Double-Figure Scoring Games

Player	17-18	18-19	19-20	20-21	Career
Chelsey Perry	20	19	30	13	82
Maddie Waldrop	5	10	19	8	42
Damiah Griffin	-	12	8	2	22
Dasia Young	-	-	8	12	20
Zaire Hicks	3	14	1	1	19
Kyannah Grant	-	2	5	3	10
Sade' Hudson	-	2	3	2	7
Demi Burdick	0	2	2	1	5
Seygan Robins	-	-	-	5	5
Paige Pipkin	-	0	-	5	5
Hayley Harrison	-	-	-	2	2
Emma Davis	-	2	0	-	2

20-Point Scoring Games

Player	17-18	18-19	19-20	20-21	Career
Chelsey Perry	4	4	20	11	39
Maddie Waldrop	0	3	4	2	9
Dasia Young	-	-	0	2	2
Damiah Griffin	-	0	1	-	1
Paige Pipkin	-	0	-	1	1

30-Point Scoring Games

Player	17-18	18-19	19-20	20-21	Career
Chelsey Perry	0	0	9	3	12

Double-Figure Rebounding Games

Player	17-18	18-19	19-20	20-21	Career
Maddie Waldrop	3	7	8	3	21
Chelsey Perry	3	3	7	7	19
Damiah Griffin	-	0	1	-	1
Dasia Young	-	-	0	1	1

Double-Doubles

Player	17-18	18-19	19-20	20-21	Career
Chelsey Perry	1	3	6	6	16
Maddie Waldrop	1	3	7	2	13
Dasia Young	-	-	0	2	2
Damiah Griffin	-	0	1	-	1

5+ Assist Games

Player	17-18	18-19	19-20	20-21	Career
Kyannah Grant	-	0	8	1	9
Maddie Waldrop	0	1	6	2	9
Seygan Robins	-	-	-	4	4
Zaire Hicks	0	4	0	-	4
Chelsey Perry	0	0	2	-	2
Dasia Young	-	-	2	-	2
Paige Pipkin	-	0	-	2	2
Demi Burdick	0	0	1	-	1

3+ Steal Games

Player	17-18	18-19	19-20	20-21	Career
Chelsey Perry	4	3	8	2	17
Zaire Hicks	2	6	1	-	9
Sade' Hudson	-	4	2	1	7
Damiah Griffin	-	3	3	-	6
Kyannah Grant	-	1	5	-	6
Seygan Robins	-	-	-	3	3
Maddie Waldrop	0	1	2	-	3
Demi Burdick	0	0	1	1	2
Paige Pipkin	-	0	-	1	1
Dasia Young	-	-	0	1	1

3+ Block Games

Player	17-18	18-19	19-20	20-21	Career
Chelsey Perry	5	12	16	3	26
Maddie Waldrop	1	1	2	3	7
Demi Burdick	0	1	0	1	2

GAME-BY-GAME **STARTERS**

Date	Opponent	G	G	F	F	F	Record
Dec. 6	at #5 Louisville	Robins	Harrison	Young	Perry	Waldrop	0-1
Dec. 8	at Samford	Robins	Harrison	Young	Perry	Waldrop	1-1
Dec. 18	at Southeast Missouri*	Robins	Harrison	Young	Perry	Waldrop	2-1, 1-0
Dec. 30	at Jacksonville State*	Robins	Pipkin	Young	Perry	Waldrop	2-2, 1-1
Jan. 5	at #2 Louisville	Robins	Pipkin	Young	Perry	Waldrop	2-3, 1-1
Jan. 7	at Tennessee State*	Robins	Pipkin	Young	Perry	Waldrop	3-3, 2-1
Jan. 14	AUSTIN PEAY*	Robins	Pipkin	Young	Perry	Waldrop	4-3, 3-1
Jan. 16	MURRAY STATE*	Robins	Pipkin	Young	Perry	Waldrop	5-3, 4-1
Jan. 21	at Eastern Kentucky*	Robins	Pipkin	Young	Perry	Waldrop	6-3, 5-1
Jan. 23	at Morehead State*	Robins	Pipkin	Young	Perry	Waldrop	7-3, 6-1
Jan. 26	BELMONT*	Robins	Pipkin	Young	Perry	Waldrop	8-3, 7-1
Jan. 28	EASTERN ILLINOIS*	Robins	Pipkin	Young	Perry	Waldrop	9-3, 8-1
Jan. 30	SIUE*	Robins	Pipkin	Young	Perry	Waldrop	10-3, 9-1
Feb. 1	SOUTHEAST MISSOURI*	Grant	Robins	Pipkin	Young	Waldrop	11-3, 10-1
Feb. 4	JACKSONVILLE STATE*	Grant	Robins	Pipkin	Young	Waldrop	12-3, 11-1
Feb. 6	TENNESSEE TECH*	Grant	Robins	Pipkin	Young	Waldrop	12-4, 11-2
Feb. 11	at Austin Peay*	Grant	Hudson	Pipkin	Young	Waldrop	13-4, 12-2
Feb. 13	at Murray State*	Robins	Hudson	Pipkin	Young	Waldrop	14-4, 13-2
Feb. 18	MOREHEAD STATE*	Robins	Hudson	Pipkin	Young	Perry	15-4, 14-2
Feb. 20	EASTERN KENTUCKY*	Robins	Hudson	Pipkin	Young	Waldrop	16-4, 15-2
Feb. 25	at SIUE*	-	-	-	-	-	-
Feb. 27	at Eastern Illinois*	-	-	-	-	-	-

GAME-BY-GAME **LEADERS**

Date	Opponent	Points	Rebounds	Assists	Steals	Blocks
Dec. 6	at #5 Louisville	Perry (26)	Waldrop (8)	Robins (4)	3 Tied	Perry (2)
Dec. 8	at Samford	Perry (31)	Perry (11)	Robins (6)	Perry (3)	Perry (2)
Dec. 18	at Southeast Missouri*	Perry (28)	Young (9)	Robins (4)	6 Tied (1)	Young (1)
Dec. 30	at Jacksonville State*	Perry (23)	Perry (10)	Robins (4)	Pipkin (4)	Burdick/Hicks (1)
Jan. 5	at #2 Louisville	Perry (26)	Perry (10)	Pipkin (2)	3 Tied (1)	3 Tied (1)
Jan. 7	at Tennessee State*	Perry (32)	Perry (7)	Pipkin (5)	Perry (4)	Harrison (2)
Jan. 14	AUSTIN PEAY*	Perry (32)	Perry (11)	3 Tied (3)	Robins (2)	Perry (2)
Jan. 16	MURRAY STATE*	Perry (36)	Perry (11)	4 Tied (3)	Pipkin (2)	Perry (4)
Jan. 21	at Eastern Kentucky*	Perry (22)	Perry (8)	Robins/Waldrop (5)	3 Tied (2)	Perry (2)
Jan. 23	at Morehead State*	Perry (28)	Perry (11)	Robins (4)	Perry/Burdick (2)	Perry (6)
Jan. 26	BELMONT*	Perry (24)	Waldrop (10)	4 Tied (4)	6 Tied (1)	Perry (4)
Jan. 28	EASTERN ILLINOIS*	Perry (19)	Perry/Pipkin (6)	Robins (6)	Young (4)	Perry (1)
Jan. 30	SIUE*	Harrison (14)	Waldrop (13)	Robins/Waldrop (4)	Young/Hudson (2)	Grant (2)
Feb. 1	SOUTHEAST MISSOURI*	Young (25)	Young/Griffin (6)	Grant (9)	Robins (4)	None
Feb. 4	JACKSONVILLE STATE*	3 Tied (11)	Young (13)	Waldrop (3)	Robins (4)	Waldrop (4)
Feb. 6	TENNESSEE TECH*	Waldrop (22)	Young (9)	Robin s(5)	Robins (3)	Waldrop/Burdick (2)
Feb. 11	at Austin Peay*	Young (16)	Young/Burdick (7)	Hudson (2)	Griffin (2)	Waldrop (2)
Feb. 13	at Murray State*	Perry (18)	Waldrop (8)	Hudson/Burdick (3)	Young (2)	Waldrop (3)
Feb. 18	MOREHEAD STATE*	Pipkin (20)	Young (12)	Hudson (3)	Hudson (4)	Burdick (4)
Feb. 20	EASTERN KENTUCKY*	Robins (18)	Waldrop (11)	Pipkin (6)	3 Tied (2)	Waldrop (4)
Feb. 25	at SIUE*	-	-	-	-	-
Feb. 27	at Eastern Illinois*	-	-	-	-	-

LEADS AND **DEFICITS**

Date	Opponent	Largest Lead	Largest Deficit	Scoring Margin	Time Led	Time Trailed	Ties/Lead Changes	Result
Dec. 6	at #5 Louisville	3	21	-18	4:37	32:39	10/2	L, 85-67
Dec. 8	at Samford	13	9	+8	22:17	16:23	2/1	W, 75-67
Dec. 18	at Southeast Missouri*	12	0	+3	37:37	0:00	1/0	W, 61-58
Dec. 30	at Jacksonville State*	9	19	-5	13:23	24:05	4/1	L, 72-67
Jan. 5	at #2 Louisville	2	37	-35	1:53	37:18	1/3	L, 96-61
Jan. 7	at Tennessee State*	42	0	+41	39:13	0:00	0/0	W, 80-39
Jan. 14	AUSTIN PEAY*	22	1	+16	38:31	0:59	1/4	W, 69-53
Jan. 16	MURRAY STATE*	8	8	+7	15:50	19:15	7/8	W, 78-71
Jan. 21	at Eastern Kentucky*	26	4	+26	34:15	0:32	3/2	W, 65-39
Jan. 23	at Morehead State*	21	4	+17	32:56	5:08	2/6	W, 80-63
Jan. 26	BELMONT*	9	9	+3	14:11	22:59	6/12	W, 66-63
Jan. 28	EASTERN ILLINOIS*	22	6	+20	30:02	7:31	1/1	W, 70-50
Jan. 30	SIUE*	36	4	+34	36:05	1:51	2/3	W, 79-45
Feb. 1	SOUTHEAST MISSOURI*	12	10	+10	14:22	23:05	3/5	W, 80-70
Feb. 4	JACKSONVILLE STATE*	25	4	+14	24:58	8:00	5/5	W, 60-46
Feb. 6	TENNESSEE TECH*	12	6	-4	29:26	5:16	5/4	L, 77-73
Feb. 11	at Austin Peay*	9	3	+5	31:05	6:57	3/4	W, 56-51
Feb. 13	at Murray State*	4	13	+2	4:03	35:19	2/7	W, 67-65
Feb. 18	MOREHEAD STATE*	38	0	+38	39:31	0:00	0/0	W, 77-39
Feb. 20	EASTERN KENTUCKY*	21	6	+19	25:08	13:26	4/5	W, 81-62
Feb. 25	at SIUE*	-	-	-	-	-	-	
Feb. 27	at Eastern Illinois*	-	-	-	-	-	-	

LAST TIME **IT HAPPENED**

SCORING

UTM Scored..
- **70-79 points** ... 77 vs. Morehead State (2/18/21)
- **80-89 points** ... 81 vs. Eastern Kentucky (2/20/21)
- **90-99 points** ... 98 vs. Murray State (1/16/20)
- **100+ points** ... 110 vs. Mississippi Valley State (12/29/18)
- **Fewer than 40 points** ... 39 at Purdue (11/20/11)

A UTM player had...
- **20-29 points** ... Paige Pipkin (20) vs. Morehead State (2/18/21)
- **30+ points** ... Chelsey Perry (36) vs. Murray State (1/16/21)
- **40+ points** ... Chelsey Perry (42) vs. Lipscomb (12/16/19)

Two UT Martin players had...
- **20+ points** ... Perry (28)/Young (22) at Morehead State (1/23/21)
- **25+ points** ... Jones (29) & Ward (26) at Tennessee Tech (1/15/15)
- **30+ points** ... Newsome (36) and Butler (35) vs. Tennessee Tech (1/20/14)

UTM had...double-figures scorers
- **Four** ... Perry (18), Hudson (12), Young (11) and Burdick (10) ... at Murray State (2/13/21)
- **Five** ... Robins (18), Waldrop (12), Hicks (12), Young (11) ... and Pipkin (10) vs. Eastern Kentucky (2/20/21)
- **Six** ... Taylor (23), Robertson (16), Mason (14), Feldhaus (13), Spray (11) ... and Eubank (11) vs. Jacksonville State (12/29/16)
- **Seven** ... Perry (15), Robertson (15), Hicks (14), Davis (11), Hudson (11), Waldrop (10) and Griffin (10) vs. Mississippi Valley State (12/29/18)

UTM had...players score at least 20 points
- **Two** ... Perry (28)/Young (22) at Morehead State (1/23/21)
- **Three** ... Butler (33), Newsome (24), Jones (20) at Murray State (1/4/14)

DOUBLE-DOUBLES

A UTM player...
- **Had a double-double** .. Maddie Waldrop (12p, 11r) vs. Eastern Kentucky (2/20/21)
- **Two UTM players w/double-double** ... Chelsey Perry (28p, 14r) and ... Maddie Waldrop (22p, 13r) at Austin Peay (1/4/20)

SHOOTING

UTM Shot...
- **50-59% FG** ... 50.9 percent (28-55) vs. Tennessee Tech (2/6/21)
- **60% FG or better** ... 60.5 percent (32-53) at Chattanooga (12/2/17)
- **Less than 30% FG** ... 23.3 percent (10-43) vs. Pepperdine (11/22/14)

A UTM player...
- **Made 5-7 3-pointers** ... Seygan Robins (6) vs. Eastern Kentucky (2/20/21)
- **8+ 3-pointers** ... Kendall Spray (8) vs. Murray State (2/3/18)

A UTM team...
- **Made 10+ 3-pointers** ... 13 vs. Eastern Kentucky (2/20/21)
- **Made 15+ 3-pointers** ... 17 at Missouri (12/17/16)
- **Did not make a 3-pointer** ... at Austin Peay (2/3/09)

A UTM player...
- **Made 10+ FTs in a game** ... Chelsey Perry (12) at Morehead State (1/23/21)
- **Made 12+ FTs in a game** ... Chelsey Perry (15) vs. Austin Peay (1/14/21)
- **Made 15+ FTs in a game** ... Chelsey Perry (15) vs. Austin Peay (1/14/21)

UT Martin as a team...
- **Made 25+ FTs in a game** ... 26 (32) vs. Jacksonville State (2/8/20)
- **Made 30+ FTs in a game** ... 31 (38) vs. SIUE (1/25/14)
- **Attempted 25FTs in a game** ... 31 (21) vs. Morehead State (2/18/21)
- **Attempted more than 30 FTs** ... 31 (21) vs. Morehead State (2/18/21)

REBOUNDING

A UTM player had...
- **10-14 rebounds** ... Maddie Waldrop (11) vs. Eastern Kentucky (2/20/21)
- **15-19 rebounds** ... Maddie Waldrop (16) vs. Tennessee State (3/2/19)
- **20+ rebounds** ... None
- **Two UTM Players w/ 10+ Rebs** ... Perry (14)/Waldrop (13) at Austin Peay (1/4/20)
- **2-straight 10+ rebound games** ... Chelsey Perry vs Austin Peay (1/14/21) ... vs. Murray State (1/16/21)
- **2-straight 14+ rebound games** ... Ashia Jones at SIUE (14 on 2/8/14), ... at Southeast Missouri (15 on 2/15/14)

A UTM team had...
- **40+ rebounds** ... 44 vs. Morehead State (2/18/21)
- **50+ rebounds** ... 56 vs. Mississippi Valley State (12/29/18)
- **15+ off. rebounds** ... 16 at Tennessee State (1/7/21)
- **20+ off. rebounds** ... 23 at Murray State (1/2/20)
- **25+ off. rebounds** ... 28 vs. Christian Brothers (11/19/18)

ASSISTS

A UTM player had...
- **5-9 assists** ... Paige Pipkin (6) vs. Eastern Kentucky (2/20/2021)
- **10+ assists** ... Tamiah Stanford (10) vs. Murray State (3/4/20)

As a team UT Martin...
- **Had 15-19 assists** ... 19 vs. Eastern Kentucky (2/20/2021)
- **20-24 assists** ... 20 vs. Southeast Missouri (2/1/21)
- **25+ assists** ... 26 vs. Murray State (3/4/20)

BLOCKS

A UTM players...
- **Had 3+ blocks** ... Maddie Waldrop (4) vs. Eastern Kentucky (2/20/2021)
- **Had 5+ blocks** ... Chelsey Perry (6) at Morehead State (1/23/21)

As a team UT Martin...
- **Had 5+ blocks** ... 8 vs. Eastern Kentucky (2/20/2021)
- **Had 10+ blocks** ... 11 at Morehead State (1/23/21)

STEALS

A UTM player had...
- **5-9 steals** ... Tamiah Stanford (5) at Morehead State (2/1/20)
- **10+ steals** ... Ashia Jones (11) at Miami (12/15/14) *UTM Record

As a team UT Martin...
- **10-14 steals** ... 13 vs. Morehead State (2/18/21)
- **15+ steals** ... 15 vs. No. 6 Louisville (12/19/19)

MISCELLANEOUS

A UTM team...
- **Played an OT game** ... L, 71-63 vs. No. 6 Louisville (12/19/19)
- **Played a 2OT game** ... L, 71-63 vs. No. 6 Louisville (12/19/19)

A UTM Player...
- **Buzzer-beater** ... Ashton Feldhaus vs. SIUE (1/21/17)
- **To force OT** ... Janekia Mason at Jacksonville State (1/25/18)
- **Buzzer-beating 3-pointer** ... Taylor Hall vs. Eastern Illinois (2/11/12)
- **3-pointer to force OT** ... Janekia Mason at Jacksonville State (1/25/18)
- **Game-winner <2 secs** ... Chelsey Perry (1.1) at Murray State (2/13/21)
- **Free Throw With <5 secs** ... Chelsey Perry (0.4) vs. SIUE* (3/2/18)
- **Four-point play** ... Kendall Spray at Murray State (1/28/17)

* Occurred during the OVC Tournament

RECORD BOOK **AT A GLANCE**

SINGLE-GAME TEAM RECORDS

Most Points
116 vs. Austin Peay (3/1/14)

Most Field Goals Made
50 vs. Trevecca (1976-77)

Most Field Goals Attempted
97, 36 made, vs. Jacksonville State (1/6/90)

Most 3-Point Field Goals Made
18, of 43, at Southern Miss (11/16/11)
18, of 35, vs. North Dakota (11/14/16)

Most 3-Point Field Goals Attempted
47, 17 made, at Morehead State (1/7/16)

Most Free Throws Made
39, of 55, vs. Troy State (1/13/86)

Most Free Throws Attempted
55, 39 made, vs. Troy State (1/13/86)
55, 37 made, at Eastern Kentucky (12/3/98)

Most Rebounds
63 vs. Bethel (12/7/91)

Most Assists
31 vs. Morehead State (1/10/15)

Most Blocks
12 vs. Mississippi Valley State (12/29/18)
12 vs. SIUE (2/9/13)

Most Forced Turnovers
36 at Southern Illinois (12/23/13)

Most Steals
28 vs. Bethel (12/14/90)

SINGLE-GAME INDIVIDUAL RECORDS

Most Points:
44, Ashia Jones at Murray State (1/31/15)
44, Heather Butler vs. Austin Peay (3/1/14)
44, Heather Butler at Eastern Kentucky (2/3/14)
44, Jasmine Newsome vs. Quinnipiac (11/16/13)

Most Field Goals Made
18, Angela Reaves vs. Delta State (1982-83)

Most Field Goals Attempted
34, Heather Butler vs. Baylor (11/17/12)

Best Field Goal Percentage
12-12, Chastity Bohannan vs. Tennessee St (2/24/98)
10-10, Andreika Jackson vs. Eastern Illinois (2/11/06)

Most 3-Point Field Goals Made
11-of-18, Kendall Spray vs. Rhodes (12/7/17)

Most 3-Point Field Goals Attempted
19, Jaclissa Haislip at Murray State (1/29/11)

Most Free Throws Made
16, Jasmine Newsome vs. Quinnipiac (11/16/13)
16, Jasmine Newsome at Tennessee St (1/2/12)
16, Tessa Fields vs Evansville (11/13/98)

Most Free Throws Attempted
20, Jasmine Newsome at Tennessee St (1/2/12)

Most Rebounds
27, Mary Kate Long vs. West Georgia (1/17/87)

Most Assists
14, Jasmine Newsome vs. Austin Peay (3/1/14)

Most Blocks
8, Chelsey Perry vs. IUPUI (11/25/19)
8, Rickiesha Bryant vs. Murray State (2/23/13)
8, Mary Kate Long vs. Lambuth (11/21/86)

Most Steals
11, Ashia Jones at Miami (Ohio) (12/15/14)

SINGLE-SEASON RECORDS

Most Points
772, Ashia Jones (2014-15)

Most Field Goals Made
287 of 548, Ashia Jones (2014-15)

Most Field Goals Attempted
704, 264 made, Heather Butler (2012-13)

Best Field Goal Percentage
64.2, (129-201), Rickiesha Bryant (2012-13)

Most 3-Point Field Goals Made
125 of 294, Kendall Spray (2017-18)

Most 3-Point Field Goals Attempted
319, 105 made, Heather Butler (2012-13)

Most Free Throws Made
198 of 261, Ashia Jones (2014-15)

Most Free Throws Attempted
261, 198 made, Ashia Jones (2014-15)

Most Rebounds
372, Phyllisha Mitchell (2005-09)

Most Assists
193, Jasmine Newsome (2011-12)

Most Blocks
87, Rickiesha Bryant (2012-13)

Most Steals
156, Gwen Long (1989-90)

CAREER **RECORDS**

Most Points
2,865, Heather Butler (2010-14)

Most Field Goals Made
958 of 2,417, Heather Butler (2010-14)

Most Field Goals Attempted
2,417, 958 made, Heather Butler (2010-14)

Best Field Goal Percentage
53.2, (747-of-1,404), Mary Kate Long (1985-89)

Most 3-Point Field Goals Made
392 of 1074, Heather Butler (2010-14)

Most 3-Point Field Goals Attempted
1074, 392 made, Heather Butler (2010-14)

Most Free Throws Made
620 of 759, Jasmine Newsome (2010-14)

Most Free Throws Attempted
759, 620 made, Jasmine Newsome (2010-14)
759, 564 made, Tara Tansil (1991-94)

Most Rebounds
1,318, Mary Kate Long (1985-89)

Most Assists
691, Jasmine Newsome (2010-14)

Most Blocks
221, Chelsey Perry (2017-2021)

Most Steals
411, Gwen Long (1985-88, 1989-90)

PLAYER **SUMMARIES**

2 SADE' HUDSON

Jr. | G | 5-8 | Memphis, Tenn. | Trezevant HS

SEASON HIGHS

Points	12, 2x, at Murray State (2/13/21)
FG Made	4, 2x, at Murray State (2/13/21)
FG Att.	10 at Murray State (2/13/21)
3PG Made	3 at Murray State (2/13/21)
3FG Att.	7 at Murray State (2/13/21)
FT Made	5 vs. Morehead State (2/18/21)
FT Att.	8 vs. Morehead State (2/18/21)
Rebounds	6 vs. Morehead State (2/18/21)
Assists	3, 3x, vs. Morehead State (2/18/21)
Steals	4 vs. Morehead State (2/18/21)
Blocks	N/A
Minutes	33 at Austin Peay (2/12/21)

CAREER HIGHS

Points	14, 2x, last vs. Lipscomb (12/16/19)
FG Made	6 vs. Lipscomb (12/16/19)
FG Att.	16 vs. Lipscomb (12/16/19)
3PG Made	3, 2x, at Murray State (2/13/21)
3FG Att.	7, 2x, at Murray State (2/13/21)
FT Made	6 vs. Southern Illinois (11/9/18)
FT Att.	10 vs. Samford (11/6/18)
Rebounds	6, 2x, vs. Morehead State (2/18/21)
Assists	4 vs. Murray State (3/4/20)
Steals	4, 2x, vs. Morehead State (2/18/21)
Blocks	1 vs. Tennessee Tech (2/9/19)
Minutes	39 vs. Lipscomb (12/16/19)

MISCELLANEOUS CAREER STATISTICS

Games Played	62	**Double-Doubles**	0
Games Started	5	**10+ Points**	7
Led Team In Scoring	0	**20+ Points**	0
Led Team In Rebounding	0	**5+ Rebounds**	4
Led Team In Assists	6	**10+ Rebounds**	2
Led Team In Steals	6	**5+ Assists**	0
Led Team In Blocks	0	**3+ Steals**	7

HUDSON GAME-BY-GAME STATISTICS

Date	Opp	GS	Min	FG	3FG	FT	O-D-R	PF	A	TO	S	B	PTS
D6	at #5LOU		24	0-5	0-1	1-2	0-3-3	1	1	4	1	0	1
D8	at SAM		15	0-2	0-1	3-4	0-0-0	0	3	1	1	0	3
D18	at SEMO*		0+	0-0	0-0	0-0	0-0-0	0	0	0	0	0	0
D30	at JSU*		3	0-1	0-0	0-0	0-1-1	2	0	0	0	0	0
J5	at #2LOU*		13	2-6	1-1	4-4	0-1-1	1	1	1	0	0	9
J7	at TSU*		10	2-5	0-1	2-2	1-1-2	2	0	0	0	0	6
J14	AP*		14	0-2	0-1	0-0	0-1-1	2	1	1	0	0	0
J16	MUR*		10	1-2	0-0	0-0	1-2-3	2	1	0	0	0	2
J21	at EKU*		3	0-0	0-0	0-0	0-0-0	0	0	0	0	0	0
J23	at MOR*		13	1-2	1-2	0-0	0-1-1	1	0	0	0	0	3
J26	BEL*		3	0-0	0-0	0-0	0-0-0	0	0	2	1	0	0
J28	EIU*		4	1-2	0-1	0-0	0-1-1	0	0	1	0	0	2
J30	SIUE*		18	2-4	1-2	0-0	0-2-2	3	2	1	2	0	5
F1	SEMO*		5	0-4	0-1	1-2	1-0-1	0	0	0	0	0	1
F4	JSU*		13	0-2	0-1	0-2	0-1-1	3	1	2	0	0	0
F6	TTU*		1	0-0	0-0	0-0	0-0-0	2	0	0	0	0	0
F11	at AP*	*	33	4-8	0-0	4-4	0-5-5	2	2	4	0	0	12
F13	at MUR*	*	32	4-10	3-7	1-2	0-4-4	2	3	0	0	0	12
F16	at BEL*	*	26	0-3	0-1	5-8	1-5-6	2	3	0	4	0	5
F18	MOR*	*	13	0-2	0-2	0-0	0-1-1	1	0	1	0	0	0
F20	EKU*	-	-	-	-	-	-	-	-	-	-	-	-
F25	at SIUE*	-	-	-	-	-	-	-	-	-	-	-	-
F27	at EIU*	-	-	-	-	-	-	-	-	-	-	-	-
M3	OVC	-	-	-	-	-	-	-	-	-	-	-	-
M4	OVC	-	-	-	-	-	-	-	-	-	-	-	-
M5	OVC	-	-	-	-	-	-	-	-	-	-	-	-
M6	OVC	-	-	-	-	-	-	-	-	-	-	-	-
		-	-	-	-	-	-	-	-	-	-	-	-

HUDSON CAREER STATISTICS

					Total			3-Point			F-Throw			Rebounds										Scoring	
Year	GP	GS	Min	Avg	FG	FGA	Pct	FG	FGA	Pct	FT	FTA	Pct	Off	Def	Tot	Avg	PF	Ast	TO	Blk	Stl		Pts	Avg
2018-19	28	0	299	10.7	41	131	.313	7	42	.167	29	44	.659	17	25	42	1.5	48	32	37	1	25		118	4.2
2019-20	14	1	209	14.9	24	65	.369	2	13	.154	3	11	.273	9	12	21	1.5	29	16	17	1	12		53	3.8
2020-21	19	3	240	12.6	17	58	.293	6	20	.300	21	30	.700	4	28	32	1.7	25	18	17	0	9		61	3.2
TOTAL	**61**	**4**	**748**	**12.3**	**82**	**254**	**.323**	**15**	**75**	**.200**	**53**	**85**	**.624**	**30**	**65**	**95**	**1.6**	**102**	**66**	**71**	**2**	**46**		**232**	**3.8**

5 SEYGAN ROBINS

R-So. | G | 5-8 | Harrodsburg, Ky. | Mercer County HS

SEASON HIGHS

Points	18, 2x, vs. Eastern Kentucky (2/20/21)
FG Made	6, 3x, vs. Eastern Kentucky (2/20/21)
FG Att.	9, 4x, vs. Tennessee Tech (2/6/21)
3PG Made	6, 2x, vs. Eastern Kentucky (2/20/21)
3FG Att.	8 vs. Eastern Kentucky (2/20/21)
FT Made	3 vs. Murray State (1/16/21)
FT Att.	5 vs. Murray State (1/16/21)
Rebounds	5 vs. Jacksonville State (2/4/21)
Assists	6, 2x, vs. Eastern Illinois (1/28/21)
Steals	4 vs. Jacksonville State (2/4/21)
Blocks	1 at Murray State (1/16/21)
Minutes	39 at Southeast Missouri (12/18/20)

CAREER HIGHS

Points	18, 2x, vs. Eastern Kentucky (2/20/21)
FG Made	6, 3x, vs. Eastern Kentucky (2/20/21)
FG Att.	9, 4x, vs. Eastern Kentucky (2/20/21)
3PG Made	6, 2x, vs. Eastern Kentucky (2/20/21)
3FG Att.	8 vs. Eastern Kentucky (2/20/21)
FT Made	3 vs. Murray State (1/16/21)
FT Att.	5 vs. Murray State (1/16/21)
Rebounds	5 vs. Jacksonville State (2/4/21)
Assists	6, 2x, vs. Jacksonville State (1/28/21)
Steals	4 vs. Jacksonville State (2/4/21)
Blocks	1, 2x, at Murray State (1/16/21)
Minutes	39 at Southeast Missouri (12/18/20)

MISCELLANEOUS CAREER STATISTICS

Games Played	46 | 19 at UTM	**Double-Doubles**	0
Games Started	19	**10+ Points**	5
Led Team In Scoring	1	**20+ Points**	0
Led Team In Rebounding	0	**5+ Rebounds**	1
Led Team In Assists	12	**10+ Rebounds**	0
Led Team In Steals	7	**5+ Assists**	4
Led Team In Blocks	0	**3+ Steals**	4

ROBINS GAME-BY-GAME STATISTICS

Date	Opp	GS	Min	FG	3FG	FT	O-D-R	PF	A	TO	S	B	PTS
D6	at #5LOU	*	25	2-6	0-2	2-2	0-1-1	4	4	5	0	0	6
D8	at SAM	*	38	6-9	4-6	0-0	1-1-2	2	6	6	2	0	16
D18	at SEMO*	*	39	2-6	0-3	2-2	0-1-1	2	4	3	1	0	6
D30	at JSU*	*	30	2-6	0-2	0-0	1-1-2	2	4	4	1	0	4
J5	at #2LOU*	*	24	2-3	0-0	1-2	0-2-2	0	1	2	1	0	5
J7	at TSU*	*	25	6-8	6-7	0-0	1-1-2	0	3	0	0	0	18
J14	AP*	*	34	2-5	1-3	0-0	1-2-3	2	3	7	2	0	5
J16	MUR*	*	36	4-9	3-5	3-4	1-1-2	3	3	7	1	1	14
J21	at EKU*	*	35	2-9	2-7	0-0	0-3-3	2	5	2	1	0	6
J23	at MOR*	*	32	2-5	1-3	1-1	0-1-1	2	4	1	0	0	6
J26	BEL*	*	34	2-5	2-5	1-2	0-3-3	1	4	1	1	0	7
J28	EIU*	*	33	1-4	1-4	0-0	0-0-0	0	6	1	3	0	3
J30	SIUE*	*	24	2-4	1-2	0-0	0-1-1	3	4	2	0	0	5
F1	SEMO*	*	37	3-13	2-6	1-2	1-3-4	2	3	3	4	0	9
F4	JSU*	*	32	1-7	1-3	2-2	0-5-5	0	2	1	4	0	5
F6	TTU*	*	38	5-9	1-4	0-0	0-1-1	3	5	1	3	0	11
F11	at AP*	-	-	-	-	DNP	-	-	-	-	-	-	-
F13	at MUR*	*	23	1-3	1-3	0-0	0-2-2	1	2	2	1	0	3
F16	at BEL*	*	17	1-4	1-3	1-2	0-3-3	1	2	2	0	0	4
F18	MOR*	*	23	6-8	6-8	0-0	0-2-2	1	4	2	1	0	18
F20	EKU*	-	-	-	-	-	-	-	-	-	-	-	-
F25	at SIUE*	-	-	-	-	-	-	-	-	-	-	-	-
F27	at EIU*	-	-	-	-	-	-	-	-	-	-	-	-
M3	OVC	-	-	-	-	-	-	-	-	-	-	-	-
M4	OVC	-	-	-	-	-	-	-	-	-	-	-	-
M5	OVC	-	-	-	-	-	-	-	-	-	-	-	-
M6	OVC	-	-	-	-	-	-	-	-	-	-	-	-
		-	-	-	-	-	-	-	-	-	-	-	-

ROBINS CAREER STATISTICS

					Total			3-Point			F-Throw			Rebounds										Scoring	
Year	GP	GS	Min	Avg	FG	FGA	Pct	FG	FGA	Pct	FT	FTA	Pct	Off	Def	Tot	Avg	PF	Ast	TO	Blk	Stl		Pts	Avg
2018-19*	26	0	196	7.5	13	37	.351	8	30	.267	7	12	.583	2	11	13	0.5	21	21	18	1	9		41	1.6
2019-20*	2	0	22	11.0	0	5	.000	0	4	.000	0	0	.000	0	6	6	3.0	5	1	2	0	2		0	0.0
2020-21	18	18	554	30.8	46	115	.400	27	68	.397	14	19	.737	6	32	38	2.1	30	65	50	1	25		133	7.4
TOTAL	**18**	**18**	**554**	**30.8**	**46**	**115**	**.400**	**27**	**68**	**.397**	**14**	**19**	**.737**	**6**	**32**	**38**	**2.1**	**30**	**65**	**50**	**1**	**25**		**133**	**7.4**
TOTAL	**46**	**18**	**773**	**16.8**	**59**	**157**	**.376**	**35**	**102**	**.343**	**21**	**31**	**.677**	**8**	**49**	**57**	**1.2**	**56**	**87**	**70**	**2**	**36**		**174**	**3.8**

*Played 2018-19 and 2019-20 seasons at Louisville

PLAYER **SUMMARIES**

10 RAEGAN JOHNSON

So. | F | 6-2 | Martin, Tenn. | Westview HS

SEASON HIGHS

Points	5 vs. Morehead State (2/18/21)
FG Made	2, 2x, vs. Morehead State (2/18/21)
FG Att.	4, 2x, vs. Morehead State (2/18/21)
3PG Made	N/A
3FG Att.	N/A
FT Made	3 at Tennessee State (1/7/21)
FT Att.	4 at Tennessee State (1/7/21)
Rebounds	3 at #5 Louisville (12/8/20)
Assists	2 at Tennessee State (1/7/21)
Steals	1, 3x, vs. Eastern Kentucky (2/20/21)
Blocks	N/A
Minutes	10 vs. SIUE (1/30/21)

CAREER HIGHS

Points	5 vs. Morehead State (2/18/21)
FG Made	2, 5x, vs. Morehead State (2/18/21)
FG Att.	4, 3x, vs. Morehead State (2/18/21)
3PG Made	N/A
3FG Att.	N/A
FT Made	3 at Tennessee State (1/7/21)
FT Att.	4 at Tennessee State (1/7/21)
Rebounds	4, 2x, last vs. Murray State (3/4/20)
Assists	2, 2x, at Tennessee State (1/7/21)
Steals	1, 5x, vs. Eastern Kentucky (2/20/21)
Blocks	N/A
Minutes	11 vs. Jacksonville State (2/8/20)

MISCELLANEOUS CAREER STATISTICS

Games Played	34	**Double-Doubles**	0
Games Started	0	**10+ Points**	0
Led Team In Scoring	0	**20+ Points**	0
Led Team In Rebounding	0	**5+ Rebounds**	0
Led Team In Assists	0	**10+ Rebounds**	0
Led Team In Steals	0	**5+ Assists**	0
Led Team In Blocks	0	**3+ Steals**	0

JOHNSON GAME-BY-GAME STATISTICS

Date	Opp	GS	Min	FG	3FG	FT	O-D-R	PF	A	TO	S	B	PTS
D6	at #5LOU		6	2-2	0-0	0-0	0-3-3	3	0	1	0	0	4
D8	at SAM	-	-	-	-	DNP	-	-	-	-	-	-	-
D18	at SEMO*	-	-	-	-	DNP	-	-	-	-	-	-	-
D30	at JSU*		4	0-2	0-0	1-2	1-0-1	1	0	0	0	0	1
J5	at #2LOU*		2	0-1	0-0	0-0	0-0-0	0	0	0	0	0	0
J7	at TSU*		7	0-0	0-0	3-4	1-1-2	0	2	1	0	0	3
J14	AP*		0+	0-0	0-0	0-0	0-0-0	0	0	0	0	0	0
J16	MUR*		1	0-0	0-0	0-0	0-0-0	0	0	0	0	0	0
J21	at EKU*		3	0-0	0-0	0-0	0-0-0	1	0	0	1	0	0
J23	at MOR*	-	-	-	-	DNP	-	-	-	-	-	-	-
J26	BEL*	-	-	-	-	DNP	-	-	-	-	-	-	-
J28	EIU*		2	0-0	0-0	2-2	0-0-0	0	0	0	0	0	2
J30	SIUE*		10	1-4	0-0	1-2	0-0-0	3	1	1	1	0	3
F1	SEMO*		0+	0-0	0-0	0-0	0-0-0	0	0	0	0	0	0
F4	JSU*		3	0-1	0-0	0-0	0-0-0	0	0	0	1	0	0
F6	TTU*		0+	0-0	0-0	0-0	0-0-0	0	0	0	0	0	0
F11	at AP*	-	-	-	-	DNP	-	-	-	-	-	-	-
F13	at MUR*	-	-	-	-	DNP	-	-	-	-	-	-	-
F16	at BEL*		7	2-4	0-0	1-3	0-0-0	0	1	0	0	0	5
F18	MOR*		2	0-0	0-0	2-2	0-0-0	1	0	0	1	0	2
F20	EKU*	-	-	-	-	-	-	-	-	-	-	-	-
F25	at SIUE*	-	-	-	-	-	-	-	-	-	-	-	-
F27	at EIU*	-	-	-	-	-	-	-	-	-	-	-	-
M3	OVC	-	-	-	-	-	-	-	-	-	-	-	-
M4	OVC	-	-	-	-	-	-	-	-	-	-	-	-
M5	OVC	-	-	-	-	-	-	-	-	-	-	-	-
M6	OVC	-	-	-	-	-	-	-	-	-	-	-	-
		-	-	-	-	-	-	-	-	-	-	-	-

JOHNSON CAREER STATISTICS

				Total			3-Point			F-Throw			Rebounds										Scoring	
Year	GP	GS	Min	Avg	FG	FGA	Pct	FG	FGA	Pct	FT	FTA	Pct	Off	Def	Tot	Avg	PF	Ast	TO	Blk	Stl	Pts	Avg
2019-20	20	0	77	3.9	7	19	.368	0	0	.000	2	4	.500	7	16	23	1.2	8	3	6	0	3	16	0.8
2020-21	13	0	45	3.5	5	14	.357	0	0	.000	8	13	.615	2	4	6	0.5	8	4	4	0	2	18	1.4
TOTAL	**33**	**0**	**122**	**3.7**	**12**	**33**	**.364**	**0**	**0**	**.000**	**10**	**17**	**.588**	**9**	**20**	**29**	**0.9**	**16**	**7**	**10**	**0**	**5**	**34**	**1.0**

11 DASIA YOUNG

So. | F | 5-11 | Jonesboro, Ark. | Nettleton HS

SEASON HIGHS

Points	25 vs. Southeast Missouri (2/1/21)
FG Made	10 at Morehead State (1/23/21)
FG Att.	15 vs. Tennessee Tech (2/6/21)
3PG Made	2 at #5 Louisville (12/6/20)
3FG Att.	3, 3x, at Eastern Kentucky (1/21/21)
FT Made	7 vs. Southeast Missouri (2/1/21)
FT Att.	9 vs. Morehead State (2/18/21)
Rebounds	13 vs. Jacksonville State (2/4/21)
Assists	4 at Tennessee State (1/7/21)
Steals	4 vs. Eastern Illinois (1/28/21)
Blocks	2 at Morehead State (1/23/21)
Minutes	38 vs. Eastern Illinois (1/28/21))

CAREER HIGHS

Points	25 vs. Southeast Missouri (2/1/21)
FG Made	10 at Morehead State (1/23/21)
FG Att.	15 vs. Tennessee Tech (2/6/21)
3PG Made	2, 2x, at #5 Louisville (12/6/20)
3FG Att.	4 vs. Murray State (3/4/20)
FT Made	7 vs. Southeast Missouri (2/1/21)
FT Att.	9 vs. Morehead State (2/18/21)
Rebounds	13 vs. Jacksonville State (2/4/21)
Assists	6, 2x, last vs. Eastern Illinois (3/6/20)
Steals	4 vs. Eastern Illinois (1/28/21)
Blocks	2 at Morehead State (1/23/21)
Minutes	38, 2x, vs. Eastern Illinois (1/28/21)

MISCELLANEOUS CAREER STATISTICS

Games Played	51	**Double-Doubles**	2
Games Started	40	**10+ Points**	20
Led Team In Scoring	3	**20+ Points**	2
Led Team In Rebounding	6	**5+ Rebounds**	20
Led Team In Assists	4	**10+ Rebounds**	2
Led Team In Steals	7	**5+ Assists**	2
Led Team In Blocks	1	**3+ Steals**	1

YOUNG GAME-BY-GAME STATISTICS

Date	Opp	GS	Min	FG	3FG	FT	O-D-R	PF	A	TO	S	B	PTS
D6	at #5LOU	*	36	4-7	2-3	2-4	0-5-5	4	2	0	0	0	12
D8	at SAM	*	32	2-6	0-3	1-3	1-4-5	3	3	3	0	1	5
D18	at SEMO*	*	33	2-8	0-0	0-0	5-4-9	2	3	0	0	1	4
D30	at JSU*	*	29	4-9	1-3	1-2	1-3-4	2	1	2	1	0	10
J5	at #2LOU*	*	13	2-3	1-1	0-0	0-2-2	2	1	0	0	0	5
J7	at TSU*	*	24	1-3	1-2	2-2	2-4-6	1	4	3	2	0	5
J14	AP*	*	27	1-4	0-2	1-2	2-7-9	4	3	2	1	0	3
J16	MUR*	*	37	5-10	0-1	0-0	3-2-5	2	3	1	1	0	10
J21	at EKU*	*	36	2-11	1-3	3-4	3-1-4	4	3	5	2	0	8
J23	at MOR*	*	27	10-14	0-2	2-2	1-4-5	4	2	1	1	2	22
J26	BEL*	*	40	3-8	1-3	1-2	1-4-5	2	2	2	0	0	8
J28	EIU*	*	38	6-11	1-2	3-3	1-3-4	3	3	1	4	0	16
J30	SIUE*	*	14	3-5	0-0	0-2	1-3-4	1	2	0	2	1	6
F1	SEMO*	*	38	9-14	0-0	7-8	3-3-6	3	1	3	1	0	25
F4	JSU*	*	31	4-8	0-0	3-5	3-10-13	2	2	3	0	1	11
F6	TTU*	*	35	7-14	0-2	3-4	2-7-9	3	0	6	0	0	17
F11	at AP*	*	40	4-9	0-0	8-10	3-4-7	3	0	3	1	0	16
F13	at MUR*	*	23	4-7	0-0	3-3	2-2-4	3	2	1	2	0	11
F16	at BEL*	*	29	6-8	0-0	6-9	4-8-12	1	2	5	2	1	18
F18	MOR*	*	29	5-9	0-0	1-1	1-1-2	3	2	3	2	0	11
F20	EKU*	-	-	-	-	-	-	-	-	-	-	-	-
F25	at SIUE*	-	-	-	-	-	-	-	-	-	-	-	-
F27	at EIU*	-	-	-	-	-	-	-	-	-	-	-	-
M3	OVC	-	-	-	-	-	-	-	-	-	-	-	-
M4	OVC	-	-	-	-	-	-	-	-	-	-	-	-
M5	OVC	-	-	-	-	-	-	-	-	-	-	-	-
M6	OVC	-	-	-	-	-	-	-	-	-	-	-	-
		-	-	-	-	-	-	-	-	-	-	-	-

YOUNG CAREER STATISTICS

				Total			3-Point			F-Throw			Rebounds										Scoring	
Year	GP	GS	Min	Avg	FG	FGA	Pct	FG	FGA	Pct	FT	FTA	Pct	Off	Def	Tot	Avg	PF	Ast	TO	Blk	Stl	Pts	Avg
2019-20	31	20	718	23.2	71	169	.420	14	40	.350	37	59	.627	49	43	92	3.0	85	45	44	6	21	193	6.2
2020-21	19	19	580	30.5	79	159	.497	8	27	.296	46	65	.708	38	80	118	6.2	49	39	41	7	20	212	11.2
TOTAL	**50**	**39**	**1298**	**26.0**	**150**	**328**	**.457**	**22**	**67**	**.328**	**83**	**124**	**.669**	**87**	**123**	**210**	**4.2**	**134**	**84**	**85**	**13**	**41**	**405**	**8.1**

PLAYER **SUMMARIES**

13 DEMI BURDICK

Sr. | F | 6-2 | Marshall, Ill | Marshall HS

SEASON HIGHS

Points	10 at Murray State (2/13/21)
FG Made	4, 2x, at Murray State (2/13/21)
FG Att.	8 vs. Morehead State (2/18/21)
3PG Made	1 vs. Morehead State (2/18/21)
3FG Att.	1, 2x, vs. Morehead State (2/18/21)
FT Made	4 at Austin Peay (2/12/21)
FT Att.	4 at Austin Peay (2/12/21)
Rebounds	11 vs. Morehead State (2/18/21)
Assists	3, 2x, vs. Eastern Kentucky (2/20/21)
Steals	3 vs. Morehead State (2/18/21)
Blocks	4 vs. Morehead State (2/18/21)
Minutes	23 vs. Morehead State (2/18/21)

CAREER HIGHS

Points	14 vs. Murray State (3/4/20)
FG Made	6 vs. Murray State (3/4/20)
FG Att.	8, 2x, vs. Morehead State (2/18/21)
3PG Made	2, 2x, last at Illinois State (11/30/19
3FG Att.	4 at Northwestern (11/25/18)
FT Made	7 vs. Austin Peay (1/18/20)
FT Att.	8 vs. Austin Peay (1/18/20)
Rebounds	11 vs. Morehead State (2/18/21)
Assists	4 at Murray State (1/2/20)
Steals	3 vs. Murray State (3/4/20)
Blocks	4 vs. Morehead State (2/18/21)
Minutes	30 vs. Belmont (3/9/20)

MISCELLANEOUS CAREER STATISTICS

Games Played	94	**Double-Doubles**	0
Games Started	17	**10+ Points**	5
Led Team In Scoring	0	**20+ Points**	0
Led Team In Rebounding	3	**5+ Rebounds**	17
Led Team In Assists	3	**10+ Rebounds**	1
Led Team In Steals	3	**5+ Assists**	1
Led Team In Blocks	8	**3+ Steals**	2

BURDICK GAME-BY-GAME STATISTICS

Date	Opp	GS	Min	FG	3FG	FT	O-D-R	PF	A	TO	S	B	PTS
D6	at #5LOU		12	0-1	0-1	0-0	0-2-2	1	0	1	0	0	0
D8	at SAM		18	2-3	0-0	0-0	3-2-5	0	2	1	0	0	4
D18	at SEMO*		8	2-5	0-0	0-0	0-1-1	1	0	0	0	0	4
D30	at JSU*		16	1-4	0-0	0-0	0-4-4	0	0	1	0	1	2
J5	at #2LOU*		10	0-1	0-1	0-0	0-1-1	1	1	1	0	0	0
J7	at TSU*		15	3-6	0-0	0-0	0-2-2	0	1	2	0	0	6
J14	AP*	-	-	-	-	DNP	-	-	-	-	-	-	-
J16	MUR*	-	-	-	-	DNP	-	-	-	-	-	-	-
J21	at EKU*		12	3-7	0-0	0-0	0-4-4	1	2	2	0	1	6
J23	at MOR*		10	0-4	0-1	0-0	0-1-1	1	2	1	2	0	0
J26	BEL*		3	0-0	0-0	0-0	0-0-0	1	0	0	0	0	0
J28	EIU*		14	3-6	0-0	1-2	1-3-4	0	0	0	0	0	7
J30	SIUE*		21	4-6	0-0	0-0	1-5-6	1	0	1	0	0	8
F1	SEMO*		13	0-1	0-1	0-0	0-2-2	4	1	0	0	0	0
F4	JSU*		9	2-2	0-0	0-0	1-2-3	2	0	0	0	1	0
F6	TTU*		12	2-3	0-0	0-0	1-2-3	0	1	2	0	1	4
F11	at AP*		18	2-4	0-0	4-4	2-5-7	1	1	3	0	1	8
F13	at MUR*		14	4-6	0-0	2-2	2-2-4	2	3	0	1	0	10
F16	at BEL*		23	2-8	1-1	0-0	2-9-11	3	2	3	3	4	5
F18	MOR*		16	2-5	0-0	0-0	1-2-3	0	3	0	2	0	4
F20	EKU*	-	-	-	-	-	-	-	-	-	-	-	-
F25	at SIUE*	-	-	-	-	-	-	-	-	-	-	-	-
F27	at EIU*	-	-	-	-	-	-	-	-	-	-	-	-
M3	OVC	-	-	-	-	-	-	-	-	-	-	-	-
M4	OVC	-	-	-	-	-	-	-	-	-	-	-	-
M5	OVC	-	-	-	-	-	-	-	-	-	-	-	-
M6	OVC	-	-	-	-	-	-	-	-	-	-	-	-
		-	-	-	-	-	-	-	-	-	-	-	-

BURDICK CAREER STATISTICS

					Total			3-Point			F-Throw			Rebounds										Scoring	
Year	GP	GS	Min	Avg	FG	FGA	Pct	FG	FGA	Pct	FT	FTA	Pct	Off	Def	Tot	Avg	PF	Ast	TO	Blk	Stl		Pts	Avg
2017-18	22	1	97	4.4	10	24	.417	1	4	.250	2	8	.250	6	11	17	0.8	15	3	9	3	4		23	1.0
2018-19	27	0	226	8.4	32	74	.432	4	23	.174	9	16	.563	27	43	70	2.6	35	16	14	11	11		77	2.9
2019-20	27	16	419	15.5	49	105	.467	6	24	.250	17	22	.773	22	61	83	3.1	42	26	29	17	13		121	4.5
2020-21	17	0	229	13.5	30	67	.448	1	5	.200	7	8	.875	13	47	60	3.5	19	16	18	8	7		68	4.0
TOTAL	**93**	**17**	**971**	**10.4**	**121**	**270**	**.448**	**12**	**56**	**.214**	**35**	**54**	**.648**	**68**	**162**	**230**	**2.5**	**111**	**61**	**70**	**39**	**35**		**289**	**3.1**

14 ZAIRE HICKS

R-Jr. | G | 5-7 | Memphis, Tenn. | White Station HS

SEASON HIGHS

Points	12 vs. Eastern Kentucky (2/20/21)
FG Made	4, 2x, vs. Eastern Kentucky (2/20/21)
FG Att.	8 at Jacksonville State (12/30/20)
3PG Made	3 vs. Eastern Kentucky (2/20/21)
3FG Att.	4 vs. Eastern Kentucky (2/20/21)
FT Made	1, 2x, vs. Eastern Kentucky (2/20/21)
FT Att.	2, 2x, vs. Eastern Kentucky (2/20/21)
Rebounds	3, 2x, vs. Eastern Kentucky (2/20/21)
Assists	3 vs. Murray State (1/16/21)
Steals	1, 4x, vs. Morehead State (2/18/21)
Blocks	1 at Jacksonville State (12/30/20)
Minutes	18 vs. Murray State (1/16/21)

CAREER HIGHS

Points	19, 2x, last vs. Murray State (3/7/19)
FG Made	7, 2x, last vs. Murray State (3/7/19)
FG Att.	17 vs. Jacksonville State (2/7/19)
3PG Made	4 vs. Samford (11/6/18)
3FG Att.	9 at Eastern Kentucky (1/17/19)
FT Made	6 vs. Tennessee State (3/2/19)
FT Att.	9 at Southeast Missouri (2/24/18)
Rebounds	7 vs. Murray State (3/7/19)
Assists	6, 2x, last vs. Murray State (3/7/19)
Steals	4, 2x, last at Austin peay (2/23/19)
Blocks	1, 4x, at Jacksonville State (12/30/20)
Minutes	39 vs. Morehead State (3/8/19)

MISCELLANEOUS CAREER STATISTICS

Games Played	74	**Double-Doubles**	0
Games Started	35	**10+ Points**	19
Led Team In Scoring	4	**20+ Points**	0
Led Team In Rebounding	1	**5+ Rebounds**	4
Led Team In Assists	10	**10+ Rebounds**	0
Led Team In Steals	12	**5+ Assists**	4
Led Team In Blocks	2	**3+ Steals**	8

HICKS GAME-BY-GAME STATISTICS

Date	Opp	GS	Min	FG	3FG	FT	O-D-R	PF	A	TO	S	B	PTS
D6	at #5LOU	-	-	-	-	DNP	-	-	-	-	-	-	-
D8	at SAM	-	-	-	-	DNP	-	-	-	-	-	-	-
D18	at SEMO*		5	1-1	0-0	0-0	0-0-0	1	0	0	1	0	2
D30	at JSU*		14	4-8	1-3	0-0	0-0-0	1	0	2	1	1	9
J5	at #2LOU*		16	3-5	0-1	1-2	0-1-1	1	0	1	0	0	7
J7	at TSU*		10	0-4	0-3	0-0	0-0-0	0	0	0	1	0	0
J14	AP*		17	2-4	1-1	0-0	2-0-2	4	2	2	0	0	5
J16	MUR*		18	0-0	0-0	0-0	0-3-3	2	3	1	0	0	0
J21	at EKU*	-	-	-	-	DNP	-	-	-	-	-	-	-
J23	at MOR*	-	-	-	-	DNP	-	-	-	-	-	-	-
J26	BEL*	-	-	-	-	DNP	-	-	-	-	-	-	-
J28	EIU*	-	-	-	-	DNP	-	-	-	-	-	-	-
J30	SIUE*	-	-	-	-	DNP	-	-	-	-	-	-	-
F1	SEMO*	-	-	-	-	DNP	-	-	-	-	-	-	-
F4	JSU*	-	-	-	-	DNP	-	-	-	-	-	-	-
F6	TTU*	-	-	-	-	DNP	-	-	-	-	-	-	-
F11	at AP*	-	-	-	-	DNP	-	-	-	-	-	-	-
F13	at MUR*	-	-	-	-	DNP	-	-	-	-	-	-	-
F16	at BEL*		9	0-1	0-0	0-0	1-0-1	2	1	0	1	0	0
F18	MOR*		15	4-7	3-4	1-1	0-3-3	1	0	0	0	0	12
F20	EKU*	-	-	-	-	-	-	-	-	-	-	-	-
F25	at SIUE*	-	-	-	-	-	-	-	-	-	-	-	-
F27	at EIU*	-	-	-	-	-	-	-	-	-	-	-	-
M3	OVC	-	-	-	-	-	-	-	-	-	-	-	-
M4	OVC	-	-	-	-	-	-	-	-	-	-	-	-
M5	OVC	-	-	-	-	-	-	-	-	-	-	-	-
M6	OVC	-	-	-	-	-	-	-	-	-	-	-	-
		-	-	-	-	-	-	-	-	-	-	-	-

HICKS CAREER STATISTICS

					Total			3-Point			F-Throw			Rebounds										Scoring	
Year	GP	GS	Min	Avg	FG	FGA	Pct	FG	FGA	Pct	FT	FTA	Pct	Off	Def	Tot	Avg	PF	Ast	TO	Blk	Stl		Pts	Avg
2017-18	32	1	344	10.8	28	85	.329	14	40	.350	23	37	.622	15	28	43	1.3	36	29	23	1	24		93	2.9
2018-19	32	31	816	25.5	100	286	.350	41	132	.311	35	45	.778	25	46	71	2.2	63	77	43	2	45		276	8.6
2019-20	2	2	64	32.0	7	18	.389	2	10	.200	3	5	.600	2	3	5	2.5	7	4	4	0	3		19	9.5
2020-21	7	0	89	12.7	10	23	.435	2	8	.250	1	2	.500	3	4	7	1.0	12	6	6	1	4		23	3.3
TOTAL	**73**	**34**	**1313**	**18.0**	**145**	**412**	**.352**	**59**	**190**	**.311**	**62**	**89**	**.697**	**45**	**81**	**126**	**1.7**	**118**	**116**	**76**	**4**	**76**		**411**	**5.6**

PLAYER **SUMMARIES**

20 CHELSEY PERRY

Sr. | F | 6-2 | Middleton, Tenn. | Middleton HS

SEASON HIGHS

Points	36 vs. Murray State (1/16/21)
FG Made	14, 2x, vs. Murray State (1/16/21)
FG Att.	31 vs. Murray State (1/16/21)
3PG Made	3, 3x, at Tennessee State (1/7/21)
3FG Att.	7, 2x, vs. Murray State (1/16/21)
FT Made	15 vs. Austin Peay (1/14/21)
FT Att.	18 vs. Austin Peay (1/14/21)
Rebounds	11, 4x, at Morehead State (1/23/21)
Assists	4, 2x, vs. Belmont (1/26/21)
Steals	4 at Tennessee State (1/7/21)
Blocks	6 at Morehead State (1/23/21)
Minutes	40, 2x, vs. Murray State (1/16/21)

CAREER HIGHS

Points	42 vs. Lipscomb (12/16/19)
FG Made	17 vs. Lipscomb (12/16/19)
FG Att.	31 vs. Murray State (1/16/21)
3PG Made	5 vs. Tennessee Tech (2/9/19)
3FG Att.	10 at Southeast Missouri (2/13/20)
FT Made	15 vs. Austin Peay (1/14/21)
FT Att.	18 vs. Austin Peay (1/14/21)
Rebounds	14 at Austin Peay (1/4/20)
Assists	6 vs. Southeast Missouri (2/29/20)
Steals	5, 2x, last at Southeast Missouri (2/13/20)
Blocks	8 vs. IUPUI (11/25/19)
Minutes	44 vs. #6 Louisville (12/19/19)

MISCELLANEOUS CAREER STATISTICS

Games Played	113	**Double-Doubles**			16
Games Started	110	**10+ Points**			82
Led Team In Scoring	58	**20+ Points**	39	**30+ Points**	13
Led Team In Rebounding	51	**5+ Rebounds**			80
Led Team In Assists	9	**10+ Rebounds**			19
Led Team In Steals	27	**3+ Steals**			31
Led Team In Blocks	79	**3+ Blocks**			37

PERRY GAME-BY-GAME STATISTICS

Date	Opp	GS	Min	FG	3FG	FT	O-D-R	PF	A	TO	S	B	PTS
D6	at #5LOU	*	29	8-19	3-7	7-8	0-4-4	4	2	1	1	2	26
D8	at SAM	*	40	14-22	3-5	0-0	3-8-11	2	1	2	3	2	31
D18	at SEMO*	*	39	9-17	2-4	8-10	1-6-7	4	3	4	1	0	28
D30	at JSU*	*	34	9-18	1-2	4-6	6-4-10	4	1	3	0	0	23
J5	at #2LOU*	*	38	9-18	1-4	7-0	3-7-10	4	0	4	0	1	26
J7	at TSU*	*	23	13-18	3-4	3-3	1-6-7	2	0	1	4	1	32
J14	AP*	*	39	8-16	1-2	15-18	0-11-11	0	1	3	1	2	32
J16	MUR*	*	40	14-31	1-7	7-8	1-10-11	2	1	3	1	4	36
J21	at EKU*	*	34	8-12	2-3	4-6	1-7-8	3	4	0	2	2	22
J23	at MOR*	*	37	8-17	0-2	12-14	2-9-11	2	3	1	2	6	28
J26	BEL*	*	40	7-14	2-4	8-9	1-4-5	2	4	1	1	4	24
J28	EIU*	*	38	7-17	4-10	1-1	1-5-6	2	5	1	1	1	19
J30	SIUE*	*	8	3-6	0-0	1-1	1-2-3	0	1	1	0	0	7
F1	SEMO*	-	-	-	-	DNP	-	-	-	-	-	-	-
F4	JSU*	-	-	-	-	DNP	-	-	-	-	-	-	-
F6	TTU*	-	-	-	-	DNP	-	-	-	-	-	-	-
F11	at AP*	-	-	-	-	DNP	-	-	-	-	-	-	-
F13	at MUR*		24	9-19	0-1	0-0	3-3-6	3	1	2	0	1	18
F16	at BEL*	*	11	2-4	1-2	0-0	0-1-1	1	2	2	1	1	5
F18	MOR*	-	-	-	-	DNP	-	-	-	-	-	-	-
F20	EKU*	-	-	-	-	-	-	-	-	-	-	-	-
F25	at SIUE*	-	-	-	-	-	-	-	-	-	-	-	-
F27	at EIU*	-	-	-	-	-	-	-	-	-	-	-	-
M3	OVC	-	-	-	-	-	-	-	-	-	-	-	-
M4	OVC	-	-	-	-	-	-	-	-	-	-	-	-
M5	OVC	-	-	-	-	-	-	-	-	-	-	-	-
M6	OVC	-	-	-	-	-	-	-	-	-	-	-	-
		-	-	-	-	-	-	-	-	-	-	-	-

PERRY CAREER STATISTICS

					Total			3-Point			F-Throw			Rebounds									Scoring	
Year	GP	GS	Min	Avg	FG	FGA	Pct	FG	FGA	Pct	FT	FTA	Pct	Off	Def	Tot	Avg	PF	Ast	TO	Blk	Stl	Pts	Avg
2017-18	34	33	896	26.4	137	325	.422	16	50	.320	91	105	.867	75	119	194	5.7	104	41	70	38	43	381	11.2
2018-19	32	31	787	24.6	146	325	.449	31	89	.348	61	78	.782	50	127	177	5.5	113	43	61	71	37	384	12.0
2019-20	32	32	1095	34.2	286	570	.502	47	122	.385	121	141	.858	54	200	254	7.9	96	64	83	86	52	740	23.1
2020-21	15	14	475	31.7	128	248	.516	24	57	.421	77	94	.819	24	87	111	7.4	35	29	29	27	18	357	23.8
TOTAL	**113**	**110**	**3253**	**28.8**	**697**	**1468**	**.475**	**118**	**318**	**.371**	**350**	**418**	**.837**	**203**	**533**	**736**	**6.5**	**348**	**177**	**243**	**222**	**150**	**1862**	**16.5**

21 MADDIE WALDROP

Sr. | F | 6-2 | Murray, Ky. | Murray HS

SEASON HIGHS

Points	22 vs. Tennessee Tech (2/6/21)
FG Made	7 vs. Tennessee Tech (2/6/21)
FG Att.	12 vs. Belmont (1/26/21)
3PG Made	4 vs. Austin Peay (1/14/21)
3FG Att.	4, 2x, vs. Eastern Kentucky (2/20/21)
FT Made	5, 2x, vs. Tennessee Tech (2/6/21)
FT Att.	7 vs. Austin Peay (1/14/21)
Rebounds	13 vs. SIUE (1/30/21)
Assists	5, 2x, at Eastern Kentucky (1/21/21)
Steals	2, 3x, vs. Tennessee Tech (2/6/21)
Blocks	4, 2x, vs. Eastern Kentucky (2/20/21)
Minutes	40 at Murray State (2/13/21)

CAREER HIGHS

Points	26 at Morehead State (2/1/20)
FG Made	10 at Morehead State (2/1/20)
FG Att.	16 at Austin Peay (1/4/20)
3PG Made	4 vs. Austin Peay (1/14/21)
3FG Att.	8 at Belmont (2/2/19)
FT Made	10, 2x, last at Southern Illinois (12/3/19)
FT Att.	15 at Tennessee State (1/31/19)
Rebounds	16 vs. Tennessee State (3/2/19)
Assists	6, 3x, last vs. Eastern Illinois (3/6/20)
Steals	4, 3x, last at Austin Peay (1/4/20)
Blocks	4, 4x, vs. Eastern Kentucky (2/20/21)
Minutes	41 vs. #6 Louisville (12/19/20)

MISCELLANEOUS CAREER STATISTICS

Games Played	114	**Double-Doubles**	13
Games Started	81	**10+ Points**	41
Led Team In Scoring	7	**20+ Points**	9
Led Team In Rebounding	43	**5+ Rebounds**	80
Led Team In Assists	16	**10+ Rebounds**	21
Led Team In Steals	10	**5+ Assists**	7
Led Team In Blocks	27	**3+ Blocks**	7

WALDROP GAME-BY-GAME STATISTICS

Date	Opp	GS	Min	FG	3FG	FT	O-D-R	PF	A	TO	S	B	PTS
D6	at #5LOU	*	33	3-6	0-3	2-3	2-6-8	3	1	2	0	0	8
D8	at SAM	*	25	2-5	0-0	0-2	1-5-6	4	5	1	2	1	4
D18	at SEMO*	*	27	2-8	0-0	2-4	0-7-7	2	1	2	0	1	6
D30	at JSU*	*	14	1-2	1-1	0-0	0-0-0	0	0	1	0	0	3
J5	at #2LOU*	*	28	0-2	0-2	0-0	1-5-6	3	1	1	0	1	0
J7	at TSU*	*	24	1-4	0-2	0-0	3-3-6	1	4	1	0	1	4
J14	AP*	*	33	6-9	4-4	5-7	1-5-6	1	2	0	1	0	21
J16	MUR*	*	30	5-8	0-2	2-3	0-6-6	3	3	0	0	0	12
J21	at EKU*	*	30	4-7	1-4	0-0	0-6-6	0	5	1	0	1	9
J23	at MOR*	*	18	1-3	1-3	0-0	0-3-3	5	3	0	0	0	3
J26	BEL*	*	29	5-12	0-1	1-2	2-8-10	1	2	1	1	0	11
J28	EIU*	*	25	5-8	0-2	0-0	0-1-1	4	1	2	0	0	10
J30	SIUE*	*	26	4-7	0-1	0-0	1-12-13	3	4	2	1	1	8
F1	SEMO*	*	29	5-7	1-2	2-3	1-2-3	4	1	1	2	0	13
F4	JSU*	*	28	5-8	0-1	0-0	1-4-5	2	3	3	0	4	10
F6	TTU*	*	38	7-9	3-3	5-6	2-6-8	2	2	1	2	1	22
F11	at AP*	*	38	4-8	0-0	1-3	1-3-4	3	1	2	0	2	9
F13	at MUR*	*	40	2-9	0-3	0-0	1-7-8	2	1	1	0	3	4
F16	at BEL*	-	-	-	-	DNP	-	-	-	-	-	-	-
F18	MOR*	*	27	4-11	1-4	3-4	3-8-11	4	3	1	0	4	12
F20	EKU*	-	-	-	-	-	-	-	-	-	-	-	-
F25	at SIUE*	-	-	-	-	-	-	-	-	-	-	-	-
F27	at EIU*	-	-	-	-	-	-	-	-	-	-	-	-
M3	OVC	-	-	-	-	-	-	-	-	-	-	-	-
M4	OVC	-	-	-	-	-	-	-	-	-	-	-	-
M5	OVC	-	-	-	-	-	-	-	-	-	-	-	-
M6	OVC	-	-	-	-	-	-	-	-	-	-	-	-
		-	-	-	-	-	-	-	-	-	-	-	-

WALDROP CAREER STATISTICS

					Total			3-Point			F-Throw			Rebounds									Scoring	
Year	GP	GS	Min	Avg	FG	FGA	Pct	FG	FGA	Pct	FT	FTA	Pct	Off	Def	Tot	Avg	PF	Ast	TO	Blk	Stl	Pts	Avg
2017-18	34	3	738	21.7	68	146	.466	15	49	.306	44	56	.786	51	136	187	5.5	91	39	51	19	17	195	5.7
2018-19	32	31	830	25.9	76	192	.396	17	58	.293	87	116	.750	80	154	234	7.3	81	46	51	22	29	256	8.0
2019-20	29	28	928	32.0	126	259	.486	19	60	.317	98	138	.710	57	170	227	7.8	73	78	63	22	32	369	12.7
2020-21	18	18	515	28.6	62	122	.508	11	34	.324	20	33	.606	17	89	106	5.9	43	40	22	15	10	155	8.6
TOTAL	**113**	**80**	**3011**	**26.6**	**332**	**719**	**.462**	**62**	**201**	**.308**	**249**	**343**	**.726**	**205**	**549**	**754**	**6.7**	**288**	**203**	**187**	**78**	**88**	**975**	**8.6**

PLAYER **SUMMARIES**

22 DAMIAH GRIFFIN

R-Jr. | F | 6-0 | Memphis, Tenn. | White Station HS

SEASON HIGHS

Points	11, 2x, vs. Jacksonville State (2/4/21)
FG Made	5 vs. Jacksonville State (2/4/21)
FG Att.	10 vs. Jacksonville State (2/4/21)
3PG Made	1 vs. Southeast Missouri (2/1/21)
3FG Att.	2 vs. Southeast Missouri (2/1/21)
FT Made	3 vs. Eastern Kentucky (2/20/21)
FT Att.	3, 2x, vs. Eastern Kentucky (2/20/21)
Rebounds	6, 2x, vs. Morehead State (2/18/21)
Assists	2, 3x, vs. Tennessee Tech (2/6/21)
Steals	2, 5x, vs. Eastern Kentucky (2/20/21)
Blocks	1, 3x, vs. Morehead State (2/18/21)
Minutes	19 vs. Jacksonville State (2/4/21)

CAREER HIGHS

Points	25 vs. #6 Louisville (12/19/19)
FG Made	9 vs. Chattanooga (12/8/19)
FG Att.	19 vs. Chattanooga (12/8/19)
3PG Made	3 at Murray State (1/2/20)
3FG Att.	5, 2x, last at Murray State (1/2/20)
FT Made	10 at #23 Gonzaga (11/14/19)
FT Att.	13 vs. #6 Louisville (12/19/19)
Rebounds	10 vs. #6 Louisville (12/19/19)
Assists	3, 5x, last vs. IUPUI (11/25/19)
Steals	5 vs. Christian Brothers (11/21/18)
Blocks	2 vs. Murray State (3/7/19)
Minutes	46 vs. #6 Louisville (12/19/19)

MISCELLANEOUS CAREER STATISTICS

Games Played	64	**Double-Doubles**	1
Games Started	22	**10+ Points**	22
Led Team In Scoring	6	**20+ Points**	1
Led Team In Rebounding	8	**5+ Rebounds**	21
Led Team In Assists	1	**10+ Rebounds**	1
Led Team In Steals	10	**5+ Assists**	0
Led Team In Blocks	7	**3+ Steals**	6

GRIFFIN GAME-BY-GAME STATISTICS

Date	Opp	GS	Min	FG	3FG	FT	O-D-R	PF	A	TO	S	B	PTS
D6	at #5LOU		12	0-0	0-0	0-0	0-2-2	0	1	2	0	0	0
D8	at SAM		6	4-4	0-0	0-0	0-0-0	0	0	1	0	0	8
D18	at SEMO*		9	1-2	0-0	0-0	0-1-1	1	0	0	0	0	2
D30	at JSU*		12	2-4	0-1	2-3	1-3-4	0	0	0	2	0	6
J5	at #2LOU*		9	0-1	0-0	0-0	0-1-1	0	1	0	0	0	0
J7	at TSU*		11	3-4	0-1	0-1	2-1-3	1	0	1	0	0	6
J14	AP*		8	0-0	0-0	0-0	0-2-2	1	0	0	0	0	0
J16	MUR*		2	0-0	0-0	0-0	0-0-0	0	0	0	0	0	0
J21	at EKU*		4	1-1	0-0	0-0	1-1-2	1	0	0	0	0	2
J23	at MOR*		9	2-2	0-0	0-0	1-0-1	1	0	0	1	1	4
J26	BEL*		8	4-6	0-0	0-1	1-2-3	0	0	1	0	0	8
J28	EIU*		2	0-0	0-0	0-0	0-0-0	0	0	0	0	0	0
J30	SIUE*		17	3-7	0-0	0-0	0-2-2	5	1	2	0	1	6
F1	SEMO*		18	4-8	1-2	2-2	1-5-6	2	2	0	2	0	11
F4	JSU*		19	5-10	0-1	1-1	3-2-5	0	2	4	1	1	11
F6	TTU*		16	1-5	0-1	0-0	0-1-1	1	2	0	2	0	2
F11	at AP*		11	1-2	0-1	2-2	0-0-0	1	1	1	2	0	4
F13	at MUR*		11	3-4	0-0	0-0	0-1-1	0	0	1	1	0	6
F16	at BEL*		18	2-5	0-0	1-2	1-5-6	0	1	0	0	1	5
F18	MOR*		9	2-4	0-0	3-3	0-0-0	3	0	0	2	0	7
F20	EKU*	-	-	-	-	-	-	-	-	-	-	-	-
F25	at SIUE*	-	-	-	-	-	-	-	-	-	-	-	-
F27	at EIU*	-	-	-	-	-	-	-	-	-	-	-	-
M3	OVC	-	-	-	-	-	-	-	-	-	-	-	-
M4	OVC	-	-	-	-	-	-	-	-	-	-	-	-
M5	OVC	-	-	-	-	-	-	-	-	-	-	-	-
M6	OVC	-	-	-	-	-	-	-	-	-	-	-	-
		-	-	-	-	-	-	-	-	-	-	-	-

GRIFFIN CAREER STATISTICS

					Total			3-Point			F-Throw			Rebounds										Scoring	
Year	GP	GS	Min	Avg	FG	FGA	Pct	FG	FGA	Pct	FT	FTA	Pct	Off	Def	Tot	Avg	PF	Ast	TO	Blk	Stl		Pts	Avg
2017-18	-	-	-	-	-	-	-	-	-	-	Redshirted			-	-	-	-	-	-	-	-	-		-	-
2018-19	32	10	517	16.2	102	209	.488	9	33	.273	47	63	.746	45	68	113	3.5	70	19	38	11	38		260	8.1
2019-20	12	12	345	28.8	50	132	.379	9	28	.321	35	43	.814	25	41	66	5.5	29	14	21	4	19		144	12.0
2020-21	19	0	201	10.6	36	65	.554	1	7	.143	8	12	.667	11	29	40	2.1	14	11	13	4	11		81	4.3
TOTAL	**63**	**22**	**1063**	**16.9**	**188**	**406**	**.463**	**19**	**68**	**.279**	**90**	**118**	**.763**	**81**	**138**	**219**	**3.5**	**113**	**44**	**72**	**19**	**68**		**485**	**7.7**

23 HAYLEY HARRISON

R-Fr. | G | 5-10 | Winchester, Ky. | George Rogers Clark HS

SEASON HIGHS

Points	14 vs. SIUE (1/30/21)
FG Made	4 vs. SIUE (1/30/21)
FG Att.	5, 2x, vs. Morehead State (2/18/21)
3PG Made	4 vs. SIUE (1/30/21)
3FG Att.	5 vs. SIUE (1/30/21)
FT Made	4 at #5 Louisville (12/6/20)
FT Att.	6 at #5 Louisville (12/6/20)
Rebounds	4 vs. SIUE (1/30/21)
Assists	2 vs. Morehead State (2/18/21)
Steals	1, 6x, at Austin Peay (2/12/21)
Blocks	2 at Tennessee State (1/7/21)
Minutes	26 at Samford (12/6/20)

CAREER HIGHS

Points	14 vs. SIUE (1/30/21)
FG Made	4 vs. SIUE (1/30/21)
FG Att.	5, 2x, vs. Morehead State (2/18/21)
3PG Made	4 vs. SIUE (1/30/21)
3FG Att.	5 vs. SIUE (1/30/21)
FT Made	4 at #5 Louisville (12/6/20)
FT Att.	6 at #5 Louisville (12/6/20)
Rebounds	4 vs. SIUE (1/30/21)
Assists	2 vs. Morehead State (2/18/21)
Steals	1, 5x, vs. Jacksonville State (2/4/21)
Blocks	2 at Tennessee State (1/7/21)
Minutes	26 at Samford (12/6/20)

MISCELLANEOUS CAREER STATISTICS

Games Played	17	**Double-Doubles**	0
Games Started	3	**10+ Points**	2
Led Team In Scoring	1	**20+ Points**	0
Led Team In Rebounding	0	**5+ Rebounds**	0
Led Team In Assists	0	**10+ Rebounds**	0
Led Team In Steals	2	**5+ Assists**	0
Led Team In Blocks	2	**3+ Steals**	0

HARRISON GAME-BY-GAME STATISTICS

Date	Opp	GS	Min	FG	3FG	FT	O-D-R	PF	A	TO	S	B	PTS
D6	at #5LOU	*	18	2-4	2-2	4-6	1-1-2	2	0	2	1	0	10
D8	at SAM	*	26	1-4	0-1	2-2	0-1-1	3	1	3	0	0	4
D18	at SEMO*	*	19	2-2	1-1	0-0	0-3-3	1	1	4	1	0	5
D30	at JSU*		11	0-1	0-1	0-0	0-1-1	2	1	0	1	0	0
J5	at #2LOU*		16	0-3	0-1	0-0	0-1-1	1	1	1	1	1	0
J7	at TSU*		20	0-4	0-2	0-0	1-1-2	4	1	0	0	2	0
J14	AP*		4	0-0	0-0	0-0	0-0-0	0	0	0	0	0	0
J16	MUR*	-	-	-	-	DNP	-	-	-	-	-	-	-
J21	at EKU*	-	-	-	-	DNP	-	-	-	-	-	-	-
J23	at MOR*	-	-	-	-	DNP	-	-	-	-	-	-	-
J26	BEL*	-	-	-	-	DNP	-	-	-	-	-	-	-
J28	EIU*		2	0-0	0-0	0-0	0-0-0	0	0	0	0	0	0
J30	SIUE*		17	4-5	4-5	2-2	1-3-4	1	1	1	0	0	14
F1	SEMO*		11	1-2	0-0	1-2	1-1-2	1	1	1	1	0	3
F4	JSU*		12	0-2	0-1	0-0	0-3-3	3	1	3	1	1	0
F6	TTU*		7	1-1	0-0	0-0	1-0-1	2	0	0	0	0	2
F11	at AP*		12	2-3	0-0	0-0	0-3-3	0	1	1	1	0	4
F13	at MUR*		7	0-1	0-0	0-0	0-0-0	0	0	1	0	0	0
F16	at BEL*		9	1-5	0-2	3-3	0-0-0	2	2	0	0	0	5
F18	MOR*		16	0-2	0-1	2-5	0-1-1	1	1	0	0	1	2
F20	EKU*	-	-	-	-	-	-	-	-	-	-	-	-
F25	at SIUE*	-	-	-	-	-	-	-	-	-	-	-	-
F27	at EIU*	-	-	-	-	-	-	-	-	-	-	-	-
M3	OVC	-	-	-	-	-	-	-	-	-	-	-	-
M4	OVC	-	-	-	-	-	-	-	-	-	-	-	-
M5	OVC	-	-	-	-	-	-	-	-	-	-	-	-
M6	OVC	-	-	-	-	-	-	-	-	-	-	-	-
		-	-	-	-	-	-	-	-	-	-	-	-

HARRISON CAREER STATISTICS

					Total			3-Point			F-Throw			Rebounds										Scoring	
Year	GP	GS	Min	Avg	FG	FGA	Pct	FG	FGA	Pct	FT	FTA	Pct	Off	Def	Tot	Avg	PF	Ast	TO	Blk	Stl		Pts	Avg
2019-20	-	-	-	-	-	-	-	-	-	-	Redshirted			-	-	-	-	-	-	-	-	-		-	-
2020-21	15	3	194	12.9	14	37	.378	7	16	.438	12	15	.800	5	18	23	1.5	22	11	17	4	7		47	3.1
TOTAL	**15**	**3**	**194**	**12.9**	**14**	**37**	**.378**	**7**	**16**	**.438**	**12**	**15**	**.800**	**5**	**18**	**23**	**1.5**	**22**	**11**	**17**	**4**	**7**		**47**	**3.1**

PLAYER **SUMMARIES**

31 KYANNAH GRANT

Jr. | G | 5-7 | Choctaw, Miss. | Choctaw Central HS

SEASON HIGHS

Points	15 vs. Southeast Missouri (2/1/21)
FG Made	5 vs. Southeast Missouri (2/1/21)
FG Att.	10 vs. Tennessee Tech (2/6/21)
3PG Made	3 at Eastern Kentucky (1/21/21)
3FG Att.	5 at Eastern Kentucky (1/21/21)
FT Made	3 vs. Tennessee Tech (2/6/21)
FT Att.	5 vs. Tennessee Tech (2/6/21)
Rebounds	4, 2x, at Austin Peay (2/12/21)
Assists	9 vs. Southeast Missouri (2/1/21)
Steals	2 vs. Jacksonville State (2/4/21)
Blocks	2 vs. SIUE (1/30/21)
Minutes	38, 2x, vs. Tennessee Tech (2/6/21)

CAREER HIGHS

Points	18 vs. Eastern Illinois (2/15/20)
FG Made	6, 3x, last vs. Eastern Illinois (2/15/20)
FG Att.	12 vs. #6 Louisville (12/19/19)
3PG Made	5 at Tennessee Tech (2/20/20)
3FG Att.	7 at Murray State (1/16/20)
FT Made	5 at Austin Peay (1/4/20)
FT Att.	6 at Austin Peay (1/4/20)
Rebounds	8 at Eastern Kentucky (1/30/20)
Assists	9, 2x, vs. Southeast Missouri (2/1/21)
Steals	5, 2x, last vs. Belmont (1/11/20)
Blocks	2, 3x, vs. SIUE (1/30/21))
Minutes	46 vs. #6 Louisville (12/19/19)

MISCELLANEOUS CAREER STATISTICS

Games Played	72	**Double-Doubles**	0
Games Started	29	**10+ Points**	10
Led Team In Scoring	1	**20+ Points**	0
Led Team In Rebounding	0	**5+ Rebounds**	4
Led Team In Assists	18	**10+ Rebounds**	0
Led Team In Steals	11	**5+ Assists**	9
Led Team In Blocks	3	**3+ Steals**	6

GRANT GAME-BY-GAME STATISTICS

Date	Opp	GS	Min	FG	3FG	FT	O-D-R	PF	A	TO	S	B	PTS
D6	at #5LOU	-	-	-	-	DNP	-	-	-	-	-	-	-
D8	at SAM	-	-	-	-	DNP	-	-	-	-	-	-	-
D18	at SEMO*		3	0-1	0-1	2-2	0-0-0	0	1	1	0	0	2
D30	at JSU*		8	0-1	0-0	0-0	1-1-2	0	2	0	0	0	0
J5	at #2LOU*		3	0-1	0-0	0-0	0-0-0	0	0	1	0	0	0
J7	at TSU*		10	0-1	0-1	0-0	0-1-1	0	0	0	1	0	0
J14	AP*		2	0-0	0-0	0-0	0-0-0	0	0	0	0	0	0
J16	MUR*		6	0-0	0-0	2-2	0-0-0	0	1	0	0	0	2
J21	at EKU*		22	3-6	3-5	0-0	0-4-4	0	2	2	0	0	9
J23	at MOR*		19	0-1	0-1	0-0	0-1-1	1	1	3	0	0	0
J26	BEL*		19	3-4	2-3	0-0	0-2-2	1	4	0	1	0	8
J28	EIU*		14	0-0	0-0	0-0	0-1-1	0	3	2	0	0	0
J30	SIUE*		23	2-3	2-3	0-0	0-1-1	0	3	0	1	2	6
F1	SEMO*		38	5-7	2-4	3-4	0-1-1	0	9	1	0	0	15
F4	JSU*		28	4-6	2-2	1-2	0-1-1	0	2	1	2	0	11
F6	TTU*	*	38	4-10	0-3	3-5	0-1-1	2	4	5	1	0	11
F11	at AP*	*	22	0-4	0-2	0-0	2-2-4	1	0	6	0	0	0
F13	at MUR*	-	-	-	-	DNP	-	-	-	-	-	-	-
F16	at BEL*		18	0-1	0-1	2-2	0-1-1	1	2	1	0	1	2
F18	MOR*		15	1-4	1-3	0-0	1-2-3	0	0	1	0	1	3
F20	EKU*	-	-	-	-	-	-	-	-	-	-	-	-
F25	at SIUE*	-	-	-	-	-	-	-	-	-	-	-	-
F27	at EIU*	-	-	-	-	-	-	-	-	-	-	-	-
M3	OVC	-	-	-	-	-	-	-	-	-	-	-	-
M4	OVC	-	-	-	-	-	-	-	-	-	-	-	-
M5	OVC	-	-	-	-	-	-	-	-	-	-	-	-
M6	OVC	-	-	-	-	-	-	-	-	-	-	-	-
		-	-	-	-	-	-	-	-	-	-	-	-

GRANT CAREER STATISTICS

					Total			3-Point			F-Throw			Rebounds									Scoring	
Year	GP	GS	Min	Avg	FG	FGA	Pct	FG	FGA	Pct	FT	FTA	Pct	Off	Def	Tot	Avg	PF	Ast	TO	Blk	Stl	Pts	Avg
2018-19	26	0	222	8.5	27	50	.540	10	22	.455	11	14	.786	8	8	16	0.6	34	32	24	0	17	75	2.9
2019-20	29	24	844	29.1	57	152	.375	24	80	.300	36	46	.783	16	47	63	2.2	45	99	82	8	41	174	6.0
2020-21	16	4	273	17.1	21	46	.457	11	26	.423	13	17	.765	3	17	20	1.3	6	34	23	3	6	66	4.1
TOTAL	**71**	**28**	**1339**	**18.9**	**105**	**248**	**.423**	**45**	**128**	**.352**	**60**	**77**	**.779**	**27**	**72**	**99**	**1.4**	**85**	**165**	**129**	**11**	**64**	**315**	**4.4**

35 PAIGE PIPKIN

R-Jr. | G | 5-10 | Henderson, Tenn. | Chester County HS

SEASON HIGHS

Points	20 vs. Morehead State (2/18/21)
FG Made	6, 2x, vs. Morehead State (2/18/21)
FG Att.	13 at Jacksonville State (12/30/20)
3PG Made	6 vs. Morehead State (2/18/21)
3FG Att.	8 vs. Morehead State (2/18/21)
FT Made	4 at #2 Louisville (1/5/21)
FT Att.	6 at #2 Louisville (1/5/21)
Rebounds	7 vs. Jacksonville State (2/4/21)
Assists	6 vs. Eastern Kentucky (2/20/21)
Steals	4 at Jacksonville State (12/30/20)
Blocks	2 at Morehead State (1/23/21)
Minutes	35 at Morehead State (1/23/21)

CAREER HIGHS

Points	20 vs. Morehead State (2/18/21)
FG Made	6, 2x, vs. Morehead State (2/18/21)
FG Att.	13 at Jacksonville State (12/30/20)
3PG Made	6 vs. Morehead State (2/18/21)
3FG Att.	8 vs. Morehead State (2/18/21)
FT Made	4 at #2 Louisville (1/5/21)
FT Att.	6 at #2 Louisville (1/5/21)
Rebounds	7 vs. Jacksonville State (2/4/21)
Assists	6 vs. Eastern Kentucky (2/20/21)
Steals	4 at Jacksonville State (12/30/20)
Blocks	2 at Morehead State (1/23/21)
Minutes	35 at Morehead State (1/23/21)

MISCELLANEOUS CAREER STATISTICS

Games Played	21	**Double-Doubles**	0
Games Started	18	**10+ Points**	5
Led Team In Scoring	1	**20+ Points**	1
Led Team In Rebounding	1	**5+ Rebounds**	3
Led Team In Assists	6	**10+ Rebounds**	0
Led Team In Steals	6	**5+ Assists**	2
Led Team In Blocks	0	**3+ Steals**	1

PIPKIN GAME-BY-GAME STATISTICS

Date	Opp	GS	Min	FG	3FG	FT	O-D-R	PF	A	TO	S	B	PTS
D6	at #5LOU	-	-	-	-	DNP	-	-	-	-	-	-	-
D8	at SAM	-	-	-	-	DNP	-	-	-	-	-	-	-
D18	at SEMO*		18	1-4	0-1	0-0	1-0-1	1	2	0	1	0	2
D30	at JSU*	*	25	4-13	0-3	1-2	1-1-2	2	3	0	4	0	9
J5	at #2LOU*	*	28	2-6	1-3	4-6	0-2-2	2	2	5	1	0	9
J7	at TSU*	*	21	1-6	0-3	0-0	0-3-3	0	5	2	1	1	2
J14	AP*	*	22	1-4	1-4	0-0	0-2-2	4	3	2	0	0	3
J16	MUR*	*	20	1-2	0-0	0-0	0-3-3	1	3	1	2	0	2
J21	at EKU*	*	20	1-7	1-4	0-0	1-4-5	0	1	3	2	0	3
J23	at MOR*	*	35	6-10	1-3	1-2	2-2-4	1	2	0	0	2	14
J26	BEL*	*	24	0-3	0-3	0-0	0-2-2	1	4	2	1	0	0
J28	EIU*	*	29	4-6	3-5	0-0	0-6-6	2	3	3	2	0	11
J30	SIUE*	*	19	4-7	2-4	1-1	0-1-1	1	2	1	1	1	11
F1	SEMO*	*	11	1-3	1-2	0-0	0-0-0	1	2	3	0	0	3
F4	JSU*	*	23	3-5	1-1	1-1	1-6-7	1	2	1	1	0	8
F6	TTU*	*	16	1-4	0-1	2-2	0-1-1	4	1	1	1	0	4
F11	at AP*	*	26	1-4	1-2	0-0	1-4-5	2	1	2	0	0	3
F13	at MUR*	*	26	1-8	1-5	0-0	2-3-5	0	2	0	0	1	3
F16	at BEL*	*	31	6-9	6-8	2-2	2-0-2	2	1	1	1	0	20
F18	MOR*	*	32	3-3	2-2	2-4	0-3-3	1	6	3	0	0	10
F20	EKU*	-	-	-	-	-	-	-	-	-	-	-	-
F25	at SIUE*	-	-	-	-	-	-	-	-	-	-	-	-
F27	at EIU*	-	-	-	-	-	-	-	-	-	-	-	-
M3	OVC	-	-	-	-	-	-	-	-	-	-	-	-
M4	OVC	-	-	-	-	-	-	-	-	-	-	-	-
M5	OVC	-	-	-	-	-	-	-	-	-	-	-	-
M6	OVC	-	-	-	-	-	-	-	-	-	-	-	-
		-	-	-	-	-	-	-	-	-	-	-	-

PIPKIN CAREER STATISTICS

					Total			3-Point			F-Throw			Rebounds									Scoring	
Year	GP	GS	Min	Avg	FG	FGA	Pct	FG	FGA	Pct	FT	FTA	Pct	Off	Def	Tot	Avg	PF	Ast	TO	Blk	Stl	Pts	Avg
2017-18	-	-	-	-	-	-	-	-	-	-	Redshirted			-	-	-	-	-	-	-	-	-	-	-
2018-19	3	3	55	18.3	4	16	.250	0	7	.000	0	0	.000	1	2	3	1.0	4	8	8	0	1	8	2.7
2019-20	-	-	-	-	-	-	-	-	-	-	Injured			-	-	-	-	-	-	-	-	-	-	-
2020-21	17	16	394	23.2	38	101	.376	19	52	.365	12	16	.750	11	40	51	3.0	25	39	27	5	18	107	6.3
TOTAL	**20**	**19**	**449**	**22.5**	**42**	**117**	**.359**	**19**	**59**	**.322**	**12**	**16**	**.750**	**12**	**42**	**54**	**2.7**	**29**	**47**	**35**	**5**	**19**	**115**	**5.8**

PLAYER **SUMMARIES**

44 HALEY NICHOLS

Fr. | F | 6-0 | Avon, Ind. | Avon HS

SEASON **HIGHS**

Points	3 vs. Morehead State (2/18/21)
FG Made	1 vs. Morehead State (2/18/21)
FG Att.	1, 2x, vs. Morehead State (2/18/21)
3PG Made	1 vs. Morehead State (2/18/21)
3FG Att.	1 vs. Morehead State (2/18/21)
FT Made	N/A
FT Att.	N/A
Rebounds	1 vs. Eastern Kentucky (2/20/21)
Assists	N/A
Steals	1, 2x, vs. Morehead State (2/18/21)
Blocks	N/A
Minutes	2, 3x, vs. Eastern Kentucky (2/20/21)

CAREER **HIGHS**

Points	3 vs. Morehead State (2/18/21)
FG Made	1 vs. Morehead State (2/18/21)
FG Att.	1, 2x, vs. Morehead State (2/18/21)
3PG Made	1 vs. Morehead State (2/18/21)
3FG Att.	1 vs. Morehead State (2/18/21)
FT Made	N/A
FT Att.	N/A
Rebounds	1 vs. Eastern Kentucky (2/20/21)
Assists	N/A
Steals	1, 2x, vs. Morehead State (2/18/21)
Blocks	N/A
Minutes	2, 3x, vs. Eastern Kentucky (2/20/21)

MISCELLANEOUS **CAREER STATISTICS**

Games Played	6	**Double-Doubles**	0
Games Started	0	**10+ Points**	0
Led Team In Scoring	0	**20+ Points**	0
Led Team In Rebounding	0	**5+ Rebounds**	0
Led Team In Assists	0	**10+ Rebounds**	0
Led Team In Steals	0	**5+ Assists**	0
Led Team In Blocks	0	**3+ Steals**	0

NICHOLS GAME-BY-GAME **STATISTICS**

Date	Opp	GS	Min	FG	3FG	FT	O-D-R	PF	A	TO	S	B	PTS
D6	at #5LOU	-	-	-	-	DNP	-	-	-	-	-	-	-
D8	at SAM	-	-	-	-	DNP	-	-	-	-	-	-	-
D18	at SEMO*	-	-	-	-	DNP	-	-	-	-	-	-	-
D30	at JSU*	-	-	-	-	DNP	-	-	-	-	-	-	-
J5	at #2LOU*	-	-	-	-	DNP	-	-	-	-	-	-	-
J7	at TSU*	-	-	-	-	DNP	-	-	-	-	-	-	-
J14	AP*		0+	0-0	0-0	0-0	0-0-0	0	0	0	0	0	0
J16	MUR*	-	-	-	-	DNP	-	-	-	-	-	-	-
J21	at EKU*		1	0-1	0-0	0-0	0-0-0	1	0	0	0	0	0
J23	at MOR*	-	-	-	-	DNP	-	-	-	-	-	-	-
J26	BEL*	-	-	-	-	DNP	-	-	-	-	-	-	-
J28	EIU*	-	-	-	-	DNP	-	-	-	-	-	-	-
J30	SIUE*		2	0-0	0-0	0-0	0-0-0	0	0	0	0	0	0
F1	SEMO*	-	-	-	-	DNP	-	-	-	-	-	-	-
F4	JSU*		1	0-0	0-0	0-0-0	0-0-0	0	0	0	1	0	0
F6	TTU*	-	-	-	-	DNP	-	-	-	-	-	-	-
F11	at AP*	-	-	-	-	DNP	-	-	-	-	-	-	-
F13	at MUR*	-	-	-	-	DNP	-	-	-	-	-	-	-
F18	MOR*		2	1-1	1-1	0-0	0-0-0	0	0	0	1	0	3
F20	EKU*		2	0-0	0-0	0-0	1-0-1	0	0	1	0	0	0
F25	at SIUE*	-	-	-	-	-	-	-	-	-	-	-	-
F27	at EIU*	-	-	-	-	-	-	-	-	-	-	-	-
M3	OVC	-	-	-	-	-	-	-	-	-	-	-	-
M4	OVC	-	-	-	-	-	-	-	-	-	-	-	-
M5	OVC	-	-	-	-	-	-	-	-	-	-	-	-
M6	OVC	-	-	-	-	-	-	-	-	-	-	-	-
		-	-	-	-	-	-	-	-	-	-	-	-

NICHOLS CAREER **STATISTICS**

					Total			3-Point			F-Throw			Rebounds									Scoring	
Year	GP	GS	Min	Avg	FG	FGA	Pct	FG	FGA	Pct	FT	FTA	Pct	Off	Def	Tot	Avg	PF	Ast	TO	Blk	Stl	Pts	Avg
2020-21	5	0	6	1.2	1	2	.500	1	1	1.000	0	0	.000	0	0	0	0.0	1	0	0	0	2	3	0.6
TOTAL	**5**	**0**	**6**	**1.2**	**1**	**2**	**.500**	**1**	**1**	**1.000**	**0**	**0**	**.000**	**0**	**0**	**0**	**0.0**	**1**	**0**	**0**	**0**	**2**	**3**	**0.6**

CATEGORY **LEADERS**

POINTS	G	Pts	Pts/G
Chelsey Perry	15	357	23.8
Dasia Young	20	223	11.2
Maddie Waldrop	19	167	8.8
Seygan Robins	19	151	7.9
Paige Pipkin	18	117	6.5

FG PERCENTAGE	FG	ATT	Pct
Damiah Griffin	38	69	.551
Chelsey Perry	128	248	.516
Dasia Young	84	168	.500
Haley Nichols	1	2	.500
Maddie Waldrop	66	133	.496

FIELD GOAL ATT	G	Att	Att/G
Chelsey Perry	15	248	16.5
Dasia Young	20	168	8.4
Maddie Waldrop	19	133	7.0
Seygan Robins	19	123	6.5
Paige Pipkin	18	104	5.8

FIELD GOALS	G	Made	M/G
Chelsey Perry	15	128	8.5
Dasia Young	20	84	4.2
Maddie Waldrop	19	66	3.5
Seygan Robins	19	52	2.7
Paige Pipkin	18	41	2.3

3-POINT %	3FG	ATT	Pct
Seygan Robins	33	76	.434
Chelsey Perry	24	57	.421
Zaire Hicks	5	12	.417
Kyannah Grant	12	29	.414
Hayley Harrison	7	17	.412

3-POINT FG ATT	G	Att	Att/G
Seygan Robins	19	76	4.0
Chelsey Perry	15	57	3.8
Paige Pipkin	18	54	3.0
Maddie Waldrop	19	38	2.0
Kyannah Grant	17	29	1.7

3-POINT FGS	G	Made	M/G
Seygan Robins	19	33	1.7
Chelsey Perry	15	24	1.6
Paige Pipkin	18	21	1.2
Kyannah Grant	17	12	0.7
Maddie Waldrop	19	12	0.6

FT %	FT	ATT	Pct
Demi Burdick	7	8	.875
Chelsey Perry	77	94	.819
Kyannah Grant	13	17	.765
Seygan Robins	14	19	.737
Damiah Griffin	11	15	.733

FREE THROW ATT	G	Att	Att/G
Chelsey Perry	15	94	6.3
Dasia Young	20	66	3.3
Maddie Waldrop	19	37	1.9
Sade' Hudson	20	30	1.5
Hayley Harrison	16	20	1.3

FREE THROWS	G	Made	M/G
Chelsey Perry	15	77	5.1
Dasia Young	20	47	2.4
Maddie Waldrop	19	23	1.2
Sade' Hudson	20	21	1.1
Paige Pipkin	18	14	0.8

REBOUNDS	G	Reb	Reb/G
Dasia Young	20	120	6.0
Maddie Waldrop	19	117	6.2
Chelsey Perry	15	111	7.4
Demi Burdick	18	63	3.5
Paige Pipkin	18	54	3.0

ASSISTS	G	No.	A/G
Seygan Robins	19	69	3.6
Paige Pipkin	18	45	2.5
Maddie Waldrop	19	43	2.3
Dasia Young	20	41	2.1
Kyannah Grant	17	34	2.0

STEALS	G	No.	S/G
Seygan Robins	19	26	1.4
Dasia Young	20	22	1.1
Chelsey Perry	15	18	1.2
Paige Pipkin	18	18	1.0
Damiah Griffin	20	13	0.7

OFFENSIVE REB	G	No.	Avg/G
Dasia Young	20	39	2.0
Chelsey Perry	15	24	1.6
Maddie Waldrop	19	20	1.1
Demi Burdick	18	14	0.8
Damiah Griffin	20	11	0.6

DEFENSIVE REB	G	No.	Avg/G
Maddie Waldrop	19	97	5.1
Chelsey Perry	15	87	5.8
Dasia Young	20	81	4.1
Demi Burdick	18	49	2.7
Paige Pipkin	18	43	2.4

BLOCKED SHOTS	G	No.	Blk/G
Chelsey Perry	15	27	1.8
Maddie Waldrop	19	19	1.0
Demi Burdick	18	8	0.4
Dasia Young	20	7	0.4
Hayley Harrison	16	5	0.3

MINUTES	G	No.	Min/G
Dasia Young	20	608	30.4
Seygan Robins	19	578	30.4
Maddie Waldrop	19	542	28.5
Chelsey Perry	15	475	31.7
Paige Pipkin	18	426	23.7

TRACKING **CAREER MILESTONES**

POINTS

Rk.	Pts	Name	Year
1.	2865	Heather Butler	2010-14
2.	2566	Jasmine Newsome	2010-14
3.	**1862**	**Chelsey Perry**	**2017-P**
4.	1754	Mary Kate Long	1985-89
5.	1723	Zabrina Harris	1996-00
6.	1702	Tara Tansil-Gentry	1991-95
7.	1405	Pat Head Summitt	1970-74
8.	1377	Andreika Jackson	2003-07
9.	1345	Gwen Long	1985-88, 89-90
10.	1253	Emanye Robertson	2015-19

REBOUNDS

Rk.	Rbs	Name	Year
1.	1318	Mary Kate Long	1985-89
2.	973	Phyllisha Mitchell	2005-08
3.	**765**	**Maddie Waldrop**	**2017-P**
4.	**736**	**Chelsey Perry**	**2017-P**
5.	734	Angela Reaves	1981-85
6.	720	Andreika Jackson	2003-07
7.	696	Zabrina Harris	1996-00
8.	666	Tracy Webb	1998-02
9.	657	Tara Tansil-Gentry	1991-95
10.	604	Jasmine Newsome	2010-14

FIELD GOALS MADE

Rk.	FG	Name	Year
1.	958	Heather Butler	2010-14
2.	857	Jasmine Newsome	2010-14
3.	747	Mary Kate Long	1985-89
4.	699	Zabrina Harris	1996-00
5.	**697**	**Chelsey Perry**	**2017-P**
6.	522	Pat Head Summitt	1970-74
7.	505	Gwen Long	1985-88, 89-90
8.	497	Angela Reaves	1981-85
9.	493	Tara Tansil-Gentry	1991-95
10.	454	Emanye Robertson	2015-19

BLOCKS

Rk.	Blks	Name	Year
1.	**222**	**Chelsey Perry**	**2017-P**
2.	203	Mary Kate Long	1985-89
3.	155	Rickiesha Bryant	2010-13
4.	93	Chastity Bohannan	1997-00
5.	90	Zabrina Harris	1996-00
6.	**82**	**Maddie Waldrop**	**2017-P**
7.	67	Melissa Dawson	1987-91
8.	52	Katie Schubert	2012-16
9.	49	Jasmine Newsome	2010-14
10.	48	Tracy Webb	1998-02

3-POINTERS MADE

Rk.	3Pt.	Name	Year
1.	392	Heather Butler	2010-14
2.	232	Jasmine Newsome	2010-14
3.	225	Katie Schubert	2012-16
4.	210	Kendall Spray	2016-18
5.	209	Jessy Ward	2014-17
6.	156	Kelly Pendleton	1998-02
7.	152	Tara Tansil-Gentry	1991-95
8.	128	Jaclissa Haislip	2010-12
9.	**118**	**Chelsey Perry**	**2017-P**
10.	115	Taylor Hall	2010-12

ASSISTS

Rk.	Ast.	Name	Year
1.	691	Jasmine Newsome	2010-14
2.	514	Emanye Robertson	2015-19
3.	467	Heather Butler	2010-14
4.	458	Gwen Long	1985-88, 89-90
5.	394	Janice Epperson	1987-91
6.	380	Katie Schubert	2012-16
7.	315	Tessa Fields	1997-99
8.	313	Deenie Ware	1981-85
9.	304	Tara Tansil-Gentry	1991-95
10.	278	Danielle Page	2001-05

FREE THROWS MADE

Rk.	FT	Name	Year
1.	620	Jasmine Newsome	2010-14
2.	564	Tara Tansil-Gentry	1991-95
3.	557	Heather Butler	2010-14
4.	417	Andreika Jackson	2003-07
5.	368	Pat Head Summitt	1970-74
6.	**350**	**Chelsey Perry**	**2017-P**
7.	325	Gwen Long	1985-88, 89-90
8.	316	Phyllisha Mitchell	2005-08
9.	311	Zabrina Harris	1996-00
10.	310	Emanye Robertson	2015-19

STEALS

Rk.	St.	Name	Year
1.	411	Gwen Long	1985-88, 89-90
2.	325	Jasmine Newsome	2010-14
3.	256	Tara Tansil-Gentry	1991-95
4.	250	Emanye Robertson	2015-19
5.	221	Deenie Ware	1981-85
6.	184	Janice Epperson	1987-91
7.	182	Katie Schubert	2012-16
8.	178	Tracy Webb	1998-02
9.	173	Gina Warren	1990-94
10.	171	Tessa Fields	1997-99

VS. RANKED OPPONENTS

Date	Opponent	Results
1/22/76	at #19 Kentucky	L, 63-56
2/12/79	at #6 Tennessee	L, 124-60
3/2/79	at #8 Tennessee	L, 96-51
2/16/80	#4 Tennessee	L, 69-55
2/28/80	vs. #4 Tennessee	L, 81-35
2/26/81	vs. #4Tennessee	L, 71-41
11/23/97	#1 Tennessee	L, 73-32
11/19/99	#5 Tennessee	L, 133-60
1/7/02	at #9 North Carolina	L, 90-67
12/22/02	#4 Vanderbilt	L, 101-77
12/3/03	at #2 North Carolina	L, 101-63
12/2/04	at #4 North Carolina	L, 96-36
1/2/05	at #15 Georgia	L, 68-52
12/30/05	#17 Georgia	L, 81-47
12/5/06	at #6 Tennessee	L, 85-29
11/28/08	at #25 Xavier	L, 73-41
12/30/10	at #11 Kentucky	L, 68-47
3/19/11	at #6 Duke	L, 90-45
11/20/11	at #16 Purdue	L, 65-39
12/7/11	#23 Vanderbilt	L, 99-84
12/28/11	at #14 Louisville	L, 70-57
3/17/12	#9 Tennessee	L, 72-49
11/17/12	vs. #1 Baylor	L, 82-67
11/18/12	vs. #4 Stanford	L, 92-68
11/26/12	#4 Louisville	L, 79-61
12/9/12	#14 Purdue	L, 68-60
3/24/13	vs. #2 Notre Dame	L, 97-64
11/10/13	at #25 Gonzaga	L, 91-54
12/28/13	at #20 Florida State	L, 76-53
3/23/14	vs. #12 North Carolina	L, 60-58
11/15/15	at #23 Iowa	L, 62-56
11/11/16	#5 Louisville	L, 100-57
12/20/16	at #22 DePaul	L, 100-68
12/5/17	at #4 Louisville	L, 91-56
3/3/18	vs. #22 Belmont	L, 63-56 [OT]
12/4/18	at #4 Louisville	L, 102-62
11/11/19	at #10 Mississippi State	L, 82-46
11/14/19	at #23 Gonzaga	L, 78-55
12/19/19	vs. #6 Louisville	L, 71-63 [2OT]
12/29/19	at #20 Arkansas	L, 96-46
12/6/20	at #5 Louisville	L, 85-67
1/5/21	at #2 Louisville	L, 96-61

TOTAL vs. TOP 25 0-42

vs. No. 1..... 0-2
vs. No. 2..... 0-3
vs. No. 4..... 0-9
vs. No. 5..... 0-3
vs. No. 6..... 0-4
vs. No. 8..... 0-1
vs. No. 9..... 0-2
vs. No. 10..... 0-1
vs. No. 11..... 0-1
vs. No. 12..... 0-1
vs. No. 14..... 0-2
vs. No. 15..... 0-1
vs. No. 16..... 0-1
vs. No. 17..... 0-1
vs. No. 19..... 0-1
vs. No. 20..... 0-2
vs. No. 22..... 0-2
vs. No. 23..... 0-3
vs. No. 25..... 0-2

TEAM **GAME-BY-GAME**

				Total			3-Pointers			Free Throws			Rebounds										
Opponent	**Date**	**Score**	**W/L**	**FG**	**FGA**	**Pct**	**3FG**	**FGA**	**Pct**	**FT**	**FTA**	**Pct**	**Off**	**Def**	**Tot**	**Avg**	**PF**	**A**	**TO**	**Blk**	**Stl**	**Pts**	**Avg**
at #5 Louisville	12/06/20	67-85	L	21	51	.412	7	20	.350	18	25	.720	3	32	35	35.0	22	11	19	2	3	67	67.0
at Samford	12/08/20	75-67	W	31	55	.564	7	16	.438	6	11	.545	10	23	33	34.0	14	21	19	4	8	75	71.0
at Southeast Missouri	12/18/20	61-58	W	22	54	.407	3	10	.300	14	18	.778	12	25	37	35.0	15	15	14	1	6	61	67.7
at Jacksonville St.	12/30/20	67-72	L	27	69	.391	4	16	.250	9	15	.600	13	24	37	35.5	16	12	13	2	10	67	67.5
at #2 Louisville	01/05/21	61-96	L	20	50	.400	4	14	.286	17	24	.708	5	23	28	34.0	15	9	18	3	3	61	66.2
at Tennessee St.	01/07/21	80-39	W	30	63	.476	10	26	.385	10	12	.833	16	25	41	35.2	12	20	12	5	9	80	68.5
AUSTIN PEAY	01/14/21	69-53	W	20	44	.455	8	17	.471	21	27	.778	6	31	37	35.4	18	15	18	2	5	69	68.6
MURRAY ST.	01/16/21	78-71	W	30	62	.484	4	15	.267	14	17	.824	8	30	38	35.8	15	18	13	5	5	78	69.8
at Eastern Kentucky	01/21/21	65-39	W	24	61	.393	10	26	.385	7	10	.700	7	32	39	36.1	13	22	15	3	9	65	69.2
at Morehead State	01/23/21	80-63	W	30	58	.517	4	17	.235	16	19	.842	7	24	31	35.6	18	17	8	11	6	80	70.3
BELMONT	01/26/21	66-63	W	24	52	.462	7	19	.368	11	16	.688	6	30	36	35.6	9	20	10	4	6	66	69.9
EASTERN ILL.	01/28/21	70-50	W	27	54	.500	9	24	.375	7	8	.875	4	21	25	34.8	11	21	11	1	10	70	69.9
SIUE	01/30/21	79-45	W	32	58	.552	10	17	.588	5	8	.625	6	34	40	35.2	21	21	13	6	8	79	70.6
SOUTHEAST MISSOURI	02/01/21	80-70	W	28	59	.475	7	18	.389	17	23	.739	11	18	29	34.7	17	20	12	0	10	80	71.3
JACKSONVILLE ST.	02/04/21	60-46	W	24	51	.471	4	10	.400	8	13	.615	9	36	45	35.4	13	15	19	8	10	60	70.5
TENNESSEE TECH	02/06/21	73-77	L	28	55	.509	4	14	.286	13	17	.765	8	19	27	34.9	19	15	16	2	9	73	70.7
at Austin Peay	02/12/21	56-51	W	18	42	.429	1	5	.200	19	23	.826	11	28	39	35.1	13	7	23	3	4	56	69.8
at Murray St.	02/13/21	67-65	W	28	67	.418	5	19	.263	6	7	.857	11	25	36	35.2	13	14	8	5	5	67	69.7
MOREHEAD STATE	02/18/21	77-39	W	23	53	.434	10	19	.526	21	31	.677	11	33	44	35.6	15	19	14	8	13	77	70.1
EASTERN KENTUCKY	02/20/21	81-62	W	27	55	.491	13	24	.542	14	20	.700	7	25	32	35.5	16	19	12	6	8	81	70.6
UT Martin		**1412**		**514**	**1113**	**.462**	**131**	**346**	**.379**	**253**	**344**	**.735**	**171**	**538**	**709**	**35.5**	**305**	**331**	**287**	**81**	**147**	**1412**	**70.6**
Opponents		**1211**		**422**	**1151**	**.367**	**135**	**424**	**.318**	**232**	**319**	**.727**	**229**	**468**	**697**	**34.8**	**334**	**234**	**319**	**44**	**138**	**1211**	**60.5**

SPECIALTY **TEAM STATS**

			POINTS IN THE PAINT			POINTS OFF TURNOVERS			2ND CHANCE POINTS			FAST BREAK POINTS			BENCH POINTS		
Date	**Opponent**	**Result**	**UTM**	**OPP.**	**DIFF.**	**UTM**	**OPP.**	**DIFF.**	**UTM**	**OPP.**	**DIFF.**	**UTM**	**OPP.**	**DIFF.**	**UTM**	**OPP.**	**DIFF.**
Dec. 6	at #5 Louisville	L, 85-67	24	40	-16	8	13	-5	2	12	-10	0	13	-13	5	36	-31
Dec. 8	at Samford	W, 75-67	38	24	+14	19	19	0	8	8	0	11	4	+7	15	30	-15
Dec. 18	at Southeast Missouri*	W, 61-58	26	28	-2	6	13	-7	8	15	-7	2	2	0	12	11	+1
Dec. 30	at Jacksonville State*	L, 72-67	36	34	+2	16	9	+7	9	4	+5	9	13	-4	18	25	-7
Jan. 5	at #2 Louisville	L, 96-61	24	30	-6	7	26	-19	4	7	-3	4	9	-5	16	28	-12
Jan. 7	at Tennessee State*	W, 80-39	36	14	+22	24	4	+20	21	8	+13	9	0	+9	21	13	+8
Jan. 14	AUSTIN PEAY*	W, 69-53	18	16	+2	16	12	+4	4	6	-2	1	5	-4	5	33	-28
Jan. 16	MURRAY STATE*	W, 78-71	48	16	+32	9	24	-15	8	2	+6	5	12	-7	4	11	-7
Jan. 21	at Eastern Kentucky*	W, 65-39	24	20	+4	17	13	+4	2	11	-9	3	2	+1	17	9	+8
Jan. 23	at Morehead State*	W, 80-63	40	22	+18	17	6	+11	5	5	0	9	4	+5	7	12	-5
Jan. 26	BELMONT*	W, 66-63	30	14	+16	8	7	+1	9	16	-7	3	3	0	16	7	+9
Jan. 28	EASTERN ILLINOIS*	W, 70-50	30	26	+4	23	5	+18	4	7	-3	2	2	0	11	11	0
Jan. 30	SIUE*	W, 79-45	36	24	+12	23	6	+17	7	10	-3	10	3	+7	42	15	+27
Feb. 1	SOUTHEAST MISSOURI*	W, 80-70	30	34	-4	23	14	+9	9	11	-2	5	17	-12	15	3	+12
Feb. 4	JACKSONVILLE STATE*	W, 60-46	30	10	+20	10	13	-3	8	7	+1	6	2	+4	15	27	-12
Feb. 6	TENNESSEE TECH*	L, 77-73	38	18	+20	10	13	-3	8	18	-10	7	7	0	8	12	-4
Feb. 12	at Austin Peay*	W, 56-51	32	20	+12	13	12	+1	10	12	-2	7	0	+7	16	16	0
Feb. 13	at Murray State*	W, 67-65	30	28	+2	17	4	+13	11	13	-2	10	5	+5	34	10	+24
Feb. 18	MOREHEAD STATE*	W, 77-39	24	20	+4	22	5	+17	10	7	+3	3	8	-5	25	11	+14
Feb. 20	EASTERN KENTUCKY*	W, 81-62	26	16	+10	16	8	+8	7	9	-2	4	2	+2	30	31	-1
Feb. 25	at SIUE*	-	-	-	-	-	-	-	-	-	-	-	-	-	-	-	-
Feb. 27	at Eastern Illinois*	-	-	-	-	-	-	-	-	-	-	-	-	-	-	-	-

UT Martin at #5 Louisville
12/6/20 | 11 am at KFC Yum! Center - Louisville, Ky.

UT Martin 67 • 0-1

##	Player	GS	MIN	FG	3PT	FT	O-B-T	PF	A	TO	B	S	PTS
20	Chelsey Perry	*	29	8-19	3-7	7-8	0-4-4	4	2	1	2	1	26
11	Dasia Young	*	36	4-7	2-3	2-4	0-5-5	4	2	0	0	0	12
23	Hayley Harrison	*	18	2-4	2-2	4-6	1-1-2	2	0	2	0	1	10
21	Maddie Waldrop	*	33	3-6	0-3	2-3	2-6-8	3	1	2	0	0	8
05	Seygan Robins	*	25	2-6	0-2	2-2	0-1-1	4	4	5	0	0	6
10	Raegan Johnson		6	2-2	0-0	0-0	0-3-3	3	0	1	0	0	4
02	Sade' Hudson		24	0-5	0-1	1-2	0-3-3	1	1	4	0	1	1
13	Demi Burdick		12	0-1	0-1	0-0	0-2-2	1	0	1	0	0	0
22	Damiah Griffin		12	0-0	0-0	0-0	0-2-2	0	1	2	0	0	0
03	Macy Rippy		5	0-1	0-1	0-0	0-0-0	0	0	1	0	0	0
TM	TEAM		0	0-0	0-0	0-0	0-5-5	0	0	0	0	0	0
TOTALS		**-**	**200**	**21-51**	**7-20**	**18-25**	**3-32-35**	**22**	**11**	**19**	**2**	**3**	**67**

#5 Louisville • 4-0

##	Player	GS	MIN	FG	3PT	FT	O-B-T	PF	A	TO	B	S	PTS
01	Dana Evans		27	9-18	4-9	4-5	0-1-1	2	1	1	0	2	26
10	Hailey Van Lith		29	2-9	0-2	6-7	1-6-7	2	3	1	0	3	10
14	Kianna Smith		18	4-9	2-4	0-0	0-1-1	4	0	0	0	0	10
11	Norika Konno		18	3-6	1-2	2-2	0-3-3	0	0	1	0	0	9
44	Olivia Cochran		19	2-5	0-0	3-6	4-6-10	2	0	2	0	0	7
22	Elizabeth Dixon		15	3-5	0-0	1-2	1-6-7	2	1	0	1	0	7
13	Merissah Russell		11	3-3	0-0	0-0	0-2-2	4	1	2	0	0	6
04	Elizabeth Balogun		19	2-5	0-2	1-2	0-1-1	4	1	1	0	3	5
00	Ramani Parker		5	1-2	0-0	2-3	2-0-2	1	0	0	0	0	4
02	Ahlana Smith		13	0-2	0-2	1-2	0-0-0	1	2	0	0	1	1
05	Mykasa Robinson		13	0-1	0-0	0-0	2-3-5	2	3	1	0	0	0
31	Nyah Green		13	0-4	0-2	0-0	1-1-2	2	0	0	0	0	0
TM	TEAM		0	0-0	0-0	0-0	1-1-2	0	0	0	0	0	0
TOTALS		**-**	**200**	**29-69**	**7-23**	**20-29**	**12-31-43**	**26**	**12**	**9**	**1**	**9**	**85**

Score by Periods	1st	2nd	3rd	4th	Total
UT Martin	14	13	21	19	67
#5 Louisville	15	25	24	21	85

UT Martin at Samford
12/8/20 | 6 pm at Pete Hanna Center - Birmingham, Ala.

UT Martin 75 • 1-1

##	Player	GS	MIN	FG	3PT	FT	O-B-T	PF	A	TO	B	S	PTS
20	Chelsey Perry	*	40	14-22	3-5	0-0	3-8-11	2	1	2	2	3	31
05	Seygan Robins	*	38	6-9	4-6	0-0	1-1-2	2	6	6	0	2	16
11	Dasia Young	*	32	2-6	0-3	1-3	1-4-5	3	3	3	1	0	5
23	Hayley Harrison	*	26	1-4	0-1	2-2	0-1-1	3	1	3	0	0	4
21	Maddie Waldrop	*	25	2-5	0-0	0-2	1-5-6	4	5	1	1	2	4
22	Damiah Griffin		6	4-4	0-0	0-0	0-0-0	0	0	1	0	0	8
13	Demi Burdick		18	2-3	0-0	0-0	3-2-5	0	2	1	0	0	4
02	Sade' Hudson		15	0-2	0-1	3-4	0-0-0	0	3	1	0	1	3
TM	TEAM		0	0-0	0-0	0-0	1-2-3	0	0	1	0	0	0
TOTALS		**-**	**200**	**31-55**	**7-16**	**6-11**	**10-23-33**	**14**	**21**	**19**	**4**	**8**	**75**

Samford • 0-4

##	Player	GS	MIN	FG	3PT	FT	O-B-T	PF	A	TO	B	S	PTS
14	Annie Ramil	*	30	4-10	0-3	5-8	6-7-13	3	2	5	1	1	13
22	Raven Omar	*	36	5-8	2-2	0-0	1-2-3	0	3	3	0	0	12
03	Shauntai Battle	*	24	2-5	2-4	2-2	0-0-0	0	1	1	0	0	8
33	Makaila Woolard	*	34	2-7	0-1	0-0	2-4-6	2	1	1	0	0	4
04	Audra Leipold	*	6	0-3	0-2	0-0	0-0-0	0	0	0	0	0	0
11	Andrea Cournoyer		28	8-17	2-7	0-1	1-2-3	2	3	1	0	1	18
12	Mallory Hampton		24	4-5	2-3	0-0	0-0-0	0	3	3	0	2	10
32	Kierten Nelson		14	1-3	0-0	0-0	0-0-0	1	0	1	0	1	2
21	Katie Allen		4	0-0	0-0	0-0	0-0-0	1	0	1	0	1	0
TM	TEAM		0	0-0	0-0	0-0	2-2-4	0	0	1	0	0	0
TOTALS		**-**	**200**	**26-58**	**8-22**	**7-11**	**12-17-29**	**9**	**13**	**17**	**1**	**6**	**67**

Score by Periods	1st	2nd	3rd	4th	Total
UT Martin	16	21	26	12	75
Samford	20	22	13	12	67

UT Martin at Samford
12/8/20 | 6 pm at Pete Hanna Center - Birmingham, Ala.

UT Martin 61 • 2-1 (1-1 OVC)

##	Player	GS	MIN	FG	3PT	FT	O-B-T	PF	A	TO	B	S	PTS
20	Chelsey Perry	*	39	9-17	2-4	8-10	1-6-7	4	3	4	0	1	28
05	Seygan Robins	*	39	2-6	0-3	2-2	0-1-1	2	4	3	0	1	6
21	Maddie Waldrop	*	27	2-8	0-0	2-4	0-7-7	2	1	2	0	1	6
23	Hayley Harrison	*	19	2-2	1-1	0-0	0-3-3	1	1	4	0	1	5
11	Dasia Young	*	33	2-8	0-0	0-0	5-4-9	2	3	0	1	0	4
13	Demi Burdick		8	2-5	0-0	0-0	0-1-1	1	0	0	0	0	4
35	Paige Pipkin		18	1-4	0-1	0-0	1-0-1	1	2	0	0	1	2
22	Damiah Griffin		9	1-2	0-0	0-0	0-1-1	1	0	0	0	0	2
14	Zaire Hicks		5	1-1	0-0	0-0	0-0-0	1	0	0	0	1	2
31	Kyannah Grant		3	0-1	0-1	2-2	0-0-0	0	1	1	0	0	2
02	Sade' Hudson		0+	0-0	0-0	0-0	0-0-0	0	0	0	0	0	0
03	Macy Rippy		0+	0-0	0-0	0-0	0-0-0	0	0	0	0	0	0
TM	TEAM		0	0-0	0-0	0-0	5-2-7	0	0	0	0	0	0
TOTALS		**-**	**200**	**22-54**	**3-10**	**14-18**	**12-25-37**	**15**	**15**	**14**	**1**	**6**	**61**

Southeast Missouri 58 • 2-4 (0-1 OVC)

##	Player	GS	MIN	FG	3PT	FT	O-B-T	PF	A	TO	B	S	PTS
24	Tesia Thompson	*	31	7-16	0-1	4-4	6-2-8	3	3	4	0	2	18
10	Taelour Pruitt	*	33	4-13	2-9	3-4	0-4-4	3	5	5	0	2	13
40	Latrese Saine	*	27	5-11	0-0	0-0	3-4-7	2	2	2	1	0	10
14	Nyrobi Pillers	*	19	2-7	0-0	2-2	1-2-3	4	0	0	0	0	6
34	Sophie Bussard	*	13	0-2	0-1	0-0	0-0-0	0	2	0	0	0	0
02	Roshala Scott		23	2-5	2-2	2-3	2-3-5	1	0	2	0	2	8
01	Kennedi Allen		21	1-5	0-0	0-0	1-4-5	1	1	0	3	0	2
30	Terri Smith		23	0-3	0-2	1-2	0-0-0	2	0	0	1	0	1
13	Deanay Watson		10	0-2	0-0	0-0	1-1-2	0	0	0	0	1	0
TM	TEAM		0	0-0	0-0	0-0	5-1-6	0	0	0	0	0	0
TOTALS		**-**	**200**	**21-64**	**4-15**	**12-15**	**19-21-40**	**16**	**13**	**13**	**5**	**7**	**58**

Score by Periods	1st	2nd	3rd	4th	Total
UT Martin	11	17	15	18	61
Southeast Missouri	8	8	25	17	58

UT Martin at Jacksonville State
12/30/20 | 4:30 pm at Pete Mathews Coliseum - Jacksonville, Ala.

UT Martin 67 • 2-2 (1-1 OVC)

##	Player	GS	MIN	FG	3PT	FT	O-B-T	PF	A	TO	B	S	PTS
20	Chelsey Perry	*	34	9-18	1-2	4-6	6-4-10	4	1	3	0	0	23
11	Dasia Young	*	29	4-9	1-3	1-2	1-3-4	2	1	2	0	1	10
35	Paige Pipkin	*	25	4-13	0-3	1-2	1-1-2	2	3	0	0	4	9
05	Seygan Robins	*	30	2-6	0-2	0-0	1-1-2	2	4	4	0	1	4
21	Maddie Waldrop	*	14	1-2	1-1	0-0	0-0-0	0	0	1	0	0	3
14	Zaire Hicks		14	4-8	1-3	0-0	0-0-0	1	0	2	1	1	9
22	Damiah Griffin		12	2-4	0-1	2-3	1-3-4	0	0	0	0	2	6
13	Demi Burdick		16	1-4	0-0	0-0	0-4-4	0	0	1	1	0	2
10	Raegan Johnson		4	0-2	0-0	1-2	1-0-1	1	0	0	0	0	1
23	Hayley Harrison		11	0-1	0-1	0-0	0-1-1	2	1	0	0	1	0
31	Kyannah Grant		8	0-1	0-0	0-0	1-1-2	0	2	0	0	0	0
02	Sade' Hudson		3	0-1	0-0	0-0	0-1-1	2	0	0	0	0	0
03	Macy Rippy		0+	0-0	0-0	0-0	0-0-0	0	0	0	0	0	0
TM	TEAM		0	0-0	0-0	0-0	1-5-6	0	0	0	0	0	0
TOTALS		**-**	**200**	**27-69**	**4-16**	**9-15**	**13-24-37**	**16**	**12**	**13**	**2**	**10**	**67**

Jacksonville State 72 • 4-2 (1-1 OVC)

##	Player	GS	MIN	FG	3PT	FT	O-B-T	PF	A	TO	B	S	PTS
24	Yamia Johnson	*	28	5-8	3-5	4-4	2-6-8	3	0	2	0	1	17
00	Taylor Hawks	*	27	6-8	1-2	3-5	0-7-7	1	3	4	1	2	16
11	Kiana Johnson	*	19	3-7	0-0	0-0	1-2-3	1	1	2	0	0	6
04	Keiara Griffin	*	28	2-8	0-4	0-2	2-7-9	1	4	2	1	2	4
23	Jessie Day	*	28	2-4	0-1	0-0	0-3-3	1	1	0	0	0	4
02	Imari Martin		26	6-13	5-10	0-0	0-1-1	1	3	3	0	0	17
21	Kennedy Gavin		21	2-3	0-0	0-0	0-1-1	2	0	1	0	0	4
05	Nekiyah Thompson		9	1-1	0-0	0-0	0-1-1	2	2	2	0	0	2
13	Shawnta Shaw		4	1-1	0-0	0-0	0-1-1	2	2	2	0	0	2
22	Jayla Walker		6	0-0	0-0	0-0	0-0-0	0	0	0	0	0	0
34	Winnie Kuimi		4	0-2	0-0	0-2	1-1-2	0	0	0	0	0	0
TM	TEAM		0	0-0	0-0	0-0	0-2-2	0	0	0	0	0	0
TOTALS		**-**	**200**	**28-55**	**9-22**	**7-13**	**6-32-38**	**14**	**16**	**18**	**2**	**5**	**72**

Score by Periods	1st	2nd	3rd	4th	Total
UT Martin	17	12	19	19	67
Jacksonville St.	12	26	22	12	72

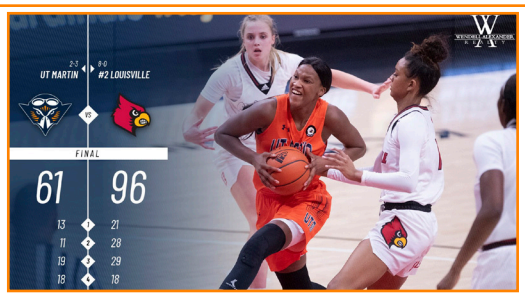

UT Martin at #2 Louisville
1/5/21 | 1:30 pm at KFC Yum! Center - Louisville, Ky.

UT Martin 61 • 2-3

##	Player	GS	MIN	FG	3PT	FT	O-B-T	PF	A	TO	B	S	PTS
20	Chelsey Perry	*	38	9-18	1-4	7-10	3-7-10	4	0	4	1	0	26
35	Paige Pipkin	*	28	2-6	1-3	4-6	0-2-2	2	2	5	0	1	9
05	Seygan Robins	*	24	2-3	0-0	1-2	0-2-2	0	1	2	0	1	5
11	Dasia Young	*	13	2-3	1-1	0-0	0-2-2	2	1	0	0	0	5
21	Maddie Waldrop	*	28	0-2	0-2	0-0	1-5-6	3	1	1	1	0	0
02	Sade' Hudson		13	2-6	1-1	4-4	0-1-1	1	1	1	0	0	9
14	Zaire Hicks		16	3-5	0-1	1-2	0-1-1	1	0	1	0	0	7
23	Hayley Harrison		16	0-3	0-1	0-0	0-1-1	1	1	1	1	1	0
13	Demi Burdick		10	0-1	0-1	0-0	0-1-1	1	1	1	0	0	0
22	Damiah Griffin		9	0-1	0-0	0-0	0-1-1	0	1	0	0	0	0
31	Kyannah Grant		3	0-1	0-0	0-0	0-0-0	0	0	1	0	0	0
10	Raegan Johnson		2	0-1	0-0	0-0	0-0-0	0	0	0	0	0	0
TM	TEAM		0	0-0	0-0	0-0	1-0-1	0	0	1	0	0	0
TOTALS		**-**	**200**	**20-50**	**4-14**	**17-24**	**5-23-28**	**15**	**9**	**18**	**3**	**3**	**61**

#2 Louisville 96 • 8-0

##	Player	GS	MIN	FG	3PT	FT	O-B-T	PF	A	TO	B	S	PTS
01	Dana Evans	*	25	10-12	6-7	3-3	0-2-2	2	5	2	0	2	29
14	Kianna Smith	*	23	5-8	3-4	1-2	2-3-5	1	1	2	0	2	14
10	Hailey Van Lith	*	28	4-8	0-4	4-4	1-4-5	3	3	0	0	0	12
44	Olivia Cochran	*	23	3-8	0-1	2-2	1-5-6	2	2	2	1	1	8
04	Elizabeth Balogun	*	22	2-6	1-4	0-0	1-2-3	3	0	0	1	0	5
03	Malea Williams		6	2-4	1-1	2-2	0-3-3	0	0	0	1	0	7
02	Ahlana Smith		19	2-7	1-3	1-2	0-0-0	3	0	1	0	2	6
22	Elizabeth Dixon		17	1-4	0-0	4-4	3-2-5	3	1	0	1	1	6
11	Norika Konno		20	2-6	1-2	0-0	3-1-4	1	3	0	0	2	5
13	Merissah Russell		7	2-3	0-0	0-0	1-1-2	1	0	0	0	0	4
05	Mykasa Robinson		8	0-1	0-0	0-0	0-3-3	1	2	0	0	0	0
00	Ramani Parker		2	0-0	0-0	0-0	0-1-1	0	0	2	0	0	0
TM	TEAM		0	0-0	0-0	0-0	0-0-0	0	0	0	0	0	0
TOTALS		**-**	**200**	**33-67**	**13-26**	**17-19**	**12-27-39**	**20**	**17**	**9**	**4**	**10**	**96**

Score by Periods	1st	2nd	3rd	4th	Total
UT Martin	13	11	19	18	61
#2 Louisville	21	28	29	18	96

UT Martin at Tennessee State
1/7/21 | 5 pm at Gentry Center - Nashville, Tenn.

UT Martin 80 • 3-3 (2-1 OVC)

##	Player	GS	MIN	FG	3PT	FT	O-B-T	PF	A	TO	B	S	PTS
20	Perry,Chelsey	*	23	13-18	3-4	3-3	1-6-7	2	0	1	1	4	32
05	Robins,Seygan	*	25	6-8	6-7	0-0	1-1-2	0	3	0	0	0	18
11	Young,Dasia	*	24	1-3	1-2	2-2	2-4-6	1	4	3	0	2	5
21	Waldrop,Maddie	*	24	1-4	0-2	0-0	3-3-6	1	4	1	1	0	2
35	Pipkin,Paige	*	21	1-6	0-3	0-0	0-3-3	0	5	2	1	1	2
13	Burdick,Demi		15	3-6	0-0	0-0	0-2-2	0	1	2	0	0	6
22	Griffin,Damiah		11	3-4	0-1	0-1	2-1-3	1	0	1	0	0	6
02	Hudson,Sade'		10	2-5	0-1	2-2	1-1-2	2	0	0	0	0	6
10	Johnson,Raegan		7	0-0	0-0	3-4	1-1-2	0	2	1	0	0	3
23	Harrison,Hayley		20	0-4	0-2	0-0	1-1-2	4	1	0	2	0	0
14	Hicks,Zaire		10	0-4	0-3	0-0	0-0-0	1	0	0	0	1	0
31	Grant,Kyannah		10	0-1	0-1	0-0	0-1-1	0	0	0	0	1	0
TM	TEAM		0	0-0	0-0	0-0	4-1-5	0	0	1	0	0	0
TOTALS		**-**	**200**	**30-63**	**10-26**	**10-12**	**16-25-41**	**12**	**20**	**12**	**5**	**9**	**80**

Tennessee State 39 • 0-6 (0-4 OVC)

##	Player	GS	MIN	FG	3PT	FT	O-B-T	PF	A	TO	B	S	PTS
02	Wrister,Andreana	*	31	3-18	1-10	3-3	2-0-2	1	3	4	0	0	10
03	Wrightsell,Jaden	*	28	4-9	0-0	1-2	1-5-6	4	1	5	0	1	9
21	Fairs,London	*	20	2-6	2-5	1-2	0-0-0	0	0	0	0	0	7
11	Davis,Kennedy	*	31	0-2	0-0	0-0	2-2-4	2	2	7	0	1	0
32	Broner,Jasmine	*	27	0-1	0-0	0-0	3-4-7	3	0	2	0	0	0
12	McCullah,Breannah		30	2-10	0-3	1-2	1-4-5	2	0	2	0	1	5
22	Cunningham,Nijah		16	1-3	0-0	2-2	1-1-2	2	0	1	0	0	4
10	Appiah-Kubi,Amber		12	1-3	1-3	0-0	0-0-0	1	0	0	0	0	3
05	Bailey,Aniyah		3	0-0	0-0	1-2	0-0-0	0	0	0	0	0	1
14	Spence,Jada		2	0-0	0-0	0-0	0-0-0	0	0	0	0	0	0
TM	TEAM		0	0-0	0-0	0-0	3-2-5	0	0	2	0	0	0
TOTALS		**-**	**200**	**13-52**	**4-21**	**9-13**	**13-18-31**	**15**	**6**	**23**	**0**	**3**	**39**

Score by Periods	1st	2nd	3rd	4th	Total
UT Martin	26	14	23	17	80
Tennessee State	17	7	7	14	39

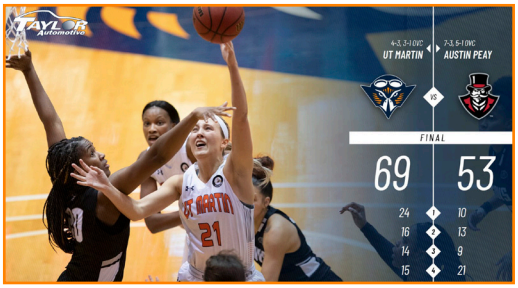

UT Martin vs. Austin Peay
1/14/21 | 5 pm at Elam Center - Martin, Tenn.

Austin Peay 53 • 7-5, 5-1

##	Player	GS	MIN	FG	3PT	FT	O-B-T	PF	A	TO	B	S	PTS
15	Kasey Kidwell	*	27	3-5	0-2	4-6	1-2-3	4	1	0	0	1	10
33	Brandi Ferby	*	22	1-5	1-2	3-6	0-2-2	3	2	0	0	1	6
32	Brianah Ferby	*	17	2-8	0-2	0-0	1-1-2	2	2	1	0	0	4
23	Maggie Knowles	*	27	0-6	0-5	0-0	0-4-4	2	0	0	0	2	0
20	Kemia Ward	*	9	0-0	0-0	0-0	0-4-4	5	0	1	0	0	0
22	Shay-Lee Kirby		22	3-9	3-7	4-4	3-2-5	1	0	0	0	1	13
03	Nina De Leon Negron		23	3-5	1-2	1-4	2-4-6	1	3	2	0	1	8
00	Tahanee Bennell		19	2-8	2-6	1-2	3-1-4	2	2	4	0	2	7
24	Kelen Kenol		14	2-5	0-0	0-0	0-0-0	1	0	2	0	0	4
05	Myah Leflore		11	0-3	0-1	1-2	0-0-0	2	0	2	0	0	1
11	D'Shara Booker		6	0-0	0-0	0-0	0-0-0	1	0	0	0	0	0
02	Ashlynn Freeman		3	0-0	0-0	0-0	0-0-0	0	0	0	0	0	0
TM	TEAM		0	0-0	0-0	0-0	1-0-1	0	0	0	0	0	0
TOTALS		**-**	**200**	**16-54**	**7-27**	**14-24**	**11-20-31**	**24**	**10**	**12**	**0**	**8**	**53**

UT Martin 69 • 4-3, 3-1

##	Player	GS	MIN	FG	3PT	FT	O-B-T	PF	A	TO	B	S	PTS
20	Chelsey Perry	*	39	8-16	1-2	15-18	0-11-11	0	1	3	2	1	32
21	Maddie Waldrop	*	33	6-9	4-4	5-7	1-5-6	1	2	0	0	1	21
05	Seygan Robins	*	34	2-5	1-3	0-0	1-2-3	2	3	7	0	2	5
11	Dasia Young	*	27	1-4	0-2	1-2	2-7-9	4	3	2	0	1	3
35	Paige Pipkin	*	22	1-4	1-4	0-0	0-2-2	4	3	2	0	0	3
14	Zaire Hicks		17	2-4	1-1	0-0	2-0-2	4	2	2	0	0	5
02	Sade' Hudson		14	0-2	0-1	0-0	0-1-1	2	1	1	0	0	0
22	Damiah Griffin		8	0-0	0-0	0-0	0-2-2	1	0	0	0	0	0
23	Hayley Harrison		4	0-0	0-0	0-0	0-0-0	0	0	0	0	0	0
31	Kyannah Grant		2	0-0	0-0	0-0	0-0-0	0	0	0	0	0	0
10	Raegan Johnson		0+	0-0	0-0	0-0	0-0-0	0	0	0	0	0	0
44	Haley Nichols		0+	0-0	0-0	0-0	0-0-0	0	0	0	0	0	0
TM	TEAM		0	0-0	0-0	0-0	0-1-1	0	0	1	0	0	0
TOTALS		**-**	**200**	**20-44**	**8-17**	**21-27**	**6-31-37**	**18**	**15**	**18**	**2**	**5**	**69**

Score by Periods	1st	2nd	3rd	4th	Total
Austin Peay	10	13	9	21	53
UT Martin	24	16	14	15	69

UT Martin vs. Murray State
1/16/21 | 1 pm at Elam Center - Martin, Tenn.

Murray State 71 • 5-6, 2-4

##	Player	GS	MIN	FG	3PT	FT	O-B-T	PF	A	TO	B	S	PTS
05	Macey Turley	*	32	7-13	3-4	6-6	1-3-4	0	6	2	0	2	23
21	Bria Sanders-Woods	*	30	4-10	3-5	5-6	0-3-3	2	3	6	0	1	16
31	Katelyn Young	*	27	4-10	0-0	3-5	1-7-8	2	1	2	0	2	11
04	Lex Mayes	*	34	2-5	2-5	0-0	0-2-2	0	2	1	0	0	6
11	Laci Hawthorne	*	27	1-3	0-0	2-2	1-3-4	3	0	2	0	0	4
14	Manna Mensah		16	2-7	0-1	2-2	0-1-1	0	0	0	1	0	6
44	Macie Gibson		2	1-2	1-2	0-0	0-0-0	2	0	1	0	0	3
22	Hannah McKay		12	1-4	0-2	0-0	0-1-1	0	1	0	0	0	2
32	Alexis Burpo		14	0-2	0-0	0-0	0-3-3	5	0	0	0	0	0
10	Lucia Operto		6	0-1	0-0	0-0	0-1-1	2	0	0	0	1	0
23	Jalexis Russell		0+	0-0	0-0	0-0	0-0-0	1	0	0	0	0	0
TM	TEAM		0	0-0	0-0	0-0	2-1-3	0	0	0	0	0	0
TOTALS		**-**	**200**	**22-57**	**9-19**	**18-21**	**5-25-30**	**17**	**13**	**14**	**1**	**6**	**71**

UT Martin 78 • 5-3, 4-1

##	Player	GS	MIN	FG	3PT	FT	O-B-T	PF	A	TO	B	S	PTS
20	Chelsey Perry	*	40	14-31	1-7	7-8	1-10-11	2	1	3	4	1	36
05	Seygan Robins	*	36	4-9	3-5	3-4	1-1-2	3	3	7	1	1	14
21	Maddie Waldrop	*	30	5-8	0-2	2-3	0-6-6	3	3	0	0	0	12
11	Dasia Young	*	37	5-10	0-1	0-0	3-2-5	2	3	1	0	1	10
35	Paige Pipkin	*	20	1-2	0-0	0-0	0-3-3	1	3	1	0	2	2
02	Sade' Hudson		10	1-2	0-0	0-0	1-2-3	2	1	0	0	0	2
31	Kyannah Grant		6	0-0	0-0	2-2	0-0-0	0	1	0	0	0	2
14	Zaire Hicks		18	0-0	0-0	0-0	0-3-3	2	3	1	0	0	0
22	Damiah Griffin		2	0-0	0-0	0-0	0-0-0	0	0	0	0	0	0
10	Raegan Johnson		1	0-0	0-0	0-0	0-0-0	0	0	0	0	0	0
TM	TEAM		0	0-0	0-0	0-0	2-3-5	0	0	0	0	0	0
TOTALS		**-**	**200**	**30-62**	**4-15**	**14-17**	**8-30-38**	**15**	**18**	**13**	**5**	**5**	**78**

Score by Periods	1st	2nd	3rd	4th	Total
Murray State	20	12	24	15	71
UT Martin	16	21	21	20	78

UT Martin at Eastern Kentucky
1/21/21 | 5 pm at McBrayer Arena - Richmond, Ky.

UT Martin 65 • 6-3, 5-1

##	Player	GS	MIN	FG	3PT	FT	O-B-T	PF	A	TO	B	S	PTS
20	Chelsey Perry	*	34	8-12	2-3	4-6	1-7-8	3	4	0	2	2	22
21	Maddie Waldrop	*	30	4-7	1-4	0-0	0-6-6	0	5	1	1	0	9
11	Dasia Young	*	36	2-11	1-3	3-4	3-1-4	4	3	5	0	2	8
05	Seygan Robins	*	35	2-9	2-7	0-0	0-3-3	2	5	2	0	1	6
35	Paige Pipkin	*	20	1-7	1-4	0-0	1-4-5	0	1	3	0	2	3
31	Kyannah Grant		22	3-6	3-5	0-0	0-4-4	0	2	2	0	0	9
13	Demi Burdick		12	3-7	0-0	0-0	0-4-4	1	2	2	0	1	6
22	Damiah Griffin		4	1-1	0-0	0-0	1-1-2	1	0	0	0	0	2
02	Sade' Hudson		3	0-0	0-0	0-0	0-0-0	0	0	0	0	0	0
10	Raegan Johnson		3	0-0	0-0	0-0	0-0-0	1	0	0	0	1	0
44	Haley Nichols		1	0-1	0-0	0-0	0-0-0	1	0	0	0	0	0
TM	TEAM		0	0-0	0-0	0-0	1-2-3	0	0	0	0	0	0
TOTALS		**-**	**200**	**24-61**	**10-26**	**7-10**	**7-32-39**	**13**	**22**	**15**	**3**	**9**	**65**

Eastern Kentucky 39 • 6-7, 5-4

##	Player	GS	MIN	FG	3PT	FT	O-B-T	PF	A	TO	B	S	PTS
00	Jayla Johnson	*	24	5-12	0-3	1-2	2-1-3	2	0	4	0	1	11
55	Kendall Wingler	*	31	2-7	1-6	2-2	0-5-5	1	0	3	0	0	7
15	Bria Bass	*	25	2-4	0-1	2-2	2-6-8	0	2	3	1	0	6
21	Anysa Jordan	*	23	2-6	0-1	0-0	1-6-7	1	0	2	0	1	4
30	Alice Recanati	*	27	1-7	0-1	0-0	0-5-5	0	3	3	0	0	2
20	Emma Hacker		19	1-6	0-4	2-2	0-1-1	3	1	1	0	1	4
01	Corriana Evans		9	1-4	0-0	1-2	2-0-2	2	0	1	0	1	3
04	Georgia Baldwin		8	1-5	0-2	0-0	0-0-0	0	0	1	0	0	2
05	Amerah Steele		11	0-1	0-0	0-0	0-0-0	1	0	0	0	1	0
25	Clara Rosini		11	0-0	0-0	0-0	1-2-3	1	0	2	0	1	0
12	Kynnedy Azubike		10	0-3	0-1	0-0	0-0-0	0	0	1	0	1	0
23	Dafne Gianesini		2	0-1	0-0	0-0	0-0-0	1	0	2	0	0	0
TM	TEAM		0	0-0	0-0	0-0	1-3-4	0	0	0	0	0	0
TOTALS		**-**	**200**	**15-56**	**1-19**	**8-10**	**9-29-38**	**12**	**6**	**23**	**1**	**7**	**39**

Score by Periods	1st	2nd	3rd	4th	Total
UT Martin	12	11	23	19	65
Eastern Kentucky	8	17	7	7	39

UT Martin at Morehead State
1/23/21 | 1 p.m. at Johnson Arena - Morehead, Ky.

UT Martin 80 • 7-3, 6-1

##	Player	GS	MIN	FG	3PT	FT	O-B-T	PF	A	TO	B	S	PTS
20	Chelsey Perry	*	37	8-17	0-2	12-14	2-9-11	2	3	1	6	2	28
11	Dasia Young	*	27	10-14	0-2	2-2	1-4-5	4	2	1	2	1	22
35	Paige Pipkin	*	35	6-10	1-3	1-2	2-2-4	1	2	0	2	0	14
05	Seygan Robins	*	32	2-5	1-3	1-1	0-1-1	2	4	1	0	0	6
21	Maddie Waldrop	*	18	1-3	1-3	0-0	0-3-3	5	3	0	0	0	3
22	Damiah Griffin		9	2-2	0-0	0-0	1-0-1	1	0	0	1	1	4
02	Sade' Hudson		13	1-2	1-2	0-0	0-1-1	1	0	0	0	0	3
31	Kyannah Grant		19	0-1	0-1	0-0	0-1-1	1	1	3	0	0	0
13	Demi Burdick		10	0-4	0-1	0-0	0-1-1	1	2	1	0	2	0
TM	TEAM		0	0-0	0-0	0-0	1-2-3	0	0	1	0	0	0
TOTALS		**-**	**200**	**30-58**	**4-17**	**16-19**	**7-24-31**	**18**	**17**	**8**	**11**	**6**	**80**

Morehead State 63 • 5-9, 4-6

##	Player	GS	MIN	FG	3PT	FT	O-B-T	PF	A	TO	B	S	PTS
11	Ariel Kirkwood	*	36	5-11	3-5	4-5	2-4-6	3	2	5	0	2	17
12	Lauren Carter	*	36	6-10	2-3	3-3	0-6-6	1	0	3	1	0	17
02	Ellie Jo Johnson	*	30	2-3	0-0	4-4	1-1-2	5	1	0	1	0	8
22	Gabby Crawford	*	28	1-8	0-0	4-4	2-5-7	5	3	1	1	0	6
42	Tyler Moore	*	21	1-4	1-4	0-0	0-2-2	2	0	0	0	0	3
04	Tomiyah Alford		17	3-5	0-0	3-4	1-2-3	2	1	0	0	0	9
24	Jazzmyn Elston		21	1-9	1-3	0-0	0-1-1	1	1	3	0	1	3
01	Morgan Defoor		3	0-0	0-0	0-0	0-0-0	0	1	0	0	0	0
03	Darryn Zeigler		3	0-0	0-0	0-0	0-0-0	0	0	0	1	0	0
32	Laurie Thomas		3	0-0	0-0	0-0	0-0-0	0	0	0	0	0	0
00	L. Perry-Ellis		2	0-0	0-0	0-0	0-0-0	0	0	2	1	0	0
TM	TEAM		0	0-0	0-0	0-0	2-1-3	0	0	1	0	0	0
TOTALS		**-**	**200**	**19-50**	**7-15**	**18-20**	**8-22-30**	**19**	**9**	**15**	**5**	**3**	**63**

Score by Periods	1st	2nd	3rd	4th	Total
UT Martin	13	25	21	21	80
Morehead State	14	11	24	14	63

UT Martin vs Belmont
1/26/21 | 5 p.m. at Elam Center - Martin, Tenn.

Belmont 63 • 6-4, 3-2

##	Player	GS	MIN	FG	3PT	FT	O-B-T	PF	A	TO	B	S	PTS
11	Destinee Wells	*	34	5-13	4-7	5-6	0-6-6	2	2	1	0	2	19
00	Tuti Jones	*	37	4-13	3-10	0-0	1-2-3	2	4	0	0	0	11
14	Jamilyn Kinney	*	36	4-13	3-9	0-0	1-1-2	1	3	4	0	2	11
20	Conley Chinn	*	26	4-12	3-7	0-0	1-3-4	4	2	2	0	2	11
22	Maddie Cook	*	27	2-5	0-0	0-0	3-6-9	3	2	2	0	0	4
10	Allison Luly		25	2-3	0-0	0-1	3-5-8	2	2	1	1	0	4
23	Nikki Baird		11	1-3	1-3	0-0	1-2-3	2	1	1	0	0	3
21	Blair Schoenwald		3	0-0	0-0	0-0	0-0-0	0	0	0	0	0	0
34	Cam Browning		1	0-0	0-0	0-0	0-0-0	0	0	0	0	0	0
TM	TEAM		0	0-0	0-0	0-0	2-1-3	0	0	1	0	0	0
TOTALS		**-**	**200**	**22-62**	**14-36**	**5-7**	**12-26-38**	**16**	**16**	**12**	**1**	**6**	**63**

UT Martin 66 • 8-3, 7-1

##	Player	GS	MIN	FG	3PT	FT	O-B-T	PF	A	TO	B	S	PTS
20	Chelsey Perry	*	40	7-14	2-4	8-9	1-4-5	2	4	1	4	1	24
21	Maddie Waldrop	*	29	5-12	0-1	1-2	2-8-10	1	2	1	0	1	11
11	Dasia Young	*	40	3-8	1-3	1-2	1-4-5	2	2	2	0	0	8
05	Seygan Robins	*	34	2-5	2-5	1-2	0-3-3	1	4	1	0	1	7
35	Paige Pipkin	*	24	0-3	0-3	0-0	0-2-2	1	4	2	0	1	0
31	Kyannah Grant		19	3-4	2-3	0-0	0-2-2	1	4	0	0	1	8
22	Damiah Griffin		8	4-6	0-0	0-1	1-2-3	0	0	1	0	0	8
02	Sade' Hudson		3	0-0	0-0	0-0	0-0-0	0	0	2	0	1	0
13	Demi Burdick		3	0-0	0-0	0-0	0-0-0	1	0	0	0	0	0
TM	TEAM		0	0-0	0-0	0-0	1-5-6	0	0	0	0	0	0
TOTALS		**-**	**200**	**24-52**	**7-19**	**11-16**	**6-30-36**	**9**	**20**	**10**	**4**	**6**	**66**

Score by Periods	1st	2nd	3rd	4th	Total
Belmont	22	8	14	19	63
UT Martin	16	11	24	15	66

UT Martin vs Eastern Illinois
1/28/21 | 5 p.m. at Elam Center - Martin, Tenn.

Eastern Illinois 50 • 7-9, 5-6

##	Player	GS	MIN	FG	3PT	FT	O-B-T	PF	A	TO	B	S	PTS
41	Abby Wahl	*	34	8-13	2-3	3-4	2-5-7	0	0	2	1	1	21
22	Lariah Washington	*	34	3-9	0-2	2-2	1-8-9	1	4	4	0	0	8
01	Kira Arthofer	*	35	2-8	0-2	0-0	0-0-0	2	5	4	0	0	4
24	Morgan Litwiller	*	29	1-6	1-5	0-0	0-3-3	3	0	2	0	1	3
15	Taylor Steele	*	25	1-5	1-3	0-0	2-3-5	2	2	2	0	0	3
02	Jordyn Hughes		22	3-6	1-4	0-0	1-1-2	2	1	3	0	5	7
12	Paige Schumann		5	1-1	0-0	0-0	0-0-0	0	0	1	0	1	2
32	Parker Stafford		4	1-1	0-0	0-0	0-1-1	2	0	0	0	0	2
03	Briana Mishler		6	0-2	0-0	0-0	0-0-0	1	0	1	0	0	0
05	Jacqueline Maulucci		2	0-1	0-0	0-0	0-0-0	0	0	0	0	0	0
20	Alana Vinson		2	0-0	0-0	0-0	0-0-0	0	0	0	0	0	0
21	Haley Cameron		2	0-0	0-0	0-0	0-0-0	1	0	0	0	0	0
TM	TEAM		0	0-0	0-0	0-0	5-3-8	0	0	1	0	0	0
TOTALS		**-**	**200**	**20-52**	**5-19**	**5-6**	**11-24-35**	**14**	**12**	**20**	**1**	**8**	**50**

UT Martin 70 • 9-3, 8-1

##	Player	GS	MIN	FG	3PT	FT	O-B-T	PF	A	TO	B	S	PTS
20	Chelsey Perry	*	38	7-17	4-10	1-1	1-5-6	2	5	1	1	1	19
11	Dasia Young	*	38	6-11	1-2	3-3	1-3-4	3	3	1	0	4	16
35	Paige Pipkin	*	28	4-6	3-5	0-0	0-6-6	2	3	3	0	2	11
21	Maddie Waldrop	*	25	5-8	0-2	0-0	0-1-1	4	1	2	0	0	10
05	Seygan Robins	*	32	1-4	1-4	0-0	0-0-0	0	6	1	0	3	3
13	Demi Burdick		13	3-6	0-0	1-2	1-3-4	0	0	0	0	0	7
02	Sade' Hudson		5	1-2	0-1	0-0	0-1-1	0	0	1	0	0	2
10	Raegan Johnson		2	0-0	0-0	2-2	0-0-0	0	0	0	0	0	2
31	Kyannah Grant		15	0-0	0-0	0-0	0-1-1	0	3	2	0	0	0
22	Damiah Griffin		2	0-0	0-0	0-0	0-0-0	0	0	0	0	0	0
23	Hayley Harrison		2	0-0	0-0	0-0	0-0-0	0	0	0	0	0	0
TM	TEAM		0	0-0	0-0	0-0	1-1-2	0	0	0	0	0	0
TOTALS		**-**	**200**	**27-54**	**9-24**	**7-8**	**4-21-25**	**11**	**21**	**11**	**1**	**10**	**70**

Score by Periods	1st	2nd	3rd	4th	Total
Eastern Illinois	6	12	21	11	50
UT Martin	9	23	17	21	70

UT Martin vs. SIUE
1/30/21 | 1 pm at Elam Center - Martin, Tenn.

SIUE 45 • 5-11, 2-9

##	Player	GS	MIN	FG	3PT	FT	O-B-T	PF	A	TO	B	S	PTS
12	Mikayla Kinnard	*	34	4-9	0-0	2-2	1-2-3	1	1	6	0	0	10
11	Mikia Keith	*	28	3-7	2-4	0-0	1-2-3	3	2	3	0	3	8
23	Allie Troeckler	*	25	2-4	0-0	1-1	1-2-3	2	1	0	0	1	5
05	Ajulu Thatha	*	16	1-7	0-0	3-7	3-4-7	1	0	2	0	0	5
10	Sara Majorosova	*	15	1-5	0-3	0-0	0-3-3	0	2	0	0	0	2
02	Prima Chellis		15	2-5	0-1	3-6	1-1-2	0	0	1	0	2	7
54	Kelsie Williams		18	1-6	0-0	0-0	0-0-0	1	1	2	2	1	2
32	Madison Webb		10	1-1	0-0	0-0	0-1-1	3	1	1	0	1	2
35	Mikala Hall		5	1-3	0-1	0-0	0-1-1	0	0	1	0	0	2
44	Tori Hamilton		8	0-0	0-0	1-4	2-1-3	2	0	0	1	0	1
22	Madison Hackstadt		7	0-2	0-2	1-2	1-0-1	0	0	0	0	0	1
04	Tori Handley		12	0-4	0-2	0-0	2-1-3	0	0	1	0	1	0
15	Masyn McWilliams		7	0-3	0-2	0-2	0-2-2	0	0	0	0	0	0
TM	TEAM		0	0-0	0-0	0-0	2-1-3	0	0	0	0	0	0
TOTALS		**-**	**200**	**16-56**	**2-15**	**11-24**	**14-21-35**	**13**	**8**	**17**	**3**	**9**	**45**

UT Martin 79 • 10-3, 9-1

##	Player	GS	MIN	FG	3PT	FT	O-B-T	PF	A	TO	B	S	PTS
35	Paige Pipkin	*	19	4-7	2-4	1-1	0-1-1	1	2	1	1	1	11
21	Maddie Waldrop	*	26	4-7	0-1	0-0	1-12-13	3	4	2	1	1	8
20	Chelsey Perry	*	8	3-6	0-0	1-1	1-2-3	0	1	1	0	0	7
11	Dasia Young	*	13	3-5	0-0	0-2	1-3-4	1	2	0	1	2	6
05	Seygan Robins	*	24	2-4	1-2	0-0	0-1-1	3	4	2	0	0	5
23	Hayley Harrison		18	4-5	4-5	2-2	1-3-4	1	1	1	0	0	14
13	Demi Burdick		22	4-6	0-0	0-0	1-5-6	1	0	1	0	0	8
31	Kyannah Grant		23	2-3	2-3	0-0	0-1-1	0	3	0	2	1	6
22	Damiah Griffin		17	3-7	0-0	0-0	0-2-2	5	1	2	1	0	6
02	Sade' Hudson		18	2-4	1-2	0-0	0-2-2	3	2	1	0	2	5
10	Raegan Johnson		10	1-4	0-0	1-2	0-0-0	3	1	1	0	1	3
44	Haley Nichols		2	0-0	0-0	0-0	0-0-0	0	0	0	0	0	0
TM	TEAM		0	0-0	0-0	0-0	1-2-3	0	0	1	0	0	0
TOTALS		**-**	**200**	**32-58**	**10-17**	**5-8**	**6-34-40**	**21**	**21**	**13**	**6**	**8**	**79**

Score by Periods	1st	2nd	3rd	4th	Total
SIUE	11	12	7	15	45
UT Martin	15	15	27	22	79

UT Martin vs. Southeast Missouri
2/1/21 | 4 pm at Elam Center - Martin, Tenn.

Southeast Missouri 70 • 9-7, 7-4

##	Player	GS	MIN	FG	3PT	FT	O-B-T	PF	A	TO	B	S	PTS
02	Roshala Scott	*	37	8-10	4-6	2-2	0-7-7	3	4	6	1	0	22
24	Tesia Thompson	*	28	5-12	0-2	4-6	3-6-9	3	2	2	0	0	14
30	Terri Smith	*	39	6-14	0-3	0-0	3-0-3	1	3	2	0	7	12
40	Latrese Saine	*	26	4-9	0-0	2-4	4-7-11	4	0	2	2	2	10
34	Sophie Bussard	*	40	4-9	1-3	0-0	0-0-0	2	2	3	0	0	9
12	Sophia Hancock		8	1-1	0-0	1-2	0-2-2	1	2	1	0	0	3
14	Nyrobi Pillers		16	0-1	0-0	0-0	4-2-6	2	2	2	0	1	0
13	Deanay Watson		6	0-2	0-0	0-0	0-0-0	0	0	0	0	1	0
TM	TEAM		0	0-0	0-0	0-0	0-0-0	0	0	1	0	0	0
TOTALS		**-**	**200**	**28-58**	**5-14**	**9-14**	**14-24-38**	**16**	**15**	**19**	**3**	**11**	**70**

UT Martin 80 • 11-3, 10-1

##	Player	GS	MIN	FG	3PT	FT	O-B-T	PF	A	TO	B	S	PTS
11	Dasia Young	*	38	9-14	0-0	7-8	3-3-6	3	1	3	0	1	25
31	Kyannah Grant	*	38	5-7	2-4	3-4	0-1-1	0	9	1	0	0	15
21	Maddie Waldrop	*	29	5-7	1-2	2-3	1-2-3	4	1	1	0	2	13
05	Seygan Robins	*	37	3-13	2-6	1-2	1-3-4	2	3	3	0	4	9
35	Paige Pipkin	*	11	1-3	1-2	0-0	0-0-0	1	2	3	0	0	3
22	Damiah Griffin		18	4-8	1-2	2-2	1-5-6	2	2	0	0	2	11
23	Hayley Harrison		11	1-2	0-0	1-2	1-1-2	1	1	1	0	1	3
02	Sade' Hudson		5	0-4	0-1	1-2	1-0-1	0	0	0	0	0	1
13	Demi Burdick		13	0-1	0-1	0-0	0-2-2	4	1	0	0	0	0
10	Raegan Johnson		0+	0-0	0-0	0-0	0-0-0	0	0	0	0	0	0
TM	TEAM		0	0-0	0-0	0-0	3-1-4	0	0	0	0	0	0
TOTALS		**-**	**200**	**28-59**	**7-18**	**17-23**	**11-18-29**	**17**	**20**	**12**	**0**	**10**	**80**

Score by Periods	1st	2nd	3rd	4th	Total
Southeast Missouri	23	20	11	16	70
UT Martin	20	21	18	21	80

UT Martin vs. Jacksonville State
2/4/21 | 5 pm at Elam Center - Martin, Tenn.

Jacksonville State 46 • 8-5, 5-4

##	Player	GS	MIN	FG	3PT	FT	O-B-T	PF	A	TO	B	S	PTS
00	Taylor Hawks	*	22	2-7	0-3	3-5	0-3-3	0	4	3	0	0	7
24	Yamia Johnson	*	21	2-11	1-5	2-2	0-4-4	1	1	0	0	0	7
04	Keiara Griffin	*	24	2-5	1-3	0-1	0-3-3	1	1	0	0	0	5
23	Jessie Day	*	27	0-3	0-1	0-0	1-0-1	1	1	1	0	0	0
11	Kiana Johnson	*	17	0-9	0-0	0-0	1-1-2	2	0	2	0	0	0
02	Imari Martin		19	4-8	4-7	0-0	2-0-2	2	0	2	0	2	12
01	Kyra Williams		6	2-2	2-2	0-1	0-0-0	0	0	0	0	0	6
34	Winnie Kuimi		16	1-4	0-0	2-3	2-3-5	2	2	1	1	0	4
03	Kaiya Burnett		12	1-4	0-3	1-2	1-2-3	1	1	0	0	2	3
21	Kennedy Gavin		13	1-3	0-0	0-0	2-1-3	1	0	2	0	0	2
05	Nekiyah Thompson		23	0-2	0-2	0-0	0-1-1	2	2	5	0	3	0
TM	TEAM		0	0-0	0-0	0-0	2-1-3	0	0	0	0	0	0
TOTALS		**-**	**200**	**15-58**	**8-26**	**8-14**	**11-19-30**	**13**	**12**	**16**	**1**	**7**	**46**

UT Martin 60 • 12-3, 11-1

##	Player	GS	MIN	FG	3PT	FT	O-B-T	PF	A	TO	B	S	PTS
11	Dasia Young	*	31	4-8	0-0	3-5	3-10-13	2	2	3	1	0	11
31	Kyannah Grant	*	28	4-6	2-2	1-2	0-1-1	0	2	1	0	2	11
21	Maddie Waldrop	*	28	5-8	0-1	0-0	1-4-5	2	3	3	4	0	10
35	Paige Pipkin	*	24	3-5	1-1	1-1	1-6-7	1	2	1	0	1	8
05	Seygan Robins	*	31	1-7	1-3	2-2	0-5-5	0	2	1	0	4	5
22	Damiah Griffin		19	5-10	0-1	1-1	3-2-5	0	2	4	1	1	11
13	Demi Burdick		9	2-2	0-0	0-0	1-2-3	2	0	0	1	0	4
02	Sade' Hudson		13	0-2	0-1	0-2	0-1-1	3	1	2	0	0	0
23	Hayley Harrison		13	0-2	0-1	0-0	0-3-3	3	1	3	1	1	0
10	Raegan Johnson		3	0-1	0-0	0-0	0-0-0	0	0	1	0	0	0
44	Haley Nichols		1	0-0	0-0	0-0	0-0-0	0	0	0	0	1	0
TM	TEAM		0	0-0	0-0	0-0	0-2-2	0	0	0	0	0	0
TOTALS		**-**	**200**	**24-51**	**4-10**	**8-13**	**9-36-45**	**13**	**15**	**19**	**8**	**10**	**60**

Score by Periods	1st	2nd	3rd	4th	Total
Jacksonville State	15	9	0	22	46
UT Martin	12	14	21	13	60

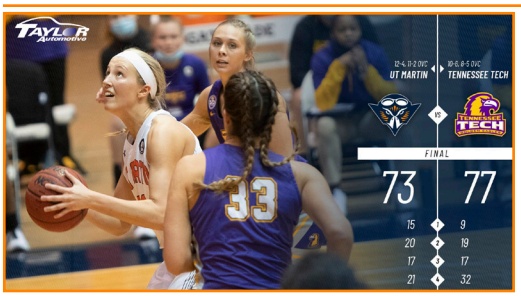

UT Martin vs. Tennessee Tech
2/6/21 | 1 pm at Elam Center - Martin, Tenn.

Tennessee Tech 77 • 10-6, 8-5

##	Player	GS	MIN	FG	3PT	FT	O-B-T	PF	A	TO	B	S	PTS
02	Jordan Brock	*	32	11-19	8-12	2-2	0-3-3	4	0	2	0	0	32
20	Kesha Brady	*	38	3-6	0-1	8-9	1-5-6	0	3	3	1	0	14
24	Jada Guinn	*	36	4-8	0-0	4-5	3-6-9	3	5	7	1	3	12
05	Anna Jones	*	31	2-5	0-2	3-3	4-1-5	5	4	1	0	2	7
33	Mackenzie Coleman*		20	0-2	0-0	0-2	0-3-3	1	0	3	2	1	0
03	Megan Clark		27	4-8	2-5	1-2	4-2-6	2	3	0	0	1	11
22	Peyton Carter		7	0-2	0-2	1-2	0-1-1	2	0	1	1	1	1
11	Maaliya Owens		9	0-5	0-3	0-0	0-0-0	2	0	1	0	1	0
13	Ansley Hall		0+	0-0	0-0	0-0	0-0-0	0	0	1	0	0	0
TM	TEAM		0	0-0	0-0	0-0	2-1-3	0	0	0	0	0	0
TOTALS		**-**	**200**	**24-55**	**10-25**	**19-25**	**14-22-36**	**19**	**15**	**19**	**5**	**9**	**77**

UT Martin 73 • 12-4, 11-2

##	Player	GS	MIN	FG	3PT	FT	O-B-T	PF	A	TO	B	S	PTS
21	Maddie Waldrop	*	38	7-9	3-3	5-6	2-6-8	2	2	1	1	2	22
11	Dasia Young	*	35	7-14	0-2	3-4	2-7-9	3	0	6	0	0	17
05	Seygan Robins	*	38	5-9	1-4	0-0	0-1-1	3	5	1	0	3	11
31	Kyannah Grant	*	38	4-10	0-3	3-5	0-1-1	2	4	5	0	1	11
35	Paige Pipkin	*	17	1-4	0-1	2-2	0-1-1	4	1	1	0	1	4
13	Demi Burdick		12	2-3	0-0	0-0	1-2-3	0	1	2	1	0	4
22	Damiah Griffin		15	1-5	0-1	0-0	0-1-1	1	2	0	0	2	2
23	Hayley Harrison		7	1-1	0-0	0-0	1-0-1	2	0	0	0	0	2
02	Sade' Hudson		0+	0-0	0-0	0-0	0-0-0	2	0	0	0	0	0
10	Raegan Johnson		0+	0-0	0-0	0-0	0-0-0	0	0	0	0	0	0
TM	TEAM		0	0-0	0-0	0-0	2-0-2	0	0	0	0	0	0
TOTALS		**-**	**200**	**28-55**	**4-14**	**13-17**	**8-19-27**	**19**	**15**	**16**	**2**	**9**	**73**

Score by Periods	1st	2nd	3rd	4th	Total
Tennessee Tech	9	19	17	32	77
UT Martin	15	20	17	21	73

UT Martin at Austin Peay
2/12/21 | 2 pm at Dunn Center - Clarksville, Tenn.

UT Martin 56 • 13-4, 12-2

##	Player	GS	MIN	FG	3PT	FT	O-B-T	PF	A	TO	B	S	PTS
11	Young,Dasia	*	40	4-9	0-0	8-10	3-4-7	3	0	3	0	1	16
02	Hudson,Sade'	*	33	4-8	0-0	4-4	0-5-5	2	2	4	0	0	12
21	Waldrop,Maddie	*	38	4-8	0-0	1-3	1-3-4	3	1	2	2	0	9
35	Pipkin,Paige	*	26	1-4	1-2	0-0	1-4-5	2	1	2	0	0	3
31	Grant,Kyannah	*	21	0-4	0-2	0-0	2-2-4	1	0	6	0	0	0
13	Burdick,Demi		18	2-4	0-0	4-4	2-5-7	1	1	3	1	0	8
23	Harrison,Hayley		13	2-3	0-0	0-0	0-3-3	0	1	1	0	1	4
22	Griffin,Damiah		11	1-2	0-1	2-2	0-0-0	1	1	1	0	2	4
TM	TEAM		0	0-0	0-0	0-0	2-2-4	0	0	1	0	0	0
TOTALS		**-**	**200**	**18-42**	**1-5**	**19-23**	**11-28-39**	**13**	**7**	**23**	**3**	**4**	**56**

Austin Peay 51 • 10-6, 8-4

##	Player	GS	MIN	FG	3PT	FT	O-B-T	PF	A	TO	B	S	PTS
23	Knowles,Maggie	*	28	4-8	4-8	0-0	2-1-3	2	0	0	0	2	12
32	Ferby,Brianah	*	28	3-9	2-6	4-4	3-2-5	3	0	2	0	0	12
11	Booker,D'Shara	*	24	4-10	0-0	1-1	1-6-7	5	2	1	1	0	9
05	Leflore,Myah	*	11	1-3	0-2	0-0	1-0-1	3	0	1	0	0	2
00	Bennell,Tahanee	*	21	0-6	0-4	0-0	1-1-2	2	2	5	0	1	0
22	Kirby,Shay-Lee		31	4-10	2-7	0-0	0-2-2	2	2	1	0	1	10
14	Sawyer,Ella		27	1-5	0-2	0-0	2-1-3	4	4	4	0	1	2
03	De Leon Negron,Nina		18	1-5	0-1	0-0	1-1-2	0	0	1	0	1	2
24	Kenol,Kelen		8	0-1	0-0	2-2	0-1-1	1	0	0	0	1	2
15	Kidwell,Kasey		4	0-3	0-1	0-0	1-0-1	0	0	0	0	0	0
TM	TEAM		0	0-0	0-0	0-0	2-0-2	0	0	1	0	0	0
TOTALS		**-**	**200**	**18-60**	**8-31**	**7-7**	**14-15-29**	**22**	**10**	**16**	**1**	**7**	**51**

Score by Periods	1st	2nd	3rd	4th	Total
UT Martin	9	14	12	21	56
Austin Peay	10	14	11	20	51

UT Martin at Murray State
2/13/21 | 4 pm at CFSB Center - Murray, Ky.

UT Martin 67 • 14-4, 13-2

##	Player	GS	MIN	FG	3PT	FT	O-B-T	PF	A	TO	B	S	PTS
02	Sade' Hudson	*	32	4-10	3-7	1-2	0-4-4	2	3	0	0	0	12
11	Dasia Young	*	23	4-7	0-0	3-3	2-2-4	3	2	1	0	2	11
21	Maddie Waldrop	*	40	2-9	0-3	0-0	1-7-8	2	1	1	3	0	4
35	Paige Pipkin	*	26	1-8	1-5	0-0	2-3-5	0	2	0	1	0	3
05	Seygan Robins	*	23	1-3	1-3	0-0	0-2-2	1	2	2	0	1	3
20	Chelsey Perry		25	9-19	0-1	0-0	3-3-6	3	1	2	1	0	18
13	Demi Burdick		14	4-6	0-0	2-2	2-2-4	2	3	0	0	1	10
22	Damiah Griffin		10	3-4	0-0	0-0	0-1-1	0	0	1	0	1	6
23	Hayley Harrison		7	0-1	0-0	0-0	0-0-0	0	0	1	0	0	0
TM	TEAM		0	0-0	0-0	0-0	1-1-2	0	0	0	0	0	0
TOTALS		**-**	**200**	**28-67**	**5-19**	**6-7**	**11-25-36**	**13**	**14**	**8**	**5**	**5**	**67**

Murray State 65 • 11-10, 8-8

##	Player	GS	MIN	FG	3PT	FT	O-B-T	PF	A	TO	B	S	PTS
05	Macey Turley	*	32	6-12	4-6	6-6	0-4-4	3	2	3	0	2	22
31	Katelyn Young	*	36	6-11	0-0	0-0	3-7-10	2	1	2	1	0	12
11	Laci Hawthorne	*	22	5-9	0-0	1-2	4-3-7	0	0	1	2	0	11
21	Bria Sanders-Woods*		36	2-11	1-4	5-6	2-2-4	0	6	3	0	1	10
04	Lex Mayes	*	29	0-4	0-3	0-0	0-4-4	0	2	1	0	1	0
14	Manna Mensah		20	3-6	0-0	0-0	1-3-4	2	1	3	0	0	6
22	Hannah McKay		18	2-7	0-1	0-0	0-3-3	0	1	0	1	0	4
32	Alexis Burpo		7	0-0	0-0	0-0	0-2-2	1	0	0	0	0	0
TM	TEAM		0	0-0	0-0	0-0	2-0-2	0	0	0	0	0	0
TOTALS		**-**	**200**	**24-60**	**5-14**	**12-14**	**12-28-40**	**8**	**13**	**13**	**4**	**4**	**65**

Score by Periods	1st	2nd	3rd	4th	Total
UT Martin	15	13	19	20	67
Murray St.	25	7	18	15	65

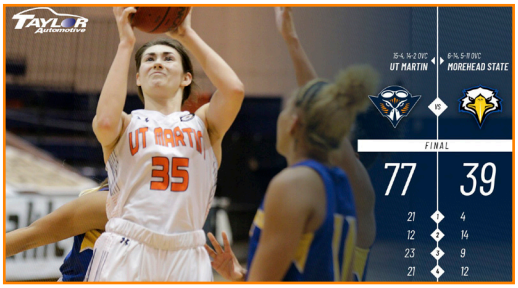

UT Martin vs. Morehead State
2/18/21 | 5 pm at Elam Center - Martin, Tenn.

Morehead State 39 • 6-14, 5-11

##	Player	GS	MIN	FG	3PT	FT	O-B-T	PF	A	TO	B	S	PTS
12	Lauren Carter	*	38	4-15	1-3	3-4	0-7-7	2	1	3	2	4	12
22	Gabby Crawford	*	23	3-8	0-0	0-0	3-4-7	5	0	0	0	0	6
11	Ariel Kirkwood	*	24	2-9	0-2	1-2	2-2-4	5	2	4	2	3	5
42	Tyler Moore	*	25	1-4	1-3	0-0	0-3-3	1	1	1	0	0	3
02	Ellie Jo Johnson	*	22	1-3	0-0	0-0	0-1-1	5	0	1	0	0	2
24	Jazzmyn Elston		23	3-10	0-3	1-1	0-2-2	2	0	0	0	1	7
00	L. Perry-Ellis		15	1-2	0-0	0-2	0-1-1	1	2	4	0	0	2
03	Darryn Zeigler		7	0-1	0-1	2-2	0-0-0	2	0	0	0	0	2
04	Tomiyah Alford		15	0-4	0-0	0-0	0-1-1	1	0	3	0	0	0
01	Morgan Defoor		8	0-1	0-1	0-0	0-1-1	1	0	1	0	0	0
TM	TEAM		0	0-0	0-0	0-0	6-2-8	0	0	1	0	0	0
TOTALS		**-**	**200**	**15-57**	**2-13**	**7-11**	**11-24-35**	**25**	**6**	**18**	**4**	**8**	**39**

UT Martin 77 • 15-4, 14-2

##	Player	GS	MIN	FG	3PT	FT	O-B-T	PF	A	TO	B	S	PTS
35	Paige Pipkin	*	30	6-9	6-8	2-2	2-0-2	2	1	1	0	1	20
11	Dasia Young	*	28	6-8	0-0	6-9	4-8-12	1	2	5	1	2	18
02	Sade' Hudson	*	26	0-3	0-1	5-8	1-5-6	2	3	0	0	4	5
20	Chelsey Perry	*	11	2-4	1-2	0-0	0-1-1	1	2	2	1	1	5
05	Seygan Robins	*	17	1-4	1-3	1-2	0-3-3	1	2	2	0	0	4
13	Demi Burdick		24	2-8	1-1	0-0	2-9-11	3	2	3	4	3	5
22	Damiah Griffin		19	2-5	0-0	1-2	1-5-6	0	1	0	1	0	5
23	Hayley Harrison		9	1-5	0-2	3-3	0-0-0	2	2	0	0	0	5
10	Raegan Johnson		7	2-4	0-0	1-3	0-0-0	0	1	0	0	0	5
44	Haley Nichols		2	1-1	1-1	0-0	0-0-0	0	0	0	0	1	3
31	Kyannah Grant		18	0-1	0-1	2-2	0-1-1	1	2	1	1	0	2
14	Zaire Hicks		9	0-1	0-0	0-0	1-0-1	2	1	0	0	1	0
TM	TEAM		0	0-0	0-0	0-0	0-1-1	0	0	0	0	0	0
TOTALS		**-**	**200**	**23-53**	**10-19**	**21-31**	**11-33-44**	**15**	**19**	**14**	**8**	**13**	**77**

Score by Periods	1st	2nd	3rd	4th	Total
Morehead State	4	14	9	12	39
UT Martin	21	12	23	21	77

UT Martin vs. Eastern Kentucky
2/20/21 | 1 pm at Elam Center - Martin, Tenn.

Eastern Kentucky 62 • 8-13, 7-10

##	Player	GS	MIN	FG	3PT	FT	O-B-T	PF	A	TO	B	S	PTS
55	Kendall Wingler	*	31	2-7	2-6	3-4	0-5-5	1	4	0	0	0	9
15	Bria Bass	*	27	2-8	1-6	3-4	2-4-6	1	1	2	0	2	8
00	Jayla Johnson	*	21	2-7	0-0	3-4	0-2-2	2	1	4	0	1	7
30	Alice Recanati	*	23	2-7	1-3	0-0	2-1-3	1	3	1	0	0	5
20	Emma Hacker	*	16	1-5	0-3	0-0	1-1-2	3	0	0	0	0	2
21	Anysa Jordan		16	3-7	1-1	2-2	1-2-3	3	0	2	1	1	9
01	Corriana Evans		5	0-0	0-0	6-6	0-1-1	0	0	0	0	0	6
12	Kynnedy Azubike		20	1-2	1-1	2-2	0-2-2	2	2	2	0	0	5
04	Georgia Baldwin		9	2-4	0-0	0-0	2-2-4	2	1	1	0	1	4
25	Clara Rosini		9	2-3	0-1	0-0	0-1-1	0	0	2	0	0	4
05	Amerah Steele		17	1-1	1-1	0-0	0-0-0	0	0	2	0	0	3
23	Dafne Gianesini		6	0-0	0-0	0-0	0-0-0	1	0	0	0	0	0
TM	TEAM		0	0-0	0-0	0-0	1-2-3	0	0	0	0	0	0
TOTALS		**-**	**200**	**18-51**	**7-22**	**19-22**	**9-23-32**	**16**	**12**	**16**	**1**	**5**	**62**

UT Martin 81 • 16-4, 15-2

##	Player	GS	MIN	FG	3PT	FT	O-B-T	PF	A	TO	B	S	PTS
05	Seygan Robins	*	24	6-8	6-8	0-0	0-2-2	1	4	2	0	1	18
21	Maddie Waldrop	*	27	4-11	1-4	3-4	3-8-11	4	3	1	4	0	12
11	Dasia Young	*	28	5-9	0-0	1-1	1-1-2	3	2	3	0	2	11
35	Paige Pipkin	*	32	3-3	2-2	2-4	0-3-3	1	6	3	0	0	10
02	Sade' Hudson	*	13	0-2	0-2	0-0	0-1-1	1	0	1	0	0	0
14	Zaire Hicks		15	4-7	3-4	1-1	0-3-3	1	0	0	0	0	12
22	Damiah Griffin		9	2-4	0-0	3-3	0-0-0	3	0	0	0	2	7
13	Demi Burdick		17	2-5	0-0	0-0	1-2-3	0	3	0	0	2	4
31	Kyannah Grant		15	1-4	1-3	0-0	1-2-3	0	0	1	1	0	3
23	Hayley Harrison		16	0-2	0-1	2-5	0-1-1	1	1	0	1	0	2
10	Raegan Johnson		2	0-0	0-0	2-2	0-0-0	1	0	0	0	1	2
44	Haley Nichols		2	0-0	0-0	0-0	1-0-1	0	0	1	0	0	0
TM	TEAM		0	0-0	0-0	0-0	0-2-2	0	0	0	0	0	0
TOTALS		**-**	**200**	**27-55**	**13-24**	**14-20**	**7-25-32**	**16**	**19**	**12**	**6**	**8**	**81**

Score by Periods	1st	2nd	3rd	4th	Total
Eastern Kentucky	20	11	14	17	62
UT Martin	22	13	22	24	81

SEASON/CAREER **STATISTICS**

	Overall Statistics										Career Statistics									
SUMMARY	**GP-GS**	**Min/G**	**FG%**	**3PT%**	**FT%**	**R/G**	**A/G**	**STL**	**BLK**	**PTS/G**	**GP-GS**	**Min/G**	**FG%**	**3PT%**	**FT%**	**R/G**	**A/G**	**STL**	**BLK**	**PTS/G**
Chelsey Perry	15-14	31.7	.516	.421	.819	7.4	1.9	18	27	23.8	113-110	28.8	.475	.371	.837	6.5	1.6	150	222	16.5
Dasia Young	20-20	30.4	.500	.296	.712	6.0	2.1	22	7	11.2	51-40	26.0	.460	.328	.672	4.2	1.7	43	13	8.2
Maddie Waldrop	19-19	28.5	.496	.316	.622	6.2	2.3	10	19	8.8	114-81	26.6	.460	.307	.726	6.7	1.8	88	82	8.7
Seygan Robins	19-19	30.4	.423	.434	.737	2.1	3.6	26	1	7.9	19-19	30.4	.423	.434	.737	2.1	3.6	26	1	7.9
Paige Pipkin	18-17	23.7	.394	.389	.700	3.0	2.5	18	5	6.5	21-20	22.9	.375	.344	.700	2.7	2.5	19	5	6.0
Damiah Griffin	20-0	10.5	.551	.143	.733	2.0	0.6	13	4	4.4	64-22	16.8	.463	.279	.769	3.4	0.7	70	19	7.7
Zaire Hicks	8-0	13.0	.467	.417	.667	1.3	0.8	4	1	4.4	74-34	17.9	.356	.320	.700	1.7	1.6	76	4	5.7
Kyannah Grant	17-4	16.9	.440	.414	.765	1.4	2.0	6	4	4.1	72-28	18.8	.421	.351	.779	1.4	2.3	64	12	4.4
Demi Burdick	18-0	13.7	.444	.200	.875	3.5	1.1	9	8	4.0	94-17	10.5	.447	.214	.648	2.5	0.7	37	39	3.1
Hayley Harrison	16-3	13.1	.359	.412	.700	1.5	0.8	7	5	3.1	16-3	13.1	.359	.412	.700	1.5	0.8	7	5	3.1
Sade' Hudson	20-4	12.7	.283	.273	.700	1.7	0.9	9	0	3.1	62-5	12.3	.320	.195	.624	1.5	1.1	46	2	3.7
Raegan Johnson	14-0	3.4	.357	.000	.667	0.4	0.3	3	0	1.4	34-0	3.6	.364	.000	.632	0.9	0.2	6	0	1.1
Haley Nichols	6-0	1.3	.500	1.000	.000	0.2	0.0	2	0	0.5	6-0	1.3	.500	1.000	.000	0.2	0.0	2	0	0.5
x-Macy Rippy	3-0	1.7	.000	.000	.000	0.0	0.0	0	0	0.0	23-0	3.8	.125	.000	.714	0.3	0.2	1	0	0.5

	Overall Statistics											Career Statistics										
SCORING	**FG**	**FGA**	**FG%**	**3FG**	**FGA**	**3PT%**	**FT**	**FTA**	**FT%**	**PTS**	**PTS/G**	**FG**	**FGA**	**FG%**	**3FG**	**FGA**	**3PT%**	**FT**	**FTA**	**FT%**	**PTS**	**PTS/G**
Chelsey Perry	128	248	.516	24	57	.421	77	94	.819	357	23.8	697	1468	.475	118	318	.371	350	418	.837	1862	16.5
Dasia Young	84	168	.500	8	27	.296	47	66	.712	223	11.2	155	337	.460	22	67	.328	84	125	.672	416	8.2
Maddie Waldrop	66	133	.496	12	38	.316	23	37	.622	167	8.8	336	730	.460	63	205	.307	252	347	.726	987	8.7
Seygan Robins	52	123	.423	33	76	.434	14	19	.737	151	7.9	52	123	.423	33	76	.434	14	19	.737	151	7.9
Paige Pipkin	41	104	.394	21	54	.389	14	20	.700	117	6.5	45	120	.375	21	61	.344	14	20	.700	125	6.0
Damiah Griffin	38	69	.551	1	7	.143	11	15	.733	88	4.4	190	410	.463	19	68	.279	93	121	.769	492	7.7
Zaire Hicks	14	30	.467	5	12	.417	2	3	.667	35	4.4	149	419	.356	62	194	.320	63	90	.700	423	5.7
Kyannah Grant	22	50	.440	12	29	.414	13	17	.765	69	4.1	106	252	.421	46	131	.351	60	77	.779	318	4.4
Demi Burdick	32	72	.444	1	5	.200	7	8	.875	72	4.0	123	275	.447	12	56	.214	35	54	.648	293	3.1
Hayley Harrison	14	39	.359	7	17	.412	14	20	.700	49	3.1	14	39	.359	7	17	.412	14	20	.700	49	3.1
Sade' Hudson	17	60	.283	6	22	.273	21	30	.700	61	3.1	82	256	.320	15	77	.195	53	85	.624	232	3.7
Raegan Johnson	5	14	.357	0	0	.000	10	15	.667	20	1.4	12	33	.364	0	0	.000	12	19	.632	36	1.1
Haley Nichols	1	2	.500	1	1	1.000	0	0	.000	3	0.5	1	2	.500	1	1	1.000	0	0	.000	3	0.5
x-Macy Rippy	0	1	.000	0	1	.000	0	0	.000	0	0.0	3	24	.125	0	14	.000	5	7	.714	11	0.5

	Overall Statistics									Career Statistics								
TOTALS	**ORB**	**DRB**	**TOTAL**	**PF**	**FO**	**A**	**TO**	**A/TO**	**Hi Pts**	**ORB**	**DRB**	**TOTAL**	**PF**	**FO**	**A**	**TO**	**A/TO**	**Hi Pts**
Chelsey Perry	24	87	111	35	0	29	29	1.0	357	203	533	736	348	16	177	243	0.7	1862
Dasia Young	39	81	120	52	0	41	44	0.9	223	88	124	212	137	4	86	88	1.0	416
Maddie Waldrop	20	97	117	47	1	43	23	1.9	167	208	557	765	292	10	206	188	1.1	987
Seygan Robins	6	34	40	31	0	69	52	1.3	151	6	34	40	31	0	69	52	1.3	151
Paige Pipkin	11	43	54	26	0	45	30	1.5	117	12	45	57	30	0	53	38	1.4	125
Damiah Griffin	11	29	40	17	1	11	13	0.8	88	81	138	219	116	5	44	72	0.6	492
Zaire Hicks	3	7	10	13	0	6	6	1.0	35	45	84	129	119	4	116	76	1.5	423
Kyannah Grant	4	19	23	6	0	34	24	1.4	69	28	74	102	85	2	165	130	1.3	318
Demi Burdick	14	49	63	19	0	19	18	1.1	72	69	164	233	111	0	64	70	0.9	293
Hayley Harrison	5	19	24	23	0	12	17	0.7	49	5	19	24	23	0	12	17	0.7	49
Sade' Hudson	4	29	33	26	0	18	18	1.0	61	30	66	96	103	1	66	72	0.9	232
Raegan Johnson	2	4	6	9	0	4	4	1.0	20	9	20	29	17	0	7	10	0.7	36
Haley Nichols	1	0	1	1	0	0	1	0.0	3	1	0	1	1	0	0	1	0.0	3
x-Macy Rippy	0	0	0	0	0	0	1	0.0	0	1	6	7	9	0	5	8	0.6	11

SEASON/OVC **STATISTICS**

	Overall Statistics											OVC Statistics										
SUMMARY	**GP**	**GS**	**Min/G**	**FG%**	**3PT%**	**FT%**	**R/G**	**A/G**	**STL**	**BLK**	**PTS/G**	**GP**	**GS**	**Min/G**	**FG%**	**3PT%**	**FT%**	**R/G**	**A/G**	**STL**	**BLK**	**PTS/G**
Chelsey Perry	15	14	31.7	.516	.421	.819	7.4	1.9	18	27	23.8	12	11	30.7	.513	.415	.829	7.2	2.2	14	22	22.8
Dasia Young	20	20	30.4	.500	.296	.712	6.0	2.1	22	7	11.2	17	17	31.0	.500	.250	.746	6.4	2.1	22	6	11.8
Maddie Waldrop	19	19	28.5	.496	.316	.622	6.2	2.3	10	19	8.8	16	16	28.5	.508	.364	.656	6.1	2.3	8	17	9.7
Seygan Robins	19	19	30.4	.423	.434	.737	2.1	3.6	26	1	7.9	16	16	30.7	.400	.426	.733	2.2	3.6	23	1	7.8
Paige Pipkin	18	17	23.7	.394	.389	.700	3.0	2.5	18	5	6.5	17	16	23.4	.398	.392	.714	3.1	2.5	17	5	6.4
Damiah Griffin	20	0	10.5	.551	.143	.733	2.0	0.6	13	4	4.4	17	0	10.8	.531	.143	.733	2.2	0.5	13	4	4.7
Zaire Hicks	8	0	13.0	.467	.417	.667	1.3	0.8	4	1	4.4	7	0	12.6	.440	.455	1.000	1.3	0.9	4	1	4.0
Kyannah Grant	17	4	16.9	.440	.414	.765	1.4	2.0	6	4	4.1	16	4	17.8	.449	.414	.765	1.4	2.1	6	4	4.3
Demi Burdick	18	0	13.7	.444	.200	.875	3.5	1.1	9	8	4.0	15	0	13.7	.448	.333	.875	3.7	1.1	9	8	4.5
Hayley Harrison	16	3	13.1	.359	.412	.700	1.5	0.8	7	5	3.1	13	1	11.5	.393	.385	.667	1.5	0.8	5	4	2.7
Sade' Hudson	20	4	12.7	.283	.273	.700	1.7	0.9	9	0	3.1	17	4	11.8	.319	.263	.650	1.7	0.8	7	0	2.8
Raegan Johnson	14	0	3.4	.357	.000	.667	0.4	0.3	3	0	1.4	12	0	3.3	.273	.000	.667	0.3	0.3	3	0	1.3
Haley Nichols	6	0	1.3	.500	1.000	.000	0.2	0.0	2	0	0.5	6	0	1.3	.500	1.000	.000	0.2	0.0	2	0	0.5
x-Macy Rippy	3	0	1.7	.000	.000	.000	0.0	0.0	0	0	0.0	2	0	0.0	.000	.000	.000	0.0	0.0	0	0	0.0
Total.....	**20**			**.462**	**.379**	**.735**	**35.5**	**16.6**	**147**	**81**	**70.6**	**17**			**.462**	**.382**	**.746**	**36.1**	**17.1**	**133**	**72**	**71.1**
Opponents.....	**20**			**.367**	**.318**	**.727**	**34.8**	**11.7**	**138**	**44**	**60.5**	**17**			**.349**	**.303**	**.723**	**34.5**	**11.3**	**113**	**38**	**56.6**

	Overall Statistics											OVC Statistics										
SCORING	**FG**	**FGA**	**FG%**	**3FG**	**FGA**	**3PT%**	**FT**	**FTA**	**FT%**	**PTS**	**PTS/G**	**FG**	**FGA**	**FG%**	**3FG**	**FGA**	**3PT%**	**FT**	**FTA**	**FT%**	**PTS**	**PTS/G**
Chelsey Perry	128	248	.516	24	57	.421	77	94	.819	357	23.8	97	189	.513	17	41	.415	63	76	.829	274	22.8
Dasia Young	84	168	.500	8	27	.296	47	66	.712	223	11.2	76	152	.500	5	20	.250	44	59	.746	201	11.8
Maddie Waldrop	66	133	.496	12	38	.316	23	37	.622	167	8.8	61	120	.508	12	33	.364	21	32	.656	155	9.7
Seygan Robins	52	123	.423	33	76	.434	14	19	.737	151	7.9	42	105	.400	29	68	.426	11	15	.733	124	7.8
Paige Pipkin	41	104	.394	21	54	.389	14	20	.700	117	6.5	39	98	.398	20	51	.392	10	14	.714	108	6.4
Damiah Griffin	38	69	.551	1	7	.143	11	15	.733	88	4.4	34	64	.531	1	7	.143	11	15	.733	80	4.7
Zaire Hicks	14	30	.467	5	12	.417	2	3	.667	35	4.4	11	25	.440	5	11	.455	1	1	1.000	28	4.0
Kyannah Grant	22	50	.440	12	29	.414	13	17	.765	69	4.1	22	49	.449	12	29	.414	13	17	.765	69	4.3
Demi Burdick	32	72	.444	1	5	.200	7	8	.875	72	4.0	30	67	.448	1	3	.333	7	8	.875	68	4.5
Hayley Harrison	14	39	.359	7	17	.412	14	20	.700	49	3.1	11	28	.393	5	13	.385	8	12	.667	35	2.7
Sade' Hudson	17	60	.283	6	22	.273	21	30	.700	61	3.1	15	47	.319	5	19	.263	13	20	.650	48	2.8
Raegan Johnson	5	14	.357	0	0	.000	10	15	.667	20	1.4	3	11	.273	0	0	.000	10	15	.667	16	1.3
Haley Nichols	1	2	.500	1	1	1.000	0	0	.000	3	0.5	1	2	.500	1	1	1.000	0	0	.000	3	0.5
x-Macy Rippy	0	1	.000	0	1	.000	0	0	.000	0	0.0	0	0	.000	0	0	.000	0	0	.000	0	0.0
Total.....	**514**	**1113**	**.462**	**131**	**346**	**.379**	**253**	**344**	**.735**	**1412**	**70.6**	**442**	**957**	**.462**	**113**	**296**	**.382**	**212**	**284**	**.746**	**1209**	**71.1**
Opponents.....	**422**	**1151**	**.367**	**135**	**424**	**.318**	**232**	**319**	**.727**	**1211**	**60.5**	**334**	**957**	**.349**	**107**	**353**	**.303**	**188**	**260**	**.723**	**963**	**56.6**

	Overall Statistics									OVC Statistics								
TOTALS	**ORB**	**DRB**	**TOTAL**	**PF**	**FO**	**A**	**TO**	**A/TO**	**Hi Pts**	**ORB**	**DRB**	**TOTAL**	**PF**	**FO**	**A**	**TO**	**A/TO**	**Hi Pts**
Chelsey Perry	24	87	111	35	0	29	29	1.0	36	18	68	86	25	0	26	22	1.2	36
Dasia Young	39	81	120	52	0	41	44	0.9	25	38	70	108	43	0	35	41	0.9	25
Maddie Waldrop	20	97	117	47	1	43	23	1.9	22	16	81	97	37	1	36	19	1.9	22
Seygan Robins	6	34	40	31	0	69	52	1.3	18	5	30	35	25	0	58	39	1.5	18
Paige Pipkin	11	43	54	26	0	45	30	1.5	20	11	41	52	24	0	43	25	1.7	20
Damiah Griffin	11	29	40	17	1	11	13	0.8	11	11	26	37	17	1	9	10	0.9	11
Zaire Hicks	3	7	10	13	0	6	6	1.0	12	3	6	9	12	0	6	5	1.2	12
Kyannah Grant	4	19	23	6	0	34	24	1.4	15	4	19	23	6	0	34	23	1.5	15
Demi Burdick	14	49	63	19	0	19	18	1.1	10	11	44	55	17	0	16	15	1.1	10
Hayley Harrison	5	19	24	23	0	12	17	0.7	14	4	16	20	17	0	10	11	0.9	14
Sade' Hudson	4	29	33	26	0	18	18	1.0	12	4	25	29	24	0	13	12	1.1	12
Raegan Johnson	2	4	6	9	0	4	4	1.0	5	2	1	3	6	0	4	3	1.3	5
Haley Nichols	1	0	1	1	0	0	1	0.0	3	1	0	1	1	0	0	1	0.0	3
x-Macy Rippy	0	0	0	0	0	0	1	0.0	0	0	0	0	0	0	0	0	0.0	0
Total.....	**171**	**538**	**709**	**305**	**2**	**331**	**287**	**1.2**	**81**	**153**	**460**	**613**	**254**	**2**	**290**	**231**	**1.3**	**81**
Opponents.....	**229**	**468**	**697**	**334**	**-**	**234**	**319**	**0.7**	**96**	**193**	**393**	**586**	**279**	**9**	**192**	**284**	**0.7**	**77**

OVC **STATISTICS**

RECORD:	OVERALL	HOME	AWAY	NEUTRAL
ALL GAMES	16-4	9-1	7-3	0-0
CONFERENCE	15-2	9-1	6-1	0-0
NON-CONFERENCE	1-2	0-0	1-2	0-0

						TOTAL			3-PTS			FREE THROWS			REBOUNDS											
##	Player	GP	GS	Min	Avg	FG	FGA	Pct	3FG	FGA	Pct	FT	FTA	Pct	Off	Def	Tot	Avg	PF	FO	A	TO	Blk	Stl	Pts	Avg
20	Chelsey Perry	12	11	368	30.7	97	189	.513	17	41	.415	63	76	.829	18	68	86	7.2	25	0	26	22	22	14	274	22.8
11	Dasia Young	17	17	527	31.0	76	152	.500	5	20	.250	44	59	.746	38	70	108	6.4	43	0	35	41	6	22	201	11.8
21	Maddie Waldrop	16	16	456	28.5	61	120	.508	12	33	.364	21	32	.656	16	81	97	6.1	37	1	36	19	17	8	155	9.7
05	Seygan Robins	16	16	491	30.7	42	105	.400	29	68	.426	11	15	.733	5	30	35	2.2	25	0	58	39	1	23	124	7.8
35	Paige Pipkin	17	16	398	23.4	39	98	.398	20	51	.392	10	14	.714	11	41	52	3.1	24	0	43	25	5	17	108	6.4
22	Damiah Griffin	17	0	183	10.8	34	64	.531	1	7	.143	11	15	.733	11	26	37	2.2	17	1	9	10	4	13	80	4.7
13	Demi Burdick	15	0	206	13.7	30	67	.448	1	3	.333	7	8	.875	11	44	55	3.7	17	0	16	15	8	9	68	4.5
31	Kyannah Grant	16	4	285	17.8	22	49	.449	12	29	.414	13	17	.765	4	19	23	1.4	6	0	34	23	4	6	69	4.3
14	Zaire Hicks	7	0	88	12.6	11	25	.440	5	11	.455	1	1	1.000	3	6	9	1.3	12	0	6	5	1	4	28	4.0
02	Sade' Hudson	17	4	201	11.8	15	47	.319	5	19	.263	13	20	.650	4	25	29	1.7	24	0	13	12	0	7	48	2.8
23	Hayley Harrison	13	1	150	11.5	11	28	.393	5	13	.385	8	12	.667	4	16	20	1.5	17	0	10	11	4	5	35	2.7
10	Raegan Johnson	12	0	39	3.3	3	11	.273	0	0	.000	10	15	.667	2	1	3	0.3	6	0	4	3	0	3	16	1.3
44	Haley Nichols	6	0	8	1.3	1	2	.500	1	1	1.000	0	0	.000	1	0	1	0.2	1	0	0	1	0	2	3	0.5
03	x-Macy Rippy	2	0	0	0.0	0	0	.000	0	0	.000	0	0	.000	0	0	0	0.0	0	0	0	0	0	0	0	0.0
TM	TEAM.....														25	33	58	3.4	0			5			0	
	Total.....	**17**				**442**	**957**	**.462**	**113**	**296**	**.382**	**212**	**284**	**.746**	**153**	**460**	**613**	**36.1**	**254**	**2**	**290**	**231**	**72**	**133**	**1209**	**71.1**
	Opponents.....	**17**				**334**	**957**	**.349**	**107**	**353**	**.303**	**188**	**260**	**.723**	**193**	**393**	**586**	**34.5**	**279**	**-**	**192**	**284**	**38**	**113**	**963**	**56.6**

x-Inactive player

Team Statistics	UTM	OPP
SCORING	1209	963
Points per game	71.1	56.6
Scoring margin	+14.5	-
FIELD GOALS-ATT	442-957	334-957
Field goal pct	.462	.349
3 POINT FG-ATT	113-296	107-353
3-point FG pct	.382	.303
3-pt FG made per game	6.6	6.3
FREE THROWS-ATT	212-284	188-260
Free throw pct	.746	.723
F-Throws made per game	12.5	11.1
REBOUNDS	613	586
Rebounds per game	36.1	34.5
Rebounding margin	+1.6	-
ASSISTS	290	192
Assists per game	17.1	11.3
TURNOVERS	231	284
Turnovers per game	13.6	16.7
Turnover margin	+3.1	-
Assist/turnover ratio	1.3	0.7
STEALS	133	113
Steals per game	7.8	6.6
BLOCKS	72	38
Blocks per game	4.2	2.2
ATTENDANCE	3135	1665
Home games-Avg/Game	10-314	7-238
Neutral site-Avg/Game	-	0-0

	Date	Opponent		Score	Attend
*	12/18/20	at Southeast Missouri	W	61-58	274
*	12/30/20	at Jacksonville State	L	67-72	430
*	01/07/21	at Tennessee State	W	80-39	113
*	01/14/21	AUSTIN PEAY	W	69-53	375
*	01/16/21	MURRAY STATE	W	78-71	294
*	01/21/21	at Eastern Kentucky	W	65-39	275
*	01/23/21	at Morehead State	W	80-63	222
*	01/26/21	BELMONT	W	66-63	342
*	01/28/21	EASTERN ILLINOIS	W	70-50	358
*	01/30/21	SIUE	W	79-45	292
*	02/01/21	SOUTHEAST MISSOURI	W	80-70	437
*	02/04/21	JACKSONVILLE ST.	W	60-46	263
*	02/06/21	TENNESSEE TECH	L	73-77	308
*	02/12/21	at Austin Peay	W	56-51	147
*	02/13/21	at Murray St.	W	67-65	204
*	02/18/21	MOREHEAD STATE	W	77-39	197
*	02/20/21	EASTERN KENTUCKY	W	81-62	269

Score By Periods:	1st	2nd	3rd	4th	Total
UT Martin	273	272	336	328	1209
Opponents	228	216	240	279	963

SEASON **STATISTICS**

RECORD:	OVERALL	HOME	AWAY	NEUTRAL
ALL GAMES	16-4	9-1	7-3	0-0
CONFERENCE	15-2	9-1	6-1	0-0
NON-CONFERENCE	1-2	0-0	1-2	0-0

						TOTAL			3-PTS			FREE THROWS			REBOUNDS											
##	Player	GP	GS	Min	Avg	FG	FGA	Pct	3FG	FGA	Pct	FT	FTA	Pct	Off	Def	Tot	Avg	PF	FO	A	TO	Blk	Stl	Pts	Avg
20	Chelsey Perry	15	14	475	31.7	128	248	.516	24	57	.421	77	94	.819	24	87	111	7.4	35	0	29	29	27	18	357	23.8
11	Dasia Young	20	20	608	30.4	84	168	.500	8	27	.296	47	66	.712	39	81	120	6.0	52	0	41	44	7	22	223	11.2
21	Maddie Waldrop	19	19	542	28.5	66	133	.496	12	38	.316	23	37	.622	20	97	117	6.2	47	1	43	23	19	10	167	8.8
05	Seygan Robins	19	19	578	30.4	52	123	.423	33	76	.434	14	19	.737	6	34	40	2.1	31	0	69	52	1	26	151	7.9
35	Paige Pipkin	18	17	426	23.7	41	104	.394	21	54	.389	14	20	.700	11	43	54	3.0	26	0	45	30	5	18	117	6.5
22	Damiah Griffin	20	0	210	10.5	38	69	.551	1	7	.143	11	15	.733	11	29	40	2.0	17	1	11	13	4	13	88	4.4
14	Zaire Hicks	8	0	104	13.0	14	30	.467	5	12	.417	2	3	.667	3	7	10	1.3	13	0	6	6	1	4	35	4.4
31	Kyannah Grant	17	4	288	16.9	22	50	.440	12	29	.414	13	17	.765	4	19	23	1.4	6	0	34	24	4	6	69	4.1
13	Demi Burdick	18	0	246	13.7	32	72	.444	1	5	.200	7	8	.875	14	49	63	3.5	19	0	19	18	8	9	72	4.0
23	Hayley Harrison	16	3	210	13.1	14	39	.359	7	17	.412	14	20	.700	5	19	24	1.5	23	0	12	17	5	7	49	3.1
02	Sade' Hudson	20	4	253	12.7	17	60	.283	6	22	.273	21	30	.700	4	29	33	1.7	26	0	18	18	0	9	61	3.1
10	Raegan Johnson	14	0	47	3.4	5	14	.357	0	0	.000	10	15	.667	2	4	6	0.4	9	0	4	4	0	3	20	1.4
44	Haley Nichols	6	0	8	1.3	1	2	.500	1	1	1.000	0	0	.000	1	0	1	0.2	1	0	0	1	0	2	3	0.5
03	x-Macy Rippy	3	0	5	1.7	0	1	.000	0	1	.000	0	0	.000	0	0	0	0.0	0	0	0	1	0	0	0	0.0
TM	TEAM.....														27	40	67	3.4	0			7			0	
	Total.....	**20**				**514**	**1113**	**.462**	**131**	**346**	**.379**	**253**	**344**	**.735**	**171**	**538**	**709**	**35.5**	**305**	**2**	**331**	**287**	**81**	**147**	**1412**	**70.6**
	Opponents.....	**20**				**422**	**1151**	**.367**	**135**	**424**	**.318**	**232**	**319**	**.727**	**229**	**468**	**697**	**34.8**	**334**	**-**	**234**	**319**	**44**	**138**	**1211**	**60.5**

x-Inactive player

Team Statistics	UTM	OPP
SCORING	1412	1211
Points per game	70.6	60.5
Scoring margin	+10.1	-
FIELD GOALS-ATT	514-1113	422-1151
Field goal pct	.462	.367
3 POINT FG-ATT	131-346	135-424
3-point FG pct	.379	.318
3-pt FG made per game	6.6	6.8
FREE THROWS-ATT	253-344	232-319
Free throw pct	.735	.727
F-Throws made per game	12.7	11.6
REBOUNDS	709	697
Rebounds per game	35.5	34.8
Rebounding margin	+0.6	-
ASSISTS	331	234
Assists per game	16.6	11.7
TURNOVERS	287	319
Turnovers per game	14.4	16.0
Turnover margin	+1.6	-
Assist/turnover ratio	1.2	0.7
STEALS	147	138
Steals per game	7.4	6.9
BLOCKS	81	44
Blocks per game	4.1	2.2
ATTENDANCE	3135	7316
Home games-Avg/Game	10-314	10-732
Neutral site-Avg/Game	-	0-0

	Date	Opponent		Score	Attend
	12/06/20	at #5 Louisville	L	67-85	2709
	12/08/20	at Samford	W	75-67	188
*	12/18/20	at Southeast Missouri	W	61-58	274
*	12/30/20	at Jacksonville State	L	67-72	430
	01/05/21	at #2 Louisville	L	61-96	2754
*	01/07/21	at Tennessee State	W	80-39	113
*	01/14/21	AUSTIN PEAY	W	69-53	375
*	01/16/21	MURRAY STATE	W	78-71	294
*	01/21/21	at Eastern Kentucky	W	65-39	275
*	1/23/21	at Morehead State	W	80-63	222
*	01/26/21	BELMONT	W	66-63	342
*	01/28/21	EASTERN ILLINOIS	W	70-50	358
*	01/30/21	SIUE	W	79-45	292
*	02/01/21	SOUTHEAST MISSOURI	W	80-70	437
*	02/04/21	JACKSONVILLE ST.	W	60-46	263
*	02/06/21	TENNESSEE TECH	L	73-77	308
*	02/12/21	at Austin Peay	W	56-51	147
*	02/13/21	at Murray St.	W	67-65	204
*	02/18/21	MOREHEAD STATE	W	77-39	197
*	02/20/21	EASTERN KENTUCKY	W	81-62	269

Score By Periods:	1st	2nd	3rd	4th	Total
UT Martin	316	317	402	377	1412
Opponents	284	291	306	330	1211

RADIO/TV **CALL SHEET**

0

EMMA DAVIS
G • 5-10 • Junior
Harrodsburg, Ky.

2

SADE' HUDSON
G • 5-8 • Junior
Memphis, Tenn.

5

SEYGAN ROBINS
G • 5-8 • R-Sophomore
Harrodsburg, Ky.

10

RAEGAN JOHNSON
F • 6-2 • Sophomore
Martin, Tenn.

11

DASIA YOUNG
F • 5-11 • Sophomore
Jonesboro, Ark.

13

DEMI BURDICK
F • 6-2 • Senior
Marshall, Ill.

14

ZAIRE HICKS
G • 5-7 • R-Junior
Memphis, Tenn.

20

CHELSEY PERRY
F • 6-2 • Senior
Middleton, Tenn.

21

MADDIE WALDROP
F • 6-2 • Senior
Murray, Ky.

22

DAMIAH GRIFFIN
F • 6-0 • R-Junior
Memphis, Tenn.

23

HAYLEY HARRISON
G/F • 5-10 • R-Freshman
Nicholasville, Ky.

31

KYANNAH GRANT
G • 5-7 • Junior
Choctaw, Miss.

35

PAIGE PIPKIN
G • 5-10 • R-Junior
Henderson, Tenn.

44

HALEY NICHOLS
F • 6-0 • Freshman
Avon, Ind.

COACHING STAFF

KEVIN McMILLAN
HEAD COACH
12th Season

WILLIE TREVATHAN
ASSISTANT COACH
First Season

JASMINE NEWSOME
ASSISTANT COACH
Sixth Season

DAVID HART
ASSISTANT COACH
10th Season

KELSEY JOHNSON
GRADUATE ASSISTANT
Second Season

DARBY MAGGARD
GRADUATE ASSISTANT
First Season

STACIE EVANS
DIR. OF OPERATIONS
11th Season