UT MARTIN SKYHAWKS

WOMEN'S BASKETBALL 2020-21 GAME NOTES

SIX OVC CHAMPIONSHIPS • FOUR OVC TOURNAMENT TITLES • FOUR NCAA TOURNAMENT APPEARANCES • FIVE WOMENS NIT QUALIFIERS

THE MATCHUP

UT MARTIN SKYHAWKS | (10-3, 9-1 OVC)

Head Coach: Kevin McMillan (Rhodes College, 1989)
Career Record: 228-139 (12th season)
Record at UTM: Same

Points: Chelsey Perry (25.7)
Rebounds: Chelsey Perry (8.0)
Assists: Seygan Robins (3.9)
Steals: Paige Pipkin (1.4)
Blocks: Chelsey Perry (1.9)

PPG	70.6
Opp. PPG	61.6
Margin	+9.0
FG%	46.2
3PT FG%	36.7
FT%	73.8
RPG	35.2
APG	17.1
TPG	14.1
SPG	6.8
BPG	3.8

VS

SOUTHEAST MISSOURI REDHAWKS | (9-6, 7-3 OVC)

Head Coach: Rekha Patterson (North Carolina A&T, 2001)
Career Record: 89-79 (Sixth season)
Record at SEMO: Same

Points: Tesia Thompson (18.9)
Rebounds: Latrese Saine (9.1)
Assists: Roshala Scott (3.4)
Steals: Tesia Thompson (1.7)
Blocks: Latrese Saine (4.1)

PPG	64.5
Opp. PPG	58.1
Margin	+6.4
FG%	40.2
3PT FG%	31.5
FT%	72.5
RPG	42.1
APG	13.1
TPG	15.3
SPG	6.9
BPG	6.7

PROBABLE STARTING LINEUP

G 5 — SEYGAN ROBINS
7.8 PPG • 1.8 RPG
3.9 APG • 1.0 SPG

G 35 — PAIGE PIPKIN
6.0 PPG • 2.8 RPG
2.7 APG • 1.4 SPG

F 11 — DASIA YOUNG
8.8 PPG • 5.2 RPG
2.5 APG • 1.1 SPG

F 20 — CHELSEY PERRY
25.7 PPG • 8.0 RPG
2.0 APG • 1.3 SPG

F 21 — MADDIE WALDROP
7.5 PPG • 6.0 RPG
2.5 APG • 0.5 SPG

FULL COURT PRESS



PLAYER TO WATCH
#35 • PAIGE PIPKIN
5-10 • Henderson, Tenn. • R-Jr.

Junior Paige Pipkin has started to find her offensive groove for the Skyhawks over the past four games, scoring in double figures three times.

Over the past four games, Pipkin is averaging 9.0 points per game while shooting 53.8 percent from the floor and 40.0 percent from beyond the arc.

• The University of Tennessee at Martin women's basketball team and Southeast Missouri will square off for the second time this season in a rematch of last season's Ohio Valley Conference Basketball Championship title game in front of a national audience on Monday, Feb. 1. Tipoff from the Kathleen and Tom Elam Center is scheduled for 4 p.m. and will be broadcast on ESPNU.

• The Skyhawks (10-3, 9-1 OVC) enter the contest riding a season-long eight game winning streak which ranks tied for the fifth longest winning streak during the Kevin McMillan Era – joining the 2013-13 and 2017-18 squads. In addition to the team's overall winning streak, the Skyhawks have won 17 straight games over OVC foes in the Elam Center dating back to the 2018-19 season.

• UT Martin currently holds a lead in the OVC standings with a 9-1 record. The Skyhawks rank first in the league in numerous statistical categories including scoring offense (71.5 ppg), scoring defense (55.3 ppg), scoring margin (+16.2 ppg), field goal percentage (46.3), field goal percentage defense (34.4), three-point field goal percentage (36.9), assists (18.1) and assist/turnover ratio (1.4).

• The Skyhawks are highlighted by All-American forward Chelsey Perry who ranks fourth nationally with 25.7 points per game. Perry leads the league in scoring while sitting fourth in blocks (1.4 bpg) and fifth in rebounds (8.0 rpg). Maddie Waldrop has been impressive at home, averaging 12.4 points and 7.3 rebounds in five home games while Paige Pipkin has scored in double figures in three of her last four games.

• Southeast Missouri (9-6, 7-3 OVC) currently sits tied for second in the league standings. The Redhawks are led by All-OVC performer Tesia Thompson who averages 18.9 points and 8.2 rebounds per game. Latrese Saine averages close to a double-double with 11.6 points and 9.1 rebounds per game while ranking as one of the nation's top shot blockers – sitting second with 4.1 blocks per game – including a 10-block contest against Murray State earlier this season.

• Monday's contest marks the 74th meeting between the two longtime rivals in a series which dates back to 1977. UT Martin holds a 41-32 advantage in the series with the Skyhawks boasting a 21-3 mark against the Redhawks since 2010.

• When the two teams met earlier this season in Cape Girardeau on Dec. 18, 2020, UT Martin posted a 61-58 victory. The Skyhawks would lead by as much as 12 points before the half before holding off a second half surge by the Redhawks. UT Martin was led by 28 points and seven rebounds from Perry while SEMO looked to Thompson for a team-high 18 points and eight rebounds.

SERIES HISTORY

UTM leads series 41-32

Last Meeting	Dec. 18, 2020
Game Result	W, 61-58
Streak	UTM W1
First Meeting	Feb. 15, 1977
UTM vs. SEMO in Martin	22-12
UTM vs. SEMO in Cape Girardeau	18-19
McMillan vs. Southeast Missouri	21-3

2020-21 SCHEDULE/RESULTS

BREAKDOWN	
OVERALL RECORD:	10-3
OVC	9-1
NON-CONFERENCE	1-2
HOME	5-0
AWAY	5-3
NEUTRAL	0-0

DECEMBER

Date	Day	Opponent	TV	Time (CT)
6	Sun.	at #5 Louisville	ACCN	L, 85-67
8	Tues.	at Samford	ESPN+	W, 75-67
18	Fri.	at Southeast Missouri*	ESPN+	W, 61-58
30	Wed.	at Jacksonville State*	ESPN+	L, 72-67

JANUARY

Date	Day	Opponent	TV	Time (CT)
5	Tues.	at #2 Louisville	ACCN	L, 96-61
7	Thur.	at Tennessee State*	ESPN+	W, 80-39
14	**Thur.**	**AUSTIN PEAY***	**ESPN+**	**W, 69-53**
16	**Sat.**	**MURRAY STATE***	**ESPN+**	**W, 78-71**
21	Thur.	at Eastern Kentucky*	ESPN+	W, 65-39
23	Sat.	at Morehead State*	ESPN+	W, 80-63
26	**Tues.**	**BELMONT***	**ESPN+**	**W, 66-63**
28	**Thur.**	**EASTERN ILLINOIS***	**ESPN+**	**W, 70-50**
30	**Sat.**	**SIUE***	**ESPN+**	**W, 79-45**

FEBRUARY

Date	Day	Opponent	TV	Time (CT)
1	**Mon.**	**SOUTHEAST MISSOURI***	**ESPNU**	**4 p.m.**
4	**Thur.**	**JACKSONVILLE STATE***	**ESPN+**	**5 p.m.**
6	**Sat.**	**TENNESSEE TECH***	**ESPN+**	**1 p.m.**
11	Thur.	at Austin Peay*	ESPN+	4:30 p.m.
13	Sat.	at Murray State*	ESPN+	4:30 p.m.
16	Tues.	at Belmont*	ESPN+	5 p.m.
18	**Thur.**	**MOREHEAD STATE***	**ESPN+**	**5 p.m.**
20	**Sat.**	**EASTERN KENTUCKY***	**ESPN+**	**1 p.m.**
25	Thur.	at SIUE*	ESPN+	1 p.m.
27	Sat.	at Eastern Illinois*	ESPN+	1 p.m.

MARCH

Date	Day	Opponent	TV	Time (CT)
3	Wed.	OVC Championship	ESPN+	TBA
4	Thur.	OVC Championship	ESPN+	TBA
5	Fri.	OVC Championship	ESPN+	TBA
6	Sat.	OVC Championship	ESPN+	TBA

Home games in **BOLD CAPS** in Elam Center
* Ohio Valley Conference game

UNIVERSITY INFORMATION

Location	Martin, Tenn.
Founded	1900; Senior College, 1951
Enrollment	7,117
Nickname	Skyhawks
Colors	Navy Blue & Orange
Affiliation	NCAA Division I
Conference	Ohio Valley
Chancellor	Dr. Keith Carver
Athletics Director	Kurt McGuffin
Athletics Office	731-881-7660
Assistant AD/SWA	Danelle Fabianich
Ticket Office Phone	731-881-7207

COACHING STAFF

Head Coach	Kevin McMillan (12th year)
Alma Mater	Rhodes, 1989
Career Record	228-139
Record at UT Martin	Same
E-mail	dmcmil10@utm.edu
Office Phone	731-881-7681

TEAM INFORMATION

2019-20 Overall Record	22-10
2019-20 OVC Record/Finish	16-2 (1st)
Home	13-1
Away	7-8
Neutral	2-1
Letter Winners Returning/Lost	13/4
Starters Returning/Lost	4/1
Newcomers	2

PROGRAM HISTORY

First Year of Basketball	1969
All-Time Basketball Record	663-733
Record at Home	327-204
All-Time OVC Record	265-225

SPORTS INFORMATION

WBB Contact	Alex Boggis
Email	dboggis@utm.edu
Office Phone	731-881-7964
Cell Phone	618-357-1536
Press Row Phone	731-881-7694
Mailing Address	1022 Elam Center Martin, Tenn. 38238
Website	www.UTMSports.com

SKYHAWKS IN PRINT

The name of our institution is the University of Tennessee at Martin and if abbreviated, should be referred to as UT Martin. The University of Tennessee at Martin should be used as the first reference in a news story. UT Martin should be used in subsequent references and UTM is acceptable in headlines.

Tennessee-Martin, UT-Martin, UT or Martin should NEVER be used. The description Skyhawks should be used to represent all UT Martin athletic teams. Hawks should never be used.

MEET THE **SKYHAWKS**

Front Row: Macy Rippy, Paige Pipkin, Kyannah Grant, Sade' Hudson, Zaire Hicks, Seygan Robins and Hayley Harrison.
Second Row: Raegan Johnson, Haley Nichols, Demi Burdick, Chelsey Perry, Maddie Waldrop, Dasia Young, Emma Davis and Damiah Griffin.

NUMERICAL **ROSTER**

No.	Name	Pos.	Ht.	Class	Hometown	(Previous School)
0	*Emma Davis	G	5-10	Jr.	Harrodsburg, Ky.	(Mercer County HS)
2	Sade' Hudson (Shaw-day)	G	5-8	Jr.	Memphis, Tenn.	(Trezevant HS)
5	Seygan Robins (Say-ghen)	G	5-8	R-So.	Harrodsburg, Ky.	(Louisville)
10	Raegan Johnson (Ray-ghen)	F	6-2	So.	Martin, Tenn.	(Westview HS)
11	Dasia Young (Day-shuh)	F	5-11	So.	Jonesboro, Ark.	(Nettleton HS)
13	Demi Burdick	F	6-2	Sr.	Marshall, Ill.	(Marshall HS)
14	Zaire Hicks (Zi-air)	G	5-7	R-Jr.	Memphis, Tenn.	(White Station HS)
20	Chelsey Perry	F	6-2	Sr.	Middleton, Tenn.	(Middleton HS)
21	Maddie Waldrop	F	6-2	Sr.	Murray, Ky.	(Murray HS)
22	Damiah Griffin (Duh-my-uh)	F	6-0	R-Jr.	Memphis, Tenn.	(White Station HS)
23	Hayley Harrison	F	5-10	R-Fr.	Winchester, Ky.	(George Rogers Clark HS)
31	Kyannah Grant (Key-on-uh)	G	5-7	Jr.	Choctaw, Miss.	(Choctaw Central HS)
35	Paige Pipkin	G	5-10	R-Jr.	Henderson, Tenn.	(Chester County HS)
44	Haley Nichols	F	6-0	Fr.	Avon, Ind.	(Avon HS)

***expected to miss the rest of 2020-21 season due to injury**

COACHING AND SUPPORT **STAFF**

Position	Name	Experience	Alma Mater
Head Coach	Kevin McMillan	12th season	Rhodes College, 1989
Assistant Coach	Willie Trevathan	First season	Union, 2000
	Jasmine Newsome	Sixth season	UT Martin, 2014
	David Hart	10th season	UT Martin, 1991
Graduate Assistant	Kelsey Johnson	Second season	Bridgewater State, 2016
	Darby Maggard	First season	Belmont, 2019
Director of Operations	Stacie Evans	11th season	UT Martin, 2004

ROSTER **BREAKDOWN**

BY CLASS

Seniors
Burdick, Perry, Waldrop

Juniors
Davis, Grant, Griffin (R), Hicks (R), Hudson, Pipkin (R)

Sophomores
Johnson, Robins (R), Young

Freshmen
Harrison (R), Nichols

BY HOME STATE

Arkansas: Young

Illinois: Burdick

Indiana: Nichols

Kentucky: Davis, Harrison, Robins, Waldrop

Mississippi: Grant

Tennessee: Griffin, Hicks, Hudson, Johnson, Perry, Pipkin

BY POSITION

Guards	Forwards
Davis	Burdick
Grant	Griffin
Hicks	Harrison
Hudson	Johnson
Pipkin	Nichols
Robins	Perry
	Waldrop
	Young

EMMA DAVIS

0

Junior • G • 5-10 • Harrodsburg, Ky. (Mercer County HS)

GP-GS	PPG	RPG	APG	SPG	BPG	MPG
0-0	0.0	0.0	0.0	0.0	0.0	0.0

FG%: .000 | 3FG%: .000 | FT%: .000

CAREER HIGHS	Pts: 11	Reb: 3	Asst: 2	Stl: 3	Blk: 1	Min: 20

- Will miss 2020-21 season with leg injury
- Career-high 11 points vs. Mississippi Valley (12/29/18)
- Scored in double figures two times times in career
- Two-time OVC Commissioner's Honor Roll recipient
- Three-time Athletic Director's Honor Roll recipient
- Majoring in special education, K-12

Pronunciation
Shaw-day

SADE' HUDSON

2

Junior • G • 5-8 • Memphis, Tenn. (Trezevant HS)

GP-GS	PPG	RPG	APG	SPG	BPG	MPG
13-0	2.4	1.2	0.7	0.4	0.0	10.1

FG%: .290 | 3FG%: .300 | FT%: .833

CAREER HIGHS	Pts: 14	Reb: 6	Asst: 4	Stl: 4	Blk: 1	Min: 39

- Tallied five points, two assists, two steals vs. SIUE
- Scored a season-high nine points at #2 Louisville
- Career-high 14 points vs. Southern Illinois & Lipscomb
- Scored in double figures five times in career
- Member of UT Martin ROTC program
- Contracted with the U.S. Army on Nov. 5, 2020
- Majoring in communications

Pronunciation
Say-ghen

SEYGAN ROBINS

5

R-Sophomore • G • 5-8 • Harrodsburg, Ky. (Mercer County HS)

GP-GS	PPG	RPG	APG	SPG	BPG	MPG
13-13	7.8	1.8	3.9	1.0	0.1	31.4

FG%: .443 | 3FG%: .429 | FT%: .769

CAREER HIGHS	Pts: 16	Reb: 3	Asst: 6	Stl: 2	Blk: 1	Min: 39

- Tallied five points, four assists vs. SIUE
- Ranks second in OVC with 3.9 assists per game
- Scored career-high 18 points (6-of-8 threes) at TSU
- Scored in double figures three times
- Named OVC Newcomer of the Week (12/15/20)
- Transferred from Louisville | Redshirted 19-20
- Former 5-star prospect | 2018 KY Gatorade Player of the Year
- Competed at 2019 USA Basketball Women's 3x3 Championship
- Majoring in special education



Pronunciation
Ray-ghen

RAEGAN JOHNSON

10

Sophomore • F • 6-2 • Martin, Tenn. (Westview HS)

GP-GS	PPG	RPG	APG	SPG	BPG	MPG
9-0	1.4	0.7	0.3	0.2	0.0	3.9

FG%: .333 | 3FG%: .000 | FT%: .700

CAREER HIGHS	Pts: 4	Reb: 4	Asst: 2	Stl: 1	Blk: 0	Min: 11

- Tallied three points in 10 minutes vs. SIUE
- Tallied three points, two rebounds at Tennessee State
- Equaled career-high with four points at #5 Louisville
- Career-high 4 points vs. Arkansas/Murray State/Louisville
- Career-high 4 rebounds vs. Jacksonville State/Murray State
- Athletic Director's Honor Roll recipient
- Majoring in family and consumer science

Pronunciation
Day-shuh

DASIA YOUNG

11

Sophomore • F • 5-11 • Jonesboro, Ark. (Nettleton HS)

GP-GS	PPG	RPG	APG	SPG	BPG	MPG
13-13	8.8	5.2	2.5	1.1	0.4	29.6

FG%: .455 | 3FG%: .320 | FT%: .615

CAREER HIGHS	Pts: 22	Reb: 9	Asst: 6	Stl: 4	Blk: 2	Min: 38

- Tallied six points, four rebounds vs. SIUE
- Scored in double figures 13 times in career | 5x in 2020-21
- Scored career-high 22 points at Morehead State
- Tallied career-high nine rebounds at SEMO
- Started last 31 games
- OVC Commissioner's Honor Roll recipient | AD's Honor Roll
- Majoring in veterinary tech

Pronunciation
Day-shuh

DEMI BURDICK

13

Senior • F • 6-2 • Marshall, Ill. (Marshall HS)

GP-GS	PPG	RPG	APG	SPG	BPG	MPG
11-0	3.4	2.7	0.7	0.3	0.1	12.6

FG%: .419 | 3FG%: .000 | FT%: .500

CAREER HIGHS	Pts: 14	Reb: 9	Asst: 4	Stl: 3	Blk: 3	Min: 30

- Tallied season-high eight points, six rebounds vs. SIUE
- Career-high 14 points vs. Murray State
- Career-high nine rebounds vs. Christian Brothers (Fr.)
- Scored in double figures four times in career
- Named to OVC Medal of Honor (4.0 GPA)
- 3x AD's Honor Roll | 2x OVC Commissioner's Honor Roll
- Majoring in special education

Pronunciation
Zi-air

ZAIRE HICKS

14

R-Junior • G • 5-7 • Memphis, Tenn. (White Station HS)

GP-GS	PPG	RPG	APG	SPG	BPG	MPG
6-0	3.8	1.0	0.8	0.5	0.2	13.3

FG%: .455 | 3FG%: .250 | FT%: .500

CAREER HIGHS	Pts: 19	Reb: 7	Asst: 6	Stl: 4	Blk: 1	Min: 39

- Out indefinitely with leg injury
- Made season debut with two points in five minutes at SEMO
- Played in two games last season before season-ending injury
- Career-high 19 points vs. UAH/Murray State
- Career-high six assists vs. Tennessee State/Murray State
- Scored in double figures 18 times in career
- Athletic Director's Honor Roll recipient
- Majoring in biology

CHELSEY PERRY

20

Senior • F • 6-2 • Middleton, Tenn. (Middleton HS)

GP-GS	PPG	RPG	APG	SPG	BPG	MPG
13-13	25.7	8.0	2.0	1.3	1.9	33.8

FG%: .520 | 3FG%: .426 | FT%: .819

CAREER HIGHS	Pts: 42	Reb: 14	Asst: 6	Stl: 5	Blk: 8	Min: 44

- Scored 7 points in eight minutes vs. SIUE (injury)
- Snapped streak of 11 straight games with 20+ pts vs. EIU
- Ranks fourth in NCAA with 25.7 ppg
- 13 OVC Player of the Week Awards | 3rd most in OVC history
- UTM-record 220 blocks | Ranks third at UTM in scoring 1,839
- Scored in double figures 81 times | 39 w/ 20+ | 12 w/ 30+
- Named to Naismith, Becky Hammon and McClain Award watch lists
- OVC Preseason Player of the Year | 2020 OVC Player of the Year
- C-H 42 pts vs. Lipscomb | C-H 14 rebs at Austin Peay
- Majoring in exercise science and wellness

21 MADDIE WALDROP

Senior • F • 6-2 • Murray, Ky. (Murray HS)

GP-GS	PPG	RPG	APG	SPG	BPG	MPG
13-13	7.5	6.0	2.5	0.5	0.4	26.3

FG%: .481 | 3FG%: .280 | FT%: .571

CAREER HIGHS	Pts: 26	Reb: 16	Asst: 6	Stl: 4	Blk: 4	Min: 41

- Posted season-high 13 rebounds with 8 points vs. SIUE
- 2x Preseason All-OVC | 2020 All-OVC first team
- Career-high 26 points at Morehead State (19-20)
- Needs 83 points to reach 1,000 points (917)
- Ranks fifth in UT Martin history with 726 career rebounds
- Scored in double figures 38 times in career | 8 w/ 20+
- Rebounded in double figures 20 times | 12 double-doubles
- 3x OVC Commissioner's Honor Roll | Medal of Honor
- Majoring in mathematics

Pronunciation
Duh-my-uh

22 DAMIAH GRIFFIN

R-Junior • F • 6-0 • Memphis, Tenn. (White Station HS)

GP-GS	PPG	RPG	APG	SPG	BPG	MPG
13-13	3.2	1.6	0.2	0.2	0.2	8.4

FG%: .645 | 3FG%: .000 | FT%: .400

CAREER HIGHS	Pts: 25	Reb: 10	Asst: 3	Stl: 5	Blk: 2	Min: 46

- Scored six points vs. SIUE
- Leads the team in FG% (64.5)
- Career-high 25 points and 10 rebounds vs. Louisville (19-20)
- Scored in double figures 20 times in career
- One career double-double | Six games with 3+ steals
- OVC Commissioner's Honor Roll | 3x AD's Honor Roll
- Majoring in exercise science and wellness

23 HAYLEY HARRISON

R-Freshman • G/F • 5-10 • Winchester, Ky. (George Rogers Clark HS)

GP-GS	PPG	RPG	APG	SPG	BPG	MPG
9-3	3.7	1.6	0.7	0.4	0.3	14.9

FG%: .391 | 3FG%: .538 | FT%: .800

CAREER HIGHS	Pts: 10	Reb: 3	Asst: 1	Stl: 1	Blk: 0	Min: 18

- Scored career-high 14 points (4-of-5 from 3pt) vs. SIUE
- Missed four games with injury
- Scored 10 points in college debut at #5 Louisville
- Redshirted 2019-20
- Did not see game action in 2019-20 due to injury
- Averaged 16.4 ppg and shot 39.4% from three as HS senior
- Named to Fall 2020 Athletic Director's Academic Honor Roll
- Majoring in graphic design

Pronunciation
Key-on-uh

31 KYANNAH GRANT

Junior • G • 5-7 • Choctaw, Miss. (Choctaw Central HS)

GP-GS	PPG	RPG	APG	SPG	BPG	MPG
11-0	2.5	1.1	1.6	0.3	0.2	11.8

FG%: .444 | 3FG%: .500 | FT%: 1.000

CAREER HIGHS	Pts: 18	Reb: 8	Asst: 9	Stl: 5	Blk: 2	Min: 46

- Tallied six points vs. SIUE
- Scored season-high nine points at EKU
- Career-high 18 points vs. Eastern Illinois
- Scored in double figures seven times in career
- Eight games with 5+ assists | Six games with 3+ steals
- One of 18 Native American Division I WBB players
- 2x OVC Commissioner's Honor Roll | 3x AD's Honor Roll
- Majoring in biology, pre-med

35 PAIGE PIPKIN

R-Junior • G • 5-7 • Henderson, Tenn. (Chester County HS)

GP-GS	PPG	RPG	APG	SPG	BPG	MPG
11-10	6.0	2.8	2.7	1.4	0.4	23.6

FG%: .368 | 3FG%: .273 | FT%: .636

CAREER HIGHS	Pts: 14	Reb: 6	Asst: 4	Stl: 4	Blk: 2	Min: 35

- Scored 11 points vs. SIUE
- Scored in double figures in three of last four games
- Scored career-high 14 points at Morehead State
- Has started the last 10 games
- Went 766 days between games in 2018-20 | Returned vs. SEMO
- Played just three games in first three seasons due to injury
- 2x OVC Commissioner's Honor Roll | 3x AD's Honor Roll
- Majoring in sports business

44 HALEY NICHOLS

Freshman • F • 6-0 • Avon, Ind. (Avon HS)

GP-GS	PPG	RPG	APG	SPG	BPG	MPG
3-0	0.0	0.0	0.0	0.0	0.0	1.7

FG%: .000 | 3FG%: .000 | FT%: .000

CAREER HIGHS	Pts: 0	Reb: 0	Asst: 0	Stl: 0	Blk: 0	Min: 2

- Played career-high two minutes vs. SIUE
- Made collegiate debut against Austin Peay
- Tallied 1,125 points, 725 rebounds in high school
- Averaged 14.2 points, 9.2 rebounds as HS senior
- Named to Fall 2020 Athletic Director's Academic Honor Roll
- Majoring in biology

United As One

OVC BANDS TOGETHER TO WEAR NCAA UNITY PATCH

• This season you will see Ohio Valley Conference teams, and other teams around the country, sporting a Unity Patch on uniforms. The patch is part of a Unity Pledge and Logo approved by the NCAA's three divisional Student-Athlete Advisory Committees (SAAC) and the NCAA Board of Governors Student-Athlete Engagement Committee.

• They are symbolic gestures to continue generating stronger unity among the NCAA's 1100-plus schools and nearly 500,000 student-athletes. The logo includes three different colored hands holding one another's wrists inside a circle with "United As One" at the bottom.

QUICK **HITS**

PERRY CLIMBS PROGRAM'S SCORING LIST

• Skyhawk forward Chelsey Perry continues her climb up several program leaderboards in her senior campaign - including the all-time scoring list. With 22 points against Eastern Kentucky last Thursday, Perry surpassed UT Martin Hall of Famer Mary Kate Long (1,754 points) for third place on the program's scoring list. With 1,839 career points, Perry now looks to become just the third player in program history to eclipse the 2,000-point plateau, needing 161 points to join Heather Butler (2,865) and Jasmine Newsome (2,566).

SKYHAWKS ARE STREAKING

• UT Martin is currently riding an eight-game winning streaking dating back to Jan. 6 against Tennessee State. This ranks as the Skyhawks 10th winning streak of at least six games for the program since the 2010-11 season and sits tied as the fifth longest in the Kevin McMillan Era.

Winning Streaks Under McMillan

2014-15	18	2012-13	8
2011-12	14	2017-18	8
2013-14	10	2019-20	7
2015-16	10	2013-14	7
2020-21	**8**		

SIX IS A SERIOUS NUMBER

• UT Martin is in the midst of a six game homestand which ranks as the program's longest string of consecutive home games since the 2003-04 campaign. During that season, the Skyhawks played six games in the Elam Center over the course of 20 days. The Skyhawks are currently scheduled to play their six games over the course of 11 days.

DEFENSE IS KEY

• A big reason for the Skyhawks current eight game winning streak is for what the team has done on the defensive end of the floor. Over the past eight games, UT Martin has not allowed an opponent to shoot over 40 percent from the floor with foes shooting an average of 32.6 percent from the field and 28.7 percent from beyond the arc. Additionally, the Skyhawks have forced 17.0 turnovers, 7.3 steals and 4.6 blocks per game during the streak.

DOES JANUARY HAVE TO END?

• The Skyhawks wouldn't mind if the month of January had a few extra days in it with how the team is trending. UT Martin closed out the month on an eight-game winning streak and with an overall mark of 8-1 record with the team's lone loss coming to No. 2 ranked Louisville.

PERRY BREAKS PROGRAM BLOCK RECORD

• UT Martin senior forward Chelsey Perry continues to build upon her school career shot block record which currently sits at 220 entering the contest. Perry became the program's all-time leader on Saturday, Jan. 16 against Murray State when officially surpassing Mary Kate Long's previous mark of 203 set in 1989. She also ranks fifth in OVC history and is currently chasing Austin Peay's Gerlonda Hardin (223) for fourth place on the all-time leaderboard.

UT Martin Career Blocks

	Blocks	Player	Year
1.	**220**	**Chelsey Perry**	**2017-Present**
2.	203	Mary Kate Long	1985-89
3.	155	Rickiesha Bryant	2010-13
4.	93	Chastity Bohannan	1997-00
5.	90	Zabrina Harris	1996-00

OVC Career Blocks

	Blks	Player	Year
1.	291	Sally McCabe, Belmont	2014-18
2.	287	Brittany Pittman, Morehead State	2007-09
3.	264	Brooke Todd, Morehead State	2014-18
4.	223	Gerlonda Hardin, Austin Peay	2000-04
5.	**220**	**Chelsey Perry, UT Martin**	**2017-P**

HOME COURT ADVANTAGE

• UT Martin has tallied 261 home victories since 1995, making the friendly confines of the Elam Center a daunting place for visiting teams. During McMillan's tenure the Skyhawks have posted a 121-25 record at home since taking over as head coach, posting an .828 winning percentage. The Skyhawks have also posted a 87-11 home record against OVC foes during the same span.

• UT Martin is currently riding a 17-game winning streak against OVC foes in the Elam Center dating back to the 2018-19 season with their last loss coming against Tennessee Tech on Feb. 9, 2019.

UT Martin Record at Home Under McMillan

2018-19	14-1	2010-11	10-0
2019-20	13-1	2012-13	10-5
2011-12	12-1	2014-15	10-2
2013-14	11-1	2016-17	7-6
2015-16	11-1	2009-10	7-4
2017-18	11-3	2020-21	5-0

SKYHAWKS LEAD THE WAY

• UT Martin currently leads the OVC in several statistical categories including scoring offense (71.5 ppg), scoring defense (55.3 ppg), scoring margin (+16.2 ppg), field goal percentage (46.3), field goal percentage defense (34.4), three-point field goal percentage (36.9), assists (18.1) and assist/turnover ratio (1.4).

WALDROP APPROACHING 1,000 POINT CLUB

• Senior forward Maddie Waldrop is steadily climbing up the program's career scoring list and sits just outside the exclusive 1,000 point club at UT Martin. Waldrop enters the contest needing 83 points to become the 17th player to reach 1,000 points and join fellow teammate Chelsey Perry on the list.

CHELSEY PERRY EARNS 13TH CAREER OVC PLAYER OF THE WEEK HONOR

• For the fifth time this season and the 13th time in her career, Chelsey Perry has been named Ohio Valley Conference Player of the Week after a pair of standout performances against Eastern Kentucky and Morehead State.

• Perry has become accustom to earning the league's top weekly honor over the last two seasons, claiming 13 for her career. Over the last 22 weeks – dating back to last season – Perry has claimed over half of the league's player of the week honors. Perry currently sits second in school history in weekly honors behind Jasmine Newsome and third in OVC history.

OVC Player of the Week Honors	Total
1. Jasmine Newsome, UT Martin	15
2. Janet Holt, Tennessee Tech	14
3. Chelsey Perry, UT Martin	**13**
Ke'Shunan James, Murray State	13
5. Heather Butler, UT Martin	11

20 IN SELECT COMPANY

• Chelsey Perry was in highly elite company to start the season, ranking as one of just two players in the nation to score 20 points or more in every game she had played in through the first 11 games of the season until that streak came to an end against Eastern Illinois when she scored 19 points.

THAT 70's SHOW

• 70 has proven to be the magic number for the Skyhawks in recent history. Under the direction of head coach Kevin McMillan, UT Martin is 179-34 when eclipsing the 70-point plateau. When the Skyhawks have scored 80 points or more, they are 113-7 during the same span.

NEW YEAR BRINGS STRONG PLAY

• Under head coach Kevin McMillan, UT Martin has posted a 161-52 record when the calendar switches to a new year over the past 12 seasons - including a 73-26 in January, 66-14 in February and 22-12 in March.

QUICK **HITS**

McMILLAN CAREER VICTORIES

McMILLAN CLIMBING OVC LEADERBOARD

• With a career record of 227-139, UT Martin head coach Kevin McMillan currently ranks third in total wins in Ohio Valley Conference history. McMillan also ranks first amongst active coaches.

Coach (Program)	W	L	%
1. Larry Inman (MTSU/EKU/TSU)	545	352	.606
2. Bill Worrell (TTU)	408	190	.682
3. Kevin McMillan (UTM)	**228**	**139**	**.621**
4. Lewis Bivens (MTSU)	182	103	.639
5. Marynell Meadors (TTU)	181	100	.730
6. Teresa Phillips (TSU)	146	155	.485
7. Ed Arnzen (SEMO)	144	155	.482
8. Brady Sallee (EIU)	136	116	.540
9. Mickey Wells (MOR)	132	70	.653
10. Chrissy Roberts (EKU)	122	166	.419

McMILLAN JOINS EXCLUSIVE GROUP AND RECEIVES WBCA VICTORY CLUB HONOR

• Skyhawk head coach Kevin McMillan joined an exclusive group back on Dec. 16, 2019 when he notched his 200th career victory against Lipscomb. McMillan became the first basketball coach in UT Martin history (men's or women's) to reach the milestone while ranking as just the sixth in OVC history to tally 200 or more career victories - joining Larry Joe Inman (545), Dave Loos (420), Bill Worrell (408), Cal Luther (319) and E.A. Diddle (296).

• The Women's Basketball Coaches Association recognized McMillan as a 2020 WBCA Victory Club honoree. The WBCA Victory Club honor is bestowed annually on each WBCA-member head coach who achieves a milestone of 200, 300, 400, 500 or more career victories.

SKYHAWK DOUBLE-DOUBLES

• The current Skyhawk roster has combined to achieve 28 career double-doubles, led by 16 from senior Chelsey Perry.

Chelsey Perry (16)

at Eastern Illinois (1/18/18)	16 pts, 11 rebs
Austin Peay (1/12/19)	13 pts, 11 rebs
at Eastern Kentucky (1/17/19)	25 pts, 12 rebs
Southeast Missouri (2/14/19)	17 pts, 11 rebs
Lipscomb (12/16/19)	42 pts, 10 rebs
at Murray State (1/2/20)	20 pts, 10 rebs
at Austin Peay (1/4/20)	28 pts, 14 rebs
Murray State (1/16/20)	30 pts, 11 rebs
Austin Peay (1/18/20)	25 pts, 12 rebs
at Eastern Kentucky (1/30/20)	15 pts, 11 rebs
at Samford (12/8/20)	31 pts, 11 rebs
at Jacksonville State (12/30/20)	23 pts, 10 rebs
at #2 Louisville (1/5/21)	26 pts, 10 rebs
Austin Peay (1/14/21)	32 pts, 11 rebs
Murray State (1/16/21)	36 pts, 11 rebs
at Morehead State (1/23/21)	28 pts, 11 rebs

Maddie Waldrop (12)

Eastern Illinois (2/17/18)	11 pts, 12 rebs
at Belmont (2/2/19)	20 pts, 10 rebs
Tennessee State (3/2/19)	20 pts, 16 rebs
vs. Morehead State (3/8/19)	10 pts, 12 rebs
at Southern Illinois (12/3/19)	16 pts, 14 rebs
atAustin Peay (1/4/20)	22 pts, 13 rebs
Belmont (1/11/20)	12 pts, 10 rebs
Tennessee Tech (2/6/20)	19 pts, 12 rebs
Jacksonville State (2/8/20)	16 pts, 11 rebs
Tennessee Tech (2/20/20)	18 pts, 11 rebs
at Jacksonville State (2/22/20)	32 pts, 11 rebs
Belmont (1/26/21)	11 pts, 10 rebs

Damiah Griffin (1)

No. 6 Louisville (12/19/19)	25 pts, 10 rebs

SKYHAWKS MATCH UP AGAINST THE BEST

• UT Martin has never shyed away from playing some of the best teams in the country under head coach Kevin McMillan. Since taking over in 2009-10, McMillan and the Skyhawks have played 26 nationally ranked opponents. This season the Skyhawks are primed to matchup against Louisville twice (ranked No. 2 and 5). The Skyhawks strength of schedule ranks 25th nationally.

PERRY NAMED TO MIDSEASON WATCH LIST FOR 2021 BECKY HAMMON MID-MAJOR PLAYER OF THE YEAR AWARD

• Chelsey Perry has been named to the midseason watch list for the 2021 Becky Hammon Mid-Major Player of the Year Award as announced by Her Hoop Stats. Perry is one of 15 student-athletes named to the midseason watch list representing 10 conferences.

• Perry joins a list which features Lexi Fleming (Bowling Green), Dyaisha Fair (Buffalo), Micaela Kelly (Central Michigan), Iimari'i Thomas (Cincinnati), Kierstan Bell (FGCU), Jill Townsend (Gonzaga), Macee Williams (IUPUI), Blanca Millan (Maine), Anastasia Hayes (Middle Tennessee), Cece Hooks (Ohio), Erica Johnson (Ohio), Nancy Mulkey (Rice), Hannah Sjerven (South Dakota) and Kionna Jeter (Towson).

HOLDING OPPONENTS UNDER 40

• In UT Martin's Division I history, it has held its opponents to fewer than 40 points just seven times - including six times during the Kevin McMillan Era. The Skyhawks have accomplished the feat twice this season against Tennessee State and Eastern Kentucky.

Date	Opponent	Points
1/5/98	Middle Tennessee	32
3/4/15	vs. Eastern Illinois	35
1/20/16	at Eastern Illinois	39
1/25/20	at SIUE	39
3/4/20	vs. Murray State	33
1/7/21	at Tennessee State	39
1/21/21	at Eastern Kentucky	39

COLLEGE INSIDER .COM MID-MAJOR TOP 25

	Team	Rec.	Pts.
1.	Gonzaga (28)	12-2	769
2.	South Dakota State (1)	13-2	730
3.	Missouri State (1)	9-2	716
4.	FGCU (1)	11-2	678
5.	South Dakota	11-2	660
6.	Milwaukee	15-1	597
7.	BYU	7-1	566
8.	Stephen F. Austin	14-2	511
9.	Maine	13-1	441
10.	James Madison	6-4	422
11.	California Baptist	14-0	416
12.	Idaho State	12-1	405
13.	Buffalo	8-4	362
14.	Ohio	8-5	345
15.	IUPUI	8-3	318
16.	**UT Martin**	**9-3**	**273**
17.	Bucknell	6-0	258
18.	UC Davis	3-0	206
19.	Central Michigan	8-5	205
20.	Bowling Green	11-3	170
21.	**Belmont**	**6-4**	**161**
22.	Delaware	11-1	158
23.	Marist	10-2	141
24.	Drexel	7-3	111
25.	Liberty	10-3	88

UT MARTIN **ANALYTICAL SUMMARY**

The plus/minus stat reflects how the team did while that player is on the court. If a player is a +5, it means his team outscored the opponent by five points while he was on the court. If he has a -3, then the opposing team outscored his team by three points while he was on the court.

Player	Season	Avg/Gm	Best +/- Performance
#0 - Emma Davis (0)	-	-	-
#2 - Sade' Hudson (13)	+5	0.3	+16 vs. Murray State (1/16)
#5 - Seygan Robins (13)	+103	+7.9	+31 at Tennessee State (1/7)
#10 - Raegan Johnson (9)	-1	-0.1	+7 vs. SIUE (1/30)
#11 - Dasia Young (13)	+126	+9.6	+33 at Morehead State (1/23)
#13 - Demi Burdick (13)	-18	-0.7	+14 at Tennessee State (1/7)
#14 - Zaire Hicks (6)	-3	-1.2	+9 at Tennessee State (1/7)
#20 - Chelsey Perry (13)	+103	+7.9	+34 at Tennessee State (1/7)
#21 - Maddie Waldrop (13)	+76	+5.8	+38 at Tennessee State (1/7)
#22 - Damiah Griffin (13)	+30	+2.3	+19 vs. SIUE (1/30)
#23 - Hayley Harrison (9)	+31	+3.4	+17 at Tennessee State (1/7)
#31 - Kyannah Grant (11)	+24	+2.2	+21 vs. SIUE (1/30)
#35 - Paige Pipkin (11)	+95	+8.6	+35 at Tennessee State (1/7)
#44 - Haley Nichols (3)	+5	+1.6	+5 vs. SIUE (1/30)

NCAA NET RANKINGS

Team	NET	Prev
UT Martin	**64**	**69**
Belmont	77	80
Jacksonville State	116	115
Austin Peay	148	146
Southeast Missouri	150	142
Tennessee Tech	155	155
Murray State	193	193
Eastern Kentucky	210	214
Eastern Illinois	212	219
Morehead State	251	249
SIUE	282	277
Tennessee State	341	341

(as of Jan. 31, 2021)

QUICK **HITS**

UT MARTIN MAKES HISTORY BY RECEIVING VOTE IN PRESEASON COACHES POLL

• For the first time in program history, UT Martin garnered a vote in the USA TODAY Sports Preseason Coaches Poll. While this marks the first time that the Skyhawks have garnered preseason votes in the Coaches Poll, UT Martin did receive six votes in the final rankings during the 2013-14 OVC championship season.

SKYHAWK RANKED 10TH IN MID-MAJOR TOP 25

• UT Martin opened the season ranked 10th in the CollegeInsider.com Mid-Major Top 25. The Skyhawks ranked as high as 25th in the weekly poll last season while receiving votes numerous times. This is UTM's highest preseason ranking.

SKYHAWKS TABBED AS PRESEASON FAVORITES

• Fresh off an Ohio Valley Conference regular season championship, UT Martin was tabbed to repeat as champions in the annual preseason poll of the league's head coaches and sports information directors. The Skyhawks garnered 22 of the possible 24 first place votes while tallying 242 points overall.

2020-21 OVC Predicted Order of Finish
1. UT Martin (22 first-place votes) - 242
2. Belmont - 210
3. Southeast Missouri (2 first-place votes) - 206
4. Tennessee Tech - 172
5. Eastern Illinois - 157
6. Jacksonville State - 129
7. Morehead State - 119
8. Murray State - 106
9. Austin Peay - 104
10. Eastern Kentucky - 73
11. SIUE - 36
12. Tennessee State – 29

• For the seventh consecutive year, members of the league's media partners conducted its Preseason OVC Media Poll and picked the Skyhawks to win the league with 10 of 13 first place votes and 149 points overall.

2020-21 OVC Media Poll
1. UT Martin (10 first-place votes) - 149 points
2. Belmont (1) – 137
3. Southeast Missouri (2) – 132
4. Tennessee Tech – 114
5. Eastern Illinois – 105
6. Austin Peay – 85
7. Murray State – 80
8. Jacksonville State – 76
9. Morehead State – 48
10. Eastern Kentucky – 43
11. Tennessee State – 24
12. SIUE - 21

PERRY NAMED TO WOMEN'S JERSEY MIKE'S NAISMITH TROPHY WATCH LIST

• Skyhawk senior forward Chelsey Perry has been named to the 2021 Women's Jersey Mike's Naismith Trophy Watch List, announced by the Atlanta Tipoff Club. Perry is one of 50 women's players representing 11 conferences.
• The award goes to the best player in women's college basketball annually.

BASKETBALL HALL OF FAME AND WBCA NAMES PERRY TO 2021 McCLAIN AWARD WATCH LIST

• The Naismith Memorial Basketball Hall of Fame and the Women's Basketball Coaches Association has named Skyhawk forward Chelsey Perry as one of 20 watch list candidates for the 2021 Katrina McClain Award.
• Named for the two-time All-American and 1987 National Player of the Year Katrina McClain, the annual award in its fourth year, recognizes the top power forward in college basketball.

PERRY NAMED TO BECKY HAMMON MID-MAJOR PLAYER OF THE YEAR WATCH LIST

• UT Martin star Chelsey Perry has been tabbed one of 25 student-athletes named to the preseason watch list for the 2021 Becky Hammon Mid-Major Player of the Year Award presented by Her Hoop Stats.
• Perry was one of five finalists for the award last season after ranking in the top one percent in Division I usage and block rate while being in the top 10 percent in scoring efficiency according to Her Hoop Stats.
• The Becky Hammon Award was first awarded in 2020 and goes to the top college basketball players from one of the 26 conferences deemed to be "mid-major".

PERRY NAMED PRESEASON OVC PLAYER OF THE YEAR BY BOTH LEAGUE AND MEDIA

• Senior forward Chelsey Perry swept the preseason honors by both the league's head coaches and sports information directors, along with the OVC media panel by being named the 2020 OVC Preseason Player of the Year.
• This marks just the fourth time that a Skyhawk has been tabbed as the league's Preseason Player of the Year, joining UT Martin Hall of Famers Zabrina Harris (1999-00), Heather Butler (2012-13) and Jasmine Newsome (2013-14).

PERRY SETS RECORD FOR OVC WEEKLY HONORS

• Chelsey Perry was named OVC Player of the Week an OVC-record eight times last season. She is the first OVC player to tally eight player of the week honors in the same season, surpassing Jasmine Newsome's seven in 2012-13.

PERRY AND WALDROP NAMED TO PRESEASON ALL-OVC SQUADS

• The senior duo of Chelsey Perry and Maddie Waldrop were recognized by the OVC as Preseason All-OVC honorees as voted on by the league's head coaches and sports information directors.
• Perry continues to add to her stellar collegiate résumé with her third consecutive Preseason All-OVC honor. The 2020 OVC Player of the Year played and started in all 32 games for the Skyhawks last season where she averaged 23.1 points, 7.0 rebounds, 2.7 blocks, 2.0 assists and 1.6 steals per game. She ranked first nationally in field goals made (286), second in total points (740) and third in both points per game (23.1) and field goal attempts (386) while ranking 11th in blocks (86) and 17th in blocks per game (2.69). Her 740 points ranked first amongst all collegiate scorers in the state of Tennessee, earning her TSWA Women's Basketball Player of the Year honors.
• A two-time Preseason All-OVC honoree, Waldrop claimed All-OVC first team honors last season after averaging 12.7 points, 7.8 rebounds, 2.7 assists and 1.1 steals per game. She ranked amongst OVC leaders in defensive rebounds (5.9, fourth), field goal percentage (48.6, fifth), rebounding (7.8 rpg, seventh) and scoring (12.7 ppg, eighth). Waldrop scored in double figures 19 times while eclipsing 20 points or more on four occasions.

PERRY GARNERS POSTSEASON ACCOLADES

• WBCA Coaches All-American Hon. Mention
• Bettye Giles Female Athlete of the Year
• TSWA Women's Basketball Player of the Year
• Becky Hammon Mid-Major Player of the Year Finalist
• WBCA Coaches' All-American Regional Finalist
• OVC Player of the Year

PERRY FILLS THE STAT SHEET

• In the program's 51-season history, senior forward Chelsey Perry is the first player to eclipse 1,000 points, 500 rebounds, 200 blocks, 100 steals and 100 assists in a career.

SKYHAWKS OVER 30

• UT Martin has seen 13 different players score 30 points or more in the program's Division I history. Former Skyhawk Heather Butler leads all players with 18 30-point outings while Jasmine Newsome ranked second with 13. Skyhawk senior Chelsey Perry leads the team with 13 30-point outings.

Tiffany Brundige (1)

at Eastern Kentucky (2/22/03)	30 points

Heather Butler (18)

at Morehead State (12/2/10)	31 points
Murray State (12/22/10)	37 points
at Tennessee State (1/2/12)	35 points
Tennessee State (1/30/12)	42 points
Eastern Illinois (2/11/12)	32 points
at Murray State (2/16/12)	41 points
Tennessee Tech (3/3/12)	35 points
Austin Peay (1/7/13)	32 points
at Tennessee State (2/18/13)	31 points
vs. Notre Dame (3/24/13)	37 points
Quinnipiac (11/16/13)	31 points
Missouri (11/23/13)	36 points
Evansville (11/25/13)	34 points
at Murray State (1/4/14)	33 points
at Austin Peay (1/6/14)	30 points
Tennessee Tech (1/20/14)	35 points
at Eastern Kentucky (2/3/14)	44 points
Austin Peay (3/1/14)	44 points

Chanda Cordova (1)

Middle Tennessee (1/27/96)	34 points

Tessa Fields (1)

at Austin Peay (1/24/98)	30 points

Crystal Fuller (1)

at Jacksonville State (1/26/08)	35 points

Zabrina Harris (2)

at Cal Poly (12/16/97)	33 points
Tennessee State (1/23/99)	31 points

Andreika Jackson (2)

Murray State (1/18/05)	33 points
Eastern Illinois (2/11/06)	30 points

Ashia Jones (10)

at Miami (12/15/14)	35 points
Eastern Kentucky (1/8/15)	36 points
Morehead State (1/10/15)	30 points
Jacksonville State (1/17/15)	30 points
Southeast Missouri (1/24/15)	30 points
at Murray State (1/31/15)	44 points
at Austin Peay (2/4/15)	34 points
Murray State (2/28/15)	36 points
vs. Eastern Illinois (3/4/15)	30 points
vs. Belmont (3/6/15)	39 points

Jasmine Newsome (13)

at Jacksonville State (1/15/11)	30 points
Eastern Illinois (1/22/11)	35 points
Morehead State (2/26/11)	33 points
at Southern Miss (11/16/11)	39 points
at Tennessee State (1/2/12)	37 points
at Southeast Missouri (1/16/13)	36 points
at Tennessee State (2/18/13)	31 points
at Murray State (2/23/13)	31 points
Eastern Kentucky (3/7/13)	41 points
vs. Tennessee Tech (3/9/13)	34 points
Quinnipiac (11/16/13)	44 points
at Austin Peay (1/6/14)	37 points
Tennessee Tech (1/20/14)	36 points

Kelly Pendelton (1)

at Austin Peay (1/10/02)	36 points

Chelsey Perry (13)

Samford (11/21/19)	32 points
Lipscomb (12/16/19)	42 points
Belmont (1/11/20)	34 points
Murray State (1/16/20)	30 points
at Eastern Illinois (1/23/20)	35 points
Tennessee Tech (2/6/20)	37 points
at Southeast Missouri (2/13/20)	36 points
at Jacksonville State (2/22/20)	32 points
Southeast Missouri (2/29/20)	38 points
at Samford (12/8/20)	31 points
at Tennessee State (1/7/21)	32 points
Austin Peay (1/14/21)	32 points
Murray State (1/16/21	36 points

Kendal Spray (4)

at Eastern Illinois (1/18/17)	33 points
North Carolina A&T (11/30/17)	30 points
Rhodes College (12/7/17)	35 points
Murray State (2/3/18)	34 points

Tara Tansil-Gentry (2)

Morehead State (2/19/94)	31 points
Southeast Missouri (2/25/95)	30 points

QUICK **HITS**

UT MARTIN FROM DEEP

• UT Martin has one of the longest streaks in the nation with a made three-pointer heading into the 2020-21 season. The Skyhawks have made a three-pointer in 378 consecutive games, a streak which dates back to Feb. 3, 2009 against Austin Peay and ranks eighth nationally.

Program	Total
1. Iowa State (Feb. 1995-Pres.)	805
2. Chattanooga (Dec. 16, 1999-Pres.)	656
3. Milwaukee (2002-Pres.)	555
4. Bowling Green (Feb. 12, 2005-Pres.)	495
5. Austin Peay (2006-Pres.)	416
6. UMass (Jan. 9, 2007-Pres.)	413
7. UC Davis (2003-Pres.)	409
8. UT Martin (Feb. 3, 2009-Pres.)	**378**
9. Western Carolina (Nov. 20, 2009-Pres.)	337

ELEVEN SKYHAWK WOMEN'S BASKETBALL STUDENT-ATHLETES EARN ACADEMIC HONORS

• 11 Skyhawks garnered Athletic Director's Honor Roll status for the Fall 2020 semester, recognizing those who compile at least a 3.0 GPA. Overall, the UT Martin student-athletes posted a record-breaking 3.28 Grade Point Average for the fall term.

• Demi Burdick, Emma Davis, Kyannah Grant, Damiah Griffin, Hayley Harrison, Haley Nichols, Paige Pipkin, Seygan Robins, Maddie Waldrop and Dasia Young were each recognized for their work academically. Both Davis and Waldrop posted a perfect 4.0 GPA.

BURDICK EARNS OVC MEDAL OF HONOR

• Senior forward Demi Burdick was one of 21 Skyhawk student-athletes to be recognized as an OVC Medal of Honor recipient for achieving a perfect 4.0 Grade Point Average in the 2019-20 academic year. Burdick is majoring in special education.

SEVEN SKYHAWKS NAMED TO OVC COMMISSIONER'S HONOR ROLL

• The Skyhawk women's basketball team featured seven players which were named to the OVC Commissioner's Honor Roll for the 2019-20 academic year with at least a 3.25 Grade Point Average. Demi Burdick, Emma Davis, Kyannah Grant, Damiah Griffin, Chelsey Perry, Paige Pipkin and Maddie Waldrop were honored.

NATIVE AMERICAN HERITAGE

• UT Martin junior guard Kyannah Grant is one of just 18 Native Americans on Division-I rosters throughout the country as populated by an independent study.

School	Players
Arkansas	Chelsea Dungee
Buffalo	Summer Hemphill
Cincinnati	Milan Schimmel
East Tennessee State	E'Lease Stafford
Green Bay	Hailey Oskey
Illinois	Aaliyah Nye
Missouri State	Brice Calip
Montana State	Kola Bad Bear
Northern Arizona	JJ Nakai
Oklahoma State	Lexy Keys
Rice	Katelyn Crosthwait
San Jose' State	Analyss Benally
South Dakota	Aspen Williston
Tulsa	Maddie Bittle
USC	Alissa Pili
UT Martin	**Kyannah Grant**
Utah State	Shyla Latone
Valparaiso	Grace White

DECORATED COACHING STAFF

• The UT Martin coaching staff boasts a ton of experience and accolades dating back to their respective playing careers. Assistant coach Jasmine Newsome (2012 & 2013) and graduate assistant Darby Maggard (2019) combined for three OVC Player of the Year awards.

• Newsome's connection to UT Martin began as a player from 2010-14 before joining McMillan's coaching staff in 2015-16. Newsome was a four-time All-OVC first team selection, two-time OVC Player of the Year and three-time OVC Defensive Player of the Year. Starting in all 131 games of her career, she became the school's first Associated Press All-American in 2013, helping lead UT Martin to its first four NCAA Tournament appearances. She ranks second in OVC history with 2,566 points while setting the Skyhawk school record with 681 career assists.

• Maggard played the role of spoiler in her college career at Belmont, defeating the Skyhawks twice to clinch NCAA Tournament berths in four straight seasons. The 2019 OVC Player of the Year was also a four-time All-OVC first team honoree and 2019 State Farm College 3-Point Championship winner. She scored 2,031 career points while becoming the only player in NCAA history to dish out over 650 assists and make over 400 three-pointers.

FANS PACK THE ELAM CENTER

• UT Martin ranked first amongst OVC programs in home attendance with 24,743 people coming through the turnstiles of the Elam Center last season. Hosting a total of 14 home games last season, the Skyhawks averaged 1,767 people per contest, ranking above the national average of 1,604 and league average of 992.

Ohio Valley Conference Attendance

School	Games	Att.	Avg.
UT Martin	14	24,743	1,767
Tennessee Tech	13	19,932	1,533
Murray State	14	17,797	1,271
Belmont	13	15,743	1,211
Morehead State	15	17,404	1,160
Tennessee State	16	12,718	795
Eastern Illinois	14	10.755	768
Southeast Missouri	13	9,740	749
SIUE	15	10,986	732
Austin Peay	13	8,145	627
Eastern Kentucky	14	7,981	570
Jacksonville State	14	6,791	485

HANG ANOTHER BANNER

• With a 16-2 campaign, the Skyhawks notched their sixth OVC regular season championship in program history and first since the 2015-16 campaign. Overall, UT Martin has won league titles in 1998-99, 2011-12, 2013-14, 2014-15, 2015-16 and 2019-20.

UT MARTIN IN THE POSTSEASON

• UT Martin is coming off a season in which the squad earned its eighth postseason berth in the past nine years with an automatic bid into the Postseason Women's NIT before its cancelation, joining four consecutive NCAA Tournament appearances from 2011-14 and a pair of WNIT berths in 2015, 2016 and 2018. The Skyhawks recent success has been unprecedented after notching just one previous postseason berth in the program's Division I history coming in 1999.

QUICK **HITS**

SKYHAWK BIRTHDAYS

Player	Birthday
Haley Nichols	February 2, 2002
Maddie Waldrop	February 23, 1999
Seygan Robins	February 17, 1999
Dasia Young	March 3, 2001
Damiah Griffin	March 18, 1999
Emma Davis	May 25, 2000
Chelsey Perry	June 7, 1999
Hayley Harrison	July 2, 2001
Zaire Hicks	August 15, 1999
Kyannah Grant	August 25, 2000
Paige Pipkin	October 4, 1998
Raegan Johnson	October 25, 2000
Sade' Hudson	November 8, 1999
Demi Burdick	December 31, 1998

KATHLEEN AND TOM ELAM CENTER

• Built in 1963, the Kathleen and Tom Elam Center was named in honor of longtime UT Board of Trustees member Col. Tom Elam and his wife, Kathleen. The Elam Center houses both the women's and men's basketball teams with all home games being played in Skyhawk Arena. In addition of Skyhawk Arena, which holds a seating capacity of approximately 4,300 seats, the Elam Center also houses both teams locker rooms, training facility and weight room.

2021 OVC BASKETBALL CHAMPIONSHIP TO RETURN TO EVANSVILLE

• For the fourth straight year, the Ohio Valley Conference Board of Presidents has awarded the 2021 OVC Women's Basketball Championship to the Ford Center in Evansville, Ind.

• The "OVC Basketball Championship Presented by Kentucky Wild" is scheduled for March 3-6 and will feature eight women's teams.

• After a recommendation from the women's basketball coaches and approval by the Council of OVC Directors of Athletics and OVC Board of Presidents, the women's bracket will switch from a traditional (1 vs. 8, 2 vs. 7, etc.) format to a merit-based format that gives the No. 1 and No. 2 seeds double byes, the No. 3 and No. 4 seeds single byes and matches up No. 5/8 and No. 6/7 in the first round. The women's basketball teams previously used this format from 2011-14 and the OVC men's basketball teams have been using the format since 2011.

• If a full schedule cannot be completed, the brackets will switch to a traditional format (No. 1 vs. No. 8, No. 2 vs. No. 7, etc.) for this year only.

OVC AND ESPN+ STREAMING PARTNERSHIP

• For the third straight season, ESPN+ is the exclusive home for live web streamed athletic contests involving OVC schools. It offers fans thousands of additional live events, on-demand content and original programming not available on ESPN's linear TV or digital networks. ESPN+ is an integrated part of the completely redesigned ESPN App and ESPN.com.

PAT SUMMITT COURT

• The floor in the Kathleen and Tom Elam Center is named for former Tennessee Lady Vols head coach Pat Head Summitt who played her collegiate basketball at UT Martin (1970-74) before becoming the winningest basketball coach in the NCAA with 1,098 victories and eight national championships.

FOLLOW THE SKYHAWKS

• The official Twitter of UT Martin Skyhawk Athletics is @UTMSports. Skyhawk women's basketball's account is @UTMartinWBB.

SKYHAWK NEWS ONLINE

• UTMSports.com is the official website for UT Martin Athletics. It is the best source for up-to-date information on the Skyhawk women's basketball team. Rosters, box scores, cumulative statistics, pre-game notes and other materials are available on the site.

PRESS ROW

• The Kathleen and Tom Elam Center press row will not be available to members of the media during the 2020-21 season because of the COVID-19 pandemic. Live stats, offered by StatBroadcast.com, can be found at www.UTMStats.com. Further 2020-21 guidelines and recommendations for media protocols are available on www.UTMSports.com.

INTERVIEW POLICIES

• Media interviews with players and coaches are encouraged, and every effort will be made to accommodate media requests. In light of the COVID-19 pandemic, interviews will be limited to over the phone or virtually. No in-person interviews will be allowed. Reach out to the sports information office for the best time to reach head coach Kevin McMillan and Skyhawk student-athletes.

POSTGAME AVAILABILITIES

• Players and coaches will be available for virtual interviews at the conclusion of each game. Full stat packages will be available on UTMSports.com upon the completion of the contest. Skyhawk head coach Kevin McMillan and selected players will be made available upon request. In accordance with social distancing guidelines due to the COVID-19 pandemic, space will not be made available following postgame interviews for filing stories.

CREDENTIALS

• Media credentials are required for all Skyhawk home games and can be obtained through the sports information office. Please notify assistant sports information director Alex Boggis at least 24 hours in advance of home games and at least 72 hours in advance of road games.

SKYHAWK RADIO NETWORK

• The flagship station for Skyhawk women's basketball is Thunderbolt Broadcasting with its games broadcast on WCMT 1410 AM, 100.5 FM, 92.7 FM, 96.1 FM, 99.7 FM and 103.3 FM. Chris Brinkley begins his 21st year as coordinator of the Skyhawk Radio Network.

SKYHAWK **RECORD WHEN...**

Playing at home	5-0
Playing on the road	5-3
Playing on a neutral floor	0-0
Playing Top-25 Opponent	0-1
Playing day games	4-2
Playing night games	6-1
Playing in white uniforms	4-0
Playing in navy uniforms	4-1
Playing in orange uniforms	2-2
Leading at halftime	7-0
Trailing at halftime	3-3
Tied at halftime	0-0
Game decided by 1-4 points	2-0
Game decided by 5-9 points	2-1
Game decided by 10-14 points	0-0
Game decided by 15 points or more	6-2
Scoring less than 60 points	0-0
Scoring 60-69 points	4-3
Scoring 70-79 points	4-0
Scoring 80-89 points	2-0
Scoring 90-99 points	0-0
Scoring 100 or more points	0-0
Allowing less than 50 points	3-0
Allowing 50-59 points	3-0
Allowing 60-69 points	3-0
Allowing 70-79 points	1-1
Allowing 80 or more points	0-2
Finishing with better FG%	10-0
Finishing with worse FG%	0-3
Shooting 50% or better on FGs	4-0
Shooting under 50% on FGs	6-3
Finishing with better 3PT FG%	7-1
Finishing with worse 3PT FG%	3-1
Shooting 40% or better on 3PT FGs	3-0
Shooting under 40% on 3PT FGs	6-3
Leading in rebounds	7-0
Trailing in rebounds	3-3
Tied in rebounds	0-0
Leading in assists	10-0
Trailing in assists	0-3
Tied in assists	0-0
Leading in steals	5-1
Trailing in steals	4-2
Tied in steals	1-0
Leading in blocks	8-1
Trailing in blocks	1-1
Tied in blocks	1-1
Committing more turnovers than opponent	2-2
Committing fewer turnovers than opponent	8-1
Committing same number of turnovers	0-0
Winning on points in the paint	9-1
Losing on points in the paint	1-2
Scoring more bench points	5-0
Scoring fewer bench points	4-3
Scoring the same number of bench points	1-0
Scoring more fastbreak points	4-0
Scoring fewer fastbreak points	3-3
Scoring the same number of fastbreak points	3-0
A Skyhawk scores 20+ points	8-3
A Skyhawk scores 30+ points	4-0
A Skyhawk records a double-double	4-2
Playing in December	2-2
Playing in January	8-1
Playing in February	0-0
Playing in March	0-0

OHIO VALLEY **CONFERENCE**

OVC **WEEKLY AWARDS**

OVC PLAYER OF THE WEEK

Date	Player	Team
Dec. 1	Abby Wahl	Eastern Illinois
Dec. 8	Abby Wahl	Eastern Illinois
Dec. 15	**Chelsey Perry**	**UT Martin**
Dec. 22	**Chelsey Perry**	**UT Martin**
Jan. 5	Sophie Bussard	Southeast Missouri
Jan. 12	**Chelsey Perry**	**UT Martin**
Jan. 19	**Chelsey Perry**	**UT Martin**
Jan. 26	**Chelsey Perry**	**UT Martin**
Feb. 2	-	-
Feb. 9	-	-
Feb. 16	-	-
Feb. 23	-	-
March 1	-	-

OVC NEWCOMER OF THE WEEK

Date	Player	Team
Dec. 1	Gabby Crawford	Morehead State
Dec. 8	Imari Martin	Jacksonville State
Dec. 15	**Seygan Robins**	**UT Martin**
	Anna Jones	Tennessee Tech
Dec. 22	Jayla Johnson	Eastern Kentucky
Jan. 5	Imari Martin	Jacksonville State
Jan. 12	Gabby Crawford	Morehead State
Jan. 19	Tyler Moore	Morehead State
Jan. 26	Anna Jones	Belmont
Feb. 2	-	-
Feb. 9	-	-
Feb. 16	-	-
Feb. 23	-	-
March 1	-	-

OVC FRESHMAN OF THE WEEK

Date	Player	Team
Dec. 1	Katelyn Young	Murray State
Dec. 8	Katelyn Young	Murray State
Dec. 15	Katelyn Young	Murray State
Dec. 22	Katelyn Young	Murray State
Jan. 5	Kennedy Davis	Tennessee State
Jan. 12	Kendall Wingler	Eastern Kentucky
Jan. 19	Katelyn Young	Murray State
Jan. 26	Katelyn Young	Murray State
	Destinee Wells	Belmont
Feb. 2	-	-
Feb. 9	-	-
Feb. 16	-	-
Feb. 23	-	-
March 1	-	-

OVC **STANDINGS**

SCHOOL	OVC	PCT.	STREAK	OVERALL	PCT.	HOME	AWAY	NEUTRAL	STREAK
UT Martin	**9-1**	**0.900**	**W8**	**10-3**	**0.769**	**5-0**	**5-3**	**0-0**	**W8**
Austin Peay	7-3	0.700	W2	9-5	0.643	4-2	5-3	0-0	W2
Southeast Missouri	7-3	0.700	L1	9-6	0.600	6-4	3-2	0-0	L1
Belmont	4-2	0.667	W1	7-4	0.636	3-2	4-2	0-0	W1
Tennessee Tech	7-4	0.636	W2	9-5	0.643	6-1	3-4	0-0	W2
Jacksonville State	5-3	0.625	W1	8-4	0.667	6-0	2-4	0-0	W1
Eastern Illinois	6-6	0.500	W1	8-9	0.471	5-4	3-5	0-0	W1
Eastern Kentucky	5-6	0.455	L4	6-9	0.400	3-3	3-6	0-0	L4
Murray State	5-7	0.417	L1	8-9	0.471	5-3	3-6	0-0	L1
Morehead State	4-7	0.364	L2	5-10	0.333	4-5	1-5	0-0	L2
SIUE	2-9	0.182	L3	5-11	0.313	3-5	2-6	0-0	L3
Tennessee State	0-10	0.000	L10	0-12	0.000	0-6	0-6	0-0	L12

OVC SCHEDULE **AT A GLANCE**

Monday, February 1

Southeast Missouri at UT Martin*	ESPNU	4 p.m.
Belmont at Tennessee State*	ESPN+	5 p.m.

Thursday, February 4

Murray State at Morehead State*	ESPN+	Noon
Austin Peay at Eastern Kentucky*	ESPN+	4 p.m.
Belmont at Eastern Illinois*	ESPN+	4:30 p.m.
Tennessee State at SIUE*	ESPN+	5 p.m.
Tennessee Tech at Southeast Missouri*	ESPN+	5 p.m.
Jacksonville State at UT Martin*	ESPN+	5 p.m.

PRESEASON **HONORS**

Predicted Order of Finish

1.	**UT Martin (22)**	**242**
2.	Belmont	210
3.	Southeast Missouri (2)	206
4.	Tennessee Tech	172
5.	Eastern Illinois	157
6.	Jacksonville State	129
7.	Morehead State	119
8.	Murray State	106
9.	Austin Peay	104
10.	Eastern Kentucky	73
11.	SIUE	36
12.	Tennessee State	29

Preseason All-OVC Team

F	**Chelsey Perry, UT Martin**	**Sr.**
G	Tesia Thompson, Southeast Missouri	Sr.
F	**Maddie Waldrop, UT Martin**	**Sr.**
G	Karle Pace, Eastern Illinois	Sr.
G	Macey Turley, Murray State	Jr.
G	Kesha Brady, Tennessee Tech	Sr.
G	Lariah Washington, Eastern Illinois	So.
F/G	Alexis Burpo, Murray State	Jr.
G	Ariel Kirkwood, Morehead State	So.
G	Jamilyn Kinney, Belmont	Jr.
G	Taylor Hawks, Jacksonville State	Sr.

OVC **STATISTICAL LEADERS**

SCORING

Rk.	Name	GP	FG	3FG	FT	PTS	PPG
1.	**PERRY, Chelsey-UTM**	**13**	**117**	**23**	**77**	**334**	**25.7**
2.	THOMPSON, Tesia-SEMO	15	97	10	79	283	18.9
3.	JOHNSON, Yamia-JSU	12	69	36	25	199	16.6
4.	TURLEY, Macey-MUR	17	87	36	68	278	16.4
5.	WAHL, Abby-EIU	16	99	6	48	252	15.8
6.	WASHINGTON, Lariah-EIU	17	84	14	55	237	13.9
7.	PACE, Karle-EIU	15	63	26	57	209	13.9
8.	WRISTER, Andreana-TSU	12	60	23	24	167	13.9
9.	BRADY, Kesha-TTU	14	64	12	52	192	13.7
10.	WELLS, Destinee-BEL	11	47	14	38	146	13.3

REBOUNDING

Rk.	Name	GP	OFF	DEF	TOT	RPG
1.	YOUNG, Katelyn-MUR	17	48	113	161	9.5
2.	SAINE, LaTrese-SEMO	15	50	87	137	9.1
3.	CRAWFORD, Gabby-MOR	15	44	90	134	8.9
4.	THOMPSON, Tesia-SEMO	15	50	73	123	8.2
5.	WAHL, Abby-EIU	16	51	77	128	8.0
	PERRY, Chelsey-UTM	**13**	**21**	**83**	**104**	**8.0**
7.	WRIGHTSELL, Jaden-TSU	11	38	47	85	7.7
8.	KIRKWOOD, Ariel-MOR	15	38	75	113	7.5
9.	JONES, Anna-TTU	14	30	65	95	6.8
10.	THATHA, Ajulu-SIUE	16	38	67	105	6.6

ASSISTS

Rk.	Name	GP	NO.	APG
1.	ARTHOFER, Kira-EIU	17	77	4.5
2.	**ROBINS, Seygan-UTM**	**13**	**51**	**3.9**
3.	WELLS, Destinee-BEL	11	42	3.8
4.	GUINN, Jada-TTU	14	50	3.6
5.	SCOTT, Roshala-SEMO	15	52	3.5
6.	RECANATI, Alice-EKU	15	51	3.4
7.	PACE, Karle-EIU	15	50	3.3
8.	KINNEY, Jamilyn-BEL	11	36	3.3
9.	HAWKS,TAYLOR-JSU	12	39	3.3
10.	TURLEY, Macey-MUR	17	55	3.2

BREAKING DOWN **SOUTHEAST MISSOURI**

SERIES **HISTORY**

- **Overall:** 41-32
- **In Martin:** 22-12
- **In Cape Girardeau:** 18-19
- **Active Streak:** UTM W1
- **McMillan vs. Southeast Missouri:** 21-3
- **McMillan vs. OVC:** 151-44

LAST 10 MEETINGS (8-2)

Date	Result	Score	Location
12/18/20	W	61-58	Cape Girardeau
3/7/20	L	67-47	Evansville
2/29/20	W	78-72	Martin
2/13/20	L	71-69	Cape Girardeau
2/14/19	W	61-50	Martin
1/5/19	W	80-73	Cape Girardeau
2/28/18	W	63-60	Evansville
2/24/18	W	69-68	Cape Girardeau
2/10/18	W	72-65	Martin
2/18/17	W	82-73	Cape Girardeau

LAST MEETING
(in Cape Girardeau, Mo; Dec. 18, 2020)

UT Martin 61

##	Player	GS	MIN	FG	3PT	FT	O-B-T	PF	A	TO	B	S	PTS
20	Chelsey Perry	*	39	9-17	2-4	8-10	1-6-7	4	3	4	0	1	28
05	Seygan Robins	*	39	2-6	0-3	2-2	0-1-1	2	4	3	0	1	6
21	Maddie Waldrop	*	27	2-8	0-0	2-4	0-7-7	2	1	2	0	1	6
23	Hayley Harrison	*	19	2-2	1-1	0-0	0-3-3	1	1	4	0	1	5
11	Dasia Young	*	33	2-8	0-0	0-0	5-4-9	2	3	0	1	0	4
13	Demi Burdick		8	2-5	0-0	0-0	0-1-1	1	0	0	0	0	4
35	Paige Pipkin		18	1-4	0-1	0-0	1-0-1	1	2	0	0	1	2
22	Damiah Griffin		9	1-2	0-0	0-0	0-1-1	1	0	0	0	0	2
14	Zaire Hicks		5	1-1	0-0	0-0	0-0-0	1	0	0	0	1	2
31	Kyannah Grant		3	0-1	0-1	2-2	0-0-0	0	1	1	0	0	2
02	Sade' Hudson		0+	0-0	0-0	0-0	0-0-0	0	0	0	0	0	0
03	Macy Rippy		0+	0-0	0-0	0-0	0-0-0	0	0	0	0	0	0
TM	TEAM		0	0-0	0-0	0-0	5-2-7	0	0	0	0	0	0
TOTALS		**-**	**200**	**22-54**	**3-10**	**14-18**	**12-25-37**	**15**	**15**	**14**	**1**	**6**	**61**

Shooting Summary	FG	3PT	FT
1st Quarter	30.77 %	20.00 %	100.00 %
2nd Quarter	53.85 %	0.00 %	75.00 %
3rd Quarter	37.50 %	33.33 %	100.00 %
4th Quarter	41.67 %	100.00 %	70.00 %
Total	40.7 %	30.0 %	77.8 %

Southeast Missouri 58

##	Player	GS	MIN	FG	3PT	FT	O-B-T	PF	A	TO	B	S	PTS
24	Tesia Thompson	*	31	7-16	0-1	4-4	6-2-8	3	3	4	0	2	18
10	Taelour Pruitt	*	33	4-13	2-9	3-4	0-4-4	3	5	5	0	2	13
40	Latrese Saine	*	27	5-11	0-0	0-0	3-4-7	2	2	2	1	0	10
14	Nyrobi Pillers	*	19	2-7	0-0	2-2	1-2-3	4	0	0	0	0	6
34	Sophie Bussard	*	13	0-2	0-1	0-0	0-0-0	0	2	0	0	0	0
02	Roshala Scott		23	2-5	2-2	2-3	2-3-5	1	0	2	0	2	8
01	Kennedi Allen		21	1-5	0-0	0-0	1-4-5	1	1	0	3	0	2
30	Terri Smith		23	0-3	0-2	1-2	0-0-0	2	0	0	1	0	1
13	Deanay Watson		10	0-2	0-0	0-0	1-1-2	0	0	0	0	1	0
TM	TEAM		0	0-0	0-0	0-0	5-1-6	0	0	0	0	0	0
TOTALS		**-**	**200**	**21-64**	**4-15**	**12-15**	**19-21-40**	**16**	**13**	**13**	**5**	**7**	**58**

Shooting Summary	FG	3PT	FT
1st Quarter	20.00 %	0.00 %	100.00 %
2nd Quarter	18.18 %	0.00 %	57.14 %
3rd Quarter	56.25 %	50.00 %	100.00 %
4th Quarter	31.82 %	33.33 %	0.00%
Total	32.8 %	26.7 %	80.0 %

Score by Periods	1st	2nd	3rd	4th	Total
UT Martin	11	17	15	18	61
Southeast Missouri	8	8	25	17	58

SOUTHEAST MISSOURI **SEASON STATISTICS**

Game Records

Record	Overall	Home	Away	Neutral
ALL GAMES	9-6	6-4	3-2	0-0
CONFERENCE	7-3	4-2	3-1	0-0
NON-CONFERENCE	2-3	2-2	0-1	0-0

Score by Periods

Team	1st	2nd	3rd	4th	OT	TOT
Southeast Mo. St.	388	477	55	47	0	967
Opponents	342	433	39	57	0	871

Team Box Score

No.	Player				Total		3-Point		F-Throw		Rebounds											
		GP-GS	MIN	AVG	FG-FGA	FG%	3FG-FGA	3FG%	FT-FTA	FT%	OFF	DEF	TOT	AVG	PF	DQ	A	TO	BLK	STL	PTS	AVG
24	THOMPSON, Tesia	15-15	493:09	32.9	97-240	.404	10-33	.303	79-102	.775	50	73	123	8.2	35	0	28	53	10	26	283	18.9
40	SAINE, Latrese	15-15	437:34	29.2	69-144	.479	5-10	.500	31-42	.738	50	87	137	9.1	42	1	15	24	62	9	174	11.6
10	PRUITT, Taelour	9-8	254:17	28.3	31-93	.333	13-42	.310	22-27	.815	2	21	23	2.6	17	0	26	26	0	14	97	10.8
34	BUSSARD, Sophie	15-15	519:01	34.6	45-110	.409	14-44	.318	20-22	.909	18	55	73	4.9	20	0	32	23	3	12	124	8.3
2	SCOTT, Roshala	15-12	461:49	30.8	48-109	.440	10-33	.303	15-26	.577	20	39	59	3.9	29	1	52	44	4	23	121	8.1
30	SMITH, Terri	15-6	368:05	24.5	26-87	.299	17-57	.298	2-4	.500	5	24	29	1.9	17	0	31	28	2	11	71	4.7
14	PILLERS, Nyrobi	15-4	184:55	12.3	19-43	.442	0-0	.000	12-21	.571	17	29	46	3.1	36	1	5	14	5	3	50	3.3
1	ALLEN, Kennedi	8-0	95:18	11.9	6-15	.400	0-0	.000	3-5	.600	3	17	20	2.5	13	0	5	3	11	0	15	1.9
13	WATSON, Deanay	11-0	100:52	9.2	6-21	.286	0-0	.000	3-8	.375	11	15	26	2.4	7	0	1	8	1	2	15	1.4
12	HANCOCK, Sophia	9-0	69:00	7.7	4-12	.333	0-0	.000	4-6	.667	5	7	12	1.3	6	0	2	4	1	3	12	1.3
44	MAYFIELD, Michaela	7-0	15:00	2.1	2-4	.500	0-0	.000	1-2	.500	2	0	2	0.3	2	0	0	1	2	1	5	0.7
Team											36	45	81					2				
Total		**15**	**2999**		**353-878**	**.402**	**69-219**	**.315**	**192-265**	**.725**	**219**	**412**	**631**	**42.1**	**224**	**3**	**197**	**230**	**101**	**104**	**967**	**64.5**
Opponents		**15**	**3000**		**314-903**	**.348**	**87-315**	**.276**	**156-215**	**.726**	**208**	**340**	**548**	**36.5**	**248**	**2**	**186**	**227**	**53**	**115**	**871**	**58.1**

Team Statistics

	SEMO	OPP
Scoring	**967**	**871**
Points per game	64.5	58.1
Scoring margin	+6.4	-
Field goals-att	**353-878**	**314-903**
Field goal pct	.402	.348
3 point fg-att	**69-219**	**87-315**
3-point FG pct	.315	.276
3-pt FG made per game	4.6	5.8
Free throws-att	**192-265**	**156-215**
Free throw pct	.725	.726
F-Throws made per game	12.8	10.4
Rebounds	**631**	**548**
Rebounds per game	42.1	36.5
Rebounding margin	+5.5	-
Assists	**197**	**186**
Assists per game	13.1	12.4
Turnovers	**230**	**227**
Turnovers per game	15.3	15.1
Turnover margin	-0.2	-
Assist/turnover ratio	0.9	0.8
Steals	**104**	**115**
Steals per game	6.9	7.7
Blocks	**101**	**53**
Blocks per game	6.7	3.5
Winning streak	**0**	**-**
Home win streak	0	-
Attendance	**3902**	**1041**
Home games-Avg/Game	10-390	5-208
Neutral site-Avg/Game	-	0-0

Team Results

Date	Opponent		Score	Att.
11/25/2020	Louisville	L	53-74	475
12/01/2020	St. Louis Pharmacy	W	75-44	280
12/06/2020	Eastern Mich.	L	49-63	371
12/11/2020	Western Ill.	W	67-57	367
12/13/2020	at Southern Ill.	L	51-67	0
12/18/2020	UT Martin	L	58-61	274
12/30/2020	at Tennessee Tech	W	79-70	444
01/02/2021	Tennessee St.	W	84-50	370
01/09/2021	at Tennessee St.	W	64-45	132
01/14/2021	Murray St.	W	69-53	472
01/16/2021	Austin Peay	W	74-61	482
01/21/2021	at Morehead St.	L	57-58	290
01/23/2021	at Eastern Ky.	W	61-55	175
01/28/2021	SIUE	W	77-62	376
01/30/2021	Eastern Ill.	L	49-51	435

SOUTHEAST MISSOURI REDHAWKS **ROSTER**

No.	Name	Pos.	Ht.	Class	Hometown / Previous School)
1	Kennedi Allen	6-1	F	Sr.	Little Rock, Ark. / Little Rock Central HS
2	Roshala Scott	5-8	G	So.	Earle, Ark. / Earle HS
3	Chandler Davis	5-5	G	Fr.	Alpharetta, Ga. / Saint Francis HS
4	Briana Johns	5-11	G/F	Fr.	Alexandria, Va. / Thomas Edison HS
10	Taelour Pruitt	5-6	G	Jr.	Arlington, Texas / Crowley HS
12	Sophia Hancock	5-10	F	So.	Puxico, Mo. / Puxico HS
13	Deanay Watson	5-10	G	Jr.	Bradenton, Fla. / Three Rivers CC
14	Nyrobi Pillers	6-0	F	Jr.	Atlanta, Ga. / Colby CC
23	Shymaryia Christopher	5-6	G	Fr.	Magnolia, Ark. / Cabot HS
24	Tesia Thompson	5-10	G	Sr.	Memphis, Tenn. / Hamilton HS
30	Terri Smith	5-7	G	R-Jr.	Harvest, Ala. / Western Kentucky
34	Sophie Bussard	5-8	G	So.	Silver Lake, Ind. / Tippecanoe Valley HS
40	LaTrese Saine	6-4	F	R-Sr.	West Memphis, Ark. / West Memphis HS
44	Michaela Mayfield	5-10	F	Fr.	Gurdon, Ark. / Gurdon HS

Head Coach: Rekha Patterson (North Carolina A&T, 2001), Sixth season

GET TO KNOW **McMILLAN**

EDUCATION
- Undergraduate: Rhodes College, 1989
- Masters: Middle Tennessee, 2007

PLAYING CAREER HIGHLIGHTS
- Began career at Wake Forrest in 1985
- Played three years at Rhodes College, 86-89
- 1988 SCAC Player of the Year
- Three-time SCAC All-Conference Selection
- Ranked No. 9 all-time Rhodes (1,372 pts)

CAREER HISTORY
UT MARTIN (2009-PRESENT)
- Head Coach
- 228-139 in 12 seasons
- Went to four consecutive NCAA Tournaments
- Posted seven 20-win seasons
- Three-time OVC Coach of the Year
- Won five OVC season championships
- Won four OVC Tournament championships
- Led team to eight postseason berths

GIBSON COUNTY HS (2007-09)
- Head Coach
- 62-6 record in two seasons
- Won state championship in 2008-09

MIDDLE TENNESSEE (2005-07)
- Assistant Coach
- Went to back-to-back NCAA Tournaments

WESTVIEW HS (1997-2005)
- Head Coach
- 196-73 record in eight seasons

MILLINGTON CENTRAL HS (1990-97)
- Head Coach
- 177-47 in seven seasons

CHAMPIONSHIPS
OVC CHAMPIONSHIP
- 2012, 2014, 2015, 2016, 2020

OVC TOURNAMENT CHAMPIONSHIP
- 2011, 2012, 2013, 2014

COACHING HONORS
- 2009-10 OVC Coach of the Year
- 2010-11 TSWA Women's Coach of the Year
- 2014-15 OVC Coach of the Year
- 2015-16 OVC Coach of the Year

BY THE **NUMBERS**

- **Overall:** 228-139 (.621)
- **OVC Play:** 152-44 (.775) **| Non-OVC:** 76-95
- **Home:** 121-25 **| Away:** 86-97 **| Neutral:** 21-17
- **Conference Championships:** Five (12, 14, 15, 16, 20)
- **Postseason:** 20-14 **| NCAA:** 0-4 **| WNIT:** 1-3

McMILLAN **AT A GLANCE**

In his 12 seasons as a NCAA Division I head coach, Kevin McMillan has racked up **228** total wins to serve as the OVC's active leader,

228

8

McMillan has led the Skyhawks to the postseason **eight** times in 11 seasons - including four consecutive NCAA Tournaments from 2010-14.

With his **200th** victory, McMillan became just the sixth head coach in OVC history to eclipse **200** wins.

200

HEAD COACH **KEVIN McMILLAN**

YEAR-BY-YEAR **HEAD COACHING RECORD**

YEAR	OVERALL			OVC		FINISH	POSTSEASON
2009-10	11-19	.366		8-10	.444	4th	-
2010-11	21-11	.656		14-4	.777	2nd	NCAA Tournament First Round
2011-12	23-9	.719		15-1	.938	1st	NCAA Tournament First Round
2012-13	19-15	.559		11-5	.688	4th	NCAA Tournament First Round
2013-14	24-8	750		15-1	.938	1st	NCAA Tournament First Round
2014-15	22-11	.667		16-0	1.000	1st	WNIT First Round
2015-16	22-10	.688		14-2	.875	1st	WNIT Second Round
2016-17	12-19	.387		8-8	.500	4th	-
2017-18	19-15	.559		13-5	.722	2nd	WNIT First Round
2018-19	23-9	.718		13-5	.722	2nd	-
2019-20	22-10	.688		16-2	.888	1st	WNIT Qualifier (Canceled)
2020-21	10-3	.769		9-1	.990	-	-
OVERALL	**228-139**	**.621**		**152-44**	**.775**		**Eighth Postseason Appearance**

The eighth head coach in UT Martin women's basketball history, Kevin McMillan enters his 12th year at the helm of the Skyhawk program as the school's all-time wins leader with 218 career victories.

Overall, the Skyhawks have won nine Ohio Valley Conference titles during his 11 seasons at UT Martin – including five regular season titles and four tournament crowns. The Skyhawks reached the postseason in six consecutive seasons and eight seasons overall while reaching the NCAA Tournament in 2011, 2012, 2013 and 2014 while earning a bid to the Women's NIT in 2015, 2016, 2018 and 2020 (canceled). Additionally, the program has recorded seven 20-win seasons in the past 10 years with the Skyhawks posting a 218-136 record under McMillan, including a 143-43 mark in conference play. His 218 victories rank as the third-highest win total in OVC history, as he accounts for three OVC Coach of the Year awards.

Off the court, McMillan's teams have exceeded the average NCAA Academic Progress Rate in each of his 11 seasons. He has produced two OVC Scholar-Athletes (the highest individual honor in the league) and has graduated 100 percent of his student-athletes who have completed their eligibility in his Skyhawk tenure.

The Skyhawks posted their sixth league title in program history in 2019-20 after posting a 22-10 overall record while going 16-2 in league action. UT Martin would receive a berth into the Women's NIT after falling in the OVC Basketball Championship finals but the postseason event would be canceled because of COVID-19. In a season in which injuries plagued the roster, the Skyhawks continually rose to the occasions with its 10th 20-win season in program history while featuring a pair of All-OVC first-team performers in Chelsey Perry and Maddie Waldrop.

Perry dominated postseason honors by being named WBCA Coaches' All-American honorable mention, a finalist for the Becky Hammon Mid-Major Player of the Year and OVC Player of the Year selection after ranking first nationally in field goal made (286), second in total points (740) and third in both points per game (23.1) and field goal attempts (386). Meanwhile, Waldrop earned her first All-OVC honor after ranking amongst OVC leaders in defensive rebounds (5.9, fourth), field goal percentage (48.6, fifth), rebounding (7.8 rpg, seventh) and scoring (12.7 ppg, eighth).

Despite having one of the youngest teams in the country on a program which featured just one senior on the roster, the Skyhawks still managed to meet program expectations throughout the 2018-19 season. The Skyhawks would post a 23-9 overall mark while finishing tied for second in the league standings with a record of 13-5. The team's 23 wins tied for the most wins in program history while appearing in the OVC Basketball Championship title contest for the seventh time in the last nine seasons. Highlighting the season was the emergence of senior Emanye Robertson who put the finishing touches on her career with an All-OVC first team and OVC Defense Player of the Year selection. Meanwhile, sophomore Chelsey Perry earned All-OVC second team honors while freshman Brittni Moore was selected to the OVC All-Newcomer squad.

McMillan saw the Skyhawks return to the postseason for the seventh time in his tenure in 2017-18 with another appearance in the Women's NIT. The Skyhawks would ultimately post a 19-15 overall mark while notching a 13-5 mark in league play to earn the No. 2 seed in the OVC Basketball Championship – where the squad advanced to the tournament finals before falling to No. 22 ranked Belmont in overtime. With the league's automatic bid to the Women's NIT, the Skyhawks would travel to Indiana where they fell to the eventual tournament champions.

Faced with one of the youngest rosters in the nation – boasting just four returners and an abundance of key injuries – the Skyhawks' 2016-17 campaign was a year of highs and lows. UT Martin would post a 12-19 overall record while finishing 8-8 in league play – earning the No. 4 seed in the OVC Basketball Championship before ultimately falling in the tournament semifinals. While the season failed to meet expectations, the squad found growth as three Skyhawks earned All-OVC honors. Spray highlighted the season by becoming just the program's third OVC Freshman of the Year while joining Feldhaus and Mason on the All-OVC second team.

The Skyhawks found success once again during the 2015-16 season, notching the program's eighth 20-win season after finishing with a 22-10 overall record and a 14-2 league mark despite playing with just seven healthy scholarship players for much of the year. The Skyhawks notched their third consecutive regular season title, ranking as the third program in conference history and first since 1993. After winning the season championship, the Skyhawks clinched their sixth straight postseason berth, earning a berth in the Women's NIT where they advanced to the second round before falling to Western Kentucky after defeating Memphis – notching the program's first postseason victory since 1999. With the squad's success, McMillan notched his second straight OVC Coach of the Year award – marking just the second time in league history that a coach has won the award in back-to-back seasons.

The 2014-15 season kept with the theme of several program firsts within McMillan's tenure while the squad's 22-11 overall record marked the program's seventh 20-win season. UT Martin notched yet another piece of OVC history after becoming just the sixth team in league history to finish the conference season with an unblemished record and just the second to finish 16-0. With the perfect conference record, the Skyhawks clinched their third OVC season title in the last four years while posting a league record of 46-2 during the stretch. The season also served as the fifth consecutive postseason appearance for the Skyhawks after earning an invitation to the Women's National Invitational Tournament against Ole Miss.

McMillan's 2013-14 squad recorded its sixth OVC championship during a four-year period with both a regular season and tournament championship. The McMillan led Skyhawks set new program records in victories with 24, while setting a new single season scoring record with 2,681 points en route to receiving the program's first votes in the USA TODAY Sports Top 25 Coaches' Poll and a near upset in the NCAA Tournament against No. 7 North Carolina.

The Skyhawks were led by the play of two premier senior guards in Heather Butler and Jasmine Newsome. Butler finished her career as UT Martin and the OVC's all-time leading scorer with 2,865 career points after being named the league's Player of the Year. Butler finished tied for 16th on the NCAA's all-time scoring list while scoring in double figures every game of her career, spanning 129 games and ranking fifth all-time. She also left the Skyhawks as the best three-point shooter in NCAA history after tying the career three-pointers record with 392.

Joining Butler with postseason accolades was the highly decorated Newsome. Newsome notched her third OVC Defensive Player of the Year honor while finishing her Skyhawk career as the school and league's second all-time leading scorer – second to Butler – with 2,566 career points. The two-time OVC Player of the Year was also named All-Mid Major Player of the Year and Mid Major All-American by College Sports Madness.

In his fourth year, the Skyhawks notched their third consecutive OVC Tournament championship during the 2012-13 season, downing No. 2 seed Tennessee Tech 87-80 in overtime on March 9, 2013. With the victory, UT Martin would advance to their third straight trip to the NCAA Tournament, to take on the Notre Dame Fighting Irish. The Skyhawks suffered a 97-64 setback to the eventual National Championship runner-up despite Butler scoring a tournament-best 37 points in the contest.

In 2011-12, McMillan's Skyhawks captured their second OVC Tournament championship in program history, downing No. 3 seed Tennessee Tech 82-65 on March 5. With the victory, UT Martin advanced to make its second consecutive NCAA Tournament appearance, traveling to the Horizon Center in Rosemont, Ill., to take on the Tennessee Lady Vols. The Skyhawks suffered a 72-49 setback to the hands of alumnus Pat Head Summitt.

Consisting of a roster of mostly West Tennessee players, the Skyhawks went 23-9 with a 15-1 OVC mark despite having a relatively young roster which featured just one senior. The 23-win season was the second consecutive 20-win slate for the Skyhawks while also leading the nation is scoring with 80.1 points per game. The Skyhawks were also the nation's top team in assist-to-turnover ratio (1.43) and sixth in assists (17.7 apg).

The 2010-11 season laid the foundation for the future, as three different Skyhawks combined to win an OVC Record 13 Freshmen of the Week honors along with the OVC Team Sportsmanship Award. McMillan's guided the team to a second place finish during the regular season before winning the program's first OVC Tournament title. With the title, the Skyhawks earned its first berth in the NCAA Tournament and played at Cameron Indoor Arena against the Duke Blue Devils.

The Skyhawks went 21-11 with a 14-4 OVC mark in 2010-11 despite having a roster that was the youngest team in America (only two years of Division-I experience heading into the season). The 20-win season was the first since 1998-99 and fourth 20-win campaign in program history.

McMillan's first season at UT Martin was a transformation in every sense of the work as he took over a program that had just finished 2-27 and went winless in conference play. Under his direction the Skyhawks finished the 2010-11 season with an overall record 11-19 while making the program's first OVC Tournament appearance since 2006-07. McMillan took his team all the way to the semifinals of the tournament along with being named OVC Coach of the Year and TSWA Women's Co-Head Coach of the Year.

Prior to being named head coach of the Skyhawks on June 15, 2009, McMillan posted a decorated career as a high school coach within the state of Tennessee. Through his 17 years in the prep ranks, the accumulated a record of 435-126 while winning one state championships and sporting six state tournament appearances. He has had coaching stints at Gibson County High School in Dyer (2007-09), Westview High School in Martin (1997-2005) and Millington High School in Millington (1990-97). McMillan was twice named the Jackson Sun's West Tennessee Coach of the Year in 2003 and 2009, while being tabbed district Coach of the Year 10 times. He also spent two season as an assistant coach at Middle Tennessee State.

McMillan played basketball at Wake Forest for one season (1985) before transferring to Rhodes College to finish out his career from 1986-89. At Rhodes, he was a three-time all-conference selection and in 1988 was named the Southern Collegiate Athletic Conference Player of the Year. In only three seasons, he scored 1,372 career points and still ranks ninth all-time at Rhodes for career points scored.

McMillan received his bachelor's degree in math and business in 1989 from Rhodes, then completed his master's in health and human performance at Middle Tennessee in 2007. He has two sons, Matt and Ben, along with one daughter, Alli.

McMILLAN **VS. ALL OPPONENTS**

Air Force	2-0	**Miami (Ohio)**	2-0
Alabama	2-1	**Mississippi State**	0-1
Alabama Huntsville	2-0	**Mississippi Valley State**	2-0
Arizona	0-1	**Missouri**	0-5
Arkansas	0-1	**Morehead State**	9-7
Arkansas State	4-3	**Murray State**	23-4
Austin Peay	19-5	**North Carolina**	0-1
Baylor	0-1	**North Carolina A&T**	1-1
Belmont	10-9	**North Dakota**	1-0
Central Arkansas	1-1	**Northern Kentucky**	0-1
Cincinnati	2-0	**Northwestern**	0-4
Chattanooga	2-4	**Notre Dame**	0-1
Christian Brothers	1-0	**Ole Miss**	0-1
Colorado	0-1	**Ohio**	0-1
Dayton	0-1	**Ohio State**	0-1
DePaul	0-1	**Oral Roberts**	0-1
Duke	0-1	**Pepperdine**	0-1
Eastern Illinois	19-8	**Purdue**	0-3
Eastern Kentucky	16-2	**Quinnipiac**	1-0
Eastern Washington	0-1	**Rhodes College**	1-0
Evansville	6-1	**Saint Louis**	2-1
Florida State	0-1	**Saint Mary's**	0-1
Georgia State	1-1	**Samford**	4-2
Gonzaga	0-2	**SIUE**	14-6
Hawai'i	0-1	**Southeast Missouri**	21-3
Houston Baptist	1-0	**Southern Illinois**	6-3
Illinois	0-2	**Southern Mississippi**	2-0
Illinois State	1-1	**Stanford**	0-1
Indiana	0-2	**Tennessee**	0-1
Indiana State	1-3	**Tennessee State**	14-3
Iowa	0-1	**Tennessee Tech**	12-3
IUPUI	1-1	**UAB**	0-1
Jacksonville State	13-3	**Vanderbilt**	0-4
Kentucky	0-2	**Western Carolina**	2-0
Lamar	0-1	**Western Kentucky**	0-1
Lipscomb	2-0	**Winthrop**	1-0
Louisville	0-11		
Marshall	0-1	**Total**	228-139
Memphis	1-2		

McMILLAN'S **RECORD WHEN...**

Home Record:	121-25
Road Record:	86-97
Neutral:	21-17
OVC Overall:	152-44
OVC Home:	87-11
OVC Road:	64-33
Ranked opponents:	0-26
Top 10 opponents:	0-12
Leading at half:	183-28
Trailing at half:	40-108
Tied at half:	6-3
UTM outshoots opponent:	181-16
Opponent outshoots UTM:	44-122
UTM shoots more free throws:	155-42
Opponent shoots more free throws:	66-88
UTM shoots the same amount of free throws:	5-8
UTM outrebounds opponent:	113-14
Opponent outrebounds UTM:	111-117
UTM causes more turnovers:	185-54
Opponents causes more turnovers:	37-69
UTM ties in turnovers:	60-13
Nonconference tournaments:	2-10
OVC Tournament:	19-7
NCAA Tournament:	0-4
WNIT:	1-4
Record in November:	31-38
Record in December:	33-46
Record in January:	73-26
Record in February:	66-14
Record in March:	22-13
Games decided by less than five points:	35-38
Games decided by 6-10 points:	46-29
Games decided by 11-20 points:	64-34
Games decided by 20+ points:	83-17
UTM scores 59 or less points:	7-59
UTM scores 60-69 points:	40-48
UTM scores 70-79 points:	68-27
UTM scores 80-89 points:	70-7
UTM scores 90-99 points:	27-0
UTM scores 100+ points:	16-0
Overtime record:	4-10
Record after a loss:	74-53
Longest losing streak:	6 games (2009/2017)
Longest winning streak:	18 games (2014-15)

TEAM **GAME HIGHS AND LOWS**

	UT MARTIN		OPPONENT	
	HIGH	**LOW**	**HIGH**	**LOW**
• **Points**	80, 2x, at Morehead State (1/23)	61, 2x, at #2 Louisville (1/5)	96 at #2 Louisville (1/5)	39, 2x, at Eastern Kentucky (1/21)
• **First Quarter Points**	26 at Tennessee State (1/7)	9 vs. Eastern Illinois (1/28)	22 vs. Belmont (1/26)	6 vs. Eastern Illinois (1/28)
• **Second Quarter Points**	25 at Morehead State (1/23)	11, 3x, vs. Belmont (1/26)	28 at #2 Louisville (1/5)	7 at Tennessee State (1/7)
• **First-Half Points**	40, 2x, last vs. Austin Peay (1/14)	23 at Eastern Kentucky (1/21)	49 at #2 Louisville (1/5)	16 at Southeast Missouri (12/18)
• **Third Quarter Points**	27 vs. SIUE (1/30)	15 at Southeast Missouri (12/18)	29 at #2 Louisville (1/5)	7, 3x, vs. SIUE (1/30)
• **Fourth Quarter Points**	22 vs. SIUE (1/30)	12 at Samford (12/8)	21, 2x, last vs. Austin Peay (1/14)	7 at Eastern Kentucky (1/21)
• **Second-Half Points**	49 vs. SIUE (1/30)	32 vs. Eastern Illinois (1/28)	47 at #2 Louisville (1/5)	14 at Eastern Kentucky (1/21)
• **Field Goals Made**	32 vs. SIUE (1/30)	20 at #2 Louisville (1/5)	33 at #2 Louisville (1/5)	13 at Tennessee State (1/7)
• **Field Goal Att.**	69 at Jacksonville State (12/30)	50 at #2 Louisville (1/5)	69 at #5 Louisville (12/6)	50 at Morehead State (1/23)
• **Field Goal %**	56.4 at Samford (12/8)	39.1 at Jacksonville State (12/30)	50.9 at Jacksonville State (12/30)	25.0 at Tennessee State (1/7)
• **3-PT Field Goals Made**	10, 2x, vs. SIUE (1/30)	3 at Southeast Missouri (12/18)	14 vs. Belmont (1/26)	1 at Eastern Kentucky (1/21)
• **3-PT Field Goal Att.**	26 at Tennessee State (1/7)	10 at Southeast Missouri (12/18)	36 vs. Belmont (1/26)	15, 3x, vs. SIUE (1/30)
• **3-PT Field Goal %**	58.8 vs. SIUE (1/30)	23.5 at Morehead State (1/23)	50.0 at #2 Louisville (1/5)	5.3 at Eastern Kentucky (1/21)
• **FT Made**	21 vs. Austin Peay (1/14)	6 at Samford (12/8)	20 at #5 Louisville (12/6)	5, 2x, vs. Eastern Illinois (1/28)
• **FT Attempts**	27 vs. Austin Peay (1/14)	11 at Samford (12/8)	29 at #5 Louisville (12/6)	7 vs. Belmont (1/26)
• **FT Percentage**	87.5 vs. Eastern Illinois (1/28)	54.5 at Samford (12/8)	90.0 at Morehead State (1/23)	45.8 vs. SIUE (1/30)
• **Offensive Rebounds**	16 at Tennessee State (1/7)	3 at #5 Louisville (12/6)	19 at Southeast Missouri (12/18)	8 at Morehead State (1/23)
• **Defensive Rebounds**	34 vs. SIUE (1/30)	21 vs. Eastern Illinois (1/28)	32 at Jacksonville State (12/30)	17 at Samford (12/8)
• **Total Rebounds**	41 at Tennessee State (1/7)	25 vs. Eastern Illinois (1/28)	43 at #5 Louisville (12/6)	29 at Samford (12/8)
• **Assists**	21, 3x, vs. SIUE (1/30)	9 at #2 Louisville (1/5)	17 at #2 Louisville (1/5)	6, 2x, at Eastern Kentucky (1/21)
• **Steals**	10, 2x, vs. Eastern Illinois (1/28)	3, 2x, at #2 Louisville (1/5)	10 at #2 Louisville (1/5)	3, 2x, at Morehead State (1/23)
• **Blocked Shots**	11 at Morehead State (1/23)	2, 3x, last vs. Austin Peay (1/14)	5, 2x, at Morehead State (1/23)	0, 2x, last vs. Austin Peay (1/14)
• **Turnovers**	19, 2x, last at Samford (12/8)	8 at Morehead State (1/23)	23, 2x, at Eastern Kentucky (1/21)	9 at #5 Louisville (12/6)
• **Fouls**	22 at #5 Louisville (12/6)	12 at Tennessee State (1/7)	26 at #5 Louisville (12/6)	9 at Samford (12/8)

INDIVIDUAL **GAME HIGHS**

	UT MARTIN	OPPONENT
• **Points**	36, Chelsey Perry vs. Murray State (1/16)	29, Dana Evans at #2 Louisville (1/5)
• **Field Goals Made**	14, 2x, last by Chelsey Perry vs. Murray State (1/16)	10, Dana Evans at #2 Louisville (1/5)
• **Field Goals Attempted**	31, Chelsey Perry vs. Murray State (1/16)	18, 2x, last by Andreana Wrister at Tennessee State (1/7)
• **3-Point FGs Made**	6, Seygan Robins at Tennessee State (1/7)	6, Dana Evans at #2 Louisville (1/5)
• **3-Point FGs Att.**	10, Chelsey Perry vs. Eastern Illinois (1/28)	10, 3x, Tuti Jones vs. Belmont (1/26)
• **Free Throws Made**	15, Chelsey Perry vs. Austin Peay (1/14)	6, 3x, last by Macey Turley vs. Murray State (1/16)
• **Free Throws Att.**	18, Chelsey Perry vs. Austin Peay (1/14)	8, Annie Ramil at Samford (12/8)
• **Offensive Rebounds**	6, Chelsey Perry at Jacksonville State (12/30)	6, 2x, last by Tesia Thompson at Southeast Missouri (12/18)
• **Defensive Rebounds**	11, Chelsey Perry vs. Austin Peay (1/14)	7, 3x, last by Griffin/Hawks at Jacksonville State (12/30)
• **Total Rebounds**	11, 4x, last by Chelsey Perry at Morehead State (1/23)	13, Annie Ramil at Samford (12/8)
• **Assists**	6, 2x, last by Seygan Robins vs. Eastern Illinois (1/28)	6, Macey Turley vs. Murray State (1/16)
• **Steals**	4, 3x, last by Dasia Young vs. Eastern Illinois (1/28)	5, Jordyn Hughes vs. Eastern Illinois (1/28)
• **Blocked Shots**	6, Chelsey Perry at Morehead State (1/23)	3, Kennedi Allen at Southeast Missouri (12/18)
• **Turnovers**	7, 2x, last by Seygan Robins vs. Murray State (1/16)	6, 2x, last by Mikayla Kinnard vs. SIUE (1/30)
• **Minutes Played**	40, 4x, last by Chelsey Perry/Dasia Young vs. Belmont (1/26)	37, Tuti Jones vs. Belmont (1/26)

MISCELLANEOUS **STATS**

Double-Figure Scoring Games

Player	17-18	18-19	19-20	20-21	Career
Chelsey Perry	20	19	30	12	81
Maddie Waldrop	5	10	19	4	34
Damiah Griffin	-	12	8	-	20
Zaire Hicks	3	14	1	-	18
Dasia Young	-	-	8	5	13
Kyannah Grant	-	2	5	-	7
Sade' Hudson	-	2	3	-	5
Demi Burdick	0	2	2	-	4
Seygan Robins	-	-	-	3	3
Paige Pipkin	-	0	-	3	3
Hayley Harrison	-	-	-	2	2
Emma Davis	-	2	0	-	2

20-Point Scoring Games

Player	17-18	18-19	19-20	20-21	Career
Chelsey Perry	4	4	20	11	39
Maddie Waldrop	0	3	4	1	8
Damiah Griffin	-	0	1	-	1

30-Point Scoring Games

Player	17-18	18-19	19-20	20-21	Career
Chelsey Perry	0	0	9	3	12

Double-Figure Rebounding Games

Player	17-18	18-19	19-20	20-21	Career
Maddie Waldrop	3	7	8	2	20
Chelsey Perry	3	3	7	7	19
Damiah Griffin	-	0	1	-	1

Double-Doubles

Player	17-18	18-19	19-20	20-21	Career
Chelsey Perry	1	3	6	6	16
Maddie Waldrop	1	3	7	1	12
Damiah Griffin	-	0	1	-	1

5+ Assist Games

Player	17-18	18-19	19-20	20-21	Career
Maddie Waldrop	0	1	6	2	9
Kyannah Grant	-	0	8	-	8
Zaire Hicks	0	4	0	-	4
Seygan Robins	-	-	-	3	3
Chelsey Perry	0	0	2	-	2
Dasia Young	-	-	2	-	2
Demi Burdick	0	0	1	-	1
Paige Pipkin	-	0	-	1	1

3+ Steal Games

Player	17-18	18-19	19-20	20-21	Career
Chelsey Perry	4	3	8	2	17
Zaire Hicks	2	6	1	-	9
Damiah Griffin	-	3	3	-	6
Kyannah Grant	-	1	5	-	6
Sade' Hudson	-	4	2	-	6
Maddie Waldrop	0	1	2	-	3
Paige Pipkin	-	0	-	1	1
Demi Burdick	0	0	1	-	1
Dasia Young	-	-	0	1	1
Seygan Robins	-	-	-	1	1

3+ Block Games

Player	17-18	18-19	19-20	20-21	Career
Chelsey Perry	5	12	16	3	26
Maddie Waldrop	1	1	2	-	4
Demi Burdick	0	1	0	-	1

GAME-BY-GAME **STARTERS**

Date	Opponent	G	G	F	F	F	Record
Dec. 6	at #5 Louisville	Robins	Harrison	Young	Perry	Waldrop	0-1
Dec. 8	at Samford	Robins	Harrison	Young	Perry	Waldrop	1-1
Dec. 18	at Southeast Missouri*	Robins	Harrison	Young	Perry	Waldrop	2-1, 1-0
Dec. 30	at Jacksonville State*	Robins	Pipkin	Young	Perry	Waldrop	2-2, 1-1
Jan. 5	at #2 Louisville	Robins	Pipkin	Young	Perry	Waldrop	2-3, 1-1
Jan. 7	at Tennessee State*	Robins	Pipkin	Young	Perry	Waldrop	3-3, 2-1
Jan. 14	AUSTIN PEAY*	Robins	Pipkin	Young	Perry	Waldrop	4-3, 3-1
Jan. 16	MURRAY STATE*	Robins	Pipkin	Young	Perry	Waldrop	5-3, 4-1
Jan. 21	at Eastern Kentucky*	Robins	Pipkin	Young	Perry	Waldrop	6-3, 5-1
Jan. 23	at Morehead State*	Robins	Pipkin	Young	Perry	Waldrop	7-3, 6-1
Jan. 26	BELMONT*	Robins	Pipkin	Young	Perry	Waldrop	8-3, 7-1
Jan. 28	EASTERN ILLINOIS*	Robins	Pipkin	Young	Perry	Waldrop	9-3, 8-1
Jan. 30	SIUE*	Robins	Pipkin	Young	Perry	Waldrop	10-3, 9-1
Feb. 1	SOUTHEAST MISSOURI*	-	-	-	-	-	-
Feb. 4	JACKSONVILLE STATE*	-	-	-	-	-	-
Feb. 6	TENNESSEE TECH*	-	-	-	-	-	-
Feb. 11	at Austin Peay*	-	-	-	-	-	-
Feb. 13	at Murray State*	-	-	-	-	-	-
Feb. 16	at Belmont*	-	-	-	-	-	-
Feb. 18	MOREHEAD STATE*	-	-	-	-	-	-
Feb. 20	EASTERN KENTUCKY*	-	-	-	-	-	-
Feb. 25	at SIUE*	-	-	-	-	-	-
Feb. 27	at Eastern Illinois*	-	-	-	-	-	-

GAME-BY-GAME **LEADERS**

Date	Opponent	Points	Rebounds	Assists	Steals	Blocks
Dec. 6	at #5 Louisville	Perry (26)	Waldrop (8)	Robins (4)	3 Tied	Perry (2)
Dec. 8	at Samford	Perry (31)	Perry (11)	Robins (6)	Perry (3)	Perry (2)
Dec. 18	at Southeast Missouri*	Perry (28)	Young (9)	Robins (4)	6 Tied (1)	Young (1)
Dec. 30	at Jacksonville State*	Perry (23)	Perry (10)	Robins (4)	Pipkin (4)	Burdick/Hicks (1)
Jan. 5	at #2 Louisville	Perry (26)	Perry (10)	Pipkin (2)	3 Tied (1)	3 Tied (1)
Jan. 7	at Tennessee State*	Perry (32)	Perry (7)	Pipkin (5)	Perry (4)	Harrison (2)
Jan. 14	AUSTIN PEAY*	Perry (32)	Perry (11)	3 Tied (3)	Robins (2)	Perry (2)
Jan. 16	MURRAY STATE*	Perry (36)	Perry (11)	4 Tied (3)	Pipkin (2)	Perry (4)
Jan. 21	at Eastern Kentucky*	Perry (22)	Perry (8)	Robins/Waldrop (5)	3 Tied (2)	Perry (2)
Jan. 23	at Morehead State*	Perry (28)	Perry (11)	Robins (4)	Perry/Burdick (2)	Perry (6)
Jan. 26	BELMONT*	Perry (24)	Waldrop (10)	4 Tied (4)	6 Tied (1)	Perry (4)
Jan. 28	EASTERN ILLINOIS*	Perry (19)	Perry/Pipkin (6)	Robins (6)	Young (4)	Perry (1)
Jan. 30	SIUE*	Harrison (14)	Waldrop (13)	Robins/Waldrop (4)	Young/Hudson (2)	Grant (2)
Feb. 1	SOUTHEAST MISSOURI*	-	-	-	-	-
Feb. 4	JACKSONVILLE STATE*	-	-	-	-	-
Feb. 6	TENNESSEE TECH*	-	-	-	-	-
Feb. 11	at Austin Peay*	-	-	-	-	-
Feb. 13	at Murray State*	-	-	-	-	-
Feb. 16	at Belmont*	-	-	-	-	-
Feb. 18	MOREHEAD STATE*	-	-	-	-	-
Feb. 20	EASTERN KENTUCKY*	-	-	-	-	-
Feb. 25	at SIUE*	-	-	-	-	-
Feb. 27	at Eastern Illinois*	-	-	-	-	-

LEADS AND **DEFICITS**

Date	Opponent	Largest Lead	Largest Deficit	Scoring Margin	Time Led	Time Trailed	Ties/Lead Changes	Result
Dec. 6	at #5 Louisville	3	21	-18	4:37	32:39	10/2	L, 85-67
Dec. 8	at Samford	13	9	+8	22:17	16:23	2/1	W, 75-67
Dec. 18	at Southeast Missouri*	12	0	+3	37:37	0:00	1/0	W, 61-58
Dec. 30	at Jacksonville State*	9	19	-5	13:23	24:05	4/1	L, 72-67
Jan. 5	at #2 Louisville	2	37	-35	1:53	37:18	1/3	L, 96-61
Jan. 7	at Tennessee State*	42	0	+41	39:13	0:00	0/0	W, 80-39
Jan. 14	AUSTIN PEAY*	22	1	+16	38:31	0:59	1/4	W, 69-53
Jan. 16	MURRAY STATE*	8	8	+7	15:50	19:15	7/8	W, 78-71
Jan. 21	at Eastern Kentucky*	26	4	+26	34:15	0:32	3/2	W, 65-39
Jan. 23	at Morehead State*	21	4	+17	32:56	5:08	2/6	W, 80-63
Jan. 26	BELMONT*	9	9	+3	14:11	22:59	6/12	W, 66-63
Jan. 28	EASTERN ILLINOIS*	22	6	+20	30:02	7:31	1/1	W, 70-50
Jan. 30	SIUE*	36	4	+34	36:05	1:51	2/3	W, 79-45
Feb. 1	SOUTHEAST MISSOURI*	-	-	-	-	-	-	
Feb. 4	JACKSONVILLE STATE*	-	-	-	-	-	-	
Feb. 6	TENNESSEE TECH*	-	-	-	-	-	-	
Feb. 11	at Austin Peay*	-	-	-	-	-	-	
Feb. 13	at Murray State*	-	-	-	-	-	-	
Feb. 16	at Belmont*	-	-	-	-	-	-	
Feb. 18	MOREHEAD STATE*	-	-	-	-	-	-	
Feb. 20	EASTERN KENTUCKY*	-	-	-	-	-	-	
Feb. 25	at SIUE*	-	-	-	-	-	-	
Feb. 27	at Eastern Illinois*	-	-	-	-	-	-	

LAST TIME **IT HAPPENED**

SCORING

UTM Scored..
- **70-79 points** ... 79 vs. SIUE (1/30/21)
- **80-89 points** ... 80 at Morehead State (1/23/21)
- **90-99 points** ... 98 vs. Murray State (1/16/20)
- **100+ points** ... 110 vs. Mississippi Valley State (12/29/18)
- **Fewer than 40 points** ... 39 at Purdue (11/20/11)

A UTM player had...
- **20-29 points** ... Chelsey Perry (24) vs. Belmont (1/26/21)
- **30+ points** ... Chelsey Perry (36) vs. Murray State (1/16/21)
- **40+ points** ... Chelsey Perry (42) vs. Lipscomb (12/16/19)

Two UT Martin players had...
- **20+ points** ... Perry (28)/Young (22) at Morehead State (1/23/21)
- **25+ points** ... Jones (29) & Ward (26) at Tennessee Tech (1/15/15)
- **30+ points** ... Newsome (36) and Butler (35) vs. Tennessee Tech (1/20/14)

UTM had...double-figures scorers
- **Four** ... Perry (19), Young (16), Pipkin (11), Waldrop (10) ... vs. Eastern Illinois (1/28/21)
- **Five** ... Perry (21), Burdick (14), Stanford (12), Moore (11) and Hudson (11) ... vs. Murray State (3/4/20)*
- **Six** ... Taylor (23), Robertson (16), Mason (14), Feldhaus (13), Spray (11) ... and Eubank (11) vs. Jacksonville State (12/29/16)
- **Seven** ... Perry (15), Robertson (15), Hicks (14), Davis (11), Hudson (11), Waldrop (10) and Griffin (10) vs. Mississippi Valley State (12/29/18)

UTM had...players score at least 20 points
- **Two** ... Perry (28)/Young (22) at Morehead State (1/23/21)
- **Three** ... Butler (33), Newsome (24), Jones (20) at Murray State (1/4/14)

DOUBLE-DOUBLES

A UTM player...
- **Had a double-double** ... Maddie Waldrop (11pts, 10 rebs) vs. Belmont (1/26/21)
- **Two UTM players w/double-double** ... Chelsey Perry (28p, 14r) and ... Maddie Waldrop (22p, 13r) at Austin Peay (1/4/20)

SHOOTING

UTM Shot...
- **50-59% FG** ... 55.2 percent (32-58) vs. SIUE (1/30/21)
- **60% FG or better** ... 60.5 percent (32-53) at Chattanooga (12/2/17)
- **Less than 30% FG** ... 23.3 percent (10-43) vs. Pepperdine (11/22/14)

A UTM player...
- **Made 5-7 3-pointers** ... Seygan Robins (6) at Tennessee State (1/7/21)
- **8+ 3-pointers** ... Kendall Spray (8) vs. Murray State (2/3/18)

A UTM team...
- **Made 10+ 3-pointers** ... 10 vs. SIUE (1/30/21)
- **Made 15+ 3-pointers** ... 17 at Missouri (12/17/16)
- **Did not make a 3-pointer** ... at Austin Peay (2/3/09)

A UTM player...
- **Made 10+ FTs in a game** ... Chelsey Perry (12) at Morehead State (1/23/21)
- **Made 12+ FTs in a game** ... Chelsey Perry (15) vs. Austin Peay (1/14/21)
- **Made 15+ FTs in a game** ... Chelsey Perry (15) vs. Austin Peay (1/14/21)

UT Martin as a team...
- **Made 25+ FTs in a game** ... 26 (32) vs. Jacksonville State (2/8/20)
- **Made 30+ FTs in a game** ... 31 (38) vs. SIUE (1/25/14)
- **Attempted 25FTs in a game** ... 27 (21) vs. Austin Peay (1/14/21)
- **Attempted more than 30 FTs** ... 32 (26) vs. Jacksonville State (2/8/20)

REBOUNDING

A UTM player had...
- **10-14 rebounds** ... Maddie Waldrop (13) vs. SIUE (1/30/21)
- **15-19 rebounds** ... Maddie Waldrop (16) vs. Tennessee State (3/2/19)
- **20+ rebounds** ... None
- **Two UTM Players w/ 10+ Rebs** ... Perry (14)/Waldrop (13) at Austin Peay (1/4/20)
- **2-straight 10+ rebound games** ... Chelsey Perry vs Austin Peay (1/14/21) ... vs. Murray State (1/16/21)
- **2-straight 14+ rebound games** ... Ashia Jones at SIUE (14 on 2/8/14), ... at Southeast Missouri (15 on 2/15/14)

A UTM team had...
- **40+ rebounds** ... 40 vs. SIUE (1/30/21)
- **50+ rebounds** ... 56 vs. Mississippi Valley State (12/29/18)
- **15+ off. rebounds** ... 16 at Tennessee State (1/7/21)
- **20+ off. rebounds** ... 23 at Murray State (1/2/20)
- **25+ off. rebounds** ... 28 vs. Christian Brothers (11/19/18)

ASSISTS

A UTM player had...
- **5-9 assists** ... Seygan Robins (6) vs. Eastern Illinois (1/28/21)
- **10+ assists** ... Tamiah Stanford (10) vs. Murray State (3/4/20)

As a team UT Martin...
- **Had 15-19 assists** ... 18 vs. Murray State (1/16/21)
- **20-24 assists** ... 21 vs. SIUE (1/30/21)
- **25+ assists** ... 26 vs. Murray State (3/4/20)

BLOCKS

A UTM players...
- **Had 3+ blocks** ... Chelsey Perry (4) vs. Belmont (1/26/21)
- **Had 5+ blocks** ... Chelsey Perry (6) at Morehead State (1/23/21)

As a team UT Martin...
- **Had 5+ blocks** ... 6 vs. SIUE (1/30/21)
- **Had 10+ blocks** ... 11 at Morehead State (1/23/21)

STEALS

A UTM player had...
- **5-9 steals** ... Tamiah Stanford (5) at Morehead State (2/1/20)
- **10+ steals** ... Ashia Jones (11) at Miami (12/15/14) *UTM Record

As a team UT Martin...
- **10-14 steals** ... 10 at Jacksonville State (12/30/20)
- **15+ steals** ... 15 vs. No. 6 Louisville (12/19/19)

MISCELLANEOUS

A UTM team...
- **Played an OT game** ... L, 71-63 vs. No. 6 Louisville (12/19/19)
- **Played a 2OT game** ... L, 71-63 vs. No. 6 Louisville (12/19/19)

A UTM Player...
- **Buzzer-beater** ... Ashton Feldhaus vs. SIUE (1/21/17)
- **To force OT** ... Janekia Mason at Jacksonville State (1/25/18)
- **Buzzer-beating 3-pointer** ... Taylor Hall vs. Eastern Illinois (2/11/12)
- **3-pointer to force OT** ... Janekia Mason at Jacksonville State (1/25/18)
- **Game-winner <2 secs** ... Emanye Robertson (0.2) at Chattanooga (11/28/18)
- **Free Throw With <5 secs** ... Chelsey Perry (0.4) vs. SIUE* (3/2/18)
- **Four-point play** ... Kendall Spray at Murray State (1/28/17)

* Occurred during the OVC Tournament

RECORD BOOK **AT A GLANCE**

SINGLE-GAME TEAM RECORDS

Most Points
116 vs. Austin Peay (3/1/14)

Most Field Goals Made
50 vs. Trevecca (1976-77)

Most Field Goals Attempted
97, 36 made, vs. Jacksonville State (1/6/90)

Most 3-Point Field Goals Made
18, of 43, at Southern Miss (11/16/11)
18, of 35, vs. North Dakota (11/14/16)

Most 3-Point Field Goals Attempted
47, 17 made, at Morehead State (1/7/16)

Most Free Throws Made
39, of 55, vs. Troy State (1/13/86)

Most Free Throws Attempted
55, 39 made, vs. Troy State (1/13/86)
55, 37 made, at Eastern Kentucky (12/3/98)

Most Rebounds
63 vs. Bethel (12/7/91)

Most Assists
31 vs. Morehead State (1/10/15)

Most Blocks
12 vs. Mississippi Valley State (12/29/18)
12 vs. SIUE (2/9/13)

Most Forced Turnovers
36 at Southern Illinois (12/23/13)

Most Steals
28 vs. Bethel (12/14/90)

SINGLE-GAME INDIVIDUAL RECORDS

Most Points:
44, Ashia Jones at Murray State (1/31/15)
44, Heather Butler vs. Austin Peay (3/1/14)
44, Heather Butler at Eastern Kentucky (2/3/14)
44, Jasmine Newsome vs. Quinnipiac (11/16/13)

Most Field Goals Made
18, Angela Reaves vs. Delta State (1982-83)

Most Field Goals Attempted
34, Heather Butler vs. Baylor (11/17/12)

Best Field Goal Percentage
12-12, Chastity Bohannan vs. Tennessee St (2/24/98)
10-10, Andreika Jackson vs. Eastern Illinois (2/11/06)

Most 3-Point Field Goals Made
11-of-18, Kendall Spray vs. Rhodes (12/7/17)

Most 3-Point Field Goals Attempted
19, Jaclissa Haislip at Murray State (1/29/11)

Most Free Throws Made
16, Jasmine Newsome vs. Quinnipiac (11/16/13)
16, Jasmine Newsome at Tennessee St (1/2/12)
16, Tessa Fields vs Evansville (11/13/98)

Most Free Throws Attempted
20, Jasmine Newsome at Tennessee St (1/2/12)

Most Rebounds
27, Mary Kate Long vs. West Georgia (1/17/87)

Most Assists
14, Jasmine Newsome vs. Austin Peay (3/1/14)

Most Blocks
8, Chelsey Perry vs. IUPUI (11/25/19)
8, Rickiesha Bryant vs. Murray State (2/23/13)
8, Mary Kate Long vs. Lambuth (11/21/86)

Most Steals
11, Ashia Jones at Miami (Ohio) (12/15/14)

SINGLE-SEASON RECORDS

Most Points
772, Ashia Jones (2014-15)

Most Field Goals Made
287 of 548, Ashia Jones (2014-15)

Most Field Goals Attempted
704, 264 made, Heather Butler (2012-13)

Best Field Goal Percentage
64.2, (129-201), Rickiesha Bryant (2012-13)

Most 3-Point Field Goals Made
125 of 294, Kendall Spray (2017-18)

Most 3-Point Field Goals Attempted
319, 105 made, Heather Butler (2012-13)

Most Free Throws Made
198 of 261, Ashia Jones (2014-15)

Most Free Throws Attempted
261, 198 made, Ashia Jones (2014-15)

Most Rebounds
372, Phyllisha Mitchell (2005-09)

Most Assists
193, Jasmine Newsome (2011-12)

Most Blocks
87, Rickiesha Bryant (2012-13)

Most Steals
156, Gwen Long (1989-90)

CAREER **RECORDS**

Most Points
2,865, Heather Butler (2010-14)

Most Field Goals Made
958 of 2,417, Heather Butler (2010-14)

Most Field Goals Attempted
2,417, 958 made, Heather Butler (2010-14)

Best Field Goal Percentage
53.2, (747-of-1,404), Mary Kate Long (1985-89)

Most 3-Point Field Goals Made
392 of 1074, Heather Butler (2010-14)

Most 3-Point Field Goals Attempted
1074, 392 made, Heather Butler (2010-14)

Most Free Throws Made
620 of 759, Jasmine Newsome (2010-14)

Most Free Throws Attempted
759, 620 made, Jasmine Newsome (2010-14)
759, 564 made, Tara Tansil (1991-94)

Most Rebounds
1,318, Mary Kate Long (1985-89)

Most Assists
691, Jasmine Newsome (2010-14)

Most Blocks
220, Chelsey Perry (2017-2021)

Most Steals
411, Gwen Long (1985-88, 1989-90)

PLAYER **SUMMARIES**

2 SADE' HUDSON

Jr. | G | 5-8 | Memphis, Tenn. | Trezevant HS

SEASON **HIGHS**

Points	9 at #2 Louisville (1/5/21)
FG Made	2, 3x, vs. SIUE (1/30/21)
FG Att.	6 at #2 Louisville (1/5/21)
3PG Made	1, 3x, vs. SIUE (1/30/21)
3FG Att.	2, 2x, vs. SIUE (1/30/21)
FT Made	4 at #2 Louisville (1/5/21)
FT Att.	4, 2x, at #2 Louisville (1/5/21)
Rebounds	3, 2x, vs. Murray State (1/16/21)
Assists	3 at Samford (12/8/20)
Steals	2 vs. SIUE (1/30/21)
Blocks	N/A
Minutes	24 at #5 Louisville (12/6/20)

CAREER **HIGHS**

Points	14, 2x, last vs. Lipscomb (12/16/19)
FG Made	6 vs. Lipscomb (12/16/19)
FG Att.	16 vs. Lipscomb (12/16/19)
3PG Made	3 at Eastern Kentucky (1/17/19)
3FG Att.	7 vs. Lipscomb (12/16/19)
FT Made	6 vs. Southern Illinois (11/9/18)
FT Att.	10 vs. Samford (11/6/18)
Rebounds	6 vs. Lipscomb (12/16/19)
Assists	4 vs. Murray State (3/4/20)
Steals	4 vs. Southeast Missouri (2/14/19)
Blocks	1 vs. Tennessee Tech (2/9/19)
Minutes	39 vs. Lipscomb (12/16/19)

MISCELLANEOUS **CAREER STATISTICS**

Games Played	55	**Double-Doubles**	0
Games Started	1	**10+ Points**	5
Led Team In Scoring	0	**20+ Points**	0
Led Team In Rebounding	0	**5+ Rebounds**	2
Led Team In Assists	3	**10+ Rebounds**	2
Led Team In Steals	5	**5+ Assists**	0
Led Team In Blocks	0	**3+ Steals**	6

HUDSON GAME-BY-GAME **STATISTICS**

Date	Opp	GS	Min	FG	3FG	FT	O-D-R	PF	A	TO	S	B	PTS
D6	at #5LOU		24	0-5	0-1	1-2	0-3-3	1	1	4	1	0	1
D8	at SAM		15	0-2	0-1	3-4	0-0-0	0	3	1	1	0	3
D18	at SEMO*		0+	0-0	0-0	0-0	0-0-0	0	0	0	0	0	0
D30	at JSU*		3	0-1	0-0	0-0	0-1-1	2	0	0	0	0	0
J5	at #2LOU*		13	2-6	1-1	4-4	0-1-1	1	1	1	0	0	9
J7	at TSU*		10	2-5	0-1	2-2	1-1-2	2	0	0	0	0	6
J14	AP*		14	0-2	0-1	0-0	0-1-1	2	1	1	0	0	0
J16	MUR*		10	1-2	0-0	0-0	1-2-3	2	1	0	0	0	2
J21	at EKU*		3	0-0	0-0	0-0	0-0-0	0	0	0	0	0	0
J23	at MOR*		13	1-2	1-2	0-0	0-1-1	1	0	0	0	0	3
J26	BEL*		3	0-0	0-0	0-0	0-0-0	0	0	2	1	0	0
J28	EIU*		4	1-2	0-1	0-0	0-1-1	0	0	1	0	0	2
J30	SIUE*		18	2-4	1-2	0-0	0-2-2	3	2	1	2	0	5
F1	SEMO*	-	-	-	-	-	-	-	-	-	-	-	-
F4	JSU*	-	-	-	-	-	-	-	-	-	-	-	-
F6	TTU*	-	-	-	-	-	-	-	-	-	-	-	-
F11	at AP*	-	-	-	-	-	-	-	-	-	-	-	-
F13	at MUR*	-	-	-	-	-	-	-	-	-	-	-	-
F16	at BEL*	-	-	-	-	-	-	-	-	-	-	-	-
F18	MOR*	-	-	-	-	-	-	-	-	-	-	-	-
F20	EKU*	-	-	-	-	-	-	-	-	-	-	-	-
F25	at SIUE*	-	-	-	-	-	-	-	-	-	-	-	-
F27	at EIU*	-	-	-	-	-	-	-	-	-	-	-	-
M3	OVC	-	-	-	-	-	-	-	-	-	-	-	-
M4	OVC	-	-	-	-	-	-	-	-	-	-	-	-
M5	OVC	-	-	-	-	-	-	-	-	-	-	-	-
M6	OVC	-	-	-	-	-	-	-	-	-	-	-	-
		-	-	-	-	-	-	-	-	-	-	-	-

HUDSON CAREER **STATISTICS**

					Total			3-Point			F-Throw			Rebounds										Scoring	
Year	GP	GS	Min	Avg	FG	FGA	Pct	FG	FGA	Pct	FT	FTA	Pct	Off	Def	Tot	Avg	PF	Ast	TO	Blk	Stl		Pts	Avg
2018-19	28	0	299	10.7	41	131	.313	7	42	.167	29	44	.659	17	25	42	1.5	48	32	37	1	25		118	4.2
2019-20	14	1	209	14.9	24	65	.369	2	13	.154	3	11	.273	9	12	21	1.5	29	16	17	1	12		53	3.8
2020-21	13	0	131	10.1	9	31	.290	3	10	.300	10	12	.833	2	13	15	1.2	14	9	11	0	5		31	2.4
TOTAL	**55**	**1**	**639**	**11.6**	**74**	**227**	**.326**	**12**	**65**	**.185**	**42**	**67**	**.627**	**28**	**50**	**78**	**1.4**	**91**	**57**	**65**	**2**	**42**		**202**	**3.7**

5 SEYGAN ROBINS

R-So. | G | 5-8 | Harrodsburg, Ky. | Mercer County HS

SEASON **HIGHS**

Points	18 at Tennessee State (1/7/21)
FG Made	6, 2x, at Tennessee State (1/7/21)
FG Att.	9, 3x, at Eastern Kentucky (1/21/21)
3PG Made	6 at Tennessee State (1/7/21)
3FG Att.	7, 2x, at Eastern Kentucky (1/21/21)
FT Made	3 vs. Murray State (1/16/21)
FT Att.	5 vs. Murray State (1/16/21)
Rebounds	3, 3x, vs. Belmont (1/26/21))
Assists	6, 2x, vs. Eastern Illinois (1/28/21))
Steals	3 vs. Eastern Illinois (1/28/21))
Blocks	1 at Murray State (1/16/21)
Minutes	39 at Southeast Missouri (12/18/20)

CAREER **HIGHS**

Points	18 at Tennessee State (1/7/21)
FG Made	6, 2x, at Tennessee State (1/7/21)
FG Att.	9 at Samford (12/8/20)
3PG Made	6 at Tennessee State (1/7/21)
3FG Att.	7 at Tennessee State (1/7/21)
FT Made	2, 4x, at Southeast Missouri (1/14/21)
FT Att.	3 vs. Tennessee State (12/2/18)*LOU
Rebounds	3, 4x, vs. Belmont (1/26/21))
Assists	6 at Samford (12/8/20)
Steals	2, 2x, vs. Austin Peay (1/14/21)
Blocks	1, 2x, at Murray State (1/16/21)
Minutes	39 at Southeast Missouri (12/18/20)

MISCELLANEOUS **CAREER STATISTICS**

Games Played	41 | 13 at UTM	**Double-Doubles**	0
Games Started	13	**10+ Points**	3
Led Team In Scoring	0	**20+ Points**	0
Led Team In Rebounding	0	**5+ Rebounds**	0
Led Team In Assists	11	**10+ Rebounds**	0
Led Team In Steals	4	**5+ Assists**	3
Led Team In Blocks	0	**3+ Steals**	1

ROBINS GAME-BY-GAME **STATISTICS**

Date	Opp	GS	Min	FG	3FG	FT	O-D-R	PF	A	TO	S	B	PTS
D6	at #5LOU	*	25	2-6	0-2	2-2	0-1-1	4	4	5	0	0	6
D8	at SAM	*	38	6-9	4-6	0-0	1-1-2	2	6	6	2	0	16
D18	at SEMO*	*	39	2-6	0-3	2-2	0-1-1	2	4	3	1	0	6
D30	at JSU*	*	30	2-6	0-2	0-0	1-1-2	2	4	4	1	0	4
J5	at #2LOU*	*	24	2-3	0-0	1-2	0-2-2	0	1	2	1	0	5
J7	at TSU*	*	25	6-8	6-7	0-0	1-1-2	0	3	0	0	0	18
J14	AP*	*	34	2-5	1-3	0-0	1-2-3	2	3	7	2	0	5
J16	MUR*	*	36	4-9	3-5	3-4	1-1-2	3	3	7	1	1	14
J21	at EKU*	*	35	2-9	2-7	0-0	0-3-3	2	5	2	1	0	6
J23	at MOR*	*	32	2-5	1-3	1-1	0-1-1	2	4	1	0	0	6
J26	BEL*	*	34	2-5	2-5	1-2	0-3-3	1	4	1	1	0	7
J28	EIU*	*	33	1-4	1-4	0-0	0-0-0	0	6	1	3	0	3
J30	SIUE*	*	24	2-4	1-2	0-0	0-1-1	3	4	2	0	0	5
F1	SEMO*	-	-	-	-	-	-	-	-	-	-	-	-
F4	JSU*	-	-	-	-	-	-	-	-	-	-	-	-
F6	TTU*	-	-	-	-	-	-	-	-	-	-	-	-
F11	at AP*	-	-	-	-	-	-	-	-	-	-	-	-
F13	at MUR*	-	-	-	-	-	-	-	-	-	-	-	-
F16	at BEL*	-	-	-	-	-	-	-	-	-	-	-	-
F18	MOR*	-	-	-	-	-	-	-	-	-	-	-	-
F20	EKU*	-	-	-	-	-	-	-	-	-	-	-	-
F25	at SIUE*	-	-	-	-	-	-	-	-	-	-	-	-
F27	at EIU*	-	-	-	-	-	-	-	-	-	-	-	-
M3	OVC	-	-	-	-	-	-	-	-	-	-	-	-
M4	OVC	-	-	-	-	-	-	-	-	-	-	-	-
M5	OVC	-	-	-	-	-	-	-	-	-	-	-	-
M6	OVC	-	-	-	-	-	-	-	-	-	-	-	-
		-	-	-	-	-	-	-	-	-	-	-	-

ROBINS CAREER **STATISTICS**

					Total			3-Point			F-Throw			Rebounds										Scoring	
Year	GP	GS	Min	Avg	FG	FGA	Pct	FG	FGA	Pct	FT	FTA	Pct	Off	Def	Tot	Avg	PF	Ast	TO	Blk	Stl		Pts	Avg
2018-19*	26	0	196	7.5	13	37	.351	8	30	.267	7	12	.583	2	11	13	0.5	21	21	18	1	9		41	1.6
2019-20*	2	0	22	11.0	0	5	.000	0	4	.000	0	0	.000	0	6	6	3.0	5	1	2	0	2		0	0.0
2020-21	13	13	408	31.4	35	79	.443	21	49	.429	10	13	.769	5	18	23	1.8	23	51	41	1	13		101	7.8
TOTAL	**13**	**13**	**408**	**31.4**	**35**	**79**	**.443**	**21**	**49**	**.429**	**10**	**13**	**.769**	**5**	**18**	**23**	**1.8**	**23**	**51**	**41**	**1**	**13**		**101**	**7.8**
TOTAL	**41**	**13**	**625**	**15.3**	**48**	**121**	**.397**	**29**	**83**	**.349**	**17**	**25**	**.680**	**7**	**35**	**42**	**1.0**	**49**	**73**	**61**	**2**	**24**		**142**	**3.5**

*Played 2018-19 and 2019-20 seasons at Louisville

PLAYER **SUMMARIES**

10 RAEGAN JOHNSON

So. | F | 6-2 | Martin, Tenn. | Westview HS

SEASON HIGHS

Points	4 at #5 Louisville (12/8/20)
FG Made	2 at #5 Louisville (12/8/20)
FG Att.	4 vs. SIUE (1/30/21)
3PG Made	N/A
3FG Att.	N/A
FT Made	3 at Tennessee State (1/7/21)
FT Att.	4 at Tennessee State (1/7/21)
Rebounds	3 at #5 Louisville (12/8/20)
Assists	2 at Tennessee State (1/7/21)
Steals	1, 2x, vs. SIUE (1/30/21)
Blocks	N/A
Minutes	10 vs. SIUE (1/30/21)

CAREER HIGHS

Points	4, 4x, last at #5 Louisville (12/8/20)
FG Made	2, 4x, last at #5 Louisville (12/8/20)
FG Att.	4, 2x, vs. SIUE (1/30/21)
3PG Made	N/A
3FG Att.	N/A
FT Made	3 at Tennessee State (1/7/21)
FT Att.	4 at Tennessee State (1/7/21)
Rebounds	4, 2x, last vs. Murray State (3/4/20)
Assists	2, 2x, at Tennessee State (1/7/21)
Steals	1, 4x, at Eastern Kentucky (1/21/21)
Blocks	N/A
Minutes	11 vs. Jacksonville State (2/8/20)

MISCELLANEOUS CAREER STATISTICS

Games Played	28	**Double-Doubles**	0
Games Started	0	**10+ Points**	0
Led Team In Scoring	0	**20+ Points**	0
Led Team In Rebounding	0	**5+ Rebounds**	0
Led Team In Assists	0	**10+ Rebounds**	0
Led Team In Steals	0	**5+ Assists**	0
Led Team In Blocks	0	**3+ Steals**	0

JOHNSON GAME-BY-GAME STATISTICS

Date	Opp	GS	Min	FG	3FG	FT	O-D-R	PF	A	TO	S	B	PTS
D6	at #5LOU		6	2-2	0-0	0-0	0-3-3	3	0	1	0	0	4
D8	at SAM	-	-	-	-	DNP	-	-	-	-	-	-	-
D18	at SEMO*	-	-	-	-	DNP	-	-	-	-	-	-	-
D30	at JSU*		4	0-2	0-0	1-2	1-0-1	1	0	0	0	0	1
J5	at #2LOU*		2	0-1	0-0	0-0	0-0-0	0	0	0	0	0	0
J7	at TSU*		7	0-0	0-0	3-4	1-1-2	0	2	1	0	0	3
J14	AP*		0+	0-0	0-0	0-0	0-0-0	0	0	0	0	0	0
J16	MUR*		1	0-0	0-0	0-0	0-0-0	0	0	0	0	0	0
J21	at EKU*		3	0-0	0-0	0-0	0-0-0	1	0	0	1	0	0
J23	at MOR*	-	-	-	-	DNP	-	-	-	-	-	-	-
J26	BEL*	-	-	-	-	DNP	-	-	-	-	-	-	-
J28	EIU*		2	0-0	0-0	2-2	0-0-0	0	0	0	0	0	2
J30	SIUE*		10	1-4	0-0	1-2	0-0-0	3	1	1	1	0	3
F1	SEMO*	-	-	-	-	-	-	-	-	-	-	-	-
F4	JSU*	-	-	-	-	-	-	-	-	-	-	-	-
F6	TTU*	-	-	-	-	-	-	-	-	-	-	-	-
F11	at AP*	-	-	-	-	-	-	-	-	-	-	-	-
F13	at MUR*	-	-	-	-	-	-	-	-	-	-	-	-
F16	at BEL*	-	-	-	-	-	-	-	-	-	-	-	-
F18	MOR*	-	-	-	-	-	-	-	-	-	-	-	-
F20	EKU*	-	-	-	-	-	-	-	-	-	-	-	-
F25	at SIUE*	-	-	-	-	-	-	-	-	-	-	-	-
F27	at EIU*	-	-	-	-	-	-	-	-	-	-	-	-
M3	OVC	-	-	-	-	-	-	-	-	-	-	-	-
M4	OVC	-	-	-	-	-	-	-	-	-	-	-	-
M5	OVC	-	-	-	-	-	-	-	-	-	-	-	-
M6	OVC	-	-	-	-	-	-	-	-	-	-	-	-
		-	-	-	-	-	-	-	-	-	-	-	-

JOHNSON CAREER STATISTICS

					Total			3-Point			F-Throw			Rebounds									Scoring	
Year	GP	GS	Min	Avg	FG	FGA	Pct	FG	FGA	Pct	FT	FTA	Pct	Off	Def	Tot	Avg	PF	Ast	TO	Blk	Stl	Pts	Avg
2019-20	20	0	77	3.9	7	19	.368	0	0	.000	2	4	.500	7	16	23	1.2	8	3	6	0	3	16	0.8
2020-21	9	0	35	3.9	3	9	.333	0	0	.000	7	10	.700	2	4	6	0.7	8	3	3	0	2	13	1.4
TOTAL	**29**	**0**	**112**	**3.9**	**10**	**28**	**.357**	**0**	**0**	**.000**	**9**	**14**	**.643**	**9**	**20**	**29**	**1.0**	**16**	**6**	**9**	**0**	**5**	**29**	**1.0**

11 DASIA YOUNG

So. | F | 5-11 | Jonesboro, Ark. | Nettleton HS

SEASON HIGHS

Points	22 at Morehead State (1/23/21)
FG Made	10 at Morehead State (1/23/21)
FG Att.	14 at Morehead State (1/23/21)
3PG Made	2 at #5 Louisville (12/6/20)
3FG Att.	3, 3x, at Eastern Kentucky (1/21/21)
FT Made	3, 2x, vs. Eastern Illinois (1/28/21)
FT Att.	4, 2x, at Eastern Kentucky (1/21/21))
Rebounds	9, 2x, vs. Austin Peay (1/14/21)
Assists	4 at Tennessee State (1/7/21)
Steals	4 vs. Eastern Illinois (1/28/21)
Blocks	2 at Morehead State (1/23/21)
Minutes	38 vs. Eastern Illinois (1/28/21))

CAREER HIGHS

Points	22 at Morehead State (1/23/21)
FG Made	10 at Morehead State (1/23/21)
FG Att.	14 at Morehead State (1/23/21)
3PG Made	2, 2x, at #5 Louisville (12/6/20)
3FG Att.	4 vs. Murray State (3/4/20)
FT Made	4 at SIUE (1/25/20)
FT Att.	5 vs. Tennessee State (1/9/20)
Rebounds	9, 2x, vs. Austin Peay (1/14/21)
Assists	6, 2x, last vs. Eastern Illinois (3/6/20)
Steals	2, 4x, at Eastern Kentucky (1/21/21)
Blocks	2 at Morehead State (1/23/21)
Minutes	38, 2x, vs. Eastern Illinois (1/28/21)

MISCELLANEOUS CAREER STATISTICS

Games Played	44	**Double-Doubles**	0
Games Started	33	**10+ Points**	13
Led Team In Scoring	0	**20+ Points**	1
Led Team In Rebounding	1	**5+ Rebounds**	15
Led Team In Assists	4	**10+ Rebounds**	0
Led Team In Steals	5	**5+ Assists**	2
Led Team In Blocks	1	**3+ Steals**	1

YOUNG GAME-BY-GAME STATISTICS

Date	Opp	GS	Min	FG	3FG	FT	O-D-R	PF	A	TO	S	B	PTS
D6	at #5LOU	*	36	4-7	2-3	2-4	0-5-5	4	2	0	0	0	12
D8	at SAM	*	32	2-6	0-3	1-3	1-4-5	3	3	3	0	1	5
D18	at SEMO*	*	33	2-8	0-0	0-0	5-4-9	2	3	0	0	1	4
D30	at JSU*	*	29	4-9	1-3	1-2	1-3-4	2	1	2	1	0	10
J5	at #2LOU*	*	13	2-3	1-1	0-0	0-2-2	2	1	0	0	0	5
J7	at TSU*	*	24	1-3	1-2	2-2	2-4-6	1	4	3	2	0	5
J14	AP*	*	27	1-4	0-2	1-2	2-7-9	4	3	2	1	0	3
J16	MUR*	*	37	5-10	0-1	0-0	3-2-5	2	3	1	1	0	10
J21	at EKU*	*	36	2-11	1-3	3-4	3-1-4	4	3	5	2	0	8
J23	at MOR*	*	27	10-14	0-2	2-2	1-4-5	4	2	1	1	2	22
J26	BEL*	*	40	3-8	1-3	1-2	1-4-5	2	2	2	0	0	8
J28	EIU*	*	38	6-11	1-2	3-3	1-3-4	3	3	1	4	0	16
J30	SIUE*	*	14	3-5	0-0	0-2	1-3-4	1	2	0	2	1	6
F1	SEMO*	-	-	-	-	-	-	-	-	-	-	-	-
F4	JSU*	-	-	-	-	-	-	-	-	-	-	-	-
F6	TTU*	-	-	-	-	-	-	-	-	-	-	-	-
F11	at AP*	-	-	-	-	-	-	-	-	-	-	-	-
F13	at MUR*	-	-	-	-	-	-	-	-	-	-	-	-
F16	at BEL*	-	-	-	-	-	-	-	-	-	-	-	-
F18	MOR*	-	-	-	-	-	-	-	-	-	-	-	-
F20	EKU*	-	-	-	-	-	-	-	-	-	-	-	-
F25	at SIUE*	-	-	-	-	-	-	-	-	-	-	-	-
F27	at EIU*	-	-	-	-	-	-	-	-	-	-	-	-
M3	OVC	-	-	-	-	-	-	-	-	-	-	-	-
M4	OVC	-	-	-	-	-	-	-	-	-	-	-	-
M5	OVC	-	-	-	-	-	-	-	-	-	-	-	-
M6	OVC	-	-	-	-	-	-	-	-	-	-	-	-
		-	-	-	-	-	-	-	-	-	-	-	-

YOUNG CAREER STATISTICS

					Total			3-Point			F-Throw			Rebounds									Scoring	
Year	GP	GS	Min	Avg	FG	FGA	Pct	FG	FGA	Pct	FT	FTA	Pct	Off	Def	Tot	Avg	PF	Ast	TO	Blk	Stl	Pts	Avg
2019-20	31	20	718	23.2	71	169	.420	14	40	.350	37	59	.627	49	43	92	3.0	85	45	44	6	21	193	6.2
2020-21	13	13	385	29.6	45	99	.455	8	25	.320	16	26	.615	21	46	67	5.2	34	32	20	5	14	114	8.8
TOTAL	**44**	**33**	**1103**	**25.1**	**116**	**268**	**.433**	**22**	**65**	**.338**	**53**	**85**	**.624**	**70**	**89**	**159**	**3.6**	**119**	**77**	**64**	**11**	**35**	**307**	**7.0**

PLAYER **SUMMARIES**

13 DEMI BURDICK

Sr. | F | 6-2 | Marshall, Ill | Marshall HS

SEASON HIGHS

Points	7 vs. Eastern Illinois (1/28/21)
FG Made	4 vs. SIUE (1/30/21)
FG Att.	7 at Eastern Kentucky (1/21/21)
3PG Made	N/A
3FG Att.	1 at #5 Louisville (12/6/20)
FT Made	1 vs. Eastern Illinois (1/28/21)
FT Att.	2 vs. Eastern Illinois (1/28/21)
Rebounds	6 vs. SIUE (1/30/21)
Assists	2, 3x, at Morehead State (1/23/21)
Steals	2 at Morehead State (1/23/21)
Blocks	1, 2x, at Eastern Kentucky (1/21/21)
Minutes	21 vs. SIUE (1/30/21)

CAREER HIGHS

Points	14 vs. Murray State (3/4/20)
FG Made	6 vs. Murray State (3/4/20)
FG Att.	8 vs. Murray State (3/4/20)
3PG Made	2, 2x, last at Illinois State (11/30/19
3FG Att.	4 at Northwestern (11/25/18)
FT Made	7 vs. Austin Peay (1/18/20)
FT Att.	8 vs. Austin Peay (1/18/20)
Rebounds	9 vs. Christian Brothers (11/21/18)
Assists	4 at Murray State (1/2/20)
Steals	3 vs. Murray State (3/4/20)
Blocks	3 vs. Mississippi Valley (12/29/18)
Minutes	30 vs. Belmont (3/9/20)

MISCELLANEOUS CAREER STATISTICS

Games Played	87	**Double-Doubles**	0
Games Started	17	**10+ Points**	4
Led Team In Scoring	0	**20+ Points**	0
Led Team In Rebounding	2	**5+ Rebounds**	15
Led Team In Assists	2	**10+ Rebounds**	0
Led Team In Steals	2	**5+ Assists**	1
Led Team In Blocks	6	**3+ Steals**	1

BURDICK GAME-BY-GAME STATISTICS

Date	Opp	GS	Min	FG	3FG	FT	O-D-R	PF	A	TO	S	B	PTS
D6	at #5LOU		12	0-1	0-1	0-0	0-2-2	1	0	1	0	0	0
D8	at SAM		18	2-3	0-0	0-0	3-2-5	0	2	1	0	0	4
D18	at SEMO*		8	2-5	0-0	0-0	0-1-1	1	0	0	0	0	4
D30	at JSU*		16	1-4	0-0	0-0	0-4-4	0	0	1	0	1	2
J5	at #2LOU*		10	0-1	0-1	0-0	0-1-1	1	1	1	0	0	0
J7	at TSU*		15	3-6	0-0	0-0	0-2-2	0	1	2	0	0	6
J14	AP*	-	-	-	-	DNP	-	-	-	-	-	-	-
J16	MUR*	-	-	-	-	DNP	-	-	-	-	-	-	-
J21	at EKU*		12	3-7	0-0	0-0	0-4-4	1	2	2	0	1	6
J23	at MOR*		10	0-4	0-1	0-0	0-1-1	1	2	1	2	0	0
J26	BEL*		3	0-0	0-0	0-0	0-0-0	1	0	0	0	0	0
J28	EIU*		14	3-6	0-0	1-2	1-3-4	0	0	0	0	0	7
J30	SIUE*		21	4-6	0-0	0-0	1-5-6	1	0	1	0	0	8
F1	SEMO*	-	-	-	-	-	-	-	-	-	-	-	-
F4	JSU*	-	-	-	-	-	-	-	-	-	-	-	-
F6	TTU*	-	-	-	-	-	-	-	-	-	-	-	-
F11	at AP*	-	-	-	-	-	-	-	-	-	-	-	-
F13	at MUR*	-	-	-	-	-	-	-	-	-	-	-	-
F16	at BEL*	-	-	-	-	-	-	-	-	-	-	-	-
F18	MOR*	-	-	-	-	-	-	-	-	-	-	-	-
F20	EKU*	-	-	-	-	-	-	-	-	-	-	-	-
F25	at SIUE*	-	-	-	-	-	-	-	-	-	-	-	-
F27	at EIU*	-	-	-	-	-	-	-	-	-	-	-	-
M3	OVC	-	-	-	-	-	-	-	-	-	-	-	-
M4	OVC	-	-	-	-	-	-	-	-	-	-	-	-
M5	OVC	-	-	-	-	-	-	-	-	-	-	-	-
M6	OVC	-	-	-	-	-	-	-	-	-	-	-	-
		-	-	-	-	-	-	-	-	-	-	-	-

BURDICK CAREER STATISTICS

					Total			3-Point			F-Throw			Rebounds									Scoring	
Year	GP	GS	Min	Avg	FG	FGA	Pct	FG	FGA	Pct	FT	FTA	Pct	Off	Def	Tot	Avg	PF	Ast	TO	Blk	Stl	Pts	Avg
2017-18	22	1	97	4.4	10	24	.417	1	4	.250	2	8	.250	6	11	17	0.8	15	3	9	3	4	23	1.0
2018-19	27	0	226	8.4	32	74	.432	4	23	.174	9	16	.563	27	43	70	2.6	35	16	14	11	11	77	2.9
2019-20	27	16	419	15.5	49	105	.467	6	24	.250	17	22	.773	22	61	83	3.1	42	26	29	17	13	121	4.5
2020-21	11	0	139	12.6	18	43	.419	0	3	.000	1	2	.500	5	25	30	2.7	7	8	10	1	3	37	3.4
TOTAL	**87**	**17**	**881**	**10.1**	**109**	**246**	**.443**	**11**	**54**	**.204**	**29**	**48**	**.604**	**60**	**140**	**200**	**2.3**	**99**	**53**	**62**	**32**	**31**	**258**	**3.0**

14 ZAIRE HICKS

R-Jr. | G | 5-7 | Memphis, Tenn. | White Station HS

SEASON HIGHS

Points	9 at Jacksonville State (12/30/20)
FG Made	4 at Jacksonville State (12/30/20)
FG Att.	8 at Jacksonville State (12/30/20)
3PG Made	1, 2x, vs. Austin Peay (1/14/21)
3FG Att.	3, 2x, at Tennessee State (1/7/21)
FT Made	1 at #2 Louisville (1/5/21)
FT Att.	2 at #2 Louisville (1/5/21)
Rebounds	3 vs. Murray State (1/16/21)
Assists	3 vs. Murray State (1/16/21)
Steals	1, 3x, at Tennessee State (1/7/21)
Blocks	1 at Jacksonville State (12/30/20)
Minutes	18 vs. Murray State (1/16/21)

CAREER HIGHS

Points	19, 2x, last vs. Murray State (3/7/19)
FG Made	7, 2x, last vs. Murray State (3/7/19)
FG Att.	17 vs. Jacksonville State (2/7/19)
3PG Made	4 vs. Samford (11/6/18)
3FG Att.	9 at Eastern Kentucky (1/17/19)
FT Made	6 vs. Tennessee State (3/2/19)
FT Att.	9 at Southeast Missouri (2/24/18)
Rebounds	7 vs. Murray State (3/7/19)
Assists	6, 2x, last vs. Murray State (3/7/19)
Steals	4, 2x, last at Austin peay (2/23/19)
Blocks	1, 4x, at Jacksonville State (12/30/20)
Minutes	39 vs. Morehead State (3/8/19)

MISCELLANEOUS CAREER STATISTICS

Games Played	72	**Double-Doubles**	0
Games Started	35	**10+ Points**	18
Led Team In Scoring	4	**20+ Points**	0
Led Team In Rebounding	1	**5+ Rebounds**	4
Led Team In Assists	10	**10+ Rebounds**	0
Led Team In Steals	12	**5+ Assists**	4
Led Team In Blocks	2	**3+ Steals**	8

HICKS GAME-BY-GAME STATISTICS

Date	Opp	GS	Min	FG	3FG	FT	O-D-R	PF	A	TO	S	B	PTS
D6	at #5LOU	-	-	-	-	DNP	-	-	-	-	-	-	-
D8	at SAM	-	-	-	-	DNP	-	-	-	-	-	-	-
D18	at SEMO*		5	1-1	0-0	0-0	0-0-0	1	0	0	1	0	2
D30	at JSU*		14	4-8	1-3	0-0	0-0-0	1	0	2	1	1	9
J5	at #2LOU*		16	3-5	0-1	1-2	0-1-1	1	0	1	0	0	7
J7	at TSU*		10	0-4	0-3	0-0	0-0-0	0	0	0	1	0	0
J14	AP*		17	2-4	1-1	0-0	2-0-2	4	2	2	0	0	5
J16	MUR*		18	0-0	0-0	0-0	0-3-3	2	3	1	0	0	0
J21	at EKU*	-	-	-	-	DNP	-	-	-	-	-	-	-
J23	at MOR*	-	-	-	-	DNP	-	-	-	-	-	-	-
J26	BEL*	-	-	-	-	DNP	-	-	-	-	-	-	-
J28	EIU*	-	-	-	-	DNP	-	-	-	-	-	-	-
J30	SIUE*	-	-	-	-	DNP	-	-	-	-	-	-	-
F1	SEMO*	-	-	-	-	-	-	-	-	-	-	-	-
F4	JSU*	-	-	-	-	-	-	-	-	-	-	-	-
F6	TTU*	-	-	-	-	-	-	-	-	-	-	-	-
F11	at AP*	-	-	-	-	-	-	-	-	-	-	-	-
F13	at MUR*	-	-	-	-	-	-	-	-	-	-	-	-
F16	at BEL*	-	-	-	-	-	-	-	-	-	-	-	-
F18	MOR*	-	-	-	-	-	-	-	-	-	-	-	-
F20	EKU*	-	-	-	-	-	-	-	-	-	-	-	-
F25	at SIUE*	-	-	-	-	-	-	-	-	-	-	-	-
F27	at EIU*	-	-	-	-	-	-	-	-	-	-	-	-
M3	OVC	-	-	-	-	-	-	-	-	-	-	-	-
M4	OVC	-	-	-	-	-	-	-	-	-	-	-	-
M5	OVC	-	-	-	-	-	-	-	-	-	-	-	-
M6	OVC	-	-	-	-	-	-	-	-	-	-	-	-
		-	-	-	-	-	-	-	-	-	-	-	-

HICKS CAREER STATISTICS

					Total			3-Point			F-Throw			Rebounds									Scoring	
Year	GP	GS	Min	Avg	FG	FGA	Pct	FG	FGA	Pct	FT	FTA	Pct	Off	Def	Tot	Avg	PF	Ast	TO	Blk	Stl	Pts	Avg
2017-18	32	1	344	10.8	28	85	.329	14	40	.350	23	37	.622	15	28	43	1.3	36	29	23	1	24	93	2.9
2018-19	32	31	816	25.5	100	286	.350	41	132	.311	35	45	.778	25	46	71	2.2	63	77	43	2	45	276	8.6
2019-20	2	2	64	32.0	7	18	.389	2	10	.200	3	5	.600	2	3	5	2.5	7	4	4	0	3	19	9.5
2020-21	6	0	80	13.3	10	22	.455	2	8	.250	1	2	.500	2	4	6	1.0	10	5	6	1	3	23	3.8
TOTAL	**72**	**34**	**1304**	**18.1**	**145**	**411**	**.353**	**59**	**190**	**.311**	**62**	**89**	**.697**	**44**	**81**	**125**	**1.7**	**116**	**115**	**76**	**4**	**75**	**411**	**5.7**

PLAYER **SUMMARIES**

20 CHELSEY PERRY

Sr. | F | 6-2 | Middleton, Tenn. | Middleton HS

SEASON HIGHS

Points	36 vs. Murray State (1/16/21)
FG Made	14, 2x, vs. Murray State (1/16/21)
FG Att.	31 vs. Murray State (1/16/21)
3PG Made	3, 3x, at Tennessee State (1/7/21)
3FG Att.	7, 2x, vs. Murray State (1/16/21)
FT Made	15 vs. Austin Peay (1/14/21)
FT Att.	18 vs. Austin Peay (1/14/21)
Rebounds	11, 4x, at Morehead State (1/23/21)
Assists	4, 2x, vs. Belmont (1/26/21)
Steals	4 at Tennessee State (1/7/21)
Blocks	6 at Morehead State (1/23/21)
Minutes	40, 2x, vs. Murray State (1/16/21)

CAREER HIGHS

Points	42 vs. Lipscomb (12/16/19)
FG Made	17 vs. Lipscomb (12/16/19)
FG Att.	31 vs. Murray State (1/16/21)
3PG Made	5 vs. Tennessee Tech (2/9/19)
3FG Att.	10 at Southeast Missouri (2/13/20)
FT Made	15 vs. Austin Peay (1/14/21)
FT Att.	18 vs. Austin Peay (1/14/21)
Rebounds	14 at Austin Peay (1/4/20)
Assists	6 vs. Southeast Missouri (2/29/20)
Steals	5, 2x, last at Southeast Missouri (2/13/20)
Blocks	8 vs. IUPUI (11/25/19)
Minutes	44 vs. #6 Louisville (12/19/19)

MISCELLANEOUS CAREER STATISTICS

Games Played	111	**Double-Doubles**			16
Games Started	109	**10+ Points**			81
Led Team In Scoring	57	**20+ Points**	39	**30+ Points**	13
Led Team In Rebounding	51	**5+ Rebounds**			79
Led Team In Assists	9	**10+ Rebounds**			19
Led Team In Steals	27	**3+ Steals**			31
Led Team In Blocks	79	**3+ Blocks**			37

PERRY GAME-BY-GAME STATISTICS

Date	Opp	GS	Min	FG	3FG	FT	O-D-R	PF	A	TO	S	B	PTS
D6	at #5LOU	*	29	8-19	3-7	7-8	0-4-4	4	2	1	1	2	26
D8	at SAM	*	40	14-22	3-5	0-0	3-8-11	2	1	2	3	2	31
D18	at SEMO*	*	39	9-17	2-4	8-10	1-6-7	4	3	4	1	0	28
D30	at JSU*	*	34	9-18	1-2	4-6	6-4-10	4	1	3	0	0	23
J5	at #2LOU*	*	38	9-18	1-4	7-0	3-7-10	4	0	4	0	1	26
J7	at TSU*	*	23	13-18	3-4	3-3	1-6-7	2	0	1	4	1	32
J14	AP*	*	39	8-16	1-2	15-18	0-11-11	0	1	3	1	2	32
J16	MUR*	*	40	14-31	1-7	7-8	1-10-11	2	1	3	1	4	36
J21	at EKU*	*	34	8-12	2-3	4-6	1-7-8	3	4	0	2	2	22
J23	at MOR*	*	37	8-17	0-2	12-14	2-9-11	2	3	1	2	6	28
J26	BEL*	*	40	7-14	2-4	8-9	1-4-5	2	4	1	1	4	24
J28	EIU*	*	38	7-17	4-10	1-1	1-5-6	2	5	1	1	1	19
J30	SIUE*	*	8	3-6	0-0	1-1	1-2-3	0	1	1	0	0	7
F1	SEMO*	-	-	-	-	-	-	-	-	-	-	-	-
F4	JSU*	-	-	-	-	-	-	-	-	-	-	-	-
F6	TTU*	-	-	-	-	-	-	-	-	-	-	-	-
F11	at AP*	-	-	-	-	-	-	-	-	-	-	-	-
F13	at MUR*	-	-	-	-	-	-	-	-	-	-	-	-
F16	at BEL*	-	-	-	-	-	-	-	-	-	-	-	-
F18	MOR*	-	-	-	-	-	-	-	-	-	-	-	-
F20	EKU*	-	-	-	-	-	-	-	-	-	-	-	-
F25	at SIUE*	-	-	-	-	-	-	-	-	-	-	-	-
F27	at EIU*	-	-	-	-	-	-	-	-	-	-	-	-
M3	OVC	-	-	-	-	-	-	-	-	-	-	-	-
M4	OVC	-	-	-	-	-	-	-	-	-	-	-	-
M5	OVC	-	-	-	-	-	-	-	-	-	-	-	-
M6	OVC	-	-	-	-	-	-	-	-	-	-	-	-
		-	-	-	-	-	-	-	-	-	-	-	-

PERRY CAREER STATISTICS

					Total			3-Point			F-Throw			Rebounds										Scoring	
Year	GP	GS	Min	Avg	FG	FGA	Pct	FG	FGA	Pct	FT	FTA	Pct	Off	Def	Tot	Avg	PF	Ast	TO	Blk	Stl	Pts	Avg
2017-18	34	33	896	26.4	137	325	.422	16	50	.320	91	105	.867	75	119	194	5.7	104	41	70	38	43	381	11.2
2018-19	32	31	787	24.6	146	325	.449	31	89	.348	61	78	.782	50	127	177	5.5	113	43	61	71	37	384	12.0
2019-20	32	32	1095	34.2	286	570	.502	47	122	.385	121	141	.858	54	200	254	7.9	96	64	83	86	52	740	23.1
2020-21	13	13	439	33.8	117	225	.520	23	54	.426	77	94	.819	21	83	104	8.0	31	26	25	25	17	334	25.7
TOTAL	**111**	**109**	**3217**	**29.0**	**686**	**1445**	**.475**	**117**	**315**	**.371**	**350**	**418**	**.837**	**200**	**529**	**729**	**6.6**	**344**	**174**	**239**	**220**	**149**	**1839**	**16.6**

21 MADDIE WALDROP

Sr. | F | 6-2 | Murray, Ky. | Murray HS

SEASON HIGHS

Points	21 vs. Austin Peay (1/14/21)
FG Made	6 vs. Austin Peay (1/14/21)
FG Att.	12 vs. Belmont (1/26/21)
3PG Made	4 vs. Austin Peay (1/14/21)
3FG Att.	4 vs. Austin Peay (1/14/21)
FT Made	5 vs. Austin Peay (1/14/21)
FT Att.	7 vs. Austin Peay (1/14/21)
Rebounds	13 vs. SIUE (1/30/21)
Assists	5, 2x, at Eastern Kentucky (1/21/21)
Steals	2 at Samford (12/8/20)
Blocks	1, 5x, vs. SIUE (1/30/21)
Minutes	33, 2x, vs. Austin Peay (1/14/21)

CAREER HIGHS

Points	26 at Morehead State (2/1/20)
FG Made	10 at Morehead State (2/1/20)
FG Att.	16 at Austin Peay (1/4/20)
3PG Made	4 vs. Austin Peay (1/14/21)
3FG Att.	8 at Belmont (2/2/19)
FT Made	10, 2x, last at Southern Illinois (12/3/19)
FT Att.	15 at Tennessee State (1/31/19)
Rebounds	16 vs. Tennessee State (3/2/19)
Assists	6, 3x, last vs. Eastern Illinois (3/6/20)
Steals	4, 3x, last at Austin Peay (1/4/20)
Blocks	4, 2x, last vs. Southeast Missouri (2/29/20)
Minutes	41 vs. #6 Louisville (12/19/20)

MISCELLANEOUS CAREER STATISTICS

Games Played	108	**Double-Doubles**	12
Games Started	75	**10+ Points**	37
Led Team In Scoring	6	**20+ Points**	8
Led Team In Rebounding	40	**5+ Rebounds**	76
Led Team In Assists	15	**10+ Rebounds**	20
Led Team In Steals	10	**5+ Assists**	7
Led Team In Blocks	22	**3+ Blocks**	4

WALDROP GAME-BY-GAME STATISTICS

Date	Opp	GS	Min	FG	3FG	FT	O-D-R	PF	A	TO	S	B	PTS
D6	at #5LOU	*	33	3-6	0-3	2-3	2-6-8	3	1	2	0	0	8
D8	at SAM	*	25	2-5	0-0	0-2	1-5-6	4	5	1	2	1	4
D18	at SEMO*	*	27	2-8	0-0	2-4	0-7-7	2	1	2	0	1	6
D30	at JSU*	*	14	1-2	1-1	0-0	0-0-0	0	0	1	0	0	3
J5	at #2LOU*	*	28	0-2	0-2	0-0	1-5-6	3	1	1	0	1	0
J7	at TSU*	*	24	1-4	0-2	0-0	3-3-6	1	4	1	0	1	4
J14	AP*	*	33	6-9	4-4	5-7	1-5-6	1	2	0	1	0	21
J16	MUR*	*	30	5-8	0-2	2-3	0-6-6	3	3	0	0	0	12
J21	at EKU*	*	30	4-7	1-4	0-0	0-6-6	0	5	1	0	1	9
J23	at MOR*	*	18	1-3	1-3	0-0	0-3-3	5	3	0	0	0	3
J26	BEL*	*	29	5-12	0-1	1-2	2-8-10	1	2	1	1	0	11
J28	EIU*	*	25	5-8	0-2	0-0	0-1-1	4	1	2	0	0	10
J30	SIUE*	*	26	4-7	0-1	0-0	1-12-13	3	4	2	1	1	8
F1	SEMO*	-	-	-	-	-	-	-	-	-	-	-	-
F4	JSU*	-	-	-	-	-	-	-	-	-	-	-	-
F6	TTU*	-	-	-	-	-	-	-	-	-	-	-	-
F11	at AP*	-	-	-	-	-	-	-	-	-	-	-	-
F13	at MUR*	-	-	-	-	-	-	-	-	-	-	-	-
F16	at BEL*	-	-	-	-	-	-	-	-	-	-	-	-
F18	MOR*	-	-	-	-	-	-	-	-	-	-	-	-
F20	EKU*	-	-	-	-	-	-	-	-	-	-	-	-
F25	at SIUE*	-	-	-	-	-	-	-	-	-	-	-	-
F27	at EIU*	-	-	-	-	-	-	-	-	-	-	-	-
M3	OVC	-	-	-	-	-	-	-	-	-	-	-	-
M4	OVC	-	-	-	-	-	-	-	-	-	-	-	-
M5	OVC	-	-	-	-	-	-	-	-	-	-	-	-
M6	OVC	-	-	-	-	-	-	-	-	-	-	-	-
		-	-	-	-	-	-	-	-	-	-	-	-

WALDROP CAREER STATISTICS

					Total			3-Point			F-Throw			Rebounds										Scoring	
Year	GP	GS	Min	Avg	FG	FGA	Pct	FG	FGA	Pct	FT	FTA	Pct	Off	Def	Tot	Avg	PF	Ast	TO	Blk	Stl	Pts	Avg
2017-18	34	3	738	21.7	68	146	.466	15	49	.306	44	56	.786	51	136	187	5.5	91	39	51	19	17	195	5.7
2018-19	32	31	830	25.9	76	192	.396	17	58	.293	87	116	.750	80	154	234	7.3	81	46	51	22	29	256	8.0
2019-20	29	28	928	32.0	126	259	.486	19	60	.317	98	138	.710	57	170	227	7.8	73	78	63	22	32	369	12.7
2020-21	13	13	342	26.3	39	81	.481	7	25	.280	12	21	.571	11	67	78	6.0	30	32	14	5	6	97	7.5
TOTAL	**108**	**75**	**2838**	**26.3**	**309**	**678**	**.456**	**58**	**192**	**.302**	**241**	**331**	**.728**	**199**	**527**	**726**	**6.7**	**275**	**195**	**179**	**68**	**84**	**917**	**8.5**

PLAYER **SUMMARIES**

22 DAMIAH GRIFFIN

R-Jr. | F | 6-0 | Memphis, Tenn. | White Station HS

SEASON HIGHS

Points	8, 2x, vs. Belmont (1/26/21)
FG Made	4, 2x, vs. Belmont (1/26/21)
FG Att.	7 vs. SIUE (1/30/21)
3PG Made	N/A
3FG Att.	1, 2x, at Tennessee State (1/7/21)
FT Made	2 at Jacksonville State (12/30/20)
FT Att.	3 at Jacksonville State (12/30/20)
Rebounds	4 at Jacksonville State (12/30/20)
Assists	1 at #5 Louisville (12/6/20)
Steals	2 at Jacksonville State (12/30/20)
Blocks	1 vs. SIUE (1/30/21)
Minutes	17 vs. SIUE (1/30/21)

CAREER HIGHS

Points	25 vs. #6 Louisville (12/19/19)
FG Made	9 vs. Chattanooga (12/8/19)
FG Att.	19 vs. Chattanooga (12/8/19)
3PG Made	3 at Murray State (1/2/20)
3FG Att.	5, 2x, last at Murray State (1/2/20)
FT Made	10 at #23 Gonzaga (11/14/19)
FT Att.	13 vs. #6 Louisville (12/19/19)
Rebounds	10 vs. #6 Louisville (12/19/19)
Assists	3, 5x, last vs. IUPUI (11/25/19)
Steals	5 vs. Christian Brothers (11/21/18)
Blocks	2 vs. Murray State (3/7/19)
Minutes	46 vs. #6 Louisville (12/19/19)

MISCELLANEOUS CAREER STATISTICS

Games Played	56	**Double-Doubles**	1
Games Started	22	**10+ Points**	20
Led Team In Scoring	5	**20+ Points**	1
Led Team In Rebounding	7	**5+ Rebounds**	18
Led Team In Assists	1	**10+ Rebounds**	1
Led Team In Steals	8	**5+ Assists**	0
Led Team In Blocks	7	**3+ Steals**	6

GRIFFIN GAME-BY-GAME STATISTICS

Date	Opp	GS	Min	FG	3FG	FT	O-D-R	PF	A	TO	S	B	PTS
D6	at #5LOU		12	0-0	0-0	0-0	0-2-2	0	1	2	0	0	0
D8	at SAM		6	4-4	0-0	0-0	0-0-0	0	0	1	0	0	8
D18	at SEMO*		9	1-2	0-0	0-0	0-1-1	1	0	0	0	0	2
D30	at JSU*		12	2-4	0-1	2-3	1-3-4	0	0	0	2	0	6
J5	at #2LOU*		9	0-1	0-0	0-0	0-1-1	0	1	0	0	0	0
J7	at TSU*		11	3-4	0-1	0-1	2-1-3	1	0	1	0	0	6
J14	AP*		8	0-0	0-0	0-0	0-2-2	1	0	0	0	0	0
J16	MUR*		2	0-0	0-0	0-0	0-0-0	0	0	0	0	0	0
J21	at EKU*		4	1-1	0-0	0-0	1-1-2	1	0	0	0	0	2
J23	at MOR*		9	2-2	0-0	0-0	1-0-1	1	0	0	1	1	4
J26	BEL*		8	4-6	0-0	0-1	1-2-3	0	0	1	0	0	8
J28	EIU*		2	0-0	0-0	0-0	0-0-0	0	0	0	0	0	0
J30	SIUE*		17	3-7	0-0	0-0	0-2-2	5	1	2	0	1	6
F1	SEMO*	-	-	-	-	-	-	-	-	-	-	-	-
F4	JSU*	-	-	-	-	-	-	-	-	-	-	-	-
F6	TTU*	-	-	-	-	-	-	-	-	-	-	-	-
F11	at AP*	-	-	-	-	-	-	-	-	-	-	-	-
F13	at MUR*	-	-	-	-	-	-	-	-	-	-	-	-
F16	at BEL*	-	-	-	-	-	-	-	-	-	-	-	-
F18	MOR*	-	-	-	-	-	-	-	-	-	-	-	-
F20	EKU*	-	-	-	-	-	-	-	-	-	-	-	-
F25	at SIUE*	-	-	-	-	-	-	-	-	-	-	-	-
F27	at EIU*	-	-	-	-	-	-	-	-	-	-	-	-
M3	OVC	-	-	-	-	-	-	-	-	-	-	-	-
M4	OVC	-	-	-	-	-	-	-	-	-	-	-	-
M5	OVC	-	-	-	-	-	-	-	-	-	-	-	-
M6	OVC	-	-	-	-	-	-	-	-	-	-	-	-
		-	-	-	-	-	-	-	-	-	-	-	-

GRIFFIN CAREER STATISTICS

					Total			3-Point			F-Throw			Rebounds										Scoring	
Year	GP	GS	Min	Avg	FG	FGA	Pct	FG	FGA	Pct	FT	FTA	Pct	Off	Def	Tot	Avg	PF	Ast	TO	Blk	Stl		Pts	Avg
2017-18	-	-	-	-	-	-	-	-	-	-	Redshirted			-	-	-	-	-	-	-	-	-		-	-
2018-19	32	10	517	16.2	102	209	.488	9	33	.273	47	63	.746	45	68	113	3.5	70	19	38	11	38		260	8.1
2019-20	12	12	345	28.8	50	132	.379	9	28	.321	35	43	.814	25	41	66	5.5	29	14	21	4	19		144	12.0
2020-21	13	0	109	8.4	20	31	.645	0	2	.000	2	5	.400	6	15	21	1.6	10	3	7	2	3		42	3.2
TOTAL	**57**	**22**	**971**	**17.0**	**172**	**372**	**.462**	**18**	**63**	**.286**	**84**	**111**	**.757**	**76**	**124**	**200**	**3.5**	**109**	**36**	**66**	**17**	**60**		**446**	**7.8**

23 HAYLEY HARRISON

R-Fr. | G | 5-10 | Winchester, Ky. | George Rogers Clark HS

SEASON HIGHS

Points	14 vs. SIUE (1/30/21)
FG Made	4 vs. SIUE (1/30/21)
FG Att.	5 vs. SIUE (1/30/21)
3PG Made	4 vs. SIUE (1/30/21)
3FG Att.	5 vs. SIUE (1/30/21)
FT Made	4 at #5 Louisville (12/6/20)
FT Att.	6 at #5 Louisville (12/6/20)
Rebounds	4 vs. SIUE (1/30/21)
Assists	1, 5x, vs. SIUE (1/30/21)
Steals	1, 4x, at #2 Louisville (1/5/21)
Blocks	2 at Tennessee State (1/7/21)
Minutes	26 at Samford (12/6/20)

CAREER HIGHS

Points	14 vs. SIUE (1/30/21)
FG Made	4 vs. SIUE (1/30/21)
FG Att.	5 vs. SIUE (1/30/21)
3PG Made	4 vs. SIUE (1/30/21)
3FG Att.	5 vs. SIUE (1/30/21)
FT Made	4 at #5 Louisville (12/6/20)
FT Att.	6 at #5 Louisville (12/6/20)
Rebounds	4 vs. SIUE (1/30/21)
Assists	1, 5x, vs. SIUE (1/30/21)
Steals	1, 4x, at #2 Louisville (1/5/21)
Blocks	2 at Tennessee State (1/7/21)
Minutes	26 at Samford (12/6/20)

MISCELLANEOUS CAREER STATISTICS

Games Played	9	**Double-Doubles**	0
Games Started	3	**10+ Points**	2
Led Team In Scoring	1	**20+ Points**	0
Led Team In Rebounding	0	**5+ Rebounds**	0
Led Team In Assists	0	**10+ Rebounds**	0
Led Team In Steals	2	**5+ Assists**	0
Led Team In Blocks	2	**3+ Steals**	0

HARRISON GAME-BY-GAME STATISTICS

Date	Opp	GS	Min	FG	3FG	FT	O-D-R	PF	A	TO	S	B	PTS
D6	at #5LOU	*	18	2-4	2-2	4-6	1-1-2	2	0	2	1	0	10
D8	at SAM	*	26	1-4	0-1	2-2	0-1-1	3	1	3	0	0	4
D18	at SEMO*	*	19	2-2	1-1	0-0	0-3-3	1	1	4	1	0	5
D30	at JSU*		11	0-1	0-1	0-0	0-1-1	2	1	0	1	0	0
J5	at #2LOU*		16	0-3	0-1	0-0	0-1-1	1	1	1	1	1	0
J7	at TSU*		20	0-4	0-2	0-0	1-1-2	4	1	0	0	2	0
J14	AP*		4	0-0	0-0	0-0	0-0-0	0	0	0	0	0	0
J16	MUR*	-	-	-	-	DNP	-	-	-	-	-	-	-
J21	at EKU*	-	-	-	-	DNP	-	-	-	-	-	-	-
J23	at MOR*	-	-	-	-	DNP	-	-	-	-	-	-	-
J26	BEL*	-	-	-	-	DNP	-	-	-	-	-	-	-
J28	EIU*		2	0-0	0-0	0-0	0-0-0	0	0	0	0	0	0
J30	SIUE*		17	4-5	4-5	2-2	1-3-4	1	1	1	0	0	14
F1	SEMO*	-	-	-	-	-	-	-	-	-	-	-	-
F4	JSU*	-	-	-	-	-	-	-	-	-	-	-	-
F6	TTU*	-	-	-	-	-	-	-	-	-	-	-	-
F11	at AP*	-	-	-	-	-	-	-	-	-	-	-	-
F13	at MUR*	-	-	-	-	-	-	-	-	-	-	-	-
F16	at BEL*	-	-	-	-	-	-	-	-	-	-	-	-
F18	MOR*	-	-	-	-	-	-	-	-	-	-	-	-
F20	EKU*	-	-	-	-	-	-	-	-	-	-	-	-
F25	at SIUE*	-	-	-	-	-	-	-	-	-	-	-	-
F27	at EIU*	-	-	-	-	-	-	-	-	-	-	-	-
M3	OVC	-	-	-	-	-	-	-	-	-	-	-	-
M4	OVC	-	-	-	-	-	-	-	-	-	-	-	-
M5	OVC	-	-	-	-	-	-	-	-	-	-	-	-
M6	OVC	-	-	-	-	-	-	-	-	-	-	-	-
		-	-	-	-	-	-	-	-	-	-	-	-

HARRISON CAREER STATISTICS

					Total			3-Point			F-Throw			Rebounds										Scoring	
Year	GP	GS	Min	Avg	FG	FGA	Pct	FG	FGA	Pct	FT	FTA	Pct	Off	Def	Tot	Avg	PF	Ast	TO	Blk	Stl		Pts	Avg
2019-20	-	-	-	-	-	-	-	-	-	-	Redshirted			-	-	-	-	-	-	-	-	-		-	-
2020-21	9	3	134	14.9	9	23	.391	7	13	.538	8	10	.800	3	11	14	1.6	14	6	11	3	4		33	3.7
TOTAL	**9**	**3**	**134**	**14.9**	**9**	**23**	**.391**	**7**	**13**	**.538**	**8**	**10**	**.800**	**3**	**11**	**14**	**1.6**	**14**	**6**	**11**	**3**	**4**		**33**	**3.7**

PLAYER **SUMMARIES**

31 KYANNAH GRANT

Jr. | G | 5-7 | Choctaw, Miss. | Choctaw Central HS

SEASON HIGHS

Points	9 at Eastern Kentucky (1/21/21)
FG Made	3, 2x, vs. Belmont (1/26/21)
FG Att.	6 at Eastern Kentucky (1/21/21)
3PG Made	3 at Eastern Kentucky (1/21/21)
3FG Att.	5 at Eastern Kentucky (1/21/21)
FT Made	2, 2x, vs. Murray State (1/16/21)
FT Att.	2, 2x, vs. Murray State (1/16/21)
Rebounds	4 at Eastern Kentucky (1/21/21)
Assists	4 vs. Belmont (1/26/21)
Steals	1, 3x, vs. SIUE (1/30/21)
Blocks	2 vs. SIUE (1/30/21)
Minutes	23 vs. SIUE (1/30/21)

CAREER HIGHS

Points	18 vs. Eastern Illinois (2/15/20)
FG Made	6, 3x, last vs. Eastern Illinois (2/15/20)
FG Att.	12 vs. #6 Louisville (12/19/19)
3PG Made	5 at Tennessee Tech (2/20/20)
3FG Att.	7 at Murray State (1/16/20)
FT Made	5 at Austin Peay (1/4/20)
FT Att.	6 at Austin Peay (1/4/20)
Rebounds	8 at Eastern Kentucky (1/30/20)
Assists	9 vs. Southeast Missouri (2/29/20)
Steals	5, 2x, last vs. Belmont (1/11/20)
Blocks	2, 3x, vs. SIUE (1/30/21))
Minutes	46 vs. #6 Louisville (12/19/19)

MISCELLANEOUS CAREER STATISTICS

Games Played	66	**Double-Doubles**	0
Games Started	25	**10+ Points**	7
Led Team In Scoring	0	**20+ Points**	0
Led Team In Rebounding	0	**5+ Rebounds**	4
Led Team In Assists	17	**10+ Rebounds**	0
Led Team In Steals	11	**5+ Assists**	8
Led Team In Blocks	3	**3+ Steals**	6

GRANT GAME-BY-GAME STATISTICS

Date	Opp	GS	Min	FG	3FG	FT	O-D-R	PF	A	TO	S	B	PTS
D6	at #5LOU	-	-	-	-	DNP	-	-	-	-	-	-	-
D8	at SAM	-	-	-	-	DNP	-	-	-	-	-	-	-
D18	at SEMO*		3	0-1	0-1	2-2	0-0-0	0	1	1	0	0	2
D30	at JSU*		8	0-1	0-0	0-0	1-1-2	0	2	0	0	0	0
J5	at #2LOU*		3	0-1	0-0	0-0	0-0-0	0	0	1	0	0	0
J7	at TSU*		10	0-1	0-1	0-0	0-1-1	0	0	0	1	0	0
J14	AP*		2	0-0	0-0	0-0	0-0-0	0	0	0	0	0	0
J16	MUR*		6	0-0	0-0	2-2	0-0-0	0	1	0	0	0	2
J21	at EKU*		22	3-6	3-5	0-0	0-4-4	0	2	2	0	0	9
J23	at MOR*		19	0-1	0-1	0-0	0-1-1	1	1	3	0	0	0
J26	BEL*		19	3-4	2-3	0-0	0-2-2	1	4	0	1	0	8
J28	EIU*		14	0-0	0-0	0-0	0-1-1	0	3	2	0	0	0
J30	SIUE*		23	2-3	2-3	0-0	0-1-1	0	3	0	1	2	6
F1	SEMO*	-	-	-	-	-	-	-	-	-	-	-	-
F4	JSU*	-	-	-	-	-	-	-	-	-	-	-	-
F6	TTU*	-	-	-	-	-	-	-	-	-	-	-	-
F11	at AP*	-	-	-	-	-	-	-	-	-	-	-	-
F13	at MUR*	-	-	-	-	-	-	-	-	-	-	-	-
F16	at BEL*	-	-	-	-	-	-	-	-	-	-	-	-
F18	MOR*	-	-	-	-	-	-	-	-	-	-	-	-
F20	EKU*	-	-	-	-	-	-	-	-	-	-	-	-
F25	at SIUE*	-	-	-	-	-	-	-	-	-	-	-	-
F27	at EIU*	-	-	-	-	-	-	-	-	-	-	-	-
M3	OVC	-	-	-	-	-	-	-	-	-	-	-	-
M4	OVC	-	-	-	-	-	-	-	-	-	-	-	-
M5	OVC	-	-	-	-	-	-	-	-	-	-	-	-
M6	OVC	-	-	-	-	-	-	-	-	-	-	-	-
		-	-	-	-	-	-	-	-	-	-	-	-

GRANT CAREER STATISTICS

					Total			3-Point			F-Throw			Rebounds										Scoring	
Year	GP	GS	Min	Avg	FG	FGA	Pct	FG	FGA	Pct	FT	FTA	Pct	Off	Def	Tot	Avg	PF	Ast	TO	Blk	Stl		Pts	Avg
2018-19	26	0	222	8.5	27	50	.540	10	22	.455	11	14	.786	8	8	16	0.6	34	32	24	0	17		75	2.9
2019-20	29	24	844	29.1	57	152	.375	24	80	.300	36	46	.783	16	47	63	2.2	45	99	82	8	41		174	6.0
2020-21	11	0	130	11.8	8	18	.444	7	14	.500	4	4	1.000	1	11	12	1.1	2	17	9	2	3		27	2.5
TOTAL	**66**	**24**	**1196**	**18.1**	**92**	**220**	**.418**	**41**	**116**	**.353**	**51**	**64**	**.797**	**25**	**66**	**91**	**1.4**	**81**	**148**	**115**	**10**	**61**		**276**	**4.2**

35 PAIGE PIPKIN

R-Jr. | G | 5-10 | Henderson, Tenn. | Chester County HS

SEASON HIGHS

Points	14 at Morehead State (1/23/21)
FG Made	6 at Morehead State (1/23/21)
FG Att.	13 at Jacksonville State (12/30/20)
3PG Made	3 vs. Eastern Illinois (1/28/21)
3FG Att.	5 vs. Eastern Illinois (1/28/21)
FT Made	4 at #2 Louisville (1/5/21)
FT Att.	6 at #2 Louisville (1/5/21)
Rebounds	6 vs. Eastern Illinois (1/28/21)
Assists	5 at Tennessee State (1/7/21)
Steals	4 at Jacksonville State (12/30/20)
Blocks	2 at Morehead State (1/23/21)
Minutes	35 at Morehead State (1/23/21)

CAREER HIGHS

Points	14 at Morehead State (1/23/21)
FG Made	6 at Morehead State (1/23/21)
FG Att.	13 at Jacksonville State (12/30/20)
3PG Made	3 vs. Eastern Illinois (1/28/21)
3FG Att.	5 vs. Eastern Illinois (1/28/21)
FT Made	4 at #2 Louisville (1/5/21)
FT Att.	6 at #2 Louisville (1/5/21)
Rebounds	6 vs. Eastern Illinois (1/28/21)
Assists	4 at IUPUI (11/13/18)
Steals	4 at Jacksonville State (12/30/20)
Blocks	2 at Morehead State (1/23/21)
Minutes	35 at Morehead State (1/23/21)

MISCELLANEOUS CAREER STATISTICS

Games Played	14	**Double-Doubles**	0
Games Started	13	**10+ Points**	3
Led Team In Scoring	0	**20+ Points**	0
Led Team In Rebounding	1	**5+ Rebounds**	1
Led Team In Assists	5	**10+ Rebounds**	0
Led Team In Steals	6	**5+ Assists**	1
Led Team In Blocks	0	**3+ Steals**	1

PIPKIN GAME-BY-GAME STATISTICS

Date	Opp	GS	Min	FG	3FG	FT	O-D-R	PF	A	TO	S	B	PTS
D6	at #5LOU	-	-	-	-	DNP	-	-	-	-	-	-	-
D8	at SAM	-	-	-	-	DNP	-	-	-	-	-	-	-
D18	at SEMO*		18	1-4	0-1	0-0	1-0-1	1	2	0	1	0	2
D30	at JSU*	*	25	4-13	0-3	1-2	1-1-2	2	3	0	4	0	9
J5	at #2LOU*	*	28	2-6	1-3	4-6	0-2-2	2	2	5	1	0	9
J7	at TSU*	*	21	1-6	0-3	0-0	0-3-3	0	5	2	1	1	2
J14	AP*	*	22	1-4	1-4	0-0	0-2-2	4	3	2	0	0	3
J16	MUR*	*	20	1-2	0-0	0-0	0-3-3	1	3	1	2	0	2
J21	at EKU*	*	20	1-7	1-4	0-0	1-4-5	0	1	3	2	0	3
J23	at MOR*	*	35	6-10	1-3	1-2	2-2-4	1	2	0	0	2	14
J26	BEL*	*	24	0-3	0-3	0-0	0-2-2	1	4	2	1	0	0
J28	EIU*	*	29	4-6	3-5	0-0	0-6-6	2	3	3	2	0	11
J30	SIUE*	*	19	4-7	2-4	1-1	0-1-1	1	2	1	1	1	11
F1	SEMO*	-	-	-	-	-	-	-	-	-	-	-	-
F4	JSU*	-	-	-	-	-	-	-	-	-	-	-	-
F6	TTU*	-	-	-	-	-	-	-	-	-	-	-	-
F11	at AP*	-	-	-	-	-	-	-	-	-	-	-	-
F13	at MUR*	-	-	-	-	-	-	-	-	-	-	-	-
F16	at BEL*	-	-	-	-	-	-	-	-	-	-	-	-
F18	MOR*	-	-	-	-	-	-	-	-	-	-	-	-
F20	EKU*	-	-	-	-	-	-	-	-	-	-	-	-
F25	at SIUE*	-	-	-	-	-	-	-	-	-	-	-	-
F27	at EIU*	-	-	-	-	-	-	-	-	-	-	-	-
M3	OVC	-	-	-	-	-	-	-	-	-	-	-	-
M4	OVC	-	-	-	-	-	-	-	-	-	-	-	-
M5	OVC	-	-	-	-	-	-	-	-	-	-	-	-
M6	OVC	-	-	-	-	-	-	-	-	-	-	-	-
		-	-	-	-	-	-	-	-	-	-	-	-

PIPKIN CAREER STATISTICS

					Total			3-Point			F-Throw			Rebounds										Scoring	
Year	GP	GS	Min	Avg	FG	FGA	Pct	FG	FGA	Pct	FT	FTA	Pct	Off	Def	Tot	Avg	PF	Ast	TO	Blk	Stl		Pts	Avg
2017-18	-	-	-	-	-	-	-	-	-	-	Redshirted			-	-	-	-	-	-	-	-	-		-	-
2018-19	3	3	55	18.3	4	16	.250	0	7	.000	0	0	.000	1	2	3	1.0	4	8	8	0	1		8	2.7
2019-20	-	-	-	-	-	-	-	-	-	-	Injured			-	-	-	-	-	-	-	-	-		-	-
2020-21	11	10	260	23.6	25	68	.368	9	33	.273	7	11	.636	5	26	31	2.8	15	30	19	4	15		66	6.0
TOTAL	**14**	**13**	**315**	**22.5**	**29**	**84**	**.345**	**9**	**40**	**.225**	**7**	**11**	**.636**	**6**	**28**	**34**	**2.4**	**19**	**38**	**27**	**4**	**16**		**74**	**5.3**

PLAYER **SUMMARIES**

44 HALEY NICHOLS

Fr. | F | 6-0 | Avon, Ind. | Avon HS

SEASON **HIGHS**

Points	N/A
FG Made	N/A
FG Att.	1 at Eastern Kentucky (1/21/21)
3PG Made	N/A
3FG Att.	N/A
FT Made	N/A
FT Att.	N/A
Rebounds	N/A
Assists	N/A
Steals	N/A
Blocks	N/A
Minutes	2 vs. SIUE (1/30/21)

CAREER **HIGHS**

Points	N/A
FG Made	N/A
FG Att.	1 at Eastern Kentucky (1/21/21)
3PG Made	N/A
3FG Att.	N/A
FT Made	N/A
FT Att.	N/A
Rebounds	N/A
Assists	N/A
Steals	N/A
Blocks	N/A
Minutes	2 vs. SIUE (1/30/21)

MISCELLANEOUS **CAREER STATISTICS**

Games Played	3	**Double-Doubles**	0
Games Started	0	**10+ Points**	0
Led Team In Scoring	0	**20+ Points**	0
Led Team In Rebounding	0	**5+ Rebounds**	0
Led Team In Assists	0	**10+ Rebounds**	0
Led Team In Steals	0	**5+ Assists**	0
Led Team In Blocks	0	**3+ Steals**	0

NICHOLS GAME-BY-GAME **STATISTICS**

Date	Opp	GS	Min	FG	3FG	FT	O-D-R	PF	A	TO	S	B	PTS
D6	at #5LOU	-	-	-	-	DNP	-	-	-	-	-	-	-
D8	at SAM	-	-	-	-	DNP	-	-	-	-	-	-	-
D18	at SEMO*	-	-	-	-	DNP	-	-	-	-	-	-	-
D30	at JSU*	-	-	-	-	DNP	-	-	-	-	-	-	-
J5	at #2LOU*	-	-	-	-	DNP	-	-	-	-	-	-	-
J7	at TSU*	-	-	-	-	DNP	-	-	-	-	-	-	-
J14	AP*		0+	0-0	0-0	0-0	0-0-0	0	0	0	0	0	0
J16	MUR*	-	-	-	-	DNP	-	-	-	-	-	-	-
J21	at EKU*		1	0-1	0-0	0-0	0-0-0	1	0	0	0	0	0
J23	at MOR*	-	-	-	-	DNP	-	-	-	-	-	-	-
J26	BEL*	-	-	-	-	DNP	-	-	-	-	-	-	-
J28	EIU*	-	-	-	-	DNP	-	-	-	-	-	-	-
J30	SIUE*	2	0-0	0-0	0-0	0-0-0	0	0	0	0	0	0	0
F1	SEMO*	-	-	-	-	-	-	-	-	-	-	-	-
F4	JSU*	-	-	-	-	-	-	-	-	-	-	-	-
F6	TTU*	-	-	-	-	-	-	-	-	-	-	-	-
F11	at AP*	-	-	-	-	-	-	-	-	-	-	-	-
F13	at MUR*	-	-	-	-	-	-	-	-	-	-	-	-
F16	at BEL*	-	-	-	-	-	-	-	-	-	-	-	-
F18	MOR*	-	-	-	-	-	-	-	-	-	-	-	-
F20	EKU*	-	-	-	-	-	-	-	-	-	-	-	-
F25	at SIUE*	-	-	-	-	-	-	-	-	-	-	-	-
F27	at EIU*	-	-	-	-	-	-	-	-	-	-	-	-
M3	OVC	-	-	-	-	-	-	-	-	-	-	-	-
M4	OVC	-	-	-	-	-	-	-	-	-	-	-	-
M5	OVC	-	-	-	-	-	-	-	-	-	-	-	-
M6	OVC	-	-	-	-	-	-	-	-	-	-	-	-
		-	-	-	-	-	-	-	-	-	-	-	-

NICHOLS CAREER **STATISTICS**

					Total			3-Point			F-Throw			Rebounds									Scoring	
Year	GP	GS	Min	Avg	FG	FGA	Pct	FG	FGA	Pct	FT	FTA	Pct	Off	Def	Tot	Avg	PF	Ast	TO	Blk	Stl	Pts	Avg
2020-21	3	0	3	1.0	0	1	.000	0	0	.000	0	0	.000	0	0	0	0.0	1	0	0	0	0	0	0.0
TOTAL	**3**	**0**	**3**	**1.0**	**0**	**1**	**.000**	**0**	**0**	**.000**	**0**	**0**	**.000**	**0**	**0**	**0**	**0.0**	**1**	**0**	**0**	**0**	**0**	**0**	**0.0**

CATEGORY **LEADERS**

POINTS	G	Pts	Pts/G
Chelsey Perry	13	334	25.7
Dasia Young	13	114	8.8
Seygan Robins	13	101	7.8
Maddie Waldrop	13	97	7.5
Paige Pipkin	11	66	6.0

FG PERCENTAGE	FG	ATT	Pct
Damiah Griffin	20	31	.645
Chelsey Perry	117	225	.520
Maddie Waldrop	39	81	.481
Zaire Hicks	10	22	.455
Dasia Young	45	99	.455

FIELD GOAL ATT	G	Att	Att/G
Chelsey Perry	13	225	17.3
Dasia Young	13	99	7.6
Maddie Waldrop	13	81	6.2
Seygan Robins	13	79	6.1
Paige Pipkin	11	68	6.2

FIELD GOALS	G	Made	M/G
Chelsey Perry	13	117	9.0
Dasia Young	13	45	3.5
Maddie Waldrop	13	39	3.0
Seygan Robins	13	35	2.7
Paige Pipkin	11	25	2.3

3-POINT %	3FG	ATT	Pct
Hayley Harrison	7	13	.538
Kyannah Grant	7	14	.500
Seygan Robins	21	49	.429
Chelsey Perry	23	54	.426
Dasia Young	8	25	.320

3-POINT FG ATT	G	Att	Att/G
Chelsey Perry	13	54	4.2
Seygan Robins	13	49	3.8
Paige Pipkin	11	33	3.0
Dasia Young	13	25	1.9
Maddie Waldrop	13	25	1.9

3-POINT FGS	G	Made	M/G
Chelsey Perry	13	23	1.8
Seygan Robins	13	21	1.6
Paige Pipkin	11	9	0.8
Dasia Young	13	8	0.6
Kyannah Grant	11	7	0.6

FT %	FT	ATT	Pct
Kyannah Grant	4	4	1.000
Sade' Hudson	10	12	.833
Chelsey Perry	77	94	.819
Hayley Harrison	8	10	.800
Seygan Robins	10	13	.769

FREE THROW ATT	G	Att	Att/G
Chelsey Perry	13	94	7.2
Dasia Young	13	26	2.0
Maddie Waldrop	13	21	1.6
Seygan Robins	13	13	1.0
Sade' Hudson	13	12	0.9

FREE THROWS	G	Made	M/G
Chelsey Perry	13	77	5.9
Dasia Young	13	16	1.2
Maddie Waldrop	13	12	0.9
Seygan Robins	13	10	0.8
Sade' Hudson	13	10	0.8

REBOUNDS	G	Reb	Reb/G
Chelsey Perry	13	104	8.0
Maddie Waldrop	13	78	6.0
Dasia Young	13	67	5.2
Paige Pipkin	11	31	2.8
Demi Burdick	11	30	2.7

ASSISTS	G	No.	A/G
Seygan Robins	13	51	3.9
Maddie Waldrop	13	32	2.5
Dasia Young	13	32	2.5
Paige Pipkin	11	30	2.7
Chelsey Perry	13	26	2.

STEALS	G	No.	S/G
Chelsey Perry	13	17	1.3
Paige Pipkin	11	15	1.4
Dasia Young	13	14	1.1
Seygan Robins	13	13	1.0
Maddie Waldrop	13	6	0.5

OFFENSIVE REB	G	No.	Avg/G
Chelsey Perry	13	21	1.6
Dasia Young	13	21	1.6
Maddie Waldrop	13	11	0.8
Damiah Griffin	13	6	0.5
Seygan Robins	13	5	0.4

DEFENSIVE REB	G	No.	Avg/G
Chelsey Perry	13	83	6.4
Maddie Waldrop	13	67	5.2
Dasia Young	13	46	3.5
Paige Pipkin	11	26	2.4
Demi Burdick	11	25	2.3

BLOCKED SHOTS	G	No.	Blk/G
Chelsey Perry	13	25	1.9
Maddie Waldrop	13	5	0.4
Dasia Young	13	5	0.4
Paige Pipkin	11	4	0.4
Hayley Harrison	9	3	0.3

MINUTES	G	No.	Min/G
Chelsey Perry	13	439	33.8
Seygan Robins	13	408	31.4
Dasia Young	13	385	29.6
Maddie Waldrop	13	342	26.3
Paige Pipkin	11	260	23.6

TRACKING **CAREER MILESTONES**

POINTS

Rk.	Pts	Name	Year
1.	2865	Heather Butler	2010-14
2.	2566	Jasmine Newsome	2010-14
3.	**1839**	**Chelsey Perry**	**2017-P**
4.	1754	Mary Kate Long	1985-89
5.	1723	Zabrina Harris	1996-00
6.	1702	Tara Tansil-Gentry	1991-95
7.	1405	Pat Head Summitt	1970-74
8.	1377	Andreika Jackson	2003-07
9.	1345	Gwen Long	1985-88, 89-90
10.	1253	Emanye Robertson	2015-19

REBOUNDS

Rk.	Rbs	Name	Year
1.	1318	Mary Kate Long	1985-89
2.	973	Phyllisha Mitchell	2005-08
3.	734	Angela Reaves	1981-85
4.	**729**	**Chelsey Perry**	**2017-P**
	720	Andreika Jackson	2003-07
6.	**713**	**Maddie Waldrop**	**2017-P**
7.	696	Zabrina Harris	1996-00
8.	666	Tracy Webb	1998-02
9.	657	Tara Tansil-Gentry	1991-95
10.	604	Jasmine Newsome	2010-14

FIELD GOALS MADE

Rk.	FG	Name	Year
1.	958	Heather Butler	2010-14
2.	857	Jasmine Newsome	2010-14
3.	747	Mary Kate Long	1985-89
4.	699	Zabrina Harris	1996-00
5.	**686**	**Chelsey Perry**	**2017-P**
6.	522	Pat Head Summitt	1970-74
7.	505	Gwen Long	1985-88, 89-90
8.	497	Angela Reaves	1981-85
9.	493	Tara Tansil-Gentry	1991-95
10.	454	Emanye Robertson	2015-19

BLOCKS

Rk.	Blks	Name	Year
1.	**220**	**Chelsey Perry**	**2017-P**
2.	203	Mary Kate Long	1985-89
3.	155	Rickiesha Bryant	2010-13
4.	93	Chastity Bohannan	1997-00
5.	90	Zabrina Harris	1996-00
6.	**68**	**Maddie Waldrop**	**2017-P**
7.	67	Melissa Dawson	1987-91
8.	52	Katie Schubert	2012-16
9.	49	Jasmine Newsome	2010-14
10.	48	Tracy Webb	1998-02

3-POINTERS MADE

Rk.	3Pt.	Name	Year
1.	392	Heather Butler	2010-14
2.	232	Jasmine Newsome	2010-14
3.	225	Katie Schubert	2012-16
4.	210	Kendall Spray	2016-18
5.	209	Jessy Ward	2014-17
6.	156	Kelly Pendleton	1998-02
7.	152	Tara Tansil-Gentry	1991-95
8.	128	Jaclissa Haislip	2010-12
9.	**117**	**Chelsey Perry**	**2017-P**
10.	115	Taylor Hall	2010-12

ASSISTS

Rk.	Ast.	Name	Year
1.	691	Jasmine Newsome	2010-14
2.	514	Emanye Robertson	2015-19
3.	467	Heather Butler	2010-14
4.	458	Gwen Long	1985-88, 89-90
5.	394	Janice Epperson	1987-91
6.	380	Katie Schubert	2012-16
7.	315	Tessa Fields	1997-99
8.	313	Deenie Ware	1981-85
9.	304	Tara Tansil-Gentry	1991-95
10.	278	Danielle Page	2001-05

FREE THROWS MADE

Rk.	FT	Name	Year
1.	620	Jasmine Newsome	2010-14
2.	564	Tara Tansil-Gentry	1991-95
3.	557	Heather Butler	2010-14
4.	417	Andreika Jackson	2003-07
5.	368	Pat Head Summitt	1970-74
6.	**350**	**Chelsey Perry**	**2017-P**
7.	325	Gwen Long	1985-88, 89-90
8.	316	Phyllisha Mitchell	2005-08
9.	311	Zabrina Harris	1996-00
10.	310	Emanye Robertson	2015-19

STEALS

Rk.	St.	Name	Year
1.	411	Gwen Long	1985-88, 89-90
2.	325	Jasmine Newsome	2010-14
3.	256	Tara Tansil-Gentry	1991-95
4.	250	Emanye Robertson	2015-19
5.	221	Deenie Ware	1981-85
6.	184	Janice Epperson	1987-91
7.	182	Katie Schubert	2012-16
8.	178	Tracy Webb	1998-02
9.	173	Gina Warren	1990-94
10.	171	Tessa Fields	1997-99

VS. RANKED OPPONENTS

Date	Opponent	Results
1/22/76	at #19 Kentucky	L, 63-56
2/12/79	at #6 Tennessee	L, 124-60
3/2/79	at #8 Tennessee	L, 96-51
2/16/80	#4 Tennessee	L, 69-55
2/28/80	vs. #4 Tennessee	L, 81-35
2/26/81	vs. #4Tennessee	L, 71-41
11/23/97	#1 Tennessee	L, 73-32
11/19/99	#5 Tennessee	L, 133-60
1/7/02	at #9 North Carolina	L, 90-67
12/22/02	#4 Vanderbilt	L, 101-77
12/3/03	at #2 North Carolina	L, 101-63
12/2/04	at #4 North Carolina	L, 96-36
1/2/05	at #15 Georgia	L, 68-52
12/30/05	#17 Georgia	L, 81-47
12/5/06	at #6 Tennessee	L, 85-29
11/28/08	at #25 Xavier	L, 73-41
12/30/10	at #11 Kentucky	L, 68-47
3/19/11	at #6 Duke	L, 90-45
11/20/11	at #16 Purdue	L, 65-39
12/7/11	#23 Vanderbilt	L, 99-84
12/28/11	at #14 Louisville	L, 70-57
3/17/12	#9 Tennessee	L, 72-49
11/17/12	vs. #1 Baylor	L, 82-67
11/18/12	vs. #4 Stanford	L, 92-68
11/26/12	#4 Louisville	L, 79-61
12/9/12	#14 Purdue	L, 68-60
3/24/13	vs. #2 Notre Dame	L, 97-64
11/10/13	at #25 Gonzaga	L, 91-54
12/28/13	at #20 Florida State	L, 76-53
3/23/14	vs. #12 North Carolina	L, 60-58
11/15/15	at #23 Iowa	L, 62-56
11/11/16	#5 Louisville	L, 100-57
12/20/16	at #22 DePaul	L, 100-68
12/5/17	at #4 Louisville	L, 91-56
3/3/18	vs. #22 Belmont	L, 63-56 [OT]
12/4/18	at #4 Louisville	L, 102-62
11/11/19	at #10 Mississippi State	L, 82-46
11/14/19	at #23 Gonzaga	L, 78-55
12/19/19	vs. #6 Louisville	L, 71-63 [2OT]
12/29/19	at #20 Arkansas	L, 96-46
12/6/20	at #5 Louisville	L, 85-67
1/5/21	at #2 Louisville	L, 96-61

TOTAL vs. TOP 25 0-42

vs. No. 1..... 0-2
vs. No. 2..... 0-3
vs. No. 4..... 0-9
vs. No. 5..... 0-3
vs. No. 6..... 0-4
vs. No. 8..... 0-1
vs. No. 9..... 0-2
vs. No. 10..... 0-1
vs. No. 11..... 0-1
vs. No. 12..... 0-1
vs. No. 14..... 0-2
vs. No. 15..... 0-1
vs. No. 16..... 0-1
vs. No. 17..... 0-1
vs. No. 19..... 0-1
vs. No. 20..... 0-2
vs. No. 22..... 0-2
vs. No. 23..... 0-3
vs. No. 25..... 0-2

TEAM **GAME-BY-GAME**

				Total			3-Pointers			Free Throws			Rebounds										
Opponent	**Date**	**Score**	**W/L**	**FG**	**FGA**	**Pct**	**3FG**	**FGA**	**Pct**	**FT**	**FTA**	**Pct**	**Off**	**Def**	**Tot**	**Avg**	**PF**	**A**	**TO**	**Blk**	**Stl**	**Pts**	**Avg**
at #5 Louisville	12/06/20	67-85	L	21	51	.412	7	20	.350	18	25	.720	3	32	35	35.0	22	11	19	2	3	67	67.0
at Samford	12/08/20	75-67	W	31	55	.564	7	16	.438	6	11	.545	10	23	33	34.0	14	21	19	4	8	75	71.0
at Southeast Missouri	12/18/20	61-58	W	22	54	.407	3	10	.300	14	18	.778	12	25	37	35.0	15	15	14	1	6	61	67.7
at Jacksonville St.	12/30/20	67-72	L	27	69	.391	4	16	.250	9	15	.600	13	24	37	35.5	16	12	13	2	10	67	67.5
at #2 Louisville	01/05/21	61-96	L	20	50	.400	4	14	.286	17	24	.708	5	23	28	34.0	15	9	18	3	3	61	66.2
at Tennessee St.	01/07/21	80-39	W	30	63	.476	10	26	.385	10	12	.833	16	25	41	35.2	12	20	12	5	9	80	68.5
AUSTIN PEAY	01/14/21	69-53	W	20	44	.455	8	17	.471	21	27	.778	6	31	37	35.4	18	15	18	2	5	69	68.6
MURRAY ST.	01/16/21	78-71	W	30	62	.484	4	15	.267	14	17	.824	8	30	38	35.8	15	18	13	5	5	78	69.8
at Eastern Kentucky	01/21/21	65-39	W	24	61	.393	10	26	.385	7	10	.700	7	32	39	36.1	13	22	15	3	9	65	69.2
at Morehead State	01/23/21	80-63	W	30	58	.517	4	17	.235	16	19	.842	7	24	31	35.6	18	17	8	11	6	80	70.3
BELMONT	01/26/21	66-63	W	24	52	.462	7	19	.368	11	16	.688	6	30	36	35.6	9	20	10	4	6	66	69.9
EASTERN ILL.	01/28/21	70-50	W	27	54	.500	9	24	.375	7	8	.875	4	21	25	34.8	11	21	11	1	10	70	69.9
SIUE	01/30/21	79-45	W	32	58	.552	10	17	.588	5	8	.625	6	34	40	35.2	21	21	13	6	8	79	70.6
UT Martin		**918**		**338**	**731**	**.462**	**87**	**237**	**.367**	**155**	**210**	**.738**	**103**	**354**	**457**	**35.2**	**199**	**222**	**183**	**49**	**88**	**918**	**70.6**
Opponents		**801**		**280**	**752**	**.372**	**90**	**279**	**.323**	**151**	**212**	**.712**	**144**	**313**	**457**	**35.2**	**215**	**151**	**202**	**25**	**87**	**801**	**61.6**

SPECIALTY **TEAM STATS**

			POINTS IN THE PAINT			POINTS OFF TURNOVERS			2ND CHANCE POINTS			FAST BREAK POINTS			BENCH POINTS		
Date	**Opponent**	**Result**	**UTM**	**OPP.**	**DIFF.**	**UTM**	**OPP.**	**DIFF.**	**UTM**	**OPP.**	**DIFF.**	**UTM**	**OPP.**	**DIFF.**	**UTM**	**OPP.**	**DIFF.**
Dec. 6	at #5 Louisville	L, 85-67	24	40	-16	8	13	-5	2	12	-10	0	13	-13	5	36	-31
Dec. 8	at Samford	W, 75-67	38	24	+14	19	19	0	8	8	0	11	4	+7	15	30	-15
Dec. 18	at Southeast Missouri*	W, 61-58	26	28	-2	6	13	-7	8	15	-7	2	2	0	12	11	+1
Dec. 30	at Jacksonville State*	L, 72-67	36	34	+2	16	9	+7	9	4	+5	9	13	-4	18	25	-7
Jan. 5	at #2 Louisville	L, 96-61	24	30	-6	7	26	-19	4	7	-3	4	9	-5	16	28	-12
Jan. 7	at Tennessee State*	W, 80-39	36	14	+22	24	4	+20	21	8	+13	9	0	+9	21	13	+8
Jan. 14	AUSTIN PEAY*	W, 69-53	18	16	+2	16	12	+4	4	6	-2	1	5	-4	5	33	-28
Jan. 16	MURRAY STATE*	W, 78-71	48	16	+32	9	24	-15	8	2	+6	5	12	-7	4	11	-7
Jan. 21	at Eastern Kentucky*	W, 65-39	24	20	+4	17	13	+4	2	11	-9	3	2	+1	17	9	+8
Jan. 23	at Morehead State*	W, 80-63	40	22	+18	17	6	+11	5	5	0	9	4	+5	7	12	-5
Jan. 26	BELMONT*	W, 66-63	30	14	+16	8	7	+1	9	16	-7	3	3	0	16	7	+9
Jan. 28	EASTERN ILLINOIS*	W, 70-50	30	26	+4	23	5	+18	4	7	-3	2	2	0	11	11	0
Jan. 30	SIUE*	W, 79-45	36	24	+12	23	6	+17	7	10	-3	10	3	+7	42	15	+27
Feb. 1	SOUTHEAST MISSOURI*	-	-	-	-	-	-	-	-	-	-	-	-	-	-	-	-
Feb. 4	JACKSONVILLE STATE*	-	-	-	-	-	-	-	-	-	-	-	-	-	-	-	-
Feb. 6	TENNESSEE TECH*	-	-	-	-	-	-	-	-	-	-	-	-	-	-	-	-
Feb. 11	at Austin Peay*	-	-	-	-	-	-	-	-	-	-	-	-	-	-	-	-
Feb. 13	at Murray State*	-	-	-	-	-	-	-	-	-	-	-	-	-	-	-	-
Feb. 16	at Belmont*	-	-	-	-	-	-	-	-	-	-	-	-	-	-	-	-
Feb. 18	MOREHEAD STATE*	-	-	-	-	-	-	-	-	-	-	-	-	-	-	-	-
Feb. 20	EASTERN KENTUCKY*	-	-	-	-	-	-	-	-	-	-	-	-	-	-	-	-
Feb. 25	at SIUE*	-	-	-	-	-	-	-	-	-	-	-	-	-	-	-	-
Feb. 27	at Eastern Illinois*	-	-	-	-	-	-	-	-	-	-	-	-	-	-	-	-

UT Martin at #5 Louisville
12/6/20 | 11 am at KFC Yum! Center - Louisville, Ky.

UT Martin 67 • 0-1

##	Player	GS	MIN	FG	3PT	FT	O-B-T	PF	A	TO	B	S	PTS
20	Chelsey Perry	*	29	8-19	3-7	7-8	0-4-4	4	2	1	2	1	26
11	Dasia Young	*	36	4-7	2-3	2-4	0-5-5	4	2	0	0	0	12
23	Hayley Harrison	*	18	2-4	2-2	4-6	1-1-2	2	0	2	0	1	10
21	Maddie Waldrop	*	33	3-6	0-3	2-3	2-6-8	3	1	2	0	0	8
05	Seygan Robins	*	25	2-6	0-2	2-2	0-1-1	4	4	5	0	0	6
10	Raegan Johnson		6	2-2	0-0	0-0	0-3-3	3	0	1	0	0	4
02	Sade' Hudson		24	0-5	0-1	1-2	0-3-3	1	1	4	0	1	1
13	Demi Burdick		12	0-1	0-1	0-0	0-2-2	1	0	1	0	0	0
22	Damiah Griffin		12	0-0	0-0	0-0	0-2-2	0	1	2	0	0	0
03	Macy Rippy		5	0-1	0-1	0-0	0-0-0	0	0	1	0	0	0
TM	TEAM		0	0-0	0-0	0-0	0-5-5	0	0	0	0	0	0
TOTALS		**-**	**200**	**21-51**	**7-20**	**18-25**	**3-32-35**	**22**	**11**	**19**	**2**	**3**	**67**

#5 Louisville • 4-0

##	Player	GS	MIN	FG	3PT	FT	O-B-T	PF	A	TO	B	S	PTS
01	Dana Evans		27	9-18	4-9	4-5	0-1-1	2	1	1	0	2	26
10	Hailey Van Lith		29	2-9	0-2	6-7	1-6-7	2	3	1	0	3	10
14	Kianna Smith		18	4-9	2-4	0-0	0-1-1	4	0	0	0	0	10
11	Norika Konno		18	3-6	1-2	2-2	0-3-3	0	0	1	0	0	9
44	Olivia Cochran		19	2-5	0-0	3-6	4-6-10	2	0	2	0	0	7
22	Elizabeth Dixon		15	3-5	0-0	1-2	1-6-7	2	1	0	1	0	7
13	Merissah Russell		11	3-3	0-0	0-0	0-2-2	4	1	2	0	0	6
04	Elizabeth Balogun		19	2-5	0-2	1-2	0-1-1	4	1	1	0	3	5
00	Ramani Parker		5	1-2	0-0	2-3	2-0-2	1	0	0	0	0	4
02	Ahlana Smith		13	0-2	0-2	1-2	0-0-0	1	2	0	0	1	1
05	Mykasa Robinson		13	0-1	0-0	0-0	2-3-5	2	3	1	0	0	0
31	Nyah Green		13	0-4	0-2	0-0	1-1-2	2	0	0	0	0	0
TM	TEAM		0	0-0	0-0	0-0	1-1-2	0	0	0	0	0	0
TOTALS		**-**	**200**	**29-69**	**7-23**	**20-29**	**12-31-43**	**26**	**12**	**9**	**1**	**9**	**85**

Score by Periods	1st	2nd	3rd	4th	Total
UT Martin	14	13	21	19	67
#5 Louisville	15	25	24	21	85

UT Martin at Samford
12/8/20 | 6 pm at Pete Hanna Center - Birmingham, Ala.

UT Martin 75 • 1-1

##	Player	GS	MIN	FG	3PT	FT	O-B-T	PF	A	TO	B	S	PTS
20	Chelsey Perry	*	40	14-22	3-5	0-0	3-8-11	2	1	2	2	3	31
05	Seygan Robins	*	38	6-9	4-6	0-0	1-1-2	2	6	6	0	2	16
11	Dasia Young	*	32	2-6	0-3	1-3	1-4-5	3	3	3	1	0	5
23	Hayley Harrison	*	26	1-4	0-1	2-2	0-1-1	3	1	3	0	0	4
21	Maddie Waldrop	*	25	2-5	0-0	0-2	1-5-6	4	5	1	1	2	4
22	Damiah Griffin		6	4-4	0-0	0-0	0-0-0	0	0	1	0	0	8
13	Demi Burdick		18	2-3	0-0	0-0	3-2-5	0	2	1	0	0	4
02	Sade' Hudson		15	0-2	0-1	3-4	0-0-0	0	3	1	0	1	3
TM	TEAM		0	0-0	0-0	0-0	1-2-3	0	0	1	0	0	0
TOTALS		**-**	**200**	**31-55**	**7-16**	**6-11**	**10-23-33**	**14**	**21**	**19**	**4**	**8**	**75**

Samford • 0-4

##	Player	GS	MIN	FG	3PT	FT	O-B-T	PF	A	TO	B	S	PTS
14	Annie Ramil	*	30	4-10	0-3	5-8	6-7-13	3	2	5	1	1	13
22	Raven Omar	*	36	5-8	2-2	0-0	1-2-3	0	3	3	0	0	12
03	Shauntai Battle	*	24	2-5	2-4	2-2	0-0-0	0	1	1	0	0	8
33	Makaila Woolard	*	34	2-7	0-1	0-0	2-4-6	2	1	1	0	0	4
04	Audra Leipold	*	6	0-3	0-2	0-0	0-0-0	0	0	0	0	0	0
11	Andrea Cournoyer		28	8-17	2-7	0-1	1-2-3	2	3	1	0	1	18
12	Mallory Hampton		24	4-5	2-3	0-0	0-0-0	0	3	3	0	2	10
32	Kierten Nelson		14	1-3	0-0	0-0	0-0-0	1	0	1	0	1	2
21	Katie Allen		4	0-0	0-0	0-0	0-0-0	1	0	1	0	1	0
TM	TEAM		0	0-0	0-0	0-0	2-2-4	0	0	1	0	0	0
TOTALS		**-**	**200**	**26-58**	**8-22**	**7-11**	**12-17-29**	**9**	**13**	**17**	**1**	**6**	**67**

Score by Periods	1st	2nd	3rd	4th	Total
UT Martin	16	21	26	12	75
Samford	20	22	13	12	67

UT Martin at Samford
12/8/20 | 6 pm at Pete Hanna Center - Birmingham, Ala.

UT Martin 61 • 2-1 (1-1 OVC)

##	Player	GS	MIN	FG	3PT	FT	O-B-T	PF	A	TO	B	S	PTS
20	Chelsey Perry	*	39	9-17	2-4	8-10	1-6-7	4	3	4	0	1	28
05	Seygan Robins	*	39	2-6	0-3	2-2	0-1-1	2	4	3	0	1	6
21	Maddie Waldrop	*	27	2-8	0-0	2-4	0-7-7	2	1	2	0	1	6
23	Hayley Harrison	*	19	2-2	1-1	0-0	0-3-3	1	1	4	0	1	5
11	Dasia Young	*	33	2-8	0-0	0-0	5-4-9	2	3	0	1	0	4
13	Demi Burdick		8	2-5	0-0	0-0	0-1-1	1	0	0	0	0	4
35	Paige Pipkin		18	1-4	0-1	0-0	1-0-1	1	2	0	0	1	2
22	Damiah Griffin		9	1-2	0-0	0-0	0-1-1	1	0	0	0	0	2
14	Zaire Hicks		5	1-1	0-0	0-0	0-0-0	1	0	0	0	1	2
31	Kyannah Grant		3	0-1	0-1	2-2	0-0-0	0	1	1	0	0	2
02	Sade' Hudson		0+	0-0	0-0	0-0	0-0-0	0	0	0	0	0	0
03	Macy Rippy		0+	0-0	0-0	0-0	0-0-0	0	0	0	0	0	0
TM	TEAM		0	0-0	0-0	0-0	5-2-7	0	0	0	0	0	0
TOTALS		**-**	**200**	**22-54**	**3-10**	**14-18**	**12-25-37**	**15**	**15**	**14**	**1**	**6**	**61**

Southeast Missouri 58 • 2-4 (0-1 OVC)

##	Player	GS	MIN	FG	3PT	FT	O-B-T	PF	A	TO	B	S	PTS
24	Tesia Thompson	*	31	7-16	0-1	4-4	6-2-8	3	3	4	0	2	18
10	Taelour Pruitt	*	33	4-13	2-9	3-4	0-4-4	3	5	5	0	2	13
40	Latrese Saine	*	27	5-11	0-0	0-0	3-4-7	2	2	2	1	0	10
14	Nyrobi Pillers	*	19	2-7	0-0	2-2	1-2-3	4	0	0	0	0	6
34	Sophie Bussard	*	13	0-2	0-1	0-0	0-0-0	0	2	0	0	0	0
02	Roshala Scott		23	2-5	2-2	2-3	2-3-5	1	0	2	0	2	8
01	Kennedi Allen		21	1-5	0-0	0-0	1-4-5	1	1	0	3	0	2
30	Terri Smith		23	0-3	0-2	1-2	0-0-0	2	0	0	1	0	1
13	Deanay Watson		10	0-2	0-0	0-0	1-1-2	0	0	0	0	1	0
TM	TEAM		0	0-0	0-0	0-0	5-1-6	0	0	0	0	0	0
TOTALS		**-**	**200**	**21-64**	**4-15**	**12-15**	**19-21-40**	**16**	**13**	**13**	**5**	**7**	**58**

Score by Periods	1st	2nd	3rd	4th	Total
UT Martin	11	17	15	18	61
Southeast Missouri	8	8	25	17	58

UT Martin at Jacksonville State
12/30/20 | 4:30 pm at Pete Mathews Coliseum - Jacksonville, Ala.

UT Martin 67 • 2-2 (1-1 OVC)

##	Player	GS	MIN	FG	3PT	FT	O-B-T	PF	A	TO	B	S	PTS
20	Chelsey Perry	*	34	9-18	1-2	4-6	6-4-10	4	1	3	0	0	23
11	Dasia Young	*	29	4-9	1-3	1-2	1-3-4	2	1	2	0	1	10
35	Paige Pipkin	*	25	4-13	0-3	1-2	1-1-2	2	3	0	0	4	9
05	Seygan Robins	*	30	2-6	0-2	0-0	1-1-2	2	4	4	0	1	4
21	Maddie Waldrop	*	14	1-2	1-1	0-0	0-0-0	0	0	1	0	0	3
14	Zaire Hicks		14	4-8	1-3	0-0	0-0-0	1	0	2	1	1	9
22	Damiah Griffin		12	2-4	0-1	2-3	1-3-4	0	0	0	0	2	6
13	Demi Burdick		16	1-4	0-0	0-0	0-4-4	0	0	1	1	0	2
10	Raegan Johnson		4	0-2	0-0	1-2	1-0-1	1	0	0	0	0	1
23	Hayley Harrison		11	0-1	0-1	0-0	0-1-1	2	1	0	0	1	0
31	Kyannah Grant		8	0-1	0-0	0-0	1-1-2	0	2	0	0	0	0
02	Sade' Hudson		3	0-1	0-0	0-0	0-1-1	2	0	0	0	0	0
03	Macy Rippy		0+	0-0	0-0	0-0	0-0-0	0	0	0	0	0	0
TM	TEAM		0	0-0	0-0	0-0	1-5-6	0	0	0	0	0	0
TOTALS		**-**	**200**	**27-69**	**4-16**	**9-15**	**13-24-37**	**16**	**12**	**13**	**2**	**10**	**67**

Jacksonville State 72 • 4-2 (1-1 OVC)

##	Player	GS	MIN	FG	3PT	FT	O-B-T	PF	A	TO	B	S	PTS
24	Yamia Johnson	*	28	5-8	3-5	4-4	2-6-8	3	0	2	0	1	17
00	Taylor Hawks	*	27	6-8	1-2	3-5	0-7-7	1	3	4	1	2	16
11	Kiana Johnson	*	19	3-7	0-0	0-0	1-2-3	1	1	2	0	0	6
04	Keiara Griffin	*	28	2-8	0-4	0-2	2-7-9	1	4	2	1	2	4
23	Jessie Day	*	28	2-4	0-1	0-0	0-3-3	1	1	0	0	0	4
02	Imari Martin		26	6-13	5-10	0-0	0-1-1	1	3	3	0	0	17
21	Kennedy Gavin		21	2-3	0-0	0-0	0-1-1	2	0	1	0	0	4
05	Nekiyah Thompson		9	1-1	0-0	0-0	0-1-1	2	2	2	0	0	2
13	Shawnta Shaw		4	1-1	0-0	0-0	0-1-1	2	2	2	0	0	2
22	Jayla Walker		6	0-0	0-0	0-0	0-0-0	0	0	0	0	0	0
34	Winnie Kuimi		4	0-2	0-0	0-2	1-1-2	0	0	0	0	0	0
TM	TEAM		0	0-0	0-0	0-0	0-2-2	0	0	0	0	0	0
TOTALS		**-**	**200**	**28-55**	**9-22**	**7-13**	**6-32-38**	**14**	**16**	**18**	**2**	**5**	**72**

Score by Periods	1st	2nd	3rd	4th	Total
UT Martin	17	12	19	19	67
Jacksonville St.	12	26	22	12	72

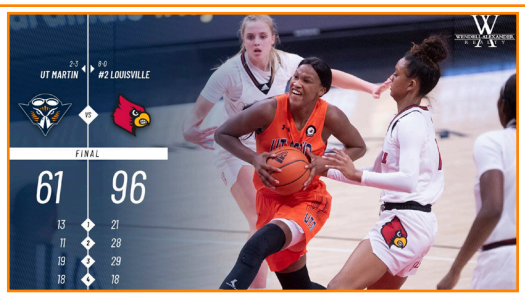

UT Martin at #2 Louisville
1/5/21 | 1:30 pm at KFC Yum! Center - Louisville, Ky.

UT Martin 61 • 2-3

##	Player	GS	MIN	FG	3PT	FT	O-B-T	PF	A	TO	B	S	PTS
20	Chelsey Perry	*	38	9-18	1-4	7-10	3-7-10	4	0	4	1	0	26
35	Paige Pipkin	*	28	2-6	1-3	4-6	0-2-2	2	2	5	0	1	9
05	Seygan Robins	*	24	2-3	0-0	1-2	0-2-2	0	1	2	0	1	5
11	Dasia Young	*	13	2-3	1-1	0-0	0-2-2	2	1	0	0	0	5
21	Maddie Waldrop	*	28	0-2	0-2	0-0	1-5-6	3	1	1	1	0	0
02	Sade' Hudson		13	2-6	1-1	4-4	0-1-1	1	1	1	0	0	9
14	Zaire Hicks		16	3-5	0-1	1-2	0-1-1	1	0	1	0	0	7
23	Hayley Harrison		16	0-3	0-1	0-0	0-1-1	1	1	1	1	1	0
13	Demi Burdick		10	0-1	0-1	0-0	0-1-1	1	1	1	0	0	0
22	Damiah Griffin		9	0-1	0-0	0-0	0-1-1	0	1	0	0	0	0
31	Kyannah Grant		3	0-1	0-0	0-0	0-0-0	0	0	1	0	0	0
10	Raegan Johnson		2	0-1	0-0	0-0	0-0-0	0	0	0	0	0	0
TM	TEAM		0	0-0	0-0	0-0	1-0-1	0	0	1	0	0	0
TOTALS		**-**	**200**	**20-50**	**4-14**	**17-24**	**5-23-28**	**15**	**9**	**18**	**3**	**3**	**61**

#2 Louisville 96 • 8-0

##	Player	GS	MIN	FG	3PT	FT	O-B-T	PF	A	TO	B	S	PTS
01	Dana Evans	*	25	10-12	6-7	3-3	0-2-2	2	5	2	0	2	29
14	Kianna Smith	*	23	5-8	3-4	1-2	2-3-5	1	1	2	0	2	14
10	Hailey Van Lith	*	28	4-8	0-4	4-4	1-4-5	3	3	0	0	0	12
44	Olivia Cochran	*	23	3-8	0-1	2-2	1-5-6	2	2	2	1	1	8
04	Elizabeth Balogun	*	22	2-6	1-4	0-0	1-2-3	3	0	0	1	0	5
03	Malea Williams		6	2-4	1-1	2-2	0-3-3	0	0	0	1	0	7
02	Ahlana Smith		19	2-7	1-3	1-2	0-0-0	3	0	1	0	2	6
22	Elizabeth Dixon		17	1-4	0-0	4-4	3-2-5	3	1	0	1	1	6
11	Norika Konno		20	2-6	1-2	0-0	3-1-4	1	3	0	0	2	5
13	Merissah Russell		7	2-3	0-0	0-0	1-1-2	1	0	0	0	0	4
05	Mykasa Robinson		8	0-1	0-0	0-0	0-3-3	1	2	0	0	0	0
00	Ramani Parker		2	0-0	0-0	0-0	0-1-1	0	0	2	0	0	0
TM	TEAM		0	0-0	0-0	0-0	0-0-0	0	0	0	0	0	0
TOTALS		**-**	**200**	**33-67**	**13-26**	**17-19**	**12-27-39**	**20**	**17**	**9**	**4**	**10**	**96**

Score by Periods	1st	2nd	3rd	4th	Total
UT Martin	13	11	19	18	61
#2 Louisville	21	28	29	18	96

UT Martin at Tennessee State
1/7/21 | 5 pm at Gentry Center - Nashville, Tenn.

UT Martin 80 • 3-3 (2-1 OVC)

##	Player	GS	MIN	FG	3PT	FT	O-B-T	PF	A	TO	B	S	PTS
20	Perry,Chelsey	*	23	13-18	3-4	3-3	1-6-7	2	0	1	1	4	32
05	Robins,Seygan	*	25	6-8	6-7	0-0	1-1-2	0	3	0	0	0	18
11	Young,Dasia	*	24	1-3	1-2	2-2	2-4-6	1	4	3	0	2	5
21	Waldrop,Maddie	*	24	1-4	0-2	0-0	3-3-6	1	4	1	1	0	2
35	Pipkin,Paige	*	21	1-6	0-3	0-0	0-3-3	0	5	2	1	1	2
13	Burdick,Demi		15	3-6	0-0	0-0	0-2-2	0	1	2	0	0	6
22	Griffin,Damiah		11	3-4	0-1	0-1	2-1-3	1	0	1	0	0	6
02	Hudson,Sade'		10	2-5	0-1	2-2	1-1-2	2	0	0	0	0	6
10	Johnson,Raegan		7	0-0	0-0	3-4	1-1-2	0	2	1	0	0	3
23	Harrison,Hayley		20	0-4	0-2	0-0	1-1-2	4	1	0	2	0	0
14	Hicks,Zaire		10	0-4	0-3	0-0	0-0-0	1	0	0	0	1	0
31	Grant,Kyannah		10	0-1	0-1	0-0	0-1-1	0	0	0	0	1	0
TM	TEAM		0	0-0	0-0	0-0	4-1-5	0	0	1	0	0	0
TOTALS		**-**	**200**	**30-63**	**10-26**	**10-12**	**16-25-41**	**12**	**20**	**12**	**5**	**9**	**80**

Tennessee State 39 • 0-6 (0-4 OVC)

##	Player	GS	MIN	FG	3PT	FT	O-B-T	PF	A	TO	B	S	PTS
02	Wrister,Andreana	*	31	3-18	1-10	3-3	2-0-2	1	3	4	0	0	10
03	Wrightsell,Jaden	*	28	4-9	0-0	1-2	1-5-6	4	1	5	0	1	9
21	Fairs,London	*	20	2-6	2-5	1-2	0-0-0	0	0	0	0	0	7
11	Davis,Kennedy	*	31	0-2	0-0	0-0	2-2-4	2	2	7	0	1	0
32	Broner,Jasmine	*	27	0-1	0-0	0-0	3-4-7	3	0	2	0	0	0
12	McCullah,Breannah		30	2-10	0-3	1-2	1-4-5	2	0	2	0	1	5
22	Cunningham,Nijah		16	1-3	0-0	2-2	1-1-2	2	0	1	0	0	4
10	Appiah-Kubi,Amber		12	1-3	1-3	0-0	0-0-0	1	0	0	0	0	3
05	Bailey,Aniyah		3	0-0	0-0	1-2	0-0-0	0	0	0	0	0	1
14	Spence,Jada		2	0-0	0-0	0-0	0-0-0	0	0	0	0	0	0
TM	TEAM		0	0-0	0-0	0-0	3-2-5	0	0	2	0	0	0
TOTALS		**-**	**200**	**13-52**	**4-21**	**9-13**	**13-18-31**	**15**	**6**	**23**	**0**	**3**	**39**

Score by Periods	1st	2nd	3rd	4th	Total
UT Martin	26	14	23	17	80
Tennessee State	17	7	7	14	39

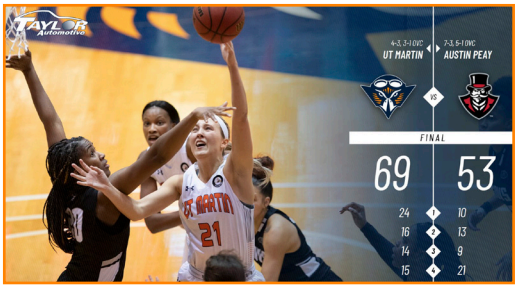

UT Martin vs. Austin Peay
1/14/21 | 5 pm at Elam Center - Martin, Tenn.

Austin Peay 53 • 7-5, 5-1

##	Player	GS	MIN	FG	3PT	FT	O-B-T	PF	A	TO	B	S	PTS
15	Kasey Kidwell	*	27	3-5	0-2	4-6	1-2-3	4	1	0	0	1	10
33	Brandi Ferby	*	22	1-5	1-2	3-6	0-2-2	3	2	0	0	1	6
32	Brianah Ferby	*	17	2-8	0-2	0-0	1-1-2	2	2	1	0	0	4
23	Maggie Knowles	*	27	0-6	0-5	0-0	0-4-4	2	0	0	0	2	0
20	Kemia Ward	*	9	0-0	0-0	0-0	0-4-4	5	0	1	0	0	0
22	Shay-Lee Kirby		22	3-9	3-7	4-4	3-2-5	1	0	0	0	1	13
03	Nina De Leon Negron		23	3-5	1-2	1-4	2-4-6	1	3	2	0	1	8
00	Tahanee Bennell		19	2-8	2-6	1-2	3-1-4	2	2	4	0	2	7
24	Kelen Kenol		14	2-5	0-0	0-0	0-0-0	1	0	2	0	0	4
05	Myah Leflore		11	0-3	0-1	1-2	0-0-0	2	0	2	0	0	1
11	D'Shara Booker		6	0-0	0-0	0-0	0-0-0	1	0	0	0	0	0
02	Ashlynn Freeman		3	0-0	0-0	0-0	0-0-0	0	0	0	0	0	0
TM	TEAM		0	0-0	0-0	0-0	1-0-1	0	0	0	0	0	0
TOTALS		**-**	**200**	**16-54**	**7-27**	**14-24**	**11-20-31**	**24**	**10**	**12**	**0**	**8**	**53**

UT Martin 69 • 4-3, 3-1

##	Player	GS	MIN	FG	3PT	FT	O-B-T	PF	A	TO	B	S	PTS
20	Chelsey Perry	*	39	8-16	1-2	15-18	0-11-11	0	1	3	2	1	32
21	Maddie Waldrop	*	33	6-9	4-4	5-7	1-5-6	1	2	0	0	1	21
05	Seygan Robins	*	34	2-5	1-3	0-0	1-2-3	2	3	7	0	2	5
11	Dasia Young	*	27	1-4	0-2	1-2	2-7-9	4	3	2	0	1	3
35	Paige Pipkin	*	22	1-4	1-4	0-0	0-2-2	4	3	2	0	0	3
14	Zaire Hicks		17	2-4	1-1	0-0	2-0-2	4	2	2	0	0	5
02	Sade' Hudson		14	0-2	0-1	0-0	0-1-1	2	1	1	0	0	0
22	Damiah Griffin		8	0-0	0-0	0-0	0-2-2	1	0	0	0	0	0
23	Hayley Harrison		4	0-0	0-0	0-0	0-0-0	0	0	0	0	0	0
31	Kyannah Grant		2	0-0	0-0	0-0	0-0-0	0	0	0	0	0	0
10	Raegan Johnson		0+	0-0	0-0	0-0	0-0-0	0	0	0	0	0	0
44	Haley Nichols		0+	0-0	0-0	0-0	0-0-0	0	0	0	0	0	0
TM	TEAM		0	0-0	0-0	0-0	0-1-1	0	0	1	0	0	0
TOTALS		**-**	**200**	**20-44**	**8-17**	**21-27**	**6-31-37**	**18**	**15**	**18**	**2**	**5**	**69**

Score by Periods	1st	2nd	3rd	4th	Total
Austin Peay	10	13	9	21	53
UT Martin	24	16	14	15	69

UT Martin vs. Murray State
1/16/21 | 1 pm at Elam Center - Martin, Tenn.

Murray State 71 • 5-6, 2-4

##	Player	GS	MIN	FG	3PT	FT	O-B-T	PF	A	TO	B	S	PTS
05	Macey Turley	*	32	7-13	3-4	6-6	1-3-4	0	6	2	0	2	23
21	Bria Sanders-Woods	*	30	4-10	3-5	5-6	0-3-3	2	3	6	0	1	16
31	Katelyn Young	*	27	4-10	0-0	3-5	1-7-8	2	1	2	0	2	11
04	Lex Mayes	*	34	2-5	2-5	0-0	0-2-2	0	2	1	0	0	6
11	Laci Hawthorne	*	27	1-3	0-0	2-2	1-3-4	3	0	2	0	0	4
14	Manna Mensah		16	2-7	0-1	2-2	0-1-1	0	0	0	1	0	6
44	Macie Gibson		2	1-2	1-2	0-0	0-0-0	2	0	1	0	0	3
22	Hannah McKay		12	1-4	0-2	0-0	0-1-1	0	1	0	0	0	2
32	Alexis Burpo		14	0-2	0-0	0-0	0-3-3	5	0	0	0	0	0
10	Lucia Operto		6	0-1	0-0	0-0	0-1-1	2	0	0	0	1	0
23	Jalexis Russell		0+	0-0	0-0	0-0	0-0-0	1	0	0	0	0	0
TM	TEAM		0	0-0	0-0	0-0	2-1-3	0	0	0	0	0	0
TOTALS		**-**	**200**	**22-57**	**9-19**	**18-21**	**5-25-30**	**17**	**13**	**14**	**1**	**6**	**71**

UT Martin 78 • 5-3, 4-1

##	Player	GS	MIN	FG	3PT	FT	O-B-T	PF	A	TO	B	S	PTS
20	Chelsey Perry	*	40	14-31	1-7	7-8	1-10-11	2	1	3	4	1	36
05	Seygan Robins	*	36	4-9	3-5	3-4	1-1-2	3	3	7	1	1	14
21	Maddie Waldrop	*	30	5-8	0-2	2-3	0-6-6	3	3	0	0	0	12
11	Dasia Young	*	37	5-10	0-1	0-0	3-2-5	2	3	1	0	1	10
35	Paige Pipkin	*	20	1-2	0-0	0-0	0-3-3	1	3	1	0	2	2
02	Sade' Hudson		10	1-2	0-0	0-0	1-2-3	2	1	0	0	0	2
31	Kyannah Grant		6	0-0	0-0	2-2	0-0-0	0	1	0	0	0	2
14	Zaire Hicks		18	0-0	0-0	0-0	0-3-3	2	3	1	0	0	0
22	Damiah Griffin		2	0-0	0-0	0-0	0-0-0	0	0	0	0	0	0
10	Raegan Johnson		1	0-0	0-0	0-0	0-0-0	0	0	0	0	0	0
TM	TEAM		0	0-0	0-0	0-0	2-3-5	0	0	0	0	0	0
TOTALS		**-**	**200**	**30-62**	**4-15**	**14-17**	**8-30-38**	**15**	**18**	**13**	**5**	**5**	**78**

Score by Periods	1st	2nd	3rd	4th	Total
Murray State	20	12	24	15	71
UT Martin	16	21	21	20	78

UT Martin at Eastern Kentucky
1/21/21 | 5 pm at McBrayer Arena - Richmond, Ky.

UT Martin 65 • 6-3, 5-1

##	Player	GS	MIN	FG	3PT	FT	O-B-T	PF	A	TO	B	S	PTS
20	Chelsey Perry	*	34	8-12	2-3	4-6	1-7-8	3	4	0	2	2	22
21	Maddie Waldrop	*	30	4-7	1-4	0-0	0-6-6	0	5	1	1	0	9
11	Dasia Young	*	36	2-11	1-3	3-4	3-1-4	4	3	5	0	2	8
05	Seygan Robins	*	35	2-9	2-7	0-0	0-3-3	2	5	2	0	1	6
35	Paige Pipkin	*	20	1-7	1-4	0-0	1-4-5	0	1	3	0	2	3
31	Kyannah Grant		22	3-6	3-5	0-0	0-4-4	0	2	2	0	0	9
13	Demi Burdick		12	3-7	0-0	0-0	0-4-4	1	2	2	0	1	6
22	Damiah Griffin		4	1-1	0-0	0-0	1-1-2	1	0	0	0	0	2
02	Sade' Hudson		3	0-0	0-0	0-0	0-0-0	0	0	0	0	0	0
10	Raegan Johnson		3	0-0	0-0	0-0	0-0-0	1	0	0	0	1	0
44	Haley Nichols		1	0-1	0-0	0-0	0-0-0	1	0	0	0	0	0
TM	TEAM		0	0-0	0-0	0-0	1-2-3	0	0	0	0	0	0
TOTALS		**-**	**200**	**24-61**	**10-26**	**7-10**	**7-32-39**	**13**	**22**	**15**	**3**	**9**	**65**

Eastern Kentucky 39 • 6-7, 5-4

##	Player	GS	MIN	FG	3PT	FT	O-B-T	PF	A	TO	B	S	PTS
00	Jayla Johnson	*	24	5-12	0-3	1-2	2-1-3	2	0	4	0	1	11
55	Kendall Wingler	*	31	2-7	1-6	2-2	0-5-5	1	0	3	0	0	7
15	Bria Bass	*	25	2-4	0-1	2-2	2-6-8	0	2	3	1	0	6
21	Anysa Jordan	*	23	2-6	0-1	0-0	1-6-7	1	0	2	0	1	4
30	Alice Recanati	*	27	1-7	0-1	0-0	0-5-5	0	3	3	0	0	2
20	Emma Hacker		19	1-6	0-4	2-2	0-1-1	3	1	1	0	1	4
01	Corriana Evans		9	1-4	0-0	1-2	2-0-2	2	0	1	0	1	3
04	Georgia Baldwin		8	1-5	0-2	0-0	0-0-0	0	0	1	0	0	2
05	Amerah Steele		11	0-1	0-0	0-0	0-0-0	1	0	0	0	1	0
25	Clara Rosini		11	0-0	0-0	0-0	1-2-3	1	0	2	0	1	0
12	Kynnedy Azubike		10	0-3	0-1	0-0	0-0-0	0	0	1	0	1	0
23	Dafne Gianesini		2	0-1	0-0	0-0	0-0-0	1	0	2	0	0	0
TM	TEAM		0	0-0	0-0	0-0	1-3-4	0	0	0	0	0	0
TOTALS		**-**	**200**	**15-56**	**1-19**	**8-10**	**9-29-38**	**12**	**6**	**23**	**1**	**7**	**39**

Score by Periods	1st	2nd	3rd	4th	Total
UT Martin	12	11	23	19	65
Eastern Kentucky	8	17	7	7	39

UT Martin at Morehead State
1/23/21 | 1 p.m. at Johnson Arena - Morehead, Ky.

UT Martin 80 • 7-3, 6-1

##	Player	GS	MIN	FG	3PT	FT	O-B-T	PF	A	TO	B	S	PTS
20	Chelsey Perry	*	37	8-17	0-2	12-14	2-9-11	2	3	1	6	2	28
11	Dasia Young	*	27	10-14	0-2	2-2	1-4-5	4	2	1	2	1	22
35	Paige Pipkin	*	35	6-10	1-3	1-2	2-2-4	1	2	0	2	0	14
05	Seygan Robins	*	32	2-5	1-3	1-1	0-1-1	2	4	1	0	0	6
21	Maddie Waldrop	*	18	1-3	1-3	0-0	0-3-3	5	3	0	0	0	3
22	Damiah Griffin		9	2-2	0-0	0-0	1-0-1	1	0	0	1	1	4
02	Sade' Hudson		13	1-2	1-2	0-0	0-1-1	1	0	0	0	0	3
31	Kyannah Grant		19	0-1	0-1	0-0	0-1-1	1	1	3	0	0	0
13	Demi Burdick		10	0-4	0-1	0-0	0-1-1	1	2	1	0	2	0
TM	TEAM		0	0-0	0-0	0-0	1-2-3	0	0	1	0	0	0
TOTALS		**-**	**200**	**30-58**	**4-17**	**16-19**	**7-24-31**	**18**	**17**	**8**	**11**	**6**	**80**

Morehead State 63 • 5-9, 4-6

##	Player	GS	MIN	FG	3PT	FT	O-B-T	PF	A	TO	B	S	PTS
11	Ariel Kirkwood	*	36	5-11	3-5	4-5	2-4-6	3	2	5	0	2	17
12	Lauren Carter	*	36	6-10	2-3	3-3	0-6-6	1	0	3	1	0	17
02	Ellie Jo Johnson	*	30	2-3	0-0	4-4	1-1-2	5	1	0	1	0	8
22	Gabby Crawford	*	28	1-8	0-0	4-4	2-5-7	5	3	1	1	0	6
42	Tyler Moore	*	21	1-4	1-4	0-0	0-2-2	2	0	0	0	0	3
04	Tomiyah Alford		17	3-5	0-0	3-4	1-2-3	2	1	0	0	0	9
24	Jazzmyn Elston		21	1-9	1-3	0-0	0-1-1	1	1	3	0	1	3
01	Morgan Defoor		3	0-0	0-0	0-0	0-0-0	0	1	0	0	0	0
03	Darryn Zeigler		3	0-0	0-0	0-0	0-0-0	0	0	0	1	0	0
32	Laurie Thomas		3	0-0	0-0	0-0	0-0-0	0	0	0	0	0	0
00	L. Perry-Ellis		2	0-0	0-0	0-0	0-0-0	0	0	2	1	0	0
TM	TEAM		0	0-0	0-0	0-0	2-1-3	0	0	1	0	0	0
TOTALS		**-**	**200**	**19-50**	**7-15**	**18-20**	**8-22-30**	**19**	**9**	**15**	**5**	**3**	**63**

Score by Periods	1st	2nd	3rd	4th	Total
UT Martin	13	25	21	21	80
Morehead State	14	11	24	14	63

UT Martin vs Belmont
1/26/21 | 5 p.m. at Elam Center - Martin, Tenn.

Belmont 63 • 6-4, 3-2

##	Player	GS	MIN	FG	3PT	FT	O-B-T	PF	A	TO	B	S	PTS
11	Destinee Wells	*	34	5-13	4-7	5-6	0-6-6	2	2	1	0	2	19
00	Tuti Jones	*	37	4-13	3-10	0-0	1-2-3	2	4	0	0	0	11
14	Jamilyn Kinney	*	36	4-13	3-9	0-0	1-1-2	1	3	4	0	2	11
20	Conley Chinn	*	26	4-12	3-7	0-0	1-3-4	4	2	2	0	2	11
22	Maddie Cook	*	27	2-5	0-0	0-0	3-6-9	3	2	2	0	0	4
10	Allison Luly		25	2-3	0-0	0-1	3-5-8	2	2	1	1	0	4
23	Nikki Baird		11	1-3	1-3	0-0	1-2-3	2	1	1	0	0	3
21	Blair Schoenwald		3	0-0	0-0	0-0	0-0-0	0	0	0	0	0	0
34	Cam Browning		1	0-0	0-0	0-0	0-0-0	0	0	0	0	0	0
TM	TEAM		0	0-0	0-0	0-0	2-1-3	0	0	1	0	0	0
TOTALS		**-**	**200**	**22-62**	**14-36**	**5-7**	**12-26-38**	**16**	**16**	**12**	**1**	**6**	**63**

UT Martin 66 • 8-3, 7-1

##	Player	GS	MIN	FG	3PT	FT	O-B-T	PF	A	TO	B	S	PTS
20	Chelsey Perry	*	40	7-14	2-4	8-9	1-4-5	2	4	1	4	1	24
21	Maddie Waldrop	*	29	5-12	0-1	1-2	2-8-10	1	2	1	0	1	11
11	Dasia Young	*	40	3-8	1-3	1-2	1-4-5	2	2	2	0	0	8
05	Seygan Robins	*	34	2-5	2-5	1-2	0-3-3	1	4	1	0	1	7
35	Paige Pipkin	*	24	0-3	0-3	0-0	0-2-2	1	4	2	0	1	0
31	Kyannah Grant		19	3-4	2-3	0-0	0-2-2	1	4	0	0	1	8
22	Damiah Griffin		8	4-6	0-0	0-1	1-2-3	0	0	1	0	0	8
02	Sade' Hudson		3	0-0	0-0	0-0	0-0-0	0	0	2	0	1	0
13	Demi Burdick		3	0-0	0-0	0-0	0-0-0	1	0	0	0	0	0
TM	TEAM		0	0-0	0-0	0-0	1-5-6	0	0	0	0	0	0
TOTALS		**-**	**200**	**24-52**	**7-19**	**11-16**	**6-30-36**	**9**	**20**	**10**	**4**	**6**	**66**

Score by Periods	1st	2nd	3rd	4th	Total
Belmont	22	8	14	19	63
UT Martin	16	11	24	15	66

UT Martin vs Eastern Illinois
1/28/21 | 5 p.m. at Elam Center - Martin, Tenn.

Eastern Illinois 50 • 7-9, 5-6

##	Player	GS	MIN	FG	3PT	FT	O-B-T	PF	A	TO	B	S	PTS
41	Abby Wahl	*	34	8-13	2-3	3-4	2-5-7	0	0	2	1	1	21
22	Lariah Washington	*	34	3-9	0-2	2-2	1-8-9	1	4	4	0	0	8
01	Kira Arthofer	*	35	2-8	0-2	0-0	0-0-0	2	5	4	0	0	4
24	Morgan Litwiller	*	29	1-6	1-5	0-0	0-3-3	3	0	2	0	1	3
15	Taylor Steele	*	25	1-5	1-3	0-0	2-3-5	2	2	2	0	0	3
02	Jordyn Hughes		22	3-6	1-4	0-0	1-1-2	2	1	3	0	5	7
12	Paige Schumann		5	1-1	0-0	0-0	0-0-0	0	0	1	0	1	2
32	Parker Stafford		4	1-1	0-0	0-0	0-1-1	2	0	0	0	0	2
03	Briana Mishler		6	0-2	0-0	0-0	0-0-0	1	0	1	0	0	0
05	Jacqueline Maulucci		2	0-1	0-0	0-0	0-0-0	0	0	0	0	0	0
20	Alana Vinson		2	0-0	0-0	0-0	0-0-0	0	0	0	0	0	0
21	Haley Cameron		2	0-0	0-0	0-0	0-0-0	1	0	0	0	0	0
TM	TEAM		0	0-0	0-0	0-0	5-3-8	0	0	1	0	0	0
TOTALS		**-**	**200**	**20-52**	**5-19**	**5-6**	**11-24-35**	**14**	**12**	**20**	**1**	**8**	**50**

UT Martin 70 • 9-3, 8-1

##	Player	GS	MIN	FG	3PT	FT	O-B-T	PF	A	TO	B	S	PTS
20	Chelsey Perry	*	38	7-17	4-10	1-1	1-5-6	2	5	1	1	1	19
11	Dasia Young	*	38	6-11	1-2	3-3	1-3-4	3	3	1	0	4	16
35	Paige Pipkin	*	28	4-6	3-5	0-0	0-6-6	2	3	3	0	2	11
21	Maddie Waldrop	*	25	5-8	0-2	0-0	0-1-1	4	1	2	0	0	10
05	Seygan Robins	*	32	1-4	1-4	0-0	0-0-0	0	6	1	0	3	3
13	Demi Burdick		13	3-6	0-0	1-2	1-3-4	0	0	0	0	0	7
02	Sade' Hudson		5	1-2	0-1	0-0	0-1-1	0	0	1	0	0	2
10	Raegan Johnson		2	0-0	0-0	2-2	0-0-0	0	0	0	0	0	2
31	Kyannah Grant		15	0-0	0-0	0-0	0-1-1	0	3	2	0	0	0
22	Damiah Griffin		2	0-0	0-0	0-0	0-0-0	0	0	0	0	0	0
23	Hayley Harrison		2	0-0	0-0	0-0	0-0-0	0	0	0	0	0	0
TM	TEAM		0	0-0	0-0	0-0	1-1-2	0	0	0	0	0	0
TOTALS		**-**	**200**	**27-54**	**9-24**	**7-8**	**4-21-25**	**11**	**21**	**11**	**1**	**10**	**70**

Score by Periods	1st	2nd	3rd	4th	Total
Eastern Illinois	6	12	21	11	50
UT Martin	9	23	17	21	70

UT Martin vs. SIUE
1/30/21 | 1 pm at Elam Center - Martin, Tenn.

SIUE 45 • 5-11, 2-9

##	Player	GS	MIN	FG	3PT	FT	O-B-T	PF	A	TO	B	S	PTS
12	Mikayla Kinnard	*	34	4-9	0-0	2-2	1-2-3	1	1	6	0	0	10
11	Mikia Keith	*	28	3-7	2-4	0-0	1-2-3	3	2	3	0	3	8
23	Allie Troeckler	*	25	2-4	0-0	1-1	1-2-3	2	1	0	0	1	5
05	Ajulu Thatha	*	16	1-7	0-0	3-7	3-4-7	1	0	2	0	0	5
10	Sara Majorosova	*	15	1-5	0-3	0-0	0-3-3	0	2	0	0	0	2
02	Prima Chellis		15	2-5	0-1	3-6	1-1-2	0	0	1	0	2	7
54	Kelsie Williams		18	1-6	0-0	0-0	0-0-0	1	1	2	2	1	2
32	Madison Webb		10	1-1	0-0	0-0	0-1-1	3	1	1	0	1	2
35	Mikala Hall		5	1-3	0-1	0-0	0-1-1	0	0	1	0	0	2
44	Tori Hamilton		8	0-0	0-0	1-4	2-1-3	2	0	0	1	0	1
22	Madison Hackstadt		7	0-2	0-2	1-2	1-0-1	0	0	0	0	0	1
04	Tori Handley		12	0-4	0-2	0-0	2-1-3	0	0	1	0	1	0
15	Masyn McWilliams		7	0-3	0-2	0-2	0-2-2	0	0	0	0	0	0
TM	TEAM		0	0-0	0-0	0-0	2-1-3	0	0	0	0	0	0
TOTALS		**-**	**200**	**16-56**	**2-15**	**11-24**	**14-21-35**	**13**	**8**	**17**	**3**	**9**	**45**

UT Martin 79 • 10-3, 9-1

##	Player	GS	MIN	FG	3PT	FT	O-B-T	PF	A	TO	B	S	PTS
35	Paige Pipkin	*	19	4-7	2-4	1-1	0-1-1	1	2	1	1	1	11
21	Maddie Waldrop	*	26	4-7	0-1	0-0	1-12-13	3	4	2	1	1	8
20	Chelsey Perry	*	8	3-6	0-0	1-1	1-2-3	0	1	1	0	0	7
11	Dasia Young	*	13	3-5	0-0	0-2	1-3-4	1	2	0	1	2	6
05	Seygan Robins	*	24	2-4	1-2	0-0	0-1-1	3	4	2	0	0	5
23	Hayley Harrison		18	4-5	4-5	2-2	1-3-4	1	1	1	0	0	14
13	Demi Burdick		22	4-6	0-0	0-0	1-5-6	1	0	1	0	0	8
31	Kyannah Grant		23	2-3	2-3	0-0	0-1-1	0	3	0	2	1	6
22	Damiah Griffin		17	3-7	0-0	0-0	0-2-2	5	1	2	1	0	6
02	Sade' Hudson		18	2-4	1-2	0-0	0-2-2	3	2	1	0	2	5
10	Raegan Johnson		10	1-4	0-0	1-2	0-0-0	3	1	1	0	1	3
44	Haley Nichols		2	0-0	0-0	0-0	0-0-0	0	0	0	0	0	0
TM	TEAM		0	0-0	0-0	0-0	1-2-3	0	0	1	0	0	0
TOTALS		**-**	**200**	**32-58**	**10-17**	**5-8**	**6-34-40**	**21**	**21**	**13**	**6**	**8**	**79**

Score by Periods	1st	2nd	3rd	4th	Total
SIUE	11	12	7	15	45
UT Martin	15	15	27	22	79

SEASON/CAREER **STATISTICS**

	Overall Statistics										Career Statistics									
SUMMARY	**GP-GS**	**Min/G**	**FG%**	**3PT%**	**FT%**	**R/G**	**A/G**	**STL**	**BLK**	**PTS/G**	**GP-GS**	**Min/G**	**FG%**	**3PT%**	**FT%**	**R/G**	**A/G**	**STL**	**BLK**	**PTS/G**
Chelsey Perry	13-13	33.8	.520	.426	.819	8.0	2.0	17	25	25.7	111-109	29.0	.475	.371	.837	6.6	1.6	149	220	16.6
Dasia Young	13-13	29.6	.455	.320	.615	5.2	2.5	14	5	8.8	44-33	25.1	.433	.338	.624	3.6	1.8	35	11	7.0
Seygan Robins	13-13	31.4	.443	.429	.769	1.8	3.9	13	1	7.8	13-13	31.4	.443	.429	.769	1.8	3.9	13	1	7.8
Maddie Waldrop	13-13	26.3	.481	.280	.571	6.0	2.5	6	5	7.5	108-75	26.3	.456	.302	.728	6.7	1.8	84	68	8.5
Paige Pipkin	11-10	23.6	.368	.273	.636	2.8	2.7	15	4	6.0	14-13	22.5	.345	.225	.636	2.4	2.7	16	4	5.3
Zaire Hicks	6-0	13.3	.455	.250	.500	1.0	0.8	3	1	3.8	72-34	18.1	.353	.311	.697	1.7	1.6	75	4	5.7
Hayley Harrison	9-3	14.9	.391	.538	.800	1.6	0.7	4	3	3.7	9-3	14.9	.391	.538	.800	1.6	0.7	4	3	3.7
Demi Burdick	11-0	12.6	.419	.000	.500	2.7	0.7	3	1	3.4	87-17	10.1	.443	.204	.604	2.3	0.6	31	32	3.0
Damiah Griffin	13-0	8.4	.645	.000	.400	1.6	0.2	3	2	3.2	57-22	17.0	.462	.286	.757	3.5	0.6	60	17	7.8
Kyannah Grant	11-0	11.8	.444	.500	1.000	1.1	1.5	3	2	2.5	66-24	18.1	.418	.353	.797	1.4	2.2	61	10	4.2
Sade' Hudson	13-0	10.1	.290	.300	.833	1.2	0.7	5	0	2.4	55-1	11.6	.326	.185	.627	1.4	1.0	42	2	3.7
Raegan Johnson	9-0	3.9	.333	.000	.700	0.7	0.3	2	0	1.4	29-0	3.9	.357	.000	.643	1.0	0.2	5	0	1.0
Haley Nichols	3-0	1.0	.000	.000	.000	0.0	0.0	0	0	0.0	3-0	1.0	.000	.000	.000	0.0	0.0	0	0	0.0
x-Macy Rippy	3-0	1.7	.000	.000	.000	0.0	0.0	0	0	0.0	23-0	3.8	.125	.000	.714	0.3	0.2	1	0	0.5

	Overall Statistics											Career Statistics										
SCORING	**FG**	**FGA**	**FG%**	**3FG**	**FGA**	**3PT%**	**FT**	**FTA**	**FT%**	**PTS**	**PTS/G**	**FG**	**FGA**	**FG%**	**3FG**	**FGA**	**3PT%**	**FT**	**FTA**	**FT%**	**PTS**	**PTS/G**
Chelsey Perry	117	225	.520	23	54	.426	77	94	.819	334	25.7	686	1445	.475	117	315	.371	350	418	.837	1839	16.6
Dasia Young	45	99	.455	8	25	.320	16	26	.615	114	8.8	116	268	.433	22	65	.338	53	85	.624	307	7.0
Seygan Robins	35	79	.443	21	49	.429	10	13	.769	101	7.8	35	79	.443	21	49	.429	10	13	.769	101	7.8
Maddie Waldrop	39	81	.481	7	25	.280	12	21	.571	97	7.5	309	678	.456	58	192	.302	241	331	.728	917	8.5
Paige Pipkin	25	68	.368	9	33	.273	7	11	.636	66	6.0	29	84	.345	9	40	.225	7	11	.636	74	5.3
Zaire Hicks	10	22	.455	2	8	.250	1	2	.500	23	3.8	145	411	.353	59	190	.311	62	89	.697	411	5.7
Hayley Harrison	9	23	.391	7	13	.538	8	10	.800	33	3.7	9	23	.391	7	13	.538	8	10	.800	33	3.7
Demi Burdick	18	43	.419	0	3	.000	1	2	.500	37	3.4	109	246	.443	11	54	.204	29	48	.604	258	3.0
Damiah Griffin	20	31	.645	0	2	.000	2	5	.400	42	3.2	172	372	.462	18	63	.286	84	111	.757	446	7.8
Kyannah Grant	8	18	.444	7	14	.500	4	4	1.000	27	2.5	92	220	.418	41	116	.353	51	64	.797	276	4.2
Sade' Hudson	9	31	.290	3	10	.300	10	12	.833	31	2.4	74	227	.326	12	65	.185	42	67	.627	202	3.7
Raegan Johnson	3	9	.333	0	0	.000	7	10	.700	13	1.4	10	28	.357	0	0	.000	9	14	.643	29	1.0
Haley Nichols	0	1	.000	0	0	.000	0	0	.000	0	0.0	0	1	.000	0	0	.000	0	0	.000	0	0.0
x-Macy Rippy	0	1	.000	0	1	.000	0	0	.000	0	0.0	3	24	.125	0	14	.000	5	7	.714	11	0.5

	Overall Statistics									Career Statistics								
TOTALS	**ORB**	**DRB**	**TOTAL**	**PF**	**FO**	**A**	**TO**	**A/TO**	**Hi Pts**	**ORB**	**DRB**	**TOTAL**	**PF**	**FO**	**A**	**TO**	**A/TO**	**Hi Pts**
Chelsey Perry	21	83	104	31	0	26	25	1.0	334	200	529	729	344	16	174	239	0.7	1839
Dasia Young	21	46	67	34	0	32	20	1.6	114	70	89	159	119	4	77	64	1.2	307
Seygan Robins	5	18	23	23	0	51	41	1.2	101	5	18	23	23	0	51	41	1.2	101
Maddie Waldrop	11	67	78	30	1	32	14	2.3	97	199	527	726	275	10	195	179	1.1	917
Paige Pipkin	5	26	31	15	0	30	19	1.6	66	6	28	34	19	0	38	27	1.4	74
Zaire Hicks	2	4	6	10	0	5	6	0.8	23	44	81	125	116	4	115	76	1.5	411
Hayley Harrison	3	11	14	14	0	6	11	0.5	33	3	11	14	14	0	6	11	0.5	33
Demi Burdick	5	25	30	7	0	8	10	0.8	37	60	140	200	99	0	53	62	0.9	258
Damiah Griffin	6	15	21	10	1	3	7	0.4	42	76	124	200	109	5	36	66	0.5	446
Kyannah Grant	1	11	12	2	0	17	9	1.9	27	25	66	91	81	2	148	115	1.3	276
Sade' Hudson	2	13	15	14	0	9	11	0.8	31	28	50	78	91	1	57	65	0.9	202
Raegan Johnson	2	4	6	8	0	3	3	1.0	13	9	20	29	16	0	6	9	0.7	29
Haley Nichols	0	0	0	1	0	0	0	0.0	0	0	0	0	1	0	0	0	0.0	0
x-Macy Rippy	0	0	0	0	0	0	1	0.0	0	1	6	7	9	0	5	8	0.6	11

SEASON/OVC **STATISTICS**

	Overall Statistics											OVC Statistics										
SUMMARY	**GP**	**GS**	**Min/G**	**FG%**	**3PT%**	**FT%**	**R/G**	**A/G**	**STL**	**BLK**	**PTS/G**	**GP**	**GS**	**Min/G**	**FG%**	**3PT%**	**FT%**	**R/G**	**A/G**	**STL**	**BLK**	**PTS/G**
Chelsey Perry	13	13	33.8	.520	.426	.819	8.0	2.0	17	25	25.7	10	10	33.2	.518	.421	.829	7.9	2.3	13	20	25.1
Dasia Young	13	13	29.6	.455	.320	.615	5.2	2.5	14	5	8.8	10	10	30.4	.446	.278	.684	5.5	2.6	14	4	9.2
Seygan Robins	13	13	31.4	.443	.429	.769	1.8	3.9	13	1	7.8	10	10	32.1	.410	.415	.778	1.8	4.0	10	1	7.4
Maddie Waldrop	13	13	26.3	.481	.280	.571	6.0	2.5	6	5	7.5	10	10	25.6	.500	.350	.625	5.8	2.5	4	3	8.5
Paige Pipkin	11	10	23.6	.368	.273	.636	2.8	2.7	15	4	6.0	10	9	23.2	.371	.267	.600	2.9	2.8	14	4	5.7
Zaire Hicks	6	0	13.3	.455	.250	.500	1.0	0.8	3	1	3.8	5	0	12.8	.412	.286	.000	1.0	1.0	3	1	3.2
Hayley Harrison	9	3	14.9	.391	.538	.800	1.6	0.7	4	3	3.7	6	1	12.3	.500	.556	1.000	1.7	0.7	2	2	3.2
Demi Burdick	11	0	12.6	.419	.000	.500	2.7	0.7	3	1	3.4	8	0	12.4	.421	.000	.500	2.8	0.6	3	1	4.1
Damiah Griffin	13	0	8.4	.645	.000	.400	1.6	0.2	3	2	3.2	10	0	8.2	.615	.000	.400	1.8	0.1	3	2	3.4
Kyannah Grant	11	0	11.8	.444	.500	1.000	1.1	1.5	3	2	2.5	10	0	12.7	.471	.500	1.000	1.2	1.7	3	2	2.7
Sade' Hudson	13	0	10.1	.290	.300	.833	1.2	0.7	5	0	2.4	10	0	7.9	.389	.286	1.000	1.1	0.4	3	0	1.8
Raegan Johnson	9	0	3.9	.333	.000	.700	0.7	0.3	2	0	1.4	7	0	3.9	.167	.000	.700	0.4	0.4	2	0	1.3
x-Macy Rippy	3	0	1.7	.000	.000	.000	0.0	0.0	0	0	0.0	2	0	0.0	.000	.000	.000	0.0	0.0	0	0	0.0
Haley Nichols	3	0	1.0	.000	.000	.000	0.0	0.0	0	0	0.0	3	0	1.0	.000	.000	.000	0.0	0.0	0	0	0.0
Total.....	**13**			**.462**	**.367**	**.738**	**35.2**	**17.1**	**88**	**49**	**70.6**	**10**			**.463**	**.369**	**.760**	**36.1**	**18.1**	**74**	**40**	**71.5**
Opponents.....	**13**			**.372**	**.323**	**.712**	**35.2**	**11.6**	**87**	**25**	**61.6**	**10**			**.344**	**.298**	**.699**	**34.6**	**10.9**	**62**	**19**	**55.3**

	Overall Statistics											OVC Statistics										
SCORING	**FG**	**FGA**	**FG%**	**3FG**	**FGA**	**3PT%**	**FT**	**FTA**	**FT%**	**PTS**	**PTS/G**	**FG**	**FGA**	**FG%**	**3FG**	**FGA**	**3PT%**	**FT**	**FTA**	**FT%**	**PTS**	**PTS/G**
Chelsey Perry	117	225	.520	23	54	.426	77	94	.819	334	25.7	86	166	.518	16	38	.421	63	76	.829	251	25.1
Dasia Young	45	99	.455	8	25	.320	16	26	.615	114	8.8	37	83	.446	5	18	.278	13	19	.684	92	9.2
Seygan Robins	35	79	.443	21	49	.429	10	13	.769	101	7.8	25	61	.410	17	41	.415	7	9	.778	74	7.4
Maddie Waldrop	39	81	.481	7	25	.280	12	21	.571	97	7.5	34	68	.500	7	20	.350	10	16	.625	85	8.5
Paige Pipkin	25	68	.368	9	33	.273	7	11	.636	66	6.0	23	62	.371	8	30	.267	3	5	.600	57	5.7
Zaire Hicks	10	22	.455	2	8	.250	1	2	.500	23	3.8	7	17	.412	2	7	.286	0	0	.000	16	3.2
Hayley Harrison	9	23	.391	7	13	.538	8	10	.800	33	3.7	6	12	.500	5	9	.556	2	2	1.000	19	3.2
Demi Burdick	18	43	.419	0	3	.000	1	2	.500	37	3.4	16	38	.421	0	1	.000	1	2	.500	33	4.1
Damiah Griffin	20	31	.645	0	2	.000	2	5	.400	42	3.2	16	26	.615	0	2	.000	2	5	.400	34	3.4
Kyannah Grant	8	18	.444	7	14	.500	4	4	1.000	27	2.5	8	17	.471	7	14	.500	4	4	1.000	27	2.7
Sade' Hudson	9	31	.290	3	10	.300	10	12	.833	31	2.4	7	18	.389	2	7	.286	2	2	1.000	18	1.8
Raegan Johnson	3	9	.333	0	0	.000	7	10	.700	13	1.4	1	6	.167	0	0	.000	7	10	.700	9	1.3
x-Macy Rippy	0	1	.000	0	1	.000	0	0	.000	0	0.0	0	0	.000	0	0	.000	0	0	.000	0	0.0
Haley Nichols	0	1	.000	0	0	.000	0	0	.000	0	0.0	0	1	.000	0	0	.000	0	0	.000	0	0.0
Total.....	**338**	**731**	**.462**	**87**	**237**	**.367**	**155**	**210**	**.738**	**918**	**70.6**	**266**	**575**	**.463**	**69**	**187**	**.369**	**114**	**150**	**.760**	**715**	**71.5**
Opponents.....	**280**	**752**	**.372**	**90**	**279**	**.323**	**151**	**212**	**.712**	**801**	**61.6**	**192**	**558**	**.344**	**62**	**208**	**.298**	**107**	**153**	**.699**	**553**	**55.3**

	Overall Statistics									OVC Statistics								
TOTALS	**ORB**	**DRB**	**TOTAL**	**PF**	**FO**	**A**	**TO**	**A/TO**	**Hi Pts**	**ORB**	**DRB**	**TOTAL**	**PF**	**FO**	**A**	**TO**	**A/TO**	**Hi Pts**
Chelsey Perry	21	83	104	31	0	26	25	1.0	36	15	64	79	21	0	23	18	1.3	36
Dasia Young	21	46	67	34	0	32	20	1.6	22	20	35	55	25	0	26	17	1.5	22
Seygan Robins	5	18	23	23	0	51	41	1.2	18	4	14	18	17	0	40	28	1.4	18
Maddie Waldrop	11	67	78	30	1	32	14	2.3	21	7	51	58	20	1	25	10	2.5	21
Paige Pipkin	5	26	31	15	0	30	19	1.6	14	5	24	29	13	0	28	14	2.0	14
Zaire Hicks	2	4	6	10	0	5	6	0.8	9	2	3	5	9	0	5	5	1.0	9
Hayley Harrison	3	11	14	14	0	6	11	0.5	14	2	8	10	8	0	4	5	0.8	14
Demi Burdick	5	25	30	7	0	8	10	0.8	8	2	20	22	5	0	5	7	0.7	8
Damiah Griffin	6	15	21	10	1	3	7	0.4	8	6	12	18	10	1	1	4	0.3	8
Kyannah Grant	1	11	12	2	0	17	9	1.9	9	1	11	12	2	0	17	8	2.1	9
Sade' Hudson	2	13	15	14	0	9	11	0.8	9	2	9	11	12	0	4	5	0.8	6
Raegan Johnson	2	4	6	8	0	3	3	1.0	4	2	1	3	5	0	3	2	1.5	3
x-Macy Rippy	0	0	0	0	0	0	1	0.0	0	0	0	0	0	0	0	0	0.0	0
Haley Nichols	0	0	0	1	0	0	0	0.0	0	0	0	0	1	0	0	0	0.0	0
Total.....	**103**	**354**	**457**	**199**	**2**	**222**	**183**	**1.2**	**80**	**85**	**276**	**361**	**148**	**2**	**181**	**127**	**1.4**	**80**
Opponents.....	**144**	**313**	**457**	**215**	**-**	**151**	**202**	**0.7**	**96**	**108**	**238**	**346**	**160**	**4**	**109**	**167**	**0.7**	**72**

OVC **STATISTICS**

RECORD:	OVERALL	HOME	AWAY	NEUTRAL
ALL GAMES	10-3	5-0	5-3	0-0
CONFERENCE	9-1	5-0	4-1	0-0
NON-CONFERENCE	1-2	0-0	1-2	0-0

						TOTAL			3-PTS			FREE THROWS			REBOUNDS											
##	Player	GP	GS	Min	Avg	FG	FGA	Pct	3FG	FGA	Pct	FT	FTA	Pct	Off	Def	Tot	Avg	PF	FO	A	TO	Blk	Stl	Pts	Avg
20	Chelsey Perry	10	10	332	33.2	86	166	.518	16	38	.421	63	76	.829	15	64	79	7.9	21	0	23	18	20	13	251	25.1
11	Dasia Young	10	10	304	30.4	37	83	.446	5	18	.278	13	19	.684	20	35	55	5.5	25	0	26	17	4	14	92	9.2
21	Maddie Waldrop	10	10	256	25.6	34	68	.500	7	20	.350	10	16	.625	7	51	58	5.8	20	1	25	10	3	4	85	8.5
05	Seygan Robins	10	10	321	32.1	25	61	.410	17	41	.415	7	9	.778	4	14	18	1.8	17	0	40	28	1	10	74	7.4
35	Paige Pipkin	10	9	232	23.2	23	62	.371	8	30	.267	3	5	.600	5	24	29	2.9	13	0	28	14	4	14	57	5.7
13	Demi Burdick	8	0	99	12.4	16	38	.421	0	1	.000	1	2	.500	2	20	22	2.8	5	0	5	7	1	3	33	4.1
22	Damiah Griffin	10	0	82	8.2	16	26	.615	0	2	.000	2	5	.400	6	12	18	1.8	10	1	1	4	2	3	34	3.4
14	Zaire Hicks	5	0	64	12.8	7	17	.412	2	7	.286	0	0	.000	2	3	5	1.0	9	0	5	5	1	3	16	3.2
23	Hayley Harrison	6	1	74	12.3	6	12	.500	5	9	.556	2	2	1.000	2	8	10	1.7	8	0	4	5	2	2	19	3.2
31	Kyannah Grant	10	0	127	12.7	8	17	.471	7	14	.500	4	4	1.000	1	11	12	1.2	2	0	17	8	2	3	27	2.7
02	Sade' Hudson	10	0	79	7.9	7	18	.389	2	7	.286	2	2	1.000	2	9	11	1.1	12	0	4	5	0	3	18	1.8
10	Raegan Johnson	7	0	27	3.9	1	6	.167	0	0	.000	7	10	.700	2	1	3	0.4	5	0	3	2	0	2	9	1.3
44	Haley Nichols	3	0	3	1.0	0	1	.000	0	0	.000	0	0	.000	0	0	0	0.0	1	0	0	0	0	0	0	0.0
03	x-Macy Rippy	2	0	0	0.0	0	0	.000	0	0	.000	0	0	.000	0	0	0	0.0	0	0	0	0	0	0	0	0.0
TM	TEAM.....														17	24	41	4.1	0			4			0	
	Total.....	**10**				**266**	**575**	**.463**	**69**	**187**	**.369**	**114**	**150**	**.760**	**85**	**276**	**361**	**36.1**	**148**	**2**	**181**	**127**	**40**	**74**	**715**	**71.5**
	Opponents.....	**10**				**192**	**558**	**.344**	**62**	**208**	**.298**	**107**	**153**	**.699**	**108**	**238**	**346**	**34.6**	**160**	**-**	**109**	**167**	**19**	**62**	**553**	**55.3**

x-Inactive player

Team Statistics	UTM	OPP
SCORING	715	553
Points per game	71.5	55.3
Scoring margin	+16.2	-
FIELD GOALS-ATT	266-575	192-558
Field goal pct	.463	.344
3 POINT FG-ATT	69-187	62-208
3-point FG pct	.369	.298
3-pt FG made per game	6.9	6.2
FREE THROWS-ATT	114-150	107-153
Free throw pct	.760	.699
F-Throws made per game	11.4	10.7
REBOUNDS	361	346
Rebounds per game	36.1	34.6
Rebounding margin	+1.5	-
ASSISTS	181	109
Assists per game	18.1	10.9
TURNOVERS	127	167
Turnovers per game	12.7	16.7
Turnover margin	+4.0	-
Assist/turnover ratio	1.4	0.7
STEALS	74	62
Steals per game	7.4	6.2
BLOCKS	40	19
Blocks per game	4.0	1.9
ATTENDANCE	1661	1314
Home games-Avg/Game	5-332	5-263
Neutral site-Avg/Game	-	0-0

	Date	Opponent		Score	Attend
*	12/18/20	at Southeast Missouri	W	61-58	274
*	12/30/20	at Jacksonville State	L	67-72	430
*	01/07/21	at Tennessee State	W	80-39	113
*	01/14/21	AUSTIN PEAY	W	69-53	375
*	01/16/21	MURRAY STATE	W	78-71	294
*	01/21/21	at Eastern Kentucky	W	65-39	275
*	01/23/21	at Morehead State	W	80-63	222
*	01/26/21	BELMONT	W	66-63	342
*	01/28/21	EASTERN ILLINOIS	W	70-50	358
*	01/30/21	SIUE	W	79-45	292

Score By Periods:	1st	2nd	3rd	4th	Total
UT Martin	159	165	204	187	715
Opponents	122	126	160	145	553

SEASON **STATISTICS**

RECORD:	OVERALL	HOME	AWAY	NEUTRAL
ALL GAMES	10-3	5-0	5-3	0-0
CONFERENCE	9-1	5-0	4-1	0-0
NON-CONFERENCE	1-2	0-0	1-2	0-0

						TOTAL			3-PTS			FREE THROWS			REBOUNDS											
##	Player	GP	GS	Min	Avg	FG	FGA	Pct	3FG	FGA	Pct	FT	FTA	Pct	Off	Def	Tot	Avg	PF	FO	A	TO	Blk	Stl	Pts	Avg
20	Chelsey Perry	13	13	439	33.8	117	225	.520	23	54	.426	77	94	.819	21	83	104	8.0	31	0	26	25	25	17	334	25.7
11	Dasia Young	13	13	385	29.6	45	99	.455	8	25	.320	16	26	.615	21	46	67	5.2	34	0	32	20	5	14	114	8.8
05	Seygan Robins	13	13	408	31.4	35	79	.443	21	49	.429	10	13	.769	5	18	23	1.8	23	0	51	41	1	13	101	7.8
21	Maddie Waldrop	13	13	342	26.3	39	81	.481	7	25	.280	12	21	.571	11	67	78	6.0	30	1	32	14	5	6	97	7.5
35	Paige Pipkin	11	10	260	23.6	25	68	.368	9	33	.273	7	11	.636	5	26	31	2.8	15	0	30	19	4	15	66	6.0
14	Zaire Hicks	6	0	80	13.3	10	22	.455	2	8	.250	1	2	.500	2	4	6	1.0	10	0	5	6	1	3	23	3.8
23	Hayley Harrison	9	3	134	14.9	9	23	.391	7	13	.538	8	10	.800	3	11	14	1.6	14	0	6	11	3	4	33	3.7
13	Demi Burdick	11	0	139	12.6	18	43	.419	0	3	.000	1	2	.500	5	25	30	2.7	7	0	8	10	1	3	37	3.4
22	Damiah Griffin	13	0	109	8.4	20	31	.645	0	2	.000	2	5	.400	6	15	21	1.6	10	1	3	7	2	3	42	3.2
31	Kyannah Grant	11	0	130	11.8	8	18	.444	7	14	.500	4	4	1.000	1	11	12	1.1	2	0	17	9	2	3	27	2.5
02	Sade' Hudson	13	0	131	10.1	9	31	.290	3	10	.300	10	12	.833	2	13	15	1.2	14	0	9	11	0	5	31	2.4
10	Raegan Johnson	9	0	35	3.9	3	9	.333	0	0	.000	7	10	.700	2	4	6	0.7	8	0	3	3	0	2	13	1.4
03	x-Macy Rippy	3	0	5	1.7	0	1	.000	0	1	.000	0	0	.000	0	0	0	0.0	0	0	0	1	0	0	0	0.0
44	Haley Nichols	3	0	3	1.0	0	1	.000	0	0	.000	0	0	.000	0	0	0	0.0	1	0	0	0	0	0	0	0.0
TM	TEAM.....														19	31	50	3.8	0			6			0	
	Total.....	**13**				**338**	**731**	**.462**	**87**	**237**	**.367**	**155**	**210**	**.738**	**103**	**354**	**457**	**35.2**	**199**	**2**	**222**	**183**	**49**	**88**	**918**	**70.6**
	Opponents.....	**13**				**280**	**752**	**.372**	**90**	**279**	**.323**	**151**	**212**	**.712**	**144**	**313**	**457**	**35.2**	**215**	**-**	**151**	**202**	**25**	**87**	**801**	**61.6**

x-Inactive player

Team Statistics	UTM	OPP
SCORING	918	801
Points per game	70.6	61.6
Scoring margin	+9.0	-
FIELD GOALS-ATT	338-731	280-752
Field goal pct	.462	.372
3 POINT FG-ATT	87-237	90-279
3-point FG pct	.367	.323
3-pt FG made per game	6.7	6.9
FREE THROWS-ATT	155-210	151-212
Free throw pct	.738	.712
F-Throws made per game	11.9	11.6
REBOUNDS	457	457
Rebounds per game	35.2	35.2
Rebounding margin	+0.0	-
ASSISTS	222	151
Assists per game	17.1	11.6
TURNOVERS	183	202
Turnovers per game	14.1	15.5
Turnover margin	+1.5	-
Assist/turnover ratio	1.2	0.7
STEALS	88	87
Steals per game	6.8	6.7
BLOCKS	49	25
Blocks per game	3.8	1.9
ATTENDANCE	1661	6965
Home games-Avg/Game	5-332	8-871
Neutral site-Avg/Game	-	0-0

	Date	Opponent		Score	Attend
	12/06/20	at #5 Louisville	L	67-85	2709
	12/08/20	at Samford	W	75-67	188
*	12/18/20	at Southeast Missouri	W	61-58	274
*	12/30/20	at Jacksonville State	L	67-72	430
	01/05/21	at #2 Louisville	L	61-96	2754
*	01/07/21	at Tennessee State	W	80-39	113
*	01/14/21	AUSTIN PEAY	W	69-53	375
*	01/16/21	MURRAY STATE	W	78-71	294
*	01/21/21	at Eastern Kentucky	W	65-39	275
*	1/23/21	at Morehead State	W	80-63	222
*	01/26/21	BELMONT	W	66-63	342
*	01/28/21	EASTERN ILLINOIS	W	70-50	358
*	01/30/21	SIUE	W	79-45	292

Score By Periods:	1st	2nd	3rd	4th	Total
UT Martin	202	210	270	236	918
Opponents	178	201	226	196	801

RADIO/TV **CALL SHEET**

0

EMMA DAVIS
G • 5-10 • Junior
Harrodsburg, Ky.

2

SADE' HUDSON
G • 5-8 • Junior
Memphis, Tenn.

5

SEYGAN ROBINS
G • 5-8 • R-Sophomore
Harrodsburg, Ky.

10

RAEGAN JOHNSON
F • 6-2 • Sophomore
Martin, Tenn.

11

DASIA YOUNG
F • 5-11 • Sophomore
Jonesboro, Ark.

13

DEMI BURDICK
F • 6-2 • Senior
Marshall, Ill.

14

ZAIRE HICKS
G • 5-7 • R-Junior
Memphis, Tenn.

20

CHELSEY PERRY
F • 6-2 • Senior
Middleton, Tenn.

21

MADDIE WALDROP
F • 6-2 • Senior
Murray, Ky.

22

DAMIAH GRIFFIN
F • 6-0 • R-Junior
Memphis, Tenn.

23

HAYLEY HARRISON
G/F • 5-10 • R-Freshman
Nicholasville, Ky.

31

KYANNAH GRANT
G • 5-7 • Junior
Choctaw, Miss.

35

PAIGE PIPKIN
G • 5-10 • R-Junior
Henderson, Tenn.

44

HALEY NICHOLS
F • 6-0 • Freshman
Avon, Ind.

COACHING STAFF

KEVIN McMILLAN
HEAD COACH
12th Season

WILLIE TREVATHAN
ASSISTANT COACH
First Season

JASMINE NEWSOME
ASSISTANT COACH
Sixth Season

DAVID HART
ASSISTANT COACH
10th Season

KELSEY JOHNSON
GRADUATE ASSISTANT
Second Season

DARBY MAGGARD
GRADUATE ASSISTANT
First Season

STACIE EVANS
DIR. OF OPERATIONS
11th Season