

# ***UT MARTIN SKYHAWKS***



## ***WOMEN'S BASKETBALL 2019-20 MEDIA GUIDE***



# UT MARTIN SKYHAWKS

## BY THE NUMBERS

1

WNBA PLAYER

4

WBB HALL OF FAME  
MEMBERS

3

ALL-AMERICANS

5

OVC PLAYERS  
OF THE YEAR

8

POSTSEASON  
APPEARANCES

18

ALL OVC  
1ST TEAM SELECTIONS

4

OVC TOURNAMENT  
CHAMPIONSHIPS

5

OVC SEASON  
CHAMPIONSHIPS





# UT MARTIN SKYHAWKS

## WOMENS BASKETBALL



### SCHOOL INFORMATION

<b>Name of School:</b>	University of Tennessee at Martin (UT Martin)
<b>Location:</b>	Martin, Tenn.
<b>Founded:</b>	1900, Senior College 1951
<b>Enrollment:</b>	7,296
<b>Nickname:</b>	Skyhawks
<b>Colors:</b>	Navy Blue and Orange
<b>Stadium:</b>	Kathleen and Tom Elam Center (Skyhawk Arena)
<b>Capacity:</b>	4,300
<b>Affiliation:</b>	NCAA Division I
<b>Conference:</b>	Ohio Valley
<b>Chancellor:</b>	Dr. Keith Carver
<b>Director of Athletics:</b>	Kurt McGuffin

### TEAM INFORMATION

<b>2018-19 Overall Record:</b>	23-9	<b>H:</b> 14-1	<b>A:</b> 7-7	<b>N:</b> 2-1
<b>2018-19 Conference Finish:</b>	13-5 (2nd)	<b>H:</b> 8-1	<b>A:</b> 5-4	
<b>Postseason:</b>	OVC Basketball Championship Finals			
<b>Players Returning/Lost</b>	12/3			
<b>Starters Returning/Lost</b>	4/1			
<b>Newcomers</b>	4			

### PROGRAM HISTORY

<b>First Year of Women's Basketball:</b>	1969
<b>All-Time Record:</b>	632-730
<b>All-Time OVC Record:</b>	241-217
<b>All-Time OVC Tournament Record:</b>	23-15
<b>OVC Tournament Appearances:</b>	18
<b>Last OVC Tournament Appearance:</b>	2019
<b>OVC Championships:</b>	5 (1999, 2012, 2014, 2015, 2016)
<b>OVC Tournament Titles:</b>	4 (2010-11, 2011-12, 2012-13, 2013-14)
<b>NCAA Tournament:</b>	4 (2010-11, 2011-12, 2012-13, 2013-14)
<b>Women's NIT:</b>	4 (1998-99, 2014-15, 2016-17, 2017-18)

### COACHING STAFF

<b>Head Coach:</b>	Kevin McMillan
<b>Alma Mater:</b>	Rhodes, 1989
<b>Career Record (yrs):</b>	196-126 (11th season)
<b>Record at UT Martin (yrs):</b>	Same
<b>Assistant Coach:</b>	David Russell, Union (1975), 10th season
<b>Assistant Coach:</b>	Jasmine Newsome, UT Martin (2014), 5th season
<b>Assistant Coach:</b>	David Hart, UT Martin (2014), 9th season
<b>Graduate Assistant:</b>	Kelsey Johnson, Bridgewater State (2016), 1st season
<b>Director of Operations:</b>	Stacie Evans, UT Martin (2004), 10th season

### SPORTS INFORMATION

<b>Women's Basketball Contact:</b>	Alex Boggis, Asst. SID
<b>Phone:</b>	O:(731) 881-7694 / C:(618) 357-1536
<b>Email:</b>	daboggis@utm.edu
<b>SID Fax:</b>	(731) 881-7624
<b>Press Box Phone:</b>	(731) 881-7694
<b>SID Mailing Address:</b>	1022 Elam Center, 15 Mount Pelia Road Martin, Tenn. 38238
<b>Website:</b>	www.UTMSports.com
<b>Social Media Handles:</b>	@UTMSports

## TABLE OF CONTENTS

### INSIDE THE GUIDE

UT Martin By The Numbers .....	2
Quick Facts .....	3
Media Information .....	4

### THIS IS UT MARTIN

Game Day at the Elam Center .....	6-7
Elam Center/Skyhawk Arena .....	8-9
Skyhawk Locker Room .....	10-11
Skyhawk Team Room .....	12-13
Strength and Conditioning .....	14-15
Notable Alumni .....	16
OVC Academic Awards .....	17
Skyhawk Radio Network .....	18

### COACHING/AND SUPPORT STAFF

Head Coach Kevin McMillan .....	20-23
Assistant Coaches .....	24-27
Support Staff .....	28-29

### MEET THE SKYHAWKS

2019-20 Rosters .....	31
Player Bios .....	32-48

### 2019-20 SEASON PREVIEW

Season Outlook .....	50-51
Opponents .....	52-55

### 2018-19 IN REVIEW

2018-19 Recap .....	57
Season In Photo .....	58
Statistics .....	59-63
Game-by-Game Recaps .....	64-69

### PROGRAM RECORD BOOK

Conference Players of the Year .....	72-73
Skyhawks of Distinction .....	74-75
UT Martin Hall of Fame .....	76-77
1,000 Point Scorers .....	78-79
Pat Head Summitt .....	80
Record Book .....	81-91
All-Time Series Results .....	92-97
Year-by-Year Results .....	98-106
Coaching History/Conference Standings .....	107-108
Year-by-Year Statistics .....	109
In-Season Tournaments/Conference Tournaments .....	110-111
All-Time Numerical/All-Time Roster .....	112-113
Hall of Champions .....	114-121

Ohio Valley Conference .....	122-125
Kurt McGuffin, Director of Athletics .....	126
Radio/TV Call Sheet .....	127

### CREDITS

The 2019-20 UT Martin Women's Media Guide was written and produced by assistant sports information director Alex Boggis using Adobe InDesign CC 2015. Photos by Nathan Morgan, Steven Manfilla, Raffe Lazarian, Trevor Ruszkowski, Alex Boggis, Jake Rogers and Ryne Rickman. Layout designs/covers by Alex Boggis.

The University of Tennessee at Martin does not discriminate on the basis of race, sex, color, religion, national origin, age, disability or veteran status in provision of educational opportunities or employment opportunities and benefits. UT Martin does not discriminate on the basis of sex or disability in the education programs and activities which it operates, pursuant to requirements of Title VI of the Civil Rights Act of 1964 as codified in 42 U.S.C. 2000D; Title IX of the Educational Amendments of 1972, Public Law 92-318; Section 504 of the Rehabilitation Act of 1973, Public Law 93-112; the Americans with Disabilities Act of 1990, Public Law 101-336; and the Age Discrimination in Employment Act. This policy extends to both employment by and admission to the university. Inquiries concerning Title VI, Title IX, Section 504, the Americans with Disabilities Act, and the Age Discrimination in Employment Act should be directed to the Office of Equity and Diversity, 240 Gooch Hall, UT Martin, Martin, TN 38238-5002, 731-881-7202. Charges of violation of the above policy also should be directed to the Equity and Diversity Officer. E05-0416-00-016-20



# MEDIA INFORMATION



**RYNE RICKMAN**  
Sports Information Director

Men's Basketball, Volleyball, Golf, Rifle,  
Baseball, Women's Tennis, Rodeo and  
Equestrian

**OFFICE PHONE:** 731-881-7632

**CELL PHONE:** 270-703-2601

**EMAIL:** RRICMAN@UTM.EDU



**ALEX BOGGIS**  
Assistant Sports  
Information Director

Football, Women's Basketball, Soccer,  
Softball, Cross Country and Track

**OFFICE PHONE:** 731-881-7694

**CELL PHONE:** 618-357-1536

**EMAIL:** DABOGGIS@UTM.EDU



Office Fax: 731-881-7624  
Web Site: UTMSports.com  
Facebook: /UTMSports  
Twitter: @UTMSports  
Twitter: @UTM\_Gameday  
Instagram: UTMSports

Mailing Address:  
UT Martin Sports  
Information  
1022 Elam Center  
Martin, TN 38238

## INTERVIEW POLICIES

Media interviews with players and coaches are encouraged, and every effort will be made to accommodate media requests. In-person interviews are preferred. Telephone interviews can be arranged through the sports information office. The best time to reach head coach Kevin McMillan is weekdays between 9 a.m.-11 a.m.

## POSTGAME AVAILABILITIES

Players and coaches will be available for interviews at the conclusion of each game. Media will be provided full stat packages upon completion of each game. Skyhawk head coach Kevin McMillan and selected players will be made available upon request. Requests for players will be taken near the end of each game. Space will be made available following post game interviews for filing stories.

## CREDENTIALS

Requests for season or single-game working media credentials may be made through Alex Boggis and the Sports Information Office by e-mail or fax (731) 881-7624. Passes may be picked up in advance at the Sports Information Office or on game day at the will call window at the Kathleen and Tom Elam Center.

## PRESS ROW

The Kathleen and Tom Elam Center pressrow is located on the east side of the arena floor. Internet access is available throughout the Elam Center, if your needs require a hard line, please let a member of the sports information staff know so that postgame accommodations may be made. Media parking is on the north end of the Elam Center off Mt. Pelia Road.

## ON THE WEB

A wealth of resources for the UT Martin sports information department can be found at [www.UTMSports.com](http://www.UTMSports.com), powered by SIDEARM Sports. The site features updated schedules, rosters, player information, scores and statistics.

## SKYHAWKS IN PRINT

The name of our institution is The University of Tennessee at Martin and if abbreviated, should be referred to as UT Martin. The University of Tennessee at Martin should be used as the first reference in a news story. UT Martin should be used in subsequent references and UTM is acceptable in headlines. Tennessee-Martin, UT-Martin, UT or Martin should never be used. The description Skyhawks should be used to represent all UT Martin athletic teams. Lady-Skyhawks or Hawks should never be used.

SPORTS INSIDE ATHLETICS SKYHAWK CLUB TICKETS SKYHAWK MEDIA FAN ZONE

ANNUAL ATHLETIC AWARDS ANNOUNCED AT 2016 UTM'S PRESENTED BY LEADERS CREDIT UNION

SKYHAWK ATHLETICS LAUNCHES NEW AND IMPROVED WEBSITE POWERED BY SIDEARM SPORTS

SINGLE GRID ARCHIVES





THIS IS  
UT MARTIN







# GAME DAY AT THE ELAM CENTER IS THE PLACE TO BE!

Fans of the Ohio Valley Conference have come to know the Elam Center as one of the toughest places to play in the league.

While the fast-paced action on the court is the reason that fans fill the Elam Center each game, it's far from the only attraction.

Fans can take advantage of a number of activities before the action starts, such as "Courtside Dining" or waiting for an autograph from their favorite Skyhawk after the game.

GAME DAY AT THE ELAM CENTER • 2019-20 WOMEN'S BASKETBALL





# ELAM CENTER SKYHAWK ARENA

Skyhawk Arena has been the full time home of the UT Martin women's basketball team since the 1995-96 season.

The floor in Skyhawk Arena is named for Hall of Fame UT Martin women's basketball alum Pat Head Summitt, who played her collegiate basketball at UT Martin before becoming the winningest basketball coach in the NCAA.

Skyhawk Arena is part of the Kathleen and Tom Elam Center where everything a student-athlete needs can be found: team locker room, Nadine Gearin team room and lounge, training room and weight room.









# UNIVERSITY OF TENNESSEE WOMEN'S BASKETBALL





# TENNESSEE MARTIN BASKETBALL



SKYHAWK LOCKER ROOM • 2019-20 WOMEN'S BASKETBALL

## ELAM CENTER LOCKER ROOM

Just steps from the Pat Head Summitt Court, the Skyhawks home locker room features state-of-the-art lockers, along with electronic hubs and team areas for both studies and relaxation.









# ELAM CENTER TEAM ROOM

Just steps from the Pat Head Summitt Court, the Skyhawks home locker room features state-of-the-art lockers, along with electronic hubs and team areas for both studies and relaxation.




# STRENGTH AND

## Mission Statement


The mission of the UTM Skyhawk Strength and Conditioning program is to maximize the potential of the Student-Athletes by teaching work ethic, team values, discipline, and leadership.

The number one goal is to create a safe environment for the Student-Athletes to excel at their sport through scientifically based strength and conditioning programs.

The Training programs are designed to increase the Athlete's strength, speed, agility, flexibility, conditioning, and explosiveness – all components in developing a complete collegiate athlete.



Olympic sport student-athletes train in the recently updated Fieldhouse weight room and adjacent multi-purpose room known as “the blue room”. The 3,500 square foot weight room’s renovation is highlighted by the Ecore Beast flooring that includes five inlay platforms highlighting UTM. In addition, updates included new Hammer Strength equipment, Eleiko barbells and a nutrition area to help support each Skyhawk athlete’s development. Continued upgrades are ongoing to provide UT Martin student-athletes the best possible environment to compete for championships and develop positive habits to live a healthy active lifestyle.





# CONDITIONING



## National Strength and Conditioning Association All-Americans

2015	Renate Meckl, Softball
2017	Carly Gonzales, Softball
2018	Savannah Dodson, Softball / Katelyn Colvin, Soccer



# NOTABLE ALUMNI



## —JERRY REESE

Former New York Giants  
Senior VP and General Manager

## PAT HEAD SUMMITT -

Tennessee Lady Vols  
Head Coach Emeritus



- Dr. Margaret Perry ('61) is chancellor emeritus of the University of Tennessee at Martin and was the first female head of a Tennessee four-year college or university.
- Dr. Shirley Raines ('67) is president of the University of Memphis.
- Dr. Nick Dunagan ('68) is chancellor emeritus of The University of Tennessee at Martin.
- Houston Gordon ('68) is a former UT Board of Trustees member and an attorney in Covington, Tenn.
- Dr. C. Pat Taylor ('68) is president of Southwest Baptist University in Missouri.
- Lin Dunn ('69) is the retired head coach for the Indiana Fever, winning a WNBA championship in 2012
- Leonard Hamilton ('71) is head coach of the Florida State University men's basketball team.
- Pat Summitt ('74) is head coach emeritus of the eight-time national champion Lady Vols basketball team.



## —LIN DUNN

Retired Indiana Fever  
Head Basketball Coach

## BILL RHODES -

Auto Zone  
Chairman, President and CEO



- Bill Rhodes ('87) is the chairman, president and CEO of AutoZone.
- Tasha Blakney ('96) is attorney and partner at Eldridge and Blakney, P.C., in Knoxville, Tenn.
- Trent Latta ('98) is principal and COO at Structural Affiliates International, Inc., in Nashville, Tenn.
- Dr. Amanda Raley Lowery ('02) is the first UT Martin engineering student to earn a doctoral degree and is a research associate in the Vanderbilt University Department of Biomedical Engineering.
- Jerry Reese ('87, '88) is senior vice president and general manager of the NFL's New York Giants.
- Charlie Neese ('92) is a meteorologist at News Channel 5 in Nashville.



# OVC ACADEMIC AWARDS

THE WINNERS ARE SELECTED FROM A GROUP OF NOMINEES BY OVC FACULTY ATHLETICS REPRESENTATIVES. TO BE ELIGIBLE, HONOREES MUST HAVE AT LEAST A 3.25 GPA AND CONDUCT THEMSELVES IN A MANNER WHICH HAS BROUGHT CREDIT TO THE STUDENT-ATHLETE, HIS OR HER INSTITUTION, INTERCOLLEGIATE ATHLETICS AND THE OHIO VALLEY CONFERENCE.

## UT MARTIN SCHOLAR-ATHLETES

1994-95	ANNA DAVIS	WOMEN'S TENNIS
	CAROLINE GROVES	WOMEN'S TENNIS
1996-97	KLAS BRUNSKOG	MEN'S TENNIS
	ANGELA OLSEN	WOMEN'S TENNIS
1997-98	ARTHUR CASTLE	MEN'S BASKETBALL
2001-02	KELLY PENDLETON	WOMEN'S BASKETBALL
2002-03	RACHEL AHLERS	VOLLEYBALL
2004-05	BRADY WAHLBERG	FOOTBALL
2005-06	CHAD MCMAHAN	FOOTBALL
2007-08	ANDREY YESIPOV	MEN'S TENNIS
2008-09	JAMIE FURSTENBERG	SOCCER
2009-10	CODY TERRY	BASEBALL
2010-11	JENNA MILLER	VOLLEYBALL
2011-12	LEAH TAYLOR	SOFTBALL
2012-13	HEATHER BUTLER	WOMEN'S BASKETBALL
2014-15	BEN REEVES	GOLF
	KATIE SCHUBERT	WOMEN'S BASKETBALL
2016-17	JOE MARTIN	RIFLE

Awarded each fall (but based on the prior year's achievements), the OVC Scholar-Athlete Award is the highest individual honor that can be earned by OVC student-athletes and it is given annually to three men and three women of junior or senior status who have accomplishments in both the classroom and athletic arena, as well as leadership qualities.



## COMMISSIONER'S HONOR ROLL

The OVC Commissioner's Honor Roll is presented annually to student-athletes who have at least a 3.25 GPA and who have been eligible and on the team throughout the competitive season in their chosen NCAA-sponsored sport or sports. Since joining the OVC in 1992, a total of 1,974 UT Martin student-athletes have been named to the prestigious list.

## OVC MEDAL OF HONOR

The OVC Medal of Honor is given annually to the student-athlete(s) who achieve the highest GPA (4.0) in a Conference-sponsored sport. Since joining the OVC in 1992, UT Martin student-athletes have claimed 267 Medals of Honor.

YEAR	TOTAL	YEAR	TOTAL	YEAR	TOTAL
1993-94	4	2001-02	7	2010-11	15
1994-95	4	2002-03	12	2011-12	16
1995-96	8	2003-04	11	2012-13	17
1996-97	8	2004-05	7	2013-14	22
1997-98	7	2005-06	8	2014-15	16
1998-99	5	2006-07	9	2015-16	8
1999-00	7	2007-08	13	2016-17	20
2000-01	6	2008-09	8	2017-18	17
		2009-10	12		

YEAR	TOTAL	YEAR	TOTAL
1993-94	48	2006-07	81
1994-95	62	2007-08	85
1995-96	68	2008-09	73
1996-97	41	2009-10	70
1997-98	38	2010-11	93
1998-99	52	2011-12	114
1999-00	50	2012-13	116
2000-01	58	2013-14	109
2001-02	65	2014-15	100
2002-03	82	2015-16	83
2003-04	81	2016-17	116
2004-05	78	2017-18	130
2005-06	81		



# SKYHAWK RADIO NETWORK



**CHRIS BRINKLEY**  
COORDINATOR OF  
SKYHAWK RADIO NETWORK

Chris Brinkley enters his 20th season as the coordinator of the Skyhawk Radio Network while splitting roles as both play-by-play and color analysts for

women's basketball games.

A longtime local radio personality, Brinkley also hosts Skyhawk Talk, a weekly coaches show devoted to the university's athletic teams and serves as emcee at athletic events.

Chris teaches classes in both the Health and Human Performance and Communications departments on campus.



**TOM BRITT**  
SKYHAWK RADIO NETWORK  
BROADCASTER

Tom Britt enters his 38th year as play-by-play man for football and women's basketball broadcasts, while serving as color analyst for men's basketball.

In addition to his Skyhawk Network duties, Britt is a 40+ year veteran of electronic media in West Tennessee the past 24 with WBBJ-TV, an ABC/CBS affiliate out of Jackson, Tennessee. He anchors and produces the Midday Show and Seven Eyewitness news At Five and Six.

Prior to coming to WBBJ Tom spent 21 years in radio with area stations working news, announcing and sportscasting.



**ALEX BOGGIS**  
SKYHAWK RADIO NETWORK  
BROADCASTER

Alex Boggis enters his fifth season as part of the Skyhawk Radio Network serving as a color analyst for men's and women's basketball games on the road.

In addition to his radio duties, Boggis is the Assistant Sports Information Director and women's basketball contact at UT Martin. His experience includes five years in the sports information field following spending four seasons with the men's basketball program as a student manager.



## FLAGSHIP STATION: THUNDERBOLT BROADCASTING







**COACHING  
STAFF**





## KEVIN McMILLAN HEAD COACH • 11TH YEAR

### PERSONAL

<b>BIRTHDATE</b>	APRIL 26, 1967
<b>BIRTHPLACE</b>	ARKADELPHIA, ARK.
<b>FAMILY</b>	MATT, BENN AND ALLI (CHILDREN)

### EDUCATION

- UNDERGRADUATE: RHODES COLLEGE, 1989
- MASTERS: MIDDLE TENNESSEE, 2007

### PLAYING CAREER HIGHLIGHTS

- BEGAN CAREER AT WAKE FORREST IN 1985
- PLAYED THREE YEARS AT RHODES COLLEGE, 86-89
- 1988 SCAC PLAYER OF THE YEAR
- THREE-TIME SCAC ALL-CONFERENCE SELECTION
- RANKED NO. 9 ALL-TIME RHODES (1,372 PTS)

### CAREER HEAD COACHING RECORDS

- AT UT MARTIN, 196-126, IN 10 SEASONS
- AT GIBSON COUNTY HS, 62-6 IN TWO YRS
- AT WESTVIEW HS, 196-73 IN EIGHT YRS
- AT MILLINGTON CENTRAL HS, 177-47 IN SIX YRS

### CHAMPIONSHIPS

- OHIO VALLEY CONFERENCE CHAMPIONSHIP:  
2011-12, 2013-14, 2014-15, 2015-16
- OVC TOURNAMENT CHAMPIONSHIP:  
2011, 2012, 2013, 2014

### COACHING HONORS

- 2009-10 OVC COACH OF THE YEAR
- 2010-11 TSWA WOMEN'S COACH OF THE YEAR
- 2014-15 OVC COACH OF THE YEAR
- 2015-16 OVC COACH OF THE YEAR

The eighth head coach in UT Martin women's basketball history, Kevin McMillan enters his 11th year at the helm of the Skyhawk program as the school's all-time wins leader with 196 career victories.

Overall, the Skyhawks have won eight Ohio Valley Conference titles during his 10 seasons at UT Martin – including four regular season titles and four tournament crowns. The Skyhawks reached the postseason in six consecutive seasons and seven seasons overall while reaching the NCAA Tournament in 2011, 2012, 2013 and 2014 while earning a bid to the Women's NIT in 2015, 2016 and 2018. Additionally, the program has recorded six 20-win seasons in the past nine years with the Skyhawks posting a 196-126 record under McMillan, including a 127-41 mark in conference play. His 196 victories rank as the third-highest win total in OVC history, as he accounts for three OVC Coach of the Year awards.

Off the court, McMillan's teams have exceeded the average NCAA Academic Progress Rate in each of his 10 seasons. He has produced two OVC Scholar-Athletes (the highest individual honor in the league) and has graduated 100 percent of his student-athletes who have completed their eligibility in his Skyhawk tenure.

Despite having one of the youngest teams in the country on a program which featured just one senior on the roster, the Skyhawks still managed to meet program expectations throughout the 2018-19 season. The Skyhawks would post a 23-9 overall mark while finishing tied for second in the league standings with a record of 13-5. The team's 23 wins tied for the most wins in program history while appearing in the OVC Basketball Championship title contest for the seventh time in the last nine seasons. Highlighting the season was the emergence of senior Emanye Robertson who put the finishing touches on her career with an All-OVC first team and OVC Defense Player of the Year selection. Meanwhile, sophomore Chelsey Perry earned All-OVC second team honors while freshman Brittini Moore was selected to the OVC All-Newcomer squad.

McMillan saw the Skyhawks return to the postseason for the seventh time in his tenure in 2017-18 with another appearance in the Women's NIT. The Skyhawks would ultimately post a 19-15 overall mark while notching a 13-5 mark in league play to earn the No. 2 seed in the OVC Basketball Championship – where the squad advanced to the tournament finals before falling to No. 22 ranked Belmont in overtime. With the league's automatic bid to the Women's NIT, the Skyhawks would travel to Indiana where they fell to the eventual tournament champions.

As a result of the strong play during the regular season, the Skyhawks saw three different players earn All-OVC honors. Sophomore Kendall Spray was named to the first team after setting a program single-season three-point benchmark while senior Ashton Feldhaus earned second team honors. Perry wrapped up the year's accolades with a spot on the All-Newcomer squad while joining senior Janekia Mason on the OVC All-Tournament team.

Faced with one of the youngest rosters in the nation – boasting just four returners and an abundance of key injuries – the Skyhawks' 2016-17 campaign was a year of highs and lows. UT Martin would post a 12-19 overall record while finishing 8-8 in league play – earning the No. 4 seed in the OVC Basketball Championship before ultimately falling in the tournament semifinals. While the season failed to meet expectations, the squad found growth as three Skyhawks earned All-OVC honors. Spray highlighted the season by becoming just the program's third OVC Freshman of the Year while joining Feldhaus and Mason on the All-OVC second team.

The Skyhawks found success once again during the 2015-16 season, notching the program's eighth 20-win season after finishing with a 22-10 overall record and a 14-2 league mark despite playing with just seven healthy scholarship players for much of the year. The Skyhawks notched their third consecutive regular season title, ranking as the third program in conference history and first since 1993. After winning the season championship, the Skyhawks clinched their sixth straight postseason berth, earning a berth in the Women's NIT where they advanced to the second round before falling to Western Kentucky after defeating Memphis – notching the program's first postseason victory since 1999.

With the squad's success, McMillan notched his second straight OVC Coach of the Year award – marking just the second time in league history that a coach has won the award in back-to-back seasons. Along with top coaching honors, the Skyhawks saw three players earn postseason honors. Haley Howard was an All-OVC first team selection after leading the team in scoring at 14.9 points per game and eclipsing the double-figure mark in 24 games. Jessy Ward was tabbed to the second team after averaging 13.0 points and ranking seventh nationally in both three-point field goals per game and three-point field goals made. Myah Taylor earned a spot on the All-Newcomer squad after averaging 8.7 points per game.

The 2014-15 season kept with the theme of several program firsts within McMillan's tenure while the squad's 22-11 overall record marked the program's seventh 20-win season. UT Martin notched yet another piece of OVC history after becoming just the sixth team in league history to finish the conference season with an unblemished record



and just the second to finish 16-0. With the perfect conference record, the Skyhawks clinched their third OVC season title in the last four years while posting a league record of 46-2 during the stretch. The season also served as the fifth consecutive postseason appearance for the Skyhawks after earning an invitation to the Women's National Invitational Tournament against Ole Miss.

The Skyhawks were led by the play of sophomore Ashia Jones who became the program's second Associated Press All-American while also bringing home OVC Female Athlete of the Year, OVC Player of the Year, TSWA Women's Basketball Player of the Year and National Mid-Major Player of the Year honors after averaging 23.4 points, 5.7 rebounds and 2.8 assists per game. Jones ranked fourth in the nation in scoring while setting new single-season records in points (772), field goals made (287) and 30-plus point games (10). Newcomer Jessie Ward also earned All-Newcomer honors after averaging 11.7 points per game and leading the OVC in three-point field goals made (87), three-point field goals per game (2.64) and three-point field goal percentage (40.3 percent).

McMillan's 2013-14 squad recorded its sixth OVC championship during a four-year period with both a regular season and tournament championship. The McMillan led Skyhawks set new program records in victories with 24, while setting a new single season scoring record with 2,681 points en route to receiving the program's first votes in the USA TODAY Sports Top 25 Coaches' Poll and a near upset in the NCAA Tournament against No. 7 North Carolina.

The Skyhawks were led by the play of two premier senior guards in Heather Butler and Jasmine Newsome. Butler finished her career as UT Martin and the OVC's all-time leading scorer with 2,865 career points after being named the league's Player of the Year. Butler finished tied for 16th on the NCAA's all-time scoring list while scoring in double figures every game of her career, spanning 129 games and ranking fifth all-time. She also left the Skyhawks as the best three-point shooter in NCAA history after tying the career three-pointers record with 392.

Joining Butler with postseason accolades was the highly decorated Newsome. Newsome notched her third OVC Defensive Player of the Year honor while finishing her Skyhawk career as the school and league's second all-time leading scorer – second to Butler – with 2,566 career points. The two-time OVC Player of the Year was also named All-Mid Major Player of the Year and Mid Major All-American by College Sports Madness.



## McMILLAN CAREER COACHING YEAR BY YEAR

YEAR	OVERALL	OVC	FINISH	POSTSEASON
2009-10	11-19	.366	8-10	.444 4th
2010-11	21-11	.656	14-4	.777 2nd
2011-12	23-9	.719	15-1	.938 1st
2012-13	19-15	.559	11-5	.688 4th
2013-14	24-8	.750	15-1	.938 1st
2014-15	22-11	.667	16-0	1.000 1st
2015-16	22-10	.688	14-2	.875 1st
2016-17	12-19	.387	8-8	.500 4th
2017-18	19-15	.559	13-5	.722 2nd
2018-19	23-9	.718	13-5	.722 2nd
OVERALL	196-126	.609	127-41	.756

Seven Postseason Appearances

## McMILLAN vs ALL OPPONENTS

Air Force.....	2-0	Miami (Ohio).....	2-0
Alabama.....	2-1	Mississippi Valley St.....	2-0
Alabama Huntsville.....	1-0	Missouri.....	0-5
Arizona.....	0-1	Morehead State.....	7-7
Arkansas State.....	4-3	Murray State.....	19-4
Austin Peay.....	16-5	North Carolina.....	0-1
Baylor.....	0-1	North Carolina A&T.....	1-1
Belmont.....	8-8	North Dakota.....	1-0
Central Arkansas.....	1-1	Northern Kentucky.....	0-1
Cincinnati.....	2-0	Northwestern.....	0-4
Chattanooga.....	1-4	Notre Dame.....	0-1
Christian Brothers.....	1-0	Ole Miss.....	0-1
Colorado.....	0-1	Ohio.....	0-1
Dayton.....	0-1	Ohio State.....	0-1
DePaul.....	0-1	Oral Roberts.....	0-1
Duke.....	0-1	Pepperdine.....	0-1
Eastern Illinois.....	16-7	Purdue.....	0-3
Eastern Kentucky.....	14-2	Quinnipiac.....	1-0
Eastern Washington.....	0-1	Rhodes College.....	1-0
Evansville.....	6-1	Saint Louis.....	2-0
Florida State.....	0-1	Saint Mary's.....	0-1
Georgia State.....	1-1	Samford.....	2-2
Gonzaga.....	0-1	SIUE.....	11-6
Hawai'i.....	0-1	Southeast Missouri.....	19-1
Houston Baptist.....	1-0	Southern Illinois.....	6-2
Illinois.....	0-2	Southern Mississippi.....	2-0
Illinois State.....	1-0	Stanford.....	0-1
Indiana.....	0-2	Tennessee.....	0-1
Indiana State.....	1-3	Tennessee State.....	12-3
Iowa.....	0-1	Tennessee Tech.....	10-4
IUPUI.....	0-1	UAB.....	0-1
Jacksonville State.....	11-2	UA Huntsville.....	1-0
Kentucky.....	0-2	Vanderbilt.....	0-4
Lamar.....	0-1	Western Carolina.....	2-0
Lipscomb.....	1-0	Western Kentucky.....	0-1
Louisville.....	0-8	Winthrop.....	1-0
Marshall.....	0-1		
Memphis.....	1-2	Total.....	196-126



3RD MOST WINS IN OVC HISTORY

Coach (Program)	W	L	%
1. Larry Inman (MTSU/EKU/TSU)	545	352	.606
2. Bill Worrell (TTU)	408	190	.682
3. Kevin McMillan (UTM)	196	126	.609
4. Lewis Bivens (MTSU)	182	103	.639
5. Marynell Meadors (TTU)	181	100	.730
6. Teresa Phillips (TSU)	146	157	.485
7. Ed Arnzen (SEMO)	144	155	.482
8. Brady Saltee (EIU)	136	116	.540
9. Mickey Wells (MOR)	132	70	.653
10. Chrissy Roberts (EKU)	122	194	.386

\*Winning Percentage Does Not Include Ties



McMILLAN'S RECORD WHEN....

HOME RECORD:	103-23
ROAD RECORD:	73-86
NEUTRAL:	19-16
OVC OVERALL:	127-41
OVC HOME:	71-10
OVC ROAD:	54-30
RANKED OPPONENTS:	0-20
TOP 10 OPPONENTS:	0-8
LEADING AT HALF:	158-23
TRAILING AT HALF:	35-100
TIED AT HALF:	4-3
UTM OUTSHOTS OPPONENT:	151-16
OPPONENT OUTSHOTS UTM:	42-109
UTM SHOOTS MORE FREE THROWS:	136-37
OPPONENT SHOOTS MORE FREE THROWS:	55-79
UTM SHOOTS THE SAME AMOUNT OF FREE THROWS:	3-8
UTM OUTREBOUNDS OPPONENT:	92-14
OPPONENT OUTREBOUNDS UTM:	100-104
UTM CAUSES MORE TURNOVERS:	164-49
OPPONENTS CAUSES MORE TURNOVERS:	27-62
UTM TIES IN TURNOVERS:	4-12
NONCONFERENCE TOURNAMENTS:	2-10
OVC TOURNAMENT:	17-6
NCAA TOURNAMENT:	0-4
WNIT	1-4
RECORD IN NOVEMBER:	29-34
RECORD IN DECEMBER:	29-41
RECORD IN JANUARY:	57-24
RECORD IN FEBRUARY:	58-13
RECORD IN MARCH:	20-12
GAMES DECIDED BY LESS THAN FIVE POINTS:	31-35
GAMES DECIDED BY 6-10 POINTS:	40-27
GAMES DECIDED BY 11-20 POINTS:	52-30
GAMES DECIDED BY 20+ POINTS:	73-13
UTM SCORES 59 OR LESS POINTS:	6-52
UTM SCORES 60-69 POINTS:	32-43
UTM SCORES 70-79 POINTS:	57-26
UTM SCORES 80-89 POINTS:	59-6
UTM SCORES 90-99 POINTS:	26-0
UTM SCORES 100+ POINTS:	16-0
OVERTIME RECORD:	4-9
RECORD AFTER A LOSS:	67-48
LONGEST LOSING STREAK:	6 GAMES (2009/2017)
LONGEST WINNING STREAK:	18 GAMES (2014-15)

In his fourth year, the Skyhawks notched their third consecutive OVC Tournament championship during the 2012-13 season, downing No. 2 seed Tennessee Tech 87-80 in overtime on March 9, 2013. With the victory, UT Martin would advance to their third straight trip to the NCAA Tournament, to take on the Notre Dame Fighting Irish. The Skyhawks suffered a 97-64 setback to the eventual National Championship runner-up despite Butler scoring a tournament-best 37 points in the contest.

The squad was led by a pair of All-OVC first teamers in Newsome (22.6 points per game) and Butler (22.4) who both ranked in the top-10 in the nation in scoring, finishing fifth and sixth, respectively. Newsome captured her second straight OVC Player of the Year honor along with her second OVC Defensive Player of the Year trophy en route to the program's first All-American honorable mention accolade. Butler set an NCAA record by making a three-pointer in 80 consecutive games and with 34 consecutive games in a season.

In 2011-12, McMillan's Skyhawks captured their second OVC Tournament championship in program history, downing No. 3 seed Tennessee Tech 82-65 on March 5. With the victory, UT Martin advanced to make its second consecutive NCAA Tournament appearance, traveling to the Horizon Center in Rosemont, Ill., to take on the Tennessee Lady Vols. The Skyhawks suffered a 72-49 setback to the hands of alumnus Pat Head Summitt.

Consisting of a roster of mostly West Tennessee players, the Skyhawks went 23-9 with a 15-1 OVC mark despite having a relatively young roster which featured just one senior. The 23-win season was the second consecutive 20-win slate for the Skyhawks while also leading the nation is scoring with 80.1 points per game. The Skyhawks were also the nation's top team in assist-to-turnover ratio (1.43) and sixth in assists (17.7 apg).

The Skyhawks were led by the sophomore duo of Butler and Newsome after being named to the All-OVC first team for the second consecutive season, as well as the All-OVC Tournament squad. Butler was named OVC Tournament Most Valuable Player. Butler was the nation's fourth leading scorer (23.8 points per game) while Newsome was the 18th leading scorer (19.6 ppg). The trio of Butler, Newsome and Jaclissa Haislip combined to win eight adidas OVC Player of the Week awards.

The 2010-11 season laid the foundation for the future, as three different Skyhawks combined to win an OVC Record 13 Freshmen of the Week honors along with the OVC Team Sportsmanship Award. McMillan's guided the team to a second place finish during the regular season before winning the program's first OVC Tournament title. With the title, the Skyhawks earned its first berth in the NCAA Tournament and played at Cameron Indoor Arena against the Duke Blue Devils.





The Skyhawks went 21-11 with a 14-4 OVC mark in 2010-11 despite having a roster that was the youngest team in America (only two years of Division-I experience heading into the season). The 20-win season was the first since 1998-99 and fourth 20-win campaign in program history.

McMillan's first season at UT Martin was a transformation in every sense of the work as he took over a program that had just finished 2-27 and went winless in conference play. Under his direction the Skyhawks finished the 2010-11 season with an overall record 11-19 while making the program's first OVC Tournament appearance since 2006-07. McMillan took his team all the way to the semifinals of the tournament along with being named OVC Coach of the Year and TSWA Women's Co-Head Coach of the Year.

Prior to being named head coach of the Skyhawks on June 15, 2009, McMillan posted a decorated career as a high school coach within the state of Tennessee. Through his 17 years in the prep ranks, the accumulated a record of 435-126 while winning one state championships and sporting six state tournament appearances. He has had coaching stints at Gibson County High School in Dyer (2007-09), Westview High School in Martin (1997-2005) and Millington High School in Millington (1990-97). McMillan was twice named the Jackson Sun's West Tennessee Coach of the Year in 2003 and 2009, while being tabbed district Coach of the Year 10 times. He also spent two season as an assistant coach at Middle Tennessee State.

McMillan played basketball at Wake Forest for one season (1985) before transferring to Rhodes College to finish out his career from 1986-89. At Rhodes, he was a three-time all-conference selection and in 1988 was named the Southern Collegiate Athletic Conference Player of the Year. In only three seasons, he scored 1,372 career points and still ranks ninth all-time at Rhodes for career points scored.

McMillan received his bachelor's degree in math and business in 1989 from Rhodes, then completed his master's in health and human performance at Middle Tennessee in 2007. He has two sons, Matt and Ben, along with one daughter, Alli.

## ***UNDER McMILLAN THE SKYHAWKS HAVE....***

### **WON FOUR OVC REGULAR SEASON TITLES**

**2012, 2014, 2015, 2016**

### **WON FOUR OVC TOURNAMENT TITLES**

**2011, 2012, 2013, 2014**

### **PARTICIPATED IN FOUR NCAA TOURNAMENTS**

**2011, 2012, 2013, 2014**

### **EARNED BERTH TO THREE WOMEN'S NIT**

**2015, 2016, 2018**

### **GARNERED PROGRAM'S FIRST VOTES IN USA TODAY POLL**

### **WON THREE OVC COACH OF THE YEAR**

**2010, 2015, 2016**

### **THREE ALL-AMERICANS**

**JASMINE NEWSOME, 2013**

**HEATHER BUTLER, 2014**

**ASHIA JONES, 2015**

### **TWO OVC ATHLETES OF THE YEAR**

**HEATHER BUTLER 2014**

**ASHIA JONES 2015**

### **FOUR OVC PLAYERS OF THE YEAR**

**JASMINE NEWSOME, 2012 & 2013**

**HEATHER BUTLER, 2014**

**ASHIA JONES, 2015**

### **FOUR OVC DEFENSIVE PLAYERS OF THE YEAR**

**JASMINE NEWSOME, 2011, 2013, 2014**

**EMANYE ROBERTSON, 2019**

### **TWO OVC FRESHMEN OF THE YEAR**

**HEATHER BUTLER, 2011**

**ASHIA JONES, 2014**

**KENDALL SPRAY, 2017**







# DAVID RUSSELL

## ASSISTANT COACH TENTH YEAR

David Russell enters his 10th season as a part-time assistant with the UT Martin women's basketball team after being recognized as one of the best high school coaches in Tennessee history.

While an assistant at UT Martin, the Skyhawks have won four Ohio Valley Conference regular season championships, four OVC Women's Basketball Championships and appeared in a string of six postseason appearances - including four NCAA Tournaments and three WNIT berths.

Known in the coaching community as a defensive guru, Russell put his defensive stamp on a record-setting Skyhawk squad which outscored its opponents by 12.3 points per game, including a remarkable +22.0 scoring margin against OVC opponents in 2013-14. The Skyhawks pressure defense forced their opponents into 643 turnovers while tallying 330 steals, nearly doubling the work of their opponents.

Primarily working with the Skyhawk forwards, Russell has been integral in the advancement of Skyhawks Chelsey Perry, Ashton Feldhaus, Haley Howard, Ashia Jones and Rickiesha Bryant which each earned All-OVC honors in their respective careers.

Russell, who built his legacy in the prep ranks at Bradford and Gibson County, captured six state championships and won more than 950 games during his illustrious 35-year prep career. He took his teams to the state tournament an astounding 17 times.

Russell, began his high school coaching career at Medina. He then spent 21 seasons at Bradford and 11 at Gibson County, winning the last of his state titles in his final game as the Lady Pioneers' skipper.

He joined McMillan on the UTM bench before the 2010-11 season. He also served as an assistant coach to McMillan in 2009 when McMillan led the Lady Pioneers to their first Class AA state title and an undefeated 37-0 record.

Russell is a member of the TSSAA Hall of Fame following his 2013 induction.





# JASMINE NEWSOME

ASSISTANT COACH  
FIFTH YEAR



Jasmine Newsome transitions to a different role on the UT Martin women's basketball staff as an assistant coach for the fifth season after ranking as one of the program's all-time greats. During her tenure with the Skyhawks, Newsome helped lead the squad to the four OVC Tournament titles and four consecutive NCAA Tournament appearances.

During her coaching stint with the Skyhawk, Newsome has seen the program win an OVC regular season title during the 2015-16 season along with the program's eighth and ninth 20-win seasons. The Skyhawks also clinched a berth in the 2016 and 2018 Women's NIT.

Newsome has worked with six All-OVC honorees in Ashton Feldhaus, Haley Howard, Chelsey Perry, Emanyte Robertson, Kendall Spray and Myah Taylor. Howard, Robertson and Spray each earned first team accolades while the others earned second team honors.

Newsome rejoined the Skyhawks after a stellar career which saw the former guard rank as the program and Ohio Valley Conference's second all-time scorer with 2,566 career points. She was twice named OVC Player of the Year while notching three Defensive Player of the Year awards. A four-time All-OVC first team selection, Newsome became the program's first Associated Press All-American following her junior campaign. She was enshrined into the UT Martin Athletics Hall of Fame in 2019.


Additional accolades include being named Tennessee Sports Hall of Fame Amateur Athlete of the Year along being tabbed College Sports Madness All Mid-Major Player of the Year and a first team All-American selection by the publication. She started every game of her 131 game career, while setting program single game records in points and assists. She tallied 44 points in a victory over Quinnipiac before setting a new assist record on senior night with 14 assists against Austin Peay.

Newsome holds UT Martin records for: single game points (44, 2013); single game three-point field goals made (nine, 2011); single game three-point field goals attempted (16, 2011); single game free throws made (16, two occasions); single game free throws attempted (20, 2012); single game assists (14, 2014); single season points (770, 2013); single season free throws made (167, 2013); single season assists (193, 2012); career free throws made (611); career assists (681).

Newsome earned her bachelor's degree from UT Martin in 2014 with a degree in health and human performance.







# DAVID HART

## ASSISTANT COACH NINTH YEAR

David Hart enters his ninth season as an assistant coach with the Skyhawk women's basketball program.

Hart initially joined the program during the 2010-11 season as a volunteer assistant, serving in that role for three years. Following a one year hiatus, Hart returned to the bench prior to the 2014-15 seasons as the program's top recruiter.

During his tenure with the program, the Skyhawks have notched seven postseason appearances including three NCAA Tournament berths in 2011, 2012 & 2013 while clinching bids to the Women's NIT in 2015, 2016 and 2018. The Skyhawks have also registered six 20-win seasons while posting five All-OVC first team performances and a pair of Associated Press All-Americans.

Hart has been involved in the women's basketball game for nearly 15 years at the AAU, high school and collegiate levels. As a coach, he led the Tennessee Wings to a pair of top-10 finishes nationally. Hart also served as a volunteer assistant basketball coach at Westview High School in Martin, teaming with Skyhawk head coach Kevin McMillan for two state tournament appearances in 2001 and 2003, where the Chargers placed runner-up. He also reached the state tournament as a member of the staff in 2006 and 2009.

Hart is a 1991 graduate of UT Martin with a degree in accounting. He is also a licensed Certified Public Accountant and a partner at Alexander Thompson Arnold CPAs. Hart resides with his wife Dana, and two sons Nick and Kyle in Martin.





# STACIE EVANS

DIRECTOR OF OPERATIONS  
TENTH YEAR



Stacie Evans enters her 10th season with the women's basketball program, while entering her fourth year as the Director of Operations.

Evans transitions from her position as the Academic Support Services Coordinator in the UT Martin Department of Intercollegiate Athletics to move up a seat on the bench after serving as the team's academic coach while assisting with team travel operations for the previous five seasons.

During her tenure with the program, the Skyhawks have won four Ohio Valley Conference Tournament championships, appeared in four NCAA Tournaments, tallied four OVC regular season championships and earned three bids to the Women's NIT. The Skyhawks have also registered six 20-win seasons while posting five All-OVC first team performers and a pair of Associated Press All-Americans.

Evans is no stranger to head coach Kevin McMillan with their history dating back to her high school career. She spent her senior year as a student-athlete under McMillan in his first season at Westview High School.

Evans, a Martin native, graduated from UT Martin in 2004, earning a bachelor's degree in health and human performance with a concentration in sports management.







# KELSEY JOHNSON

## GRADUATE ASSISTANT FIRST YEAR

Kelsey Johnson enters her first season as a graduate assistant with the Skyhawk women's basketball program.

Before UT Martin, Johnson spent two seasons at Northwestern Ohio where she was an assistant coach and junior varsity head coach during the 2018-19 season. She also served as a graduate assistant at UNOH during the 2017-18 campaign.

While on staff at UNOH, she contributed to the development of Wolverine-Hoosier Athletic Conference standout Kierra Billingsley who earned first team all-defense along with second team all-conference honors while Emily Patton earned all-conference second team honors along with being named WHAC Newcomer of the Year. She also assisted in the maturation of forward Fataya Larry which went on to rank seventh nationally in rebounding en route to second team all-conference and all-defensive team honors.

Prior to her time at Northwestern Ohio, she was an assistant coach at her alma mater Dean College during the 2016-17 season following a brief stay as an assistant coach at Old Rochester Regional High School in 2015-16.

A native of East Freetown, Massachusetts, Johnson played collegiately at Dean College from 2011-13 before suffering a career-ending injury. Prior to her injury, she averaged 10.8 points, 3.0 rebounds, 2.6 assists and 2.5 steals per game as a freshman while increasing her totals to 11.8 points, 3.1 rebounds and 2.2 assists per game as a sophomore. She prepped at Old Rochester Regional High School where she was a prep standout, ranking as the top scorer in the area as a sophomore while garnering four conference and regional honors.

Johnson graduated with a bachelor's degree in psychology with Magna Cum Laude honors in 2016 from Bridgewater State University. She also received an associated degree at Dean College in 2013. She is currently pursuing a Master's degree at UT Martin.

# BREANNA BOGGS

## STUDENT ASSISTANT SECOND YEAR

Breanna Boggs enters her second season as a student assistant for the UT Martin women's basketball team. Boggs will assist the team with the "Ball Girls" program along with the program's social media accounts.

Boggs spent two seasons as a player for the Skyhawks, appearing in 58 games while notching four starts. She tallied scored 102 points, tallied 30 rebounds and notched 22 blocks in her two seasons.



## STUDENT MANAGERS



CAROL  
HOUSTON  
FOURTH SEASON



TRINITY  
ESBY  
FIRST SEASON



JAKYRA  
SEALS-MEABON  
FIRST SEASON





# KELLI POLIZZI

## HEAD ATHLETIC TRAINER SECOND YEAR

Kelli Polizzi joined the Skyhawk athletic training staff in June 2018, working directly with the UT Martin women's basketball program. She boasts over 15 years of experience in the areas of evaluation, assessment and rehabilitation.

Before coming to UT Martin, Polizzi served as head athletic trainer at Cumberland University in Lebanon, Tenn. She worked closely with the Phoenix women's basketball and tennis programs while also overseeing administration for the athletic training department since the summer of 2016.

Polizzi spent five years over two stints at Benedictine College in Atchison, Kan. before joining the Cumberland staff. While at BC, she oversaw the softball, men's soccer, women's soccer, volleyball, women's basketball and baseball programs for evaluation, assessment, rehabilitation and documentation of injuries. She also served as a part-time faculty member in the ATEP and Health, Wellness and Exercise Science department.

A Monroe City, Mo. native, Polizzi worked two stints at Progressive Rehabilitation Associates in Iowa City, Iowa. She covered local high school athletic events and made weekly school visits to assess and evaluate as well as document injuries. She ran training sessions for area businesses and factories, educating on employee triage for industrial settings while writing essential function profiles for statewide businesses.

Polizzi spent one year at Augustana College in Rock Island, Ill., where she covered men's and women's cross country and track and field as well as the men's and women's tennis programs. She also spent one year working with the women's basketball team at Utah Valley University in Orem, Utah.

Polizzi also worked at Unite Point Health in Cedar Rapids, Iowa. She covered the Cedar Rapids RoughRiders Junior Hockey tryouts, the Cedar Rapids Metro Youth Football Academy games and the Iowa Winter Games.

Polizzi received her bachelor's degree in athletic training from Culver-Stockton College in 2006 and earned her Master's degree in secondary education from Central Methodist University in 2008. She is married to Chris Polizzi, who is an assistant football coach at UT Martin.

# ALEX BOGGIS

## ASSISTANT SPORTS INFORMATION DIRECTOR SEVENTH YEAR



Alex Boggis has worked in the UT Martin sports information office since 2012. At UT Martin, Boggis is the media contact for football, women's basketball, softball, cross country and track teams. Boggis also serves on the statistician crew at most Skyhawk home events, produces media guides, game day programs, press releases, and serves as a media host and coordinating event operations. His responsibilities also include serving as the department's lead graphic designer - responsible for social media content, marketing pieces, along with stadium and arena branding throughout the campus.

While at UT Martin, Boggis has taken part in several other sports information ventures. He also served as an official statistician for the 2014 NCAA Women's Basketball Final Four in Nashville, serving in that role for all three games - including the nationally championship between undefeated foes Notre Dame and Connecticut.

Since 2012, he has served on the official statistician crew at the Ohio Valley Conference men's and women's basketball tournament in Nashville, where he was part of the team responsible for all stats from the tournament. He also served in that same role for the 2012 NCAA Men's Basketball Tournament Second/Third Rounds, also held in Nashville.

Boggis was also Tournament Director of the 2012 OVC Soccer Tournament, held in Martin, Tenn. after serving as the tournament's head statistician in 2011.

A native of Pinckneyville, Ill., Boggis graduated from UT Martin in 2011, earning a bachelor's degree in business administration with a concentration in marketing. He recently earned his Master's in business administration from UTM in the spring of 2013. He worked as a graduate assistant in the sports information office for one year and was the secondary contact for football, women's basketball and softball, and also the head researcher and designer for basketball and softball media guides. He spent his undergraduate years as the head manager for the UT Martin men's basketball team, serving that role during the 2008-09 OVC Championship season.

He is also a member of both the Tennessee Sportswriters Association and College Sports Information Directors of America (CoSIDA).

Boggis married Tiffany Carlton in June 2013. The couple resides in Martin and has one son, Liam.





MEET THE  
SKYHAWKS



# UT MARTIN SKYHAWKS

## 2019-20 WOMEN'S BASKETBALL



**FRONT ROW:** ZAIRE HICKS, KYARRAH GRANT, TAMIAH STANFORD, ANNA PIERCE, SADE' HUDSON, KYANNAH GRANT AND MACY RIPPY

**SECOND ROW:** HAYLEY HARRISON, DAMIAH GRIFFIN, EMMA DAVIS, MADDIE WALDROP, CHELSEY PERRY, RAEGAN JOHNSON, DEMI BURDICK, PAIGE PIPKIN, DASIA YOUNG AND BRITTONI MOORE

NO.	NAME	POS.	HT.	CLASS	HOMETOWN (PREVIOUS SCHOOL)
0	Emma Davis	G	5-10	So.	Harrodsburg, Ky. (Mercer County HS)
2	Sade' Hudson	G	5-8	So.	Memphis, Tenn. (Trezevant HS)
3	Macy Rippey	G	5-9	Fr.	Clarksville, Tenn. (Rossview HS)
5	Anna Pierce	G	5-6	R-Jr.	Plano, Texas (San Francisco)
10	Raegan Johnson	F	6-2	Fr.	Martin, Tenn. (Westview HS)
11	Dasia Young	F	5-11	Fr.	Jonesboro, Ark. (Nettleton HS)
13	Tamiah Stanford	G	5-6	R-Jr.	Radcliff, Ky. (Motlow State CC)
14	Zaire Hicks	G	5-7	Jr.	Memphis, Tenn. (White Station HS)
15	Brittini Moore	G/F	5-10	So.	Memphis, Tenn. (White Station HS)
20	Chelsey Perry	F	6-2	Jr.	Middleton, Tenn. (Middleton HS)
21	Maddie Waldrop	F	6-2	Jr.	Murray, Ky. (Murray HS)
22	Damiah Griffin	F	6-0	R-So.	Memphis, Tenn. (White Station HS)
23	Hayley Harrison	G/F	5-10	Fr.	Winchester, Ky. (George Rogers Clark HS)
30	Kyarrah Grant	G	5-7	So.	Choctaw, Miss. (Choctaw Central HS)
31	Kyannah Grant	G	5-7	So.	Choctaw, Miss. (Choctaw Central HS)
33	Demi Burdick	F	6-2	Jr.	Marshall, Ill. (Marshall HS)
35	Paige Pipkin	G	5-10	R-So.	Henderson, Tenn. (Chester County HS)

**Head Coach:** Kevin McMillan (Rhodes, 1989), 11th season  
**Assistant Coaches:** David Russell (Union, 1975), 10th season  
 David Hart (UT Martin, 1991), 9th season  
 Jasmine Newsome (UT Martin, 2014), 5th season  
**Graduate Assistant:** Kelsey Johnson (Bridgewater St., 2016), 1st season  
**Director of Operations:** Stacie Evans (UT Martin, 2004), 10th season

### Pronunciation Guide

2	Sade' Hudson	Shaw-day Hudson
11	Dasia Young	Day-shuh Young
13	Tamiah Stanford	Tuh-me-uh Stanford
14	Zaire Hicks	Zi-air Hicks
22	Damiah Griffin	Duh-my-uh Griffin
30	Kyarrah Grant	Key-are-uh Grant
31	Kyannah Grant	Key-on-uh Grant





*emma*

# DAVIS

GUARD • 5-10 • SOPHOMORE

## HARRODSBURG, KY




### AWARDS AND HONORS

2018-19 OVC Commissioner's Honor Roll

### 2018-19

Played in 27 games for the Skyhawks while earning one start against Southeast Missouri (Jan. 5)...Averaged 2.9 points, 1.1 rebounds, 0.3 assists, 0.3 steals and 0.1 blocks in 7.9 minutes per game...Tallied 79 points, 29 rebounds, seven assists, nine steals and two blocks...Shot 33.8 percent from the field, 38.6 percent from beyond the arc and 63.6 percent from the free throw line...Scored in double figures twice against Southern Illinois (Nov. 9) and Mississippi Valley State (Dec. 29), including a season-high 11 points against Mississippi Valley State...Made the first six three-point attempts of her career...Knocked down multiple three-point attempts five times on the season, including three against Samford (Nov. 6), Southern Illinois (Nov. 9) and Mississippi Valley State (Dec. 29)...Tallied a season-high three rebounds on four occasions.

### HIGH SCHOOL

Prepped at Mercer County High School where she played for head coach Chris Souder...Played on the varsity squad since she was in seventh grade...In six season, Davis has tallied 1,269 points, 603 rebounds, 229 steals and 139 assists for her career...As a senior, she averaged 9.1 points, 4.2 rebounds, 1.8 steals and 0.9 assists per game for a squad which posted a 36-3 mark and its second straight KHSAA state championship while being ranked seventh nationally...In the state title game, she scored a team-high 17 points, including going 5-of-6 from beyond the arc to earn a spot on the KHSAA All-Tournament team...Scored a game-high 20 points to garner MVP honors in the Dawahares/Kentucky Association of Basketball Coaches All-Star Game...In her junior season, she averaged 8.5 points, 3.5 rebounds, 1.1 steals and 0.8 assists per game while helping the Titans to a Kentucky state championship in a single-class system with a 31-6 overall mark and a No. 1 ranking...Named to the Kentucky-Indiana All-Star Classic series roster.

### PERSONAL

Born on May 25, 2000...Daughter of Dennis and Tara Davis...Has one sibling, Drew...Majoring in special education, K-12.



### EMMA DAVIS CAREER STATISTICS

Year	GP-GS	Min	Avg	FG-A	Pct	3FG-A	Pct	FT-A	Pct	Off	Def	Tot	Avg	PF	A	TO	Blk	Stl	Pts	Avg
18-19	27-1	214	7.9	25-74	.338	22-57	.386	7-11	.636	9	20	29	1.1	16	7	17	2	9	79	2.9
<b>Total</b>	<b>27-1</b>	<b>214</b>	<b>7.9</b>	<b>25-74</b>	<b>.338</b>	<b>22-57</b>	<b>.386</b>	<b>7-11</b>	<b>.636</b>	<b>9</b>	<b>20</b>	<b>29</b>	<b>1.1</b>	<b>16</b>	<b>7</b>	<b>17</b>	<b>2</b>	<b>9</b>	<b>79</b>	<b>2.9</b>

### SKYHAWK CAREER BESTS

- Points:** 11 vs. Mississippi Valley State (12/29/18)

**Assists:** 2, 2x, last vs. Mississippi Valley State (12/29/18)

**Field Goals Made:** 4 vs. Mississippi Valley State (12/29/18)

**3-Pointers Made:** 3, 5x, last vs. Mississippi Valley State (12/29/18)

**Free Throws Made:** 2 vs. Arkansas State (11/17/18)
- Rebounds:** 3, 4x, last at Murray State (2/21/19)

**Steals:** 1, 10x, last at Murray State (2/21/19)

**Blocks:** 1, 2x, last at Murray State (2/21/19)

**Attempted:** 8 vs. Mississippi Valley State (12/29/18)

**Attempted:** 6 at Lipscomb (12/9/18)

**Attempted:** 2, 5x, last at Belmont (2/2/19)





# sade' HUDSON

GUARD • 5-8 • SOPHOMORE  
MEMPHIS, TENN

2



## 2018-19

Played in 28 games for the Skyhawks...Averaged 4.2 points, 1.5 rebounds, 1.1 assists and 0.9 steals in 10.7 minutes per game...Tallied 118 points, 42 rebounds, 32 assists, 25 steals and one block...Shot 31.3 percent from the floor, 16.7 percent from beyond the arc and 65.9 percent from the free throw line...Scored in double figures twice against Southern Illinois (Nov. 9) and Mississippi Valley State (Dec. 9), including a season-high 14 points against Southern Illinois...Tallied a season-high five rebounds at IUPUI (Nov. 13)...Dished out a season-high three assists on four occasions against Northwestern (Nov. 25), No. 4 Louisville (Dec. 4), Eastern Illinois (Jan. 24) and SIUE (Feb. 16)...Notched eight multi-steal outings, including a season-high four against Southeast Missouri (Feb. 14)...Recorded a block against Tennessee Tech (Feb. 9).

## HIGH SCHOOL

Prepped at Trezevant High School where she played for head coach Brandon Hill...Named to the Tennessee Sports Writers Association AA All-State squad...Scored 35 points in the Shelby County Interscholastic Athletic Association's AA championship game...An explosive scorer, Hudson averaged 24.8 points, 5.7 rebounds, 5.4 steals and 1.7 assists per game as a junior...Honored for her strong campaign by earning a spot on the Commercial Appeal A-AA All-Metro Team...Averaged 22.3 points, 3.2 rebounds and 1.3 assists per game as a sophomore.

## PERSONAL

Born on Nov. 8, 1999...Daughter of Leia Hudson and granddaughter of Mary Tate-Evans...Has three siblings, Montrez, Adrian and Jasmine...Majoring in communications.



## SADE' HUDSON CAREER STATISTICS

Year	GP-GS	Min	Avg	FG-A	Pct	3FG-A	Pct	FT-A	Pct	Off	Def	Tot	Avg	PF	A	TO	Blk	Stl	Pts	Avg
18-19	28-0	299	10.7	41-131	.313	7-42	.167	29-4	.659	17	25	42	1.5	48	32	37	1	25	118	4.2
<b>Total</b>	<b>28-0</b>	<b>299</b>	<b>10.7</b>	<b>41-131</b>	<b>.313</b>	<b>7-42</b>	<b>.167</b>	<b>29-4</b>	<b>.659</b>	<b>17</b>	<b>25</b>	<b>42</b>	<b>1.5</b>	<b>48</b>	<b>32</b>	<b>37</b>	<b>1</b>	<b>25</b>	<b>118</b>	<b>4.2</b>

## SKYHAWK CAREER BESTS

**Points:** 14 vs. Southern Illinois (11/9/18)

**Assists:** 3, 5x, last at SIUE (2/16/19)

**Field Goals Made:** 4 vs. Southern Illinois (11/9/18)

**3-Pointers Made:** 3 at Eastern Kentucky (1/17/19)

**Free Throws Made:** 6 vs. Southern Illinois (11/9/18)

**Rebounds:** 5 at IUPUI (11/13/18)

**Steals:** 4 vs. Southeast Missouri (2/14/19)

**Attempted:** 11, 2x, at SIUE (2/16/19)

**Attempted:** 6 at Eastern Kentucky (1/17/19)

**Attempted:** 10 vs. Samford (11/6/18)

**Blocks:** 1 vs. Tennessee Tech (2/9/19)





*macys*  
**RIPPY**

GUARD • 5-9 • FRESHMAN

**CLARKSVILLE, TENN**



**3**



**HIGH SCHOOL**

Prepped at Rossvie High School where she played for head coach Justin Woods... Led her squad to a 25-4 record as a senior, averaging 15.2 points, 3.3 rebounds, 2.2 assists, 2.3 steals and 0.3 blocks per game...Tallied 22 games in double figures... Scored 20 or more points in four straight games - including a season-high 28 points against Northeast...Became a member of Rossvie's 1,000-point club...As a junior, she averaged 12.8 points, 3.2 rebounds, 2.4 assists and 1.6 steals per game to earn Leaf-Chronicle All-Area honors...Two-time District 10-AAA selection...Tallied 1,225 points, 312 rebounds, 228 assists and 180 steals for her career.

**PERSONAL**

Born on December 29, 2000...Daughter of Brandon and Lori Rippy...Has two siblings, Alexa and Bryant...Majoring in business.



**MACY RIPPY CAREER STATISTICS**

Year	GP-GS	Min	Avg	FG-A	Pct	3FG-A	Pct	FT-A	Pct	Off	Def	Tot	Avg	PF	A	TO	Blk	Stl	Pts	Avg
Total	-	-	-	-	-	-	-	-	-	-	-	-	-	-	-	-	-	-	-	-

**SKYHAWK CAREER BESTS**

Points: N/A	Rebounds: N/A	
Assists: N/A	Steals: N/A	Blocks: N/A
Field Goals Made: N/A	Attempted: N/A	
3-Pointers Made: N/A	Attempted: N/A	
Free Throws Made: N/A	Attempted: N/A	





## 2018-19

Redshirted due to NCAA transfer rules.

## BEFORE UTM

Pierce joins the Skyhawks after spending two seasons at San Francisco where she played under head coach Molly Goodenbour...Appeared in 59 games during her stint for the Dons...Averaged 3.8 points, 1.2 rebounds, 0.9 assists and 0.4 steals per game in 12.6 minutes per game as a sophomore...Shot 33.6 percent from the field, 33.3 percent from beyond the arc and 74.1 percent from the free throw line...Scored a career-high 16 points at Gonzaga on Jan. 13...Tallied three games in double figures for her career against Gonzaga (16), Sacramento State (11) and Pacific (10)...As a freshman, shot 43.8 percent (14-of-32) from beyond the arc.

## HIGH SCHOOL

Prepped at Parish Episcopal High School where she played for head coach John Griffin...Was a McDonald's All-American nominee as a senior...Earned first team all-state and all-district honors in TAPPS 5-A as a junior and a senior...Averaged 22.0 points, 5.6 rebounds, 4.0 steals and 3.0 assists per game while shooting 84 percent from the free throw line as a senior...Named TAPPS District 1-5A Offensive Player of the Year...Named first team all-state for large private schools as both a junior and senior...Named to the Texas Association of Basketball Coaches All-state team twice...Earned Female Athlete of the Year honors...Averaged 15 points, four assist and three steals per game as a junior...Scored over 1,500 points in three seasons at Parish Episcopal...Won the Super 65 National Championship and adidas National Championship on the AAU circuit with Texas Elite...Named Texas United EYBL...Helped team to a Silver Division championship at the Nike Nationals.

## PERSONAL

Born on July 9, 1997...Daughter of Dewayne and Carol Pierce...Has two siblings, Jacob and McKenzie...Majoring in marketing.



## ANNA PIERCE CAREER STATISTICS

\*2016-18 stats were at San Francisco

Year	GP-GS	Min	Avg	FG-A	Pct	3FG-A	Pct	FT-A	Pct	Off	Def	Tot	Avg	PF	A	TO	Blk	Stl	Pts	Avg
16-17*	28-0	212	7.6	19-52	.365	14-32	.438	9-11	.818	2	12	14	0.5	17	9	22	0	8	61	2.2
17-18*	31-0	390	12.5	38-113	.336	21-63	.333	20-27	.741	9	28	37	1.2	29	29	22	1	12	117	3.8
18-19	-	-	-	-	-	-	-	-	-	-	-	-	-	-	-	-	-	-	-	-
Redshirt Transfer Year																				
Total	59-0	602	10.2	57-165	36.5	35-95	36.8	29-38	76.3	11	40	51	0.8	46	38	44	1	20	178	3.0

## SKYHAWK CAREER BESTS

Points: N/A  
 Assists: N/A  
 Field Goals Made: N/A  
 3-Pointers Made: N/A  
 Free Throws Made: N/A  
 Rebounds: N/A  
 Steals: N/A  
 Attempted: N/A  
 Attempted: N/A  
 Attempted: N/A

Blocks: N/A





*Raegan*  
**JOHNSON**  
FORWARD • 6-2 • FRESHMAN  
MARTIN, TENN



**10**

## HIGH SCHOOL

Prepped at Westview High School where she played for head coach Brian Haskins... Helped lead the Lady Chargers to four-straight state tournament appearances...Tallied 12 points, nine rebounds to advance Westview to the program's first state finals appearance since 2003...Made a put-back at the buzzer in the state semifinals to advance to the Region 7-AA championship...Scored 22 points in a win over Lexington in the Region 7-AA semifinals...Earned preseason all-district honors as a senior...As a junior, averaging 8.0 points and 7.0 rebounds per game while shooting 67 percent from the floor...Led the squad to a District 13-AA and Region 7-AA championship as a junior.

## PERSONAL

Born on October 25, 2000...Daughter of Sandra Johnson...Majoring in family and consumer science.



## RAEGAN JOHNSON CAREER STATISTICS

Year	GP-GS	Min	Avg	FG-A	Pct	3FG-A	Pct	FT-A	Pct	Off	Def	Tot	Avg	PF	A	TO	Blk	Stl	Pts	Avg
Total	-	-	-	-	-	-	-	-	-	-	-	-	-	-	-	-	-	-	-	-

## SKYHAWK CAREER BESTS

Points: N/A

Assists: N/A

Field Goals Made: N/A

3-Pointers Made: N/A

Free Throws Made: N/A

Rebounds: N/A

Steals: N/A

Attempted: N/A

Attempted: N/A

Attempted: N/A

Blocks: N/A





## HIGH SCHOOL

Prepped at Nettleton High School where she played for head coach Jason Smith... Averaged 12.2 points, 5.4 rebounds, 1.8 assists, 1.4 steals in 19.8 minutes per game... Shot 60 percent from the field...Four-time all-conference honoree...Named all-state twice...AHSCA All-Star nominee...Four-time conference champion...Posted an 111-12 record...Helped team to three straight state semifinal appearances...Led the Raiders to a 29-3 mark as a junior, tallying 9.5 points, 6.5 rebounds, 1.9 steals, 1.0 assists and 1.0 blocks per game while shooting 53 percent from the field.

## PERSONAL

Born on March 3, 2001...Daughter of Janice Watkins...Has one sibling, Kamilah...Still deciding on a major.



## DASIA YOUNG CAREER STATISTICS

Year	GP-GS	Min	Avg	FG-A	Pct	3FG-A	Pct	FT-A	Pct	Off	Def	Tot	Avg	PF	A	TO	Blk	Stl	Pts	Avg
Total	-	-	-	-	-	-	-	-	-	-	-	-	-	-	-	-	-	-	-	-

## SKYHAWK CAREER BESTS

Points: N/A  
Assists: N/A  
Field Goals Made: N/A  
3-Pointers Made: N/A  
Free Throws Made: N/A

Rebounds: N/A  
Steals: N/A  
Attempted: N/A  
Attempted: N/A  
Attempted: N/A

Blocks: N/A





## 2018-19

Played in 19 games for the Skyhawks while earning five starts...Averaged 2.3 points, 1.7 rebounds, 1.8 assists, 0.3 steals and 0.2 blocks in 8.5 minutes per game...Tallied 44 points, 33 rebounds, 34 assists, six steals and three blocks...Shot 40.5 percent from the field and 66.7 percent from the free throw line...Tallied season-highs in points (eight) and rebounds (eight) against Austin Peay (Jan. 12)...Notched nine assists at Eastern Kentucky (Jan. 17)...Dished five assists vs. Mississippi Valley State (Dec. 29)...Tallied multi-steal outings against Mississippi Valley State (Dec. 29) and Murray State (Feb. 21)...Recorded blocks against Southeast Missouri (Jan. 5), Austin Peay (Jan. 12) and Morehead State (Jan. 19)...Posted assist/turnover ratio of 1.5.

## 2017-18:

Granted medical redshirt.

## BEFORE UTM

Stanford joins the Skyhawks after a brief one-year stay at Motlow State where she played under head coach Bart Walker and helped lead the team to its best season in school history, advancing to the national tournament and finishing with a 27-6 record...Stanford played in 33 games for the Lady Bucks, averaging 9.5 points, 6.7 assists, 4.8 rebounds and 2.7 steals per game...She led the NJCAA with 220 assists while ranking 14th nationally with a 2.7 assist to turnover ratio...Her best offensive game of the season came on back-to-back nights where she scored 20 points against Jackson State and 19 points against Walters State...She tallied five double-doubles...Her best game came against Southwest Tennessee where she flirted with a triple-double with 17 points, 13 assists, nine rebounds and four steals...She tallied 23 games with five or more assists, including seven games over double figures and a pair of 13-assist performances...Notched 23 multi-steal games.

## HIGH SCHOOL

Prepped at North Hardin High School under head coach Darry Murray...As a senior she averaged 17.6 points, 4.0 rebounds, 3.9 assists and 3.0 steals per game as a senior...Played in the KABC Annual Dawahares East West All Star Game and the Ohio-Kentucky All-Star Game...Earned 5th Region Coaches All-Region honors...Ranked as a top-12 prospect in the state of Kentucky by Rick Bolus' High Potential Recruiting Service.

## PERSONAL

Born on Aug. 15, 1997...Daughter of Kamilah Gregory...Has two siblings, Jasmine and Jada...Majoring in exercise science and wellness.



## TAMIAH STANFORD CAREER STATISTICS

Year	GP-GS	Min	Avg	FG-A	Pct	3FG-A	Pct	FT-A	Pct	Off	Def	Tot	Avg	PF	A	TO	Blk	Stl	Pts	Avg
16-17*	33-33	-	-	103-215	47.9	6-15	40.0	102-174	58.6	43	114	157	4.8	67	220	81	19	89	314	9.5
17-18	-	-	-	-	-	-	Missed Season With Injury													
18-19	19-5	162	8.5	15-37	.405	0-6	.000	14-21	.667	8	25	33	1.7	25	34	23	3	6	44	2.3
Total	52-38	162	8.5	118-252	.468	6-21	.285	116-195	.594	51	139	190	3.6	92	254	104	22	95	358	6.8

\*2016-17 stats were at Motlow State CC

## SKYHAWK CAREER BESTS

- |  |   |
|--|---|
| <b>Points:</b> 8 vs. Austin Peay (1/12/19)                       | <b>Rebounds:</b> 8, 2x, last vs. Austin Peay (1/12/19)    |
| <b>Assists:</b> 9 at Eastern Kentucky (1/17/19)                  | <b>Steals:</b> 2, 2x, last at Murray State (2/21/19)      |
| <b>Field Goals Made:</b> 2, 6x, last at Morehead State (1/19/19) | <b>Blocks:</b> 1, 3x, last at Morehead State (1/19/19)    |
| <b>3-Pointers Made:</b> N/A                                      | <b>Attempted:</b> 5 vs. Austin Peay (1/12/19)             |
| <b>Free Throws Made:</b> 6 vs. Austin Peay (1/12/19)             | <b>Attempted:</b> 2, 2x, last at Morehead State (1/19/19) |
|  | <b>Attempted:</b> 9 vs. Austin Peay (1/12/19)             |





# zaire HICKS

GUARD • 5-7 • JUNIOR  
MEMPHIS, TENN

14



## 2018-19

Played in 32 games for the Skyhawks while earning 31 starts...Averaged 8.6 points, 2.2 rebounds, 2.4 assists, 1.4 steals and 0.1 blocks in 25.5 minutes per game...Tallied 276 points, 71 rebounds, 77 assists, 45 steals and two blocks...Shot 35.0 percent from the field, 31.1 percent from beyond the arc and 77.8 percent from the free throw line...Scored in double figures 14 games, including season-highs of 19 points against Alabama Huntsville (Dec. 19) and Murray State (March 7)...Made three or more three-pointers seven times, including a season-high four against Samford (Nov. 6)...Recorded a season-high seven rebounds against Murray State (March 7)...Tallied four games with at least five assists, including a season-high six assists against Tennessee State (Jan. 31) and Murray State (March 7)...Notched 12 multi-steal outings, including a season-high four steals against Austin Peay (Feb. 23).

## 2017-18:

Saw action in 32 games for the Skyhawks while earning one start against Alabama-Huntsville...Averaged 2.9 points, 1.3 rebounds, 0.9 assists and 0.8 steals in 10.8 minutes per game...Tallied 93 points, 43 rebounds, 29 assists, 24 steals and one block...Shot 32.9 percent from the field, 35.0 percent from beyond the arc and 62.2 percent from the free throw line...Tallied season-highs with 12 points against Southern Illinois (Nov. 10) and Austin Peay (Feb. 1)...Scored in double figures three times against Southern Illinois (Nov. 10), SIUE (Jan. 20) and Austin Peay (Feb. 1)...Tallied a season-high six rebounds at Southern Illinois (Nov. 10)...Recorded season-high four assists against Eastern Illinois (Feb. 17)...Notched season-high four steals against Alabama-Huntsville (Nov. 13).

## HIGH SCHOOL

Hicks joins the Skyhawks from White Station High School where she played for head coach Tommy Warren, helping lead the Lady Spartans to a 26-4 record and a District 16AAA title...She averaged 10.9 points, 3.4 assists, 2.1 rebounds and 1.8 steals per game...She was named a McDonald's All-American nominee...Named to Commercial Appeal's All-Metro team...Prior to her senior season she transferred from Memphis Metro Homeschool where she averaged 16.4 points, 5.3 rebounds, 3.9 steals and 3.7 assists per game as a junior...She was named the 2015-16 Christian Homeschool Basketball National Junior Defensive Player of the Year while earning first team all-region and all-tournament honors along with Regional Defensive Player of the Year and Newcomer of the Year awards.

## PERSONAL

Aug. 15, 1999...Daughter of Alvin and Coretta Hicks...Has three siblings, Ishmael, Fayr and Yasir...Still deciding on a major.



## ZAIRE HICKS CAREER STATISTICS

Year	GP-GS	Min	Avg	FG-A	Pct	3FG-A	Pct	FT-A	Pct	Off	Def	Tot	Avg	PF	A	TO	Blk	Stl	Pts	Avg
17-18	32-1	344	10.8	28-85	.329	14-40	.350	23-37	.622	15	28	43	1.3	36	29	23	1	24	93	2.9
18-19	32-31	816	25.5	100-286	.350	41-132	.311	35-45	.778	25	46	71	2.2	63	77	43	2	45	276	8.6
<b>Total</b>	<b>64-32</b>	<b>1160</b>	<b>18.1</b>	<b>128-371</b>	<b>.345</b>	<b>55-172</b>	<b>.320</b>	<b>58-82</b>	<b>.707</b>	<b>40</b>	<b>74</b>	<b>114</b>	<b>1.8</b>	<b>99</b>	<b>106</b>	<b>66</b>	<b>3</b>	<b>69</b>	<b>369</b>	<b>5.8</b>

## SKYHAWK CAREER BESTS

**Points:** 19, 2x, last vs. Murray State (3/7/19)

**Assists:** 6, 2x, last vs. Murray State (3/7/19)

**Field Goals Made:** 7, 2x, last vs. Murray State (3/7/19)

**3-Pointers Made:** 4 vs. Samford (11/6/18)

**Free Throws Made:** 6 vs. Tennessee State (3/2/19)

**Rebounds:** 7 vs. Murray State (3/7/19)

**Steals:** 4, 2x, last at Austin Peay (2/23/19)

**Attempted:** 17 vs. Jacksonville State (2/7/19)

**Attempted:** 9 at Eastern Kentucky (1/17/19)

**Attempted:** 9 at Southeast Missouri (2/24/18)

**Blocks:** 1, 3x, last vs. Jacksonville State (2/7/19)





Brittini  
**MOORE**

FORWARD • 5-10 • SOPHOMORE  
**MEMPHIS, TENN**



**15**

## AWARDS AND HONORS

2019 OVC All-Newcomer Team

Two-time OVC Freshman of the Week: 12/24/18 and 1/29/19

## 2018-19

Named to OVC All-Newcomer Team...Tabbed OVC Freshman of the Week twice... Played in 31 games for the Skyhawks while earning 15 starts to close out the season... Averaged 8.5 points, 3.3 rebounds, 0.5 assists, 1.2 steals and 0.3 blocks in 22.7 minutes per game...Tallied 263 points, 102 rebounds, 16 assists, 37 steals and 10 blocks...Shot 41.1 percent from the floor, 44.7 percent from beyond the arc and 76.2 percent from the free throw line...Scored in double figures 11 times, including a season-high 22 points against Eastern Illinois (Jan. 24)...Ranked second in the OVC in three-point field goal percentage (44.7) and seventh in three-point field goals made (59)...Tallied eight games with at least three three-point field goals made, including a season-high five against Eastern Illinois (Jan. 24)...Was perfect from the free throw line with at least five attempts in three contest against Northwestern (Nov. 25), Eastern Illinois (Jan. 24) and Jacksonville State (Feb. 7)...Notched nine games with at least five rebounds, including a season-high eight rebounds against Belmont (March 9)...Recorded 11 multi-steal outings, including a five-steal performance against Murray State (Feb. 21).

## HIGH SCHOOL

Prepped at White Station High School where she played for head coach Tommy Warren...Scored 35 point and grabbed nine rebounds against Southwind while notching 29 points and 18 rebounds against Whitehaven to earn Memphis Area Player of the Week honors by the Commercial Appeal...Continues a trend of former Spartans to join the Skyhawks after averaging 12.1 points, 7.6 rebounds, 2.2 assists, 2.2 steals and 0.8 blocks per game as a junior en route to a 22-4 overall record and No. 4 ranking in the state of Tennessee...Named to the Commercial Appeal AAA All-Metro Team.

## PERSONAL

Born on Feb. 11, 2000...Daughter of James and Alyssa Moore...Has three siblings, Marshall, Justin and Kobly...Still deciding on major.



## BRITNI MOORE CAREER STATISTICS

Year	GP-GS	Min	Avg	FG-A	Pct	3FG-A	Pct	FT-A	Pct	Off	Def	Tot	Avg	PF	A	TO	Blk	Stl	Pts	Avg
18-19	31-15	703	22.7	86-209	.411	59-132	.447	32-42	.7692	27	75	102	3.3	77	16	26	10	37	263	8.5
<b>Total</b>	<b>31-15</b>	<b>703</b>	<b>22.7</b>	<b>86-209</b>	<b>.411</b>	<b>59-132</b>	<b>.447</b>	<b>32-42</b>	<b>.7692</b>	<b>27</b>	<b>75</b>	<b>102</b>	<b>3.3</b>	<b>77</b>	<b>16</b>	<b>26</b>	<b>10</b>	<b>37</b>	<b>263</b>	<b>8.5</b>

## SKYHAWK CAREER BESTS

Points: 22 vs. Eastern Illinois (1/24/19)

Assists: 2, 3x, last vs. Morehead State (3/8/19)

Field Goals Made: 6, 4x, last vs. Southeast Missouri (2/14/19)

3-Pointers Made: 5 vs. Eastern Illinois (1/24/19)

Free Throws Made: 6, 2x, vs. Jacksonville State (2/7/19)

Rebounds: 8 vs. Belmont (3/9/19)

Steals: 5 at Murray State (2/21/19)


Attempted: 14 at Murray State (2/21/19)

Attempted: 9, 2x, vs. Belmont (3/9/19)

Attempted: 6, 3x, vs. Jacksonville State (2/7/19)

Blocks: 1, 13x, last vs. Belmont (3/9/19)





## AWARDS AND HONORS

2019-20 Preseason All-OVC  
 2019 All-OVC Second Team  
 2018-19 OVC Commissioner's Honor Roll  
 2018-19 Preseason All-OVC  
 2017-18 OVC Commissioner's Honor Roll  
 2018 Team MVP  
 2018 OVC All-Tournament Team  
 2018 OVC All-Newcomer Team  
 Three-time OVC Freshman of the Week: 12/12/17, 2/13/18 and 2/26/18

## 2018-19

Named to All-OVC second team...Tabbed to Preseason All-OVC team...Played in all 32 games for the Skyhawks while earning 31 starts...Averaged 12.0 points, 5.5 rebounds, 1.3 assists, 1.2 steals and 2.2 blocks in 24.6 minutes per game...Tallied 384 points, 177 rebounds, 43 assists, 37 steals and 71 blocks...Shot 44.9 percent from the field, 34.8 percent from beyond the arc and 78.2 percent from the free throw line...Tallied 19 games in double figures, along with four games with at least 20 points against Arkansas State (Nov. 17), Eastern Kentucky (Jan. 17), Tennessee Tech (Feb. 9) and Murray State (March 7)...Scored a season-high 28 points against Tennessee Tech (Feb. 9)...Made 10 field goals against Eastern Kentucky (Jan. 17) and Tennessee Tech (Feb. 9)...Tallied three double-doubles against Austin Peay (Jan. 12), Eastern Kentucky (Jan. 17) and Southeast Missouri (Feb. 14)...Made a season-best five three-pointers against Tennessee Tech (Feb. 9)...Ranked 24th in the nation with 71 blocks and 30th in blocks per game (2.22)...Ranked second in the OVC in blocks...Recorded 20 multi-block outings, including a seven-block night against Tennessee Tech (Feb. 9), finishing just one off the program record...Tallied six blocks against Mississippi Valley State (Dec. 29) and Morehead State (Jan. 19)...Notched five or more rebounds in 17 games along with three in double figures...Dished out a season-high four assists against Belmont (Feb. 28)...Recorded 10 multi-steal outings along with a season-high four against Mississippi Valley State.

## 2017-18:

Named an OVC All-Newcomer...Tabbed to the OVC All-Tournament team...Played in all 34 games for the Skyhawks while earning 33 starts...Named OVC Freshman of the Week three times (Dec. 12, Feb. 13 and Feb. 26)...Averaged 11.2 points, 4.7 rebounds, 1.3 steals, 1.2 assists and 1.1 blocks in 26.4 minutes per game...Tallied 381 points, 194 rebounds, 43 steals, 41 assists and 38 blocks...Shot 42.2 percent from the field, 32.0 percent from beyond the arc and 86.7 percent from the free throw line...Ranked second in the nation amongst true-freshmen with an 86.7 free throw percentage...Scored a season-high 24 points against Morehead State...Eclipsed double-figures 20 times, including four games with at least 20 points against Morehead State (Jan. 13), Southeast Missouri (Feb. 10), Morehead State (Feb. 22) and SIUE (March 2)...Tallied one double-double against Eastern Illinois with 16 points and 11 rebounds on Jan. 18...Ranked as the OVC's fourth top-scoring freshman...Her 38 blocks ranked fourth on the program's single-season leaderboard...Named OVC Commissioner's Honor Roll.

## HIGH SCHOOL

Perry joins the Skyhawks from Middleton High School where she played for head coach James Burkley while helping lead the Lady Tigers to a 32-1 record and a berth in the state semifinals as a junior...During her senior campaign, she averaged 13.9 points, 12.0 rebounds, 4.7 blocks, 2.3 steals and 1.8 assists per game...A member of the program's 1,000-point club, posted a game where she tallied 19 points, 20 rebounds and nine blocks against Haywood County...As a junior she averaged a double-double with 12.5 points and 11.7 rebounds while tallying 2.9 steals, 2.6 blocks and 2.0 assists per game...A two-time TSWA Class A all-state honoree, she was also heralded as a Jackson Sun Super Senior. During her sophomore season she averaged 9.0 points and 7.8 rebounds per game while leading her team to a 35-0 record and a state championship where she was named most valuable player. During her career, the Lady Tigers strung together a 67-game winning streak.

## PERSONAL

Born on June 7, 1999...Daughter of David Perry Jr. and Linda Meneses...Majoring in exercise science and wellness.



## CHELSEY PERRY CAREER STATISTICS

Year	GP-GS	Min	Avg	FG-A	Pct	3FG-A	Pct	FT-A	Pct	Off	Def	Tot	Avg	PF	A	TO	Blk	Stl	Pts	Avg
17-18	34-33	896	26.4	137-325	.422	16-50	.320	91-105	.867	75	119	194	5.7	104	41	70	38	43	381	11.2
18-19	32-31	787	24.6	146-325	.449	31-89	.348	61-78	.782	50	127	177	5.5	113	43	61	71	37	384	12.0
<b>Total</b>	<b>66-64</b>	<b>1683</b>	<b>25.5</b>	<b>283-650</b>	<b>.435</b>	<b>47-139</b>	<b>.338</b>	<b>152-183</b>	<b>.831</b>	<b>125</b>	<b>246</b>	<b>371</b>	<b>5.6</b>	<b>217</b>	<b>84</b>	<b>131</b>	<b>109</b>	<b>80</b>	<b>765</b>	<b>11.6</b>

## SKYHAWK CAREER BESTS

**Points:** 28 vs. Tennessee Tech (2/9/19)

**Assists:** 4, 5x, last vs. Belmont (2/28/19)

**Field Goals Made:** 10 at Eastern Kentucky (1/17/19)

**3-Pointers Made:** 5 vs. Tennessee Tech (2/9/19)

**Free Throws Made:** 9 vs. SIUE (3/2/18)

**Rebounds:** 12, 3x, last at Eastern Kentucky (1/17/19)

**Steals:** 4, 2x, last vs. Mississippi Valley State (12/29/18) **Blocks:** 7 vs. Southeast Missouri (2/14/19)

**Attempted:** 19, 2x, last vs. Tennessee Tech (2/9/19)

**Attempted:** 8, 2x, last vs. Belmont (3/9/19)

**Attempted:** 9, 2x, last vs. SIUE (3/2/18)





## AWARDS AND HONORS

- 2019-20 Preseason All-OVC
- 2018-19 OVC Commissioner's Honor Roll
- 2017-18 OVC Medal of Honor
- 2017-18 OVC Commissioner's Honor Roll

## 2018-19

Played in all 32 games for the Skyhawks while earning 31 starts...Averaged 8.0 points, 7.3 rebounds, 1.4 assists, 0.9 steals and 0.7 blocks in 25.9 minutes per game...Tallied 256 points, 234 rebounds, 46 assists, 29 steals and 22 blocks...Shot 39.6 percent from the field, 29.3 percent from beyond the arc and 75.0 percent from the free throw line...Scored in double figures 10 times while tallying a season-high 20 points against Southeast Missouri (Jan. 5), Belmont (Feb. 2) and Tennessee State (March 2)...Tallied three double-doubles on the season against Belmont (Feb. 2) and Tennessee State (March 2)...Arguably posted her best game against Tennessee State (March 2), notching season-bests with 20 points and 16 rebounds...Ranked sixth in the OVC in defensive rebounds (4.8), ninth in total rebounds (7.3) and 10th in offensive boards (2.5)...Tallied 25 games with at least five rebounds along with seven games in double figures...Dished out a season-high five assists against Alabama Huntsville (Dec. 19)...Recorded seven multi-block outings...Tallied eight multi-steal contests.

## 2017-18:

Played in all 34 games for the Skyhawks while earning three starts...Averaged 5.7 points, 5.5 rebounds, 1.1 assists, 0.6 blocks and 0.5 steals in 21.7 minutes per game...Tallied 195 points, 187 rebounds, 39 assists, 19 blocks and 17 steals...Shot 46.6 percent from the field, 30.6 percent from beyond the arc and 78.6 percent from the free throw line...Scored in double figures five times against North Carolina A&T (Nov. 30), Purdue (Dec. 18), Tennessee State (Dec. 28), Eastern Kentucky (Feb. 8) and Eastern Illinois (Feb. 17)...Scored a season-high 13 points at Purdue (Dec. 18)...Notched a double-double against Eastern Illinois (Feb. 17) with 11 points and 12 rebounds...Recorded at least five rebounds on 21 different occasions...Tallied three games with double-digit rebounds against Alabama-Huntsville (Nov. 13), Chattanooga (Dec. 2) and Eastern Illinois (Feb. 17)...Notched a season-high four assists against Southeast Missouri (Feb. 10)...Tallied two multi-steal outings against Rhodes College (Dec. 7) and Eastern Illinois (Feb. 17)...Recorded a season-high four blocks against Southeast Missouri in the OVC Tournament (Feb. 28)...Named OVC Commissioner's Honor Roll.

## HIGH SCHOOL

Waldrop joins the Skyhawks from Murray High School where she played for head coach Rechelle Turner while leading the Lady Tigers to a 28-6 mark...After returning from injury, she played in 23 games en route to earning Associated Press all-state honors for the second time after eclipsing 12 points and 6.7 rebounds per game as a senior...During her stellar junior season, Waldrop averaged 14.5 points and 6.7 rebounds per games for an all-state nod...The Lady Tigers tallied their first All "A" Classic state championship in January before reaching the final four of the Kentucky state tournament...She was also named WPSD Female Athlete of the Year during her junior campaign and to the 2016 Herald-Leader All-State team.

## PERSONAL

Born on Feb. 23, 1999...Daughter of Mark and Jennifer Waldrop...Has one sibling, Tommy...Majoring in mathematics.



## MADDIE WALDROP CAREER STATISTICS

Year	GP-GS	Min	Avg	FG-A	Pct	3FG-A	Pct	FT-A	Pct	Off	Def	Tot	Avg	PF	A	TO	Blk	Stl	Pts	Avg
17-18	34-3	738	21.7	68-146	.466	15-49	.306	44-56	.786	51	136	187	5.5	91	39	51	19	17	195	5.7
18-19	32-31	830	25.9	76-192	.369	17-58	.293	87-116	.750	80	154	234	7.3	81	46	51	22	29	256	8.0
<b>Total</b>	<b>66-34</b>	<b>1568</b>	<b>23.8</b>	<b>144-338</b>	<b>.426</b>	<b>32-107</b>	<b>.299</b>	<b>131-172</b>	<b>.762</b>	<b>131</b>	<b>290</b>	<b>421</b>	<b>6.4</b>	<b>172</b>	<b>85</b>	<b>102</b>	<b>41</b>	<b>46</b>	<b>451</b>	<b>6.8</b>

## SKYHAWK CAREER BESTS

- |   |  |
|---|--|
| Points: 20, 3x, last vs. Tennessee State (3/2/19) | Rebounds: 16 vs. Tennessee State (3/2/19)  |
| Assists: 5 vs. UA Huntsville (12/19/18)           | Steals: 4 at Lipscomb (12/9/18)            |
| Field Goals Made: 8 vs. Tennessee State (3/2/19)  | Attempted: 14 vs. Tennessee Tech (2/9/19)  |
| 3-Pointers Made: 3, 2x, last at Belmont (2/2/19)  | Attempted: 8 at Belmont (2/2/19)           |
| Free Throws Made: 10 at Tennessee State (1/31/19) | Attempted: 15 at Tennessee State (1/31/19) |
| Blocks: 4 vs. Southeast Missouri (2/28/18)        |  |





## AWARDS AND HONORS

Two-time OVC Freshman of the Week: 13/31/18 and 1/8/19

### 2018-19

Named OVC Freshman of the Week twice...Played in all 32 games for the Skyhawks while earning 10 starts...Averaged 8.1 points, 3.5 rebounds, 0.6 assists, 1.2 steals and 0.3 blocks in 16.2 minutes per game...Tallied 260 points, 113 rebounds, 19 assists, 38 steals and 11 blocks...Shot 48.8 percent from the field, 27.3 percent from beyond the arc and 74.6 percent from the free throw line...Tallied 12 games in double figures, including a season-high 17 points against Christian Brothers (Nov. 19) and Chattanooga (Nov. 28)...Posted a span of games where she scored in double figures in nine of 12 contests...Notched 10 games with at least five rebounds, including a season-high nine rebounds against Mississippi Valley State (Dec. 29)...Dished out a season-high three assists against IUPUI (Nov. 13), Arkansas State (Nov. 17) and Belmont (Feb. 28)...Notched 10 multi-steal outings, including a season-high five steals against Christian Brothers (Nov. 19)...Tallied a season-high two blocks against Murray State (March 7).

### 2017-18:

Granted medical redshirt.

### HIGH SCHOOL

Griffin joins the Skyhawks from White Station High School where she played for head coach Tommy Warren while helping lead the Lady Spartans to a 26-4 record and a District 16AAA title...She averaged 9.6 points, 4.5 rebounds, 2.8 assists, 2.2 steals and 0.8 blocks per game as a senior...Named to the Commercial Appeal's All-Metro team...She posted a strong junior campaign, averaging 16.0 points and 8.0 rebounds per game...Tallied a career-high 39-point performance during her junior season en route to being named to the AAA Commercial Appeal Best of Preps team.

### PERSONAL

Born on March 18, 1999...Daughter of Henry and Lolissa Griffin...Has one sibling, Darius...Majoring in exercise science and wellness.



## DAMIAH GRIFFIN CAREER STATISTICS

Year	GP-GS	Min	Avg	FG-A	Pct	3FG-A	Pct	FT-A	Pct	Off	Def	Tot	Avg	PF	A	TO	Blk	Stl	Pts	Avg
17-18	-	-	-	-	-	-	-	-	-	-	-	-	-	-	-	-	-	-	-	-
18-19	32-10	517	16.2	102-209	.488	9-33	.273	47-63	.746	45	68	113	3.5	70	19	38	11	38	260	8.1
Total	32-10	517	16.2	102-209	.488	9-33	.273	47-63	.746	45	68	113	3.5	70	19	38	11	38	260	8.1

### SKYHAWK CAREER BESTS

Points: 17, 2x, last at Chattanooga (11/28/18)

Assists: 3, 3x, last vs. Belmont (2/28/19)

Field Goals Made: 8 at Chattanooga (11/28/18)

3-Pointers Made: 2 vs. Jacksonville State (2/7/19)

Free Throws Made: 6 at IUPUI (11/13/18)

Rebounds: 9, 2x, last at SIUE (2/16/19)

Steals: 5 vs. Christian Brothers (11/19/18)

Attempted: 15 at Chattanooga (11/28/18)

Attempted: 5 at Belmont (2/2/19)

Attempted: 6, 2x, at Southeast Missouri (1/5/19)

Blocks: 2 vs. Murray State (3/7/19)





hayley  
**HARRISON**  
FORWARD • 5-10 • FRESHMAN  
WINCHESTER, KY

**23**



### HIGH SCHOOL

Prepped at George Rogers Clark High School where she played for head coach Robbie Graham and Scott True...Averaged 16.4 points per game while shooting 49.1 percent from the floor, 39.4 percent from beyond the arc and 79.5 percent from the free throw line as a senior...Tallied 22 points and eight rebounds at the Republic Bank/Coca-Cola Consolidated Louisville Invitational...Helped lead the Lady Cardinals back-to-back KHSAA Girls Sweet Sixteen Basketball Tournament appearances as a junior and senior...Played in 33 games as a junior, tallying 13.1 points and 2.5 rebounds per game along with shooting 50 percent from the floor...Made 58 three-pointers while shooting 43.6 percent from beyond the arc...Named to the 2018 Kentucky Junior All-Stars team.

### PERSONAL

Born on July 2, 2001...Daughter of Sonny and Jennifer Harrison...Has two siblings, Hagan and Houston...Still deciding on a major.



### HAYLEY HARRISON CAREER STATISTICS

Year	GP-GS	Min	Avg	FG-A	Pct	3FG-A	Pct	FT-A	Pct	Off	Def	Tot	Avg	PF	A	TO	Blk	Stl	Pts	Avg
Total	-	-	-	-	-	-	-	-	-	-	-	-	-	-	-	-	-	-	-	-

### SKYHAWK CAREER BESTS

Points: N/A	Rebounds: N/A	
Assists: N/A	Steals: N/A	Blocks: N/A
Field Goals Made: N/A	Attempted: N/A	
3-Pointers Made: N/A	Attempted: N/A	
Free Throws Made: N/A	Attempted: N/A	





**Kyarra**  
**GRANT**  
GUARD • 5-7 • SOPHOMORE  
CHOCTAW, MISS

**30**



## AWARDS AND HONORS

2018-19 OVC Commissioner's Honor Roll

### 2018-19

Played in 18 games for the Skyhawks...Averaged 1.9 points, 0.3 rebounds, 0.5 assists and 0.4 steals in 5.7 minutes per game...Tallied 35 points, six rebounds, nine assists and eight steals...Scored a season-high nine points against Alabama Huntsville (Dec. 19)...Tallied eight points against Samford in her collegiate debut (Nov. 6)...Tallied season-high three steals vs. Arkansas State (Nov. 17)...Notched two assists against Christian Brothers (Nov. 19).

### HIGH SCHOOL

Prepped at Choctaw Central High School where she played for head coach Bill Smith...Joins her fraternal twin sister, Kyannah, after leading the Warriors to back-to-back Mississippi 3A state championships with a combined record of 65-4 over the past two seasons...Averaged 8.0 points, 2.9 rebounds and 1.6 assists per game as a senior, including a game-high 20 points in the state championship game...Named to the 2017-18 Clarion Ledger girls' basketball Dandy Dozen and 2018 Premier Preps of East Mississippi team...Four-time all-region selection...Played in the Mississippi-Alabama All-Star game...Averaged 11.0 points, five rebounds and four assists per game as a junior...Ranked as a three-star guard by ESPN with a scout grade of 88 and as the 92nd-best off guard in the nation.

### PERSONAL

Born on Aug. 25, 2000...Daughter of Shaun and Gwendolyn Grant...Has three siblings, She'Chem, Sri and Kyannah...Majoring in biology, pre-med.



### KYARRAH GRANT CAREER STATISTICS

Year	GP-GS	Min	Avg	FG-A	Pct	3FG-A	Pct	FT-A	Pct	Off	Def	Tot	Avg	PF	A	TO	Blk	Stl	Pts	Avg
18-19	18-0	103	5.7	11-32	.344	7-20	.350	6-8	.750	1	5	6	0.3	21	9	7	0	8	35	1.9
<b>Total</b>	<b>18-0</b>	<b>103</b>	<b>5.7</b>	<b>11-32</b>	<b>.344</b>	<b>7-20</b>	<b>.350</b>	<b>6-8</b>	<b>.750</b>	<b>1</b>	<b>5</b>	<b>6</b>	<b>0.3</b>	<b>21</b>	<b>9</b>	<b>7</b>	<b>0</b>	<b>8</b>	<b>35</b>	<b>1.9</b>

### SKYHAWK CAREER BESTS

**Points:** 9 vs. UA Huntsville (12/19/18)

**Assists:** 2 vs. Christian Brothers (11/19/18)

**Field Goals Made:** 3 vs. UA Huntsville (12/19/18)

**3-Pointers Made:** 2 vs. Samford (11/6/18)

**Free Throws Made:** 2, 2x, last vs. UA Huntsville (12/19/18)

**Rebounds:** 1, 6x, last at Belmont (2/2/19)

**Steals:** 3 vs. Arkansas State (11/17/18)

**Attempted:** 5, 2x, last vs. UA Huntsville (12/19/18)

**Attempted:** 5 vs. Samford (11/6/18)

**Attempted:** 2, 5x, last at Belmont (2/2/19)

**Blocks:** N/A





**KYANNAH**  
**GRANT**  
 GUARD • 5-7 • SOPHOMORE  
 CHOCTAW, MISS

**31**



## AWARDS AND HONORS

2018-19 OVC Commissioner's Honor Roll

### 2018-19

Played in 26 games for the Skyhawks...Averaged 2.9 points, 0.6 rebounds, 1.2 assists and 0.7 steals in 8.5 minutes per game...Tallied 75 points, 16 rebounds, 32 assists and 17 steals...Tallied a pair of games in double figures...Scored a season-high 14 points against Christian Brothers (Nov. 19)...Tallied 11 points vs. SIUE (Jan. 26)...Recorded a season-high three rebounds against Christian Brothers (Nov. 19 and SIUE (Jan. 26)...Notched 10 games with multiple assists, including six games with three...Snatched a season-high five steals against Christian Brothers (Nov. 19).

### HIGH SCHOOL

Prepped at Choctaw Central High School where she played for head coach Bill Smith...Joins her fraternal twin sister, Kyarra, after leading the Warriors to back-to-back Mississippi 3A state championships with a combined record of 65-4 over the past two seasons...Averaged 7.6 points, 2.2 rebounds and 1.9 assists per game as a senior, including 13 points and a team-high six rebounds in the state championship game...Named to the 2017-18 Clarion Ledger girls' basketball Dandy Dozen and 2018 Premier Preps of East Mississippi team...Four-time all-region selection...Played in the Mississippi-Alabama All-Star game...Averaged 10.0 points, five rebounds and four assists per game as a junior while being named the C SPIRE Scholar-Athlete of the Game in the state championship game...Ranked as a three-star guard by ESPN with a scout grade of 88 and as the 83rd-best point guard in the nation.

### PERSONAL

Born on Aug. 25, 2000...Daughter of Shaun and Gwendolyn Grant...Has three siblings, She'Chem, Sri and Kyarra...Majoring in biology, pre-med.



## KYANNAH GRANT CAREER STATISTICS

Year	GP-GS	Min	Avg	FG-A	Pct	3FG-A	Pct	FT-A	Pct	Off	Def	Tot	Avg	PF	A	TO	Blk	Stl	Pts	Avg
18-19	26-0	222	8.5	27-50	.540	10-22	.455	11-14	.786	8	8	16	0.6	34	32	24	0	17	75	2.9
<b>Total</b>	<b>26-0</b>	<b>222</b>	<b>8.5</b>	<b>27-50</b>	<b>.540</b>	<b>10-22</b>	<b>.455</b>	<b>11-14</b>	<b>.786</b>	<b>8</b>	<b>8</b>	<b>16</b>	<b>0.6</b>	<b>34</b>	<b>32</b>	<b>24</b>	<b>0</b>	<b>17</b>	<b>75</b>	<b>2.9</b>

### SKYHAWK CAREER BESTS

**Points:** 14 vs. Christian Brothers (11/19/18)

**Assists:** 3, 6x, last at Belmont (2/2/19)

**Field Goals Made:** 6 vs. Christian Brothers (11/19/18)

**3-Pointers Made:** 2 vs. SIUE (1/26/19)

**Free Throws Made:** 3 vs. SIUE (1/26/19)

**Rebounds:** 3, 2x, vs. SIUE (1/26/19)

**Steals:** 5 vs. Christian Brothers (11/19/18) **Blocks:** N/A

**Attempted:** 10 vs. Christian Brothers (11/19/18)

**Attempted:** 4 vs. SIUE (1/26/19)

**Attempted:** 4 vs. SIUE (1/26/19)





## AWARDS AND HONORS

2018-19 OVC Commissioner's Honor Roll

### 2018-19

Played in 27 games for the Skyhawks...Averaged 2.9 points, 2.6 rebounds, 0.6 assists, 0.4 steals and 0.4 blocks in 8.4 minutes per game...Tallied 77 points, 70 rebounds, 16 assists, 11 steals and 11 blocks...Shot 43.2 percent from the field, 17.4 percent from beyond the arc and 56.3 percent from the free throw line...Eclipsed double figures twice on the season...Scored a season-high 12 points in 30 minutes against Belmont (Feb. 28)...Scored 10 points on the road at Murray State (Feb. 21)...Posted a four-game stretch against Murray State, Austin Peay, Belmont and Tennessee State to close out the regular season where she shot 80.9 percent from the floor, averaging 9.2 points in 19.2 minutes per game...Notched five games with at least five rebounds, including a season-high nine rebounds against Christian Brothers (Nov. 19)...Tallied three assists against Alabama Huntsville (Dec. 19)...Tallied a pair of steals against Arkansas State (Nov. 17), Mississippi Valley State (Dec. 29) and Murray State (Feb. 21)...Recorded a season-best three blocks against Mississippi Valley State (Dec. 29).

### 2017-18:

Saw action in 22 games for the Skyhawks while earning one start against Alabama-Huntsville...Averaged 1.0 points, 0.8 rebounds, 0.2 steals, 0.1 assists and 0.1 blocks in 4.4 minutes per game...Tallied 23 points, 17 rebounds, four steals, three assists and three blocks...Shot 41.7 percent from the field, 25.0 percent from beyond the arc and 25.0 percent from the free throw line...Scored a season-high seven points against Alabama-Huntsville (Nov. 13)...Scored four points against Southern Illinois (Nov. 10), Western Carolina (Nov. 26) and Eastern Illinois (Feb. 17)...Recorded a season-high four rebounds vs. Rhodes College (Dec. 7).

### HIGH SCHOOL

Burdick joins the Skyhawks from Marshall High School where she prepped for head coach Kathy Miller, helping lead the Lady Lions to a 23-6 record as a senior...She averaged 15.6 points, 12.0 rebounds, 4.0 blocks, 2.4 assists and 1.8 steals per game...She excelled from the field, shooting 57 percent from the floor while converting 90 percent of her free throw attempts...She was named a to the all-state second team by the Illinois Basketball Coaches Association...As a junior she averaged a double-double with 16.9 points and 12.2 rebounds while tallying 4.0 blocks, 2.2 steals and 1.0 assists per game...She broke the school's single-season rebound record as a junior with 329 while earning all-conference and all-state honors...She nearly averaged a double-double as a sophomore, tallying 10.8 points, 9.4 rebounds, 5.0 blocks, 3.9 steals and 2.7 assists per game.

### PERSONAL

Born on Dec. 31, 1998...Daughter of Jim and Sara Burdick...Has three siblings, Alyssa, Dalton and Jesse...Majoring in special education.



### DEMI BURDICK CAREER STATISTICS

Year	GP-GS	Min	Avg	FG-A	Pct	3FG-A	Pct	FT-A	Pct	Off	Def	Tot	Avg	PF	A	TO	Blk	Stl	Pts	Avg
17-18	22-1	97	4.4	10-24	.417	1-4	.250	2-8	.250	6	11	17	0.8	15	3	9	3	4	23	1.0
18-19	27-0	226	8.4	32-74	.432	4-23	.174	9-16	.563	27	43	70	2.6	35	16	14	11	11	77	2.9
<b>Total</b>	<b>49-1</b>	<b>323</b>	<b>6.6</b>	<b>42-98</b>	<b>.429</b>	<b>5-27</b>	<b>.185</b>	<b>11-24</b>	<b>.458</b>	<b>33</b>	<b>54</b>	<b>87</b>	<b>1.8</b>	<b>50</b>	<b>19</b>	<b>23</b>	<b>14</b>	<b>15</b>	<b>100</b>	<b>2.0</b>

### SKYHAWK CAREER BESTS

**Points:** 12 vs. Belmont (2/28/19)

**Assists:** 3 vs. UA Huntsville (12/19/18)

**Field Goals Made:** 5, 2x, last vs. Belmont (2/28/19)

**3-Pointers Made:** 2 vs. Belmont (2/28/19)

**Free Throws Made:** 3 at Northwestern (11/25/18)

**Rebounds:** 9 vs. Christian Brothers (11/19/18)

**Steals:** 2, 3x, last at Murray State (2/21/19)

**Attempted:** 7, 2x, last vs. Belmont (2/28/19)

**Attempted:** 4 at Northwestern (11/25/18)

**Attempted:** 6 at Northwestern (11/25/18)

**Blocks:** 3 vs. Mississippi Valley State (12/29/18)





## AWARDS AND HONORS

2018-19 OVC Commissioner's Honor Roll

### 2018-19

Granted medical redshirt...Played and started three games for the Skyhawks before suffering a season-ending injury...Averaged 2.7 points, 1.0 rebounds, 2.7 assists and 0.3 steals in 18.3 minutes per game...Tallied eight points, three rebounds, eight assists and one steal...Shot 25.0 percent from the floor...Scored a season-high four points against Southern Illinois (Nov. 9) and IUPUI (Nov. 13)...Recorded three rebounds against Southern Illinois...Tallied four assists against IUPUI (Nov. 13).

### 2017-18:

Granted medical redshirt.

### HIGH SCHOOL

Pipkin joins the Skyhawks from Chester County High School where she played for her mother Lee Pipkin...During her senior year she averaged 20.1 points and 6.5 rebounds per game while shooting 46.7 percent from the floor...Named to the All-West Tennessee Girls Basketball first team along with being tabbed the 2017 All-West Tennessee Female Athlete of the Year...Averaged 21.3 points, 7.4 rebounds, 3.7 steals and 3.5 assists as a junior en route to yet another All-West Tennessee first team selection...A two-time TSWA Class AA all-state honoree, she was also heralded as a Jackson Sun Super Senior...Pipkin also softball, volleyball and soccer – where she was also an all-state performer.

### PERSONAL

Born on Oct. 4, 1998...Daughter of Brandon and Lee Pipkin...Has two siblings, Kara and Hunt...Majoring in sports business...Granddaughter of Julian Nunamaker who is in the UT Martin Athletics Hall of Fame for his decorated football career.



## PAIGE PIPKIN STATISTICS

Year	GP-GS	Min	Avg	FG-A	Pct	3FG-A	Pct	FT-A	Pct	Off	Def	Tot	Avg	PF	A	TO	Blk	Stl	Pts	Avg
17-18	-	-	-	-	-	-	-	-	-	-	-	-	-	-	-	-	-	-	-	-
18-19	3-3	55	18.3	4-16	.250	0-7	.000	0-0	.000	1	2	3	1.0	4	8	8	0	1	8	2.7
Total	3-3	55	18.3	4-16	.250	0-7	.000	0-0	.000	1	2	3	1.0	4	8	8	0	1	8	2.7

### SKYHAWK CAREER BESTS

Points: 4, 2x, at IUPUI (11/13/18)  
 Assists: 4 at IUPUI (11/13/18)  
 Field Goals Made: 2, 2x, last at IUPUI (11/13/18)  
 3-Pointers Made: N/A  
 Free Throws Made: N/A

Rebounds: 3 vs. Southern Illinois (11/9/18)  
 Steals: 1 vs. Southern Illinois (11/9/18)  
 Attempted: 8 vs. Southern Illinois (11/9/18)  
 Attempted: 3 vs. Southern Illinois (11/9/18)  
 Attempted: N/A

Blocks: N/A





2019-20  
PREVIEW



# UT MARTIN WOMEN'S BASKETBALL LOOKS TO "BRING IT EVERYDAY" IN 2019-20

Even though the University of Tennessee at Martin women's basketball team will officially open the season on Wednesday, Nov. 6, it will only begin a five-month story which is yet to be written. Will the Skyhawks accomplish another 20-win season? Will UT Martin return to the NCAA Tournament for the first time since 2014? While the season is filled with optimism, only time will reveal if the final chapters of the season will include a storybook ending.

The Skyhawks return the bulk of a squad which went 23-9 last season, posted the program's ninth 20-win season and finished as the Ohio Valley Conference runner-up once again. UT Martin features a roster which includes 12 returners off a squad which sports a loaded 17-player roster.

UT Martin opens its 11th season with head coach Kevin McMillan at the helm. Over the past 10 years the Skyhawks have won eight OVC titles – including four regular season and four tournament crowns. The Skyhawks have reached the postseason seven times during that span while tallying seven 20-win seasons. As a whole, UT Martin has posted a 196-126 record under McMillan while going 127-41 in OVC play.

After ranking as one of the youngest teams in the country last season, the Skyhawks have turned that inexperience into a strength with a roster which includes 12 returners from a season ago. With zero seniors on the roster, UT Martin will look to its junior class to lead the way. A decorated group which has won 42 games over the last two seasons will lean on the shoulders of juniors Chelsey Perry, Maddie Waldrop, Zaire Hicks and Demi Burdick which enter their third season of playing experience.

"The junior class has to be our senior class," McMillan said. "Their leadership and ability to lead from a junior class perspective will be key. I am anxious to see the ownership they take over themselves. A lot of times, how good you are as a team ultimately depends on how good you want to be as a player. I think Chelsey and Zaire are the two out there that have grown up and bring it every day in practice. Hopefully they will be able to sustain that while others jump on the bandwagon."

With the team's success over the years, it is easy to forget where the program was. Once becoming a Division I program, UT Martin posted just three seasons over .500 from 1992-2010 while winning just 37.1 percent of its games during the span. Since that time, the Skyhawks have posted a winning percentage of 62.4 since the 2010-11 campaign.

While success has been aplenty, fans and media pundits alike ask when the Skyhawks will get back "over the hump" after falling in the OVC championship game in back-to-back seasons.

"The statement that we get sometimes infers that we have underachieved," McMillan said. "That is a great problem to have when you are at UT Martin when someone thinks you underachieved because you had 23 wins, you've been to the conference championship game seven times in the last nine years and have been to the postseason seven times. If that's underachieving, then that's a high standard."

"There are certainly expectations that are at our place, the thing is, they have nothing to do with postseason play or winning a championship. Now we will refer to those things as something we can do, but we are more focused on what you do every day. What do you bring every day to practice? What do you bring every day



to the classroom? What do you bring every day to your life? Those things will be more important in the long run. The good thing is that if you take care of those things, championships usually take care of themselves."

With a stable of returners along with five newcomers to the squad, UT Martin will look to build upon the foundation set by last year's team but will not rest on its laurels. "If you look at what you did last year, what have you lost and what you have gained, I understand the idea that we should just pick up where we left off. The problem is that every year – even if you have the exact same team back – you have to start over. Even with so much back, there are just so many unanswered questions at this point."

Hoping to answer some of those questions are the team's proven leaders. The Skyhawk pair of Perry and Waldrop were voted as Preseason All-OVC honorees while sophomore Brittini Moore returns after being named to the OVC All-Newcomer squad following a strong freshman campaign.

A native of Middleton, Tenn., Perry is a two-time Preseason All-OVC honoree after averaging 12.0 points and 5.5 rebounds per game last season en route to an All-OVC second team nod. Perry scored in double figures in 19 contests while tallying four games with at least 20 points. She scored a season-high 28 points against Tennessee Tech while ranking 24th nationally with 71 blocks and 30th with 2.22 blocks per game. The prolific shot blocker tallied a career-best six blocks against Mississippi Valley State and Morehead State while ranking second in the OVC.

Hailing from Murray, Ky., Waldrop took the next step in her progression in 2018-19, averaging 8.0 points and 7.3 rebounds per game. Waldrop scored in double figures 10 times while tallying a season-high 20 points against Southeast Missouri, Belmont and Tennessee State. Along with her three double-doubles, she posted her best game of the season against Tennessee State in the regular season finale with 20 points and 16 rebounds. She ranked sixth in the OVC in defensive rebounds (4.8), ninth in total rebounds (7.3) and 10th in offensive rebounds (2.5).

Representing Memphis, Tenn., Moore was a two-time OVC Freshman of the Week while securing her spot in the starting lineup in the final 15 games of the season last year. She averaged 8.5 points and 3.3 rebounds per game while shooting over 40 percent from the floor and beyond the arc. Scoring in double-figures 11 times, she posted her best game against Eastern Illinois where she tallied 22 points while knocking down five three-pointers. She finished the season ranked second in the OVC in three-point field goal percentage (44.7) and seventh in three-point field goals made (59).

Hicks returns to the fold as the team's fourth starter back from last season. Hicks started in 31 games last year while averaging 8.6 points and 2.4 assists per game. She scored in double figures 14 times while tallying season-highs against Alabama Huntsville and Murray State with 19 points.

UT Martin will look to other returners Demi Burdick, Emma Davis, Kyannah Grant, Kyarra Grant, Damiah Griffin, Sade' Hudson and Tamiah Stanford to provide additional depth with position flexibility. The Skyhawks also welcome four newcomers to the fold in transfer Anna Pierce and freshmen Raegan Johnson, Macy Rippey and Dasia Young.

Meanwhile, the team's depth has already taken an early hit with redshirt-sophomore Paige Pipkin suffering the third season-ending injury of her Skyhawk career while freshman Hayley Harrison will spend her debut season redshirting an injury. While a pair of Skyhawks have already seen their season come to a close, others are hoping to nurse ailments suffered this preseason in hopes of contributing on the court.

"We have to stay healthy," McMillan said. "We have already taken some significant hits and our margin for error is getting smaller and smaller. Our kids will need to continue buying in and playing hard. Is this team willing to do the grunt work and will they enjoy it? Does it become a staple of who we are and morph into our identity? Are we going to be the team that takes charges, dives on the floor and has great teammates? Those are the questions that we will hope to have find the right answers to."





# SAINT LOUIS BILLIKENS

WEDNESDAY, NOV. 6, 2019 • ST. LOUIS, MO.



LOCATION.....St. Louis, Mo.  
FOUNDED.....1818  
ENROLLMENT.....12,949  
NICKNAME.....BILLIKENS  
COLORS.....BLUE AND WHITE  
CONFERENCE.....ATLANTIC 10  
PRESIDENT.....DR. FRED PESTELLO  
DIRECTOR OF ATHLETICS.....CHRIS MAY  
ATHLETICS WEBSITE.....SLUBILLIKENS.COM

2018-19 RECORD.....15-16  
CONFERENCE RECORD.....9-7  
STARTERS R/L.....  
NEWCOMERS.....

ARENA.....CHAIFETZ ARENA  
CAPACITY.....10,600

HEAD COACH.....LISA STONE  
ALMA MATER.....IOWA, '84  
CAREER RECORD.....625-339 (34TH YEAR)  
SCHOOL RECORD.....122-102 (8TH YEAR)

SID.....NICK RETTIG  
OFFICE.....314-977-2524  
EMAIL.....NICK.RETTIG@SLU.EDU

# MISSISSIPPI STATE BULLDOGS

MONDAY, NOV. 11, 2019 • STARKVILLE, MISS.



LOCATION.....STARKVILLE, MISS.  
FOUNDED.....1878  
ENROLLMENT.....22,201  
NICKNAME.....BULLDOGS  
COLORS.....MAROON AND WHITE  
CONFERENCE.....SOUTHEASTERN  
PRESIDENT.....DR. MARK KEENUM  
DIRECTOR OF ATHLETICS.....JOHN COHEN  
ATHLETICS WEBSITE.....HAILSTATE.COM

2018-19 RECORD.....33-3  
CONFERENCE RECORD.....15-1 (1ST)  
STARTERS R/L.....3/3  
NEWCOMERS.....6

ARENA.....HUMPHREY COLISEUM  
CAPACITY.....10,500

HEAD COACH.....VIC SCHAEFER  
ALMA MATER.....TEXAS A&M, '84  
CAREER RECORD.....274-166 (15TH YEAR)  
SCHOOL RECORD.....194-56 (8TH YEAR)

SID.....JOSH LIVELY  
OFFICE.....662-325-7556  
EMAIL.....JLIVELY@ATHLETICS.MSSTATE.EDU

# GONZAGA ZAGS

THURSDAY, NOV. 14, 2019 • SPOKANE, WASH.



LOCATION.....SPOKANE, WASH.  
FOUNDED.....1887  
ENROLLMENT.....7,501  
NICKNAME.....BULLDOGS  
COLORS.....NAVY AND WHITE  
CONFERENCE.....WEST COAST  
PRESIDENT.....DR. THAYNE MCCULLOH  
DIRECTOR OF ATHLETICS.....MIKE ROTH  
ATHLETICS WEBSITE.....GOZAGS.COM

2018-19 RECORD.....29-5  
CONFERENCE RECORD.....16-2  
STARTERS R/L.....2/3  
NEWCOMERS.....4

ARENA.....MC CARTHEY ATHLETIC CENTER  
CAPACITY.....6,000

HEAD COACH.....LISA FORTIER  
ALMA MATER.....CAL STATE-MONTEREY BAY, '04  
CAREER RECORD.....127-40 (6TH YEAR)  
SCHOOL RECORD.....SAME

SID.....JENNA LARSON  
OFFICE.....509-313-4227  
EMAIL.....LARSONJ2@GONZAGA.EDU

# SAMFORD BULLDOGS

THURSDAY, NOV. 21, 2019 • MARTIN, TENN.



LOCATION.....BIRMINGHAM, ALA.  
FOUNDED.....1841  
ENROLLMENT.....5,509  
NICKNAME.....BULLDOGS  
COLORS.....RED AND BLUE  
CONFERENCE.....SOUTHERN  
PRESIDENT.....DR. ADREW WESTMORELAND  
DIRECTOR OF ATHLETICS.....MARTIN NEWTON  
ATHLETICS WEBSITE.....SAMFORDSPORTS.COM

2018-19 RECORD.....10-20  
CONFERENCE RECORD.....5-9 (7TH)  
STARTERS R/L.....N/A  
NEWCOMERS.....N/A

ARENA.....PETE HANNA CENTER  
CAPACITY.....5,000

HEAD COACH.....CARLEY KUHN  
ALMA MATER.....VALDOSTA STATE, '08  
CAREER RECORD.....66-29 (4TH YEAR)  
SCHOOL RECORD.....0-0 (1ST YEAR)

SID.....JOEY MULLINS  
OFFICE.....205-726-2799  
EMAIL.....JMMULLI1@SAMFORD.EDU

# IUPUI JAGUARS

MONDAY, NOV. 25 • MARTIN, TENN.



IUPUI

LOCATION.....INDIANAPOLIS, IND.  
FOUNDED.....1969  
ENROLLMENT.....29,791  
NICKNAME.....JAGUARS  
COLORS.....RED, GOLD AND BLACK  
CONFERENCE.....THE HORIZON LEAGUE  
CHANCELLOR.....NASSER H. PAYDAR  
DIRECTOR OF ATHLETICS.....RODERICK PERRY  
ATHLETICS WEBSITE.....IUPUIJAGS.COM

2018-19 RECORD.....20-12  
CONFERENCE RECORD.....13-5 (T-3RD)  
STARTERS R/L.....N/A  
NEWCOMERS.....N/A

ARENA.....THE JUNGLE  
CAPACITY.....1,215

HEAD COACH.....AUSTIN PARKINSON  
ALMA MATER.....PURDUE, '04  
CAREER RECORD.....162-123 (10TH YEAR)  
SCHOOL RECORD.....SAME

SID.....TAYLOR ALWARD  
OFFICE.....317-278-3619  
EMAIL.....TAALWARD@IUPUI.EDU

# ILLINOIS STATE REDBIRDS

SATURDAY, NOV. 30, 2019 • NORMAL, ILL.



LOCATION.....NORMAL, ILL.  
FOUNDED.....1857  
ENROLLMENT.....20,878  
NICKNAME.....REDBIRDS  
COLORS.....RED AND WHITE  
CONFERENCE.....MISSOURI VALLEY  
PRESIDENT.....DR. LARRY DIETZ  
DIRECTOR OF ATHLETICS.....LARRY LYONS  
ATHLETICS WEBSITE.....GOREDBIRDS.COM

2018-19 RECORD.....19-12  
CONFERENCE RECORD.....11-7 (4TH)  
STARTERS R/L.....2/3  
NEWCOMERS.....5

ARENA.....REDBIRD ARENA  
CAPACITY.....10,000

HEAD COACH.....KRISTEN GILLESPIE  
ALMA MATER.....NORTH CAROLINA STATE, '99  
CAREER RECORD.....138-93 (9TH YEAR)  
SCHOOL RECORD.....33-28 (3RD YEAR)

SID.....MIKE WILLIAMS  
OFFICE.....309-438-7748  
EMAIL.....N/A



## SOUTHERN ILLINOIS SALUKIS

TUESDAY, DEC. 3, 2019 • CARBONDALE, ILL.



LOCATION..... CARBONDALE, ILL.  
FOUNDED..... 1869  
ENROLLMENT..... 11,695  
NICKNAME..... SALUKIS  
COLORS..... MAROON AND WHITE  
CONFERENCE..... MISSOURI VALLEY  
INT. CHANCELLOR..... DR. JAMES DUNN  
DIRECTOR OF ATHLETICS..... LIZ JARNIGAN  
ATHLETICS WEBSITE..... SIUSALUKIS.COM

2018-19 RECORD..... 15-15  
CONFERENCE RECORD..... 8-10 (6TH)  
STARTERS R/L..... 5/0  
NEWCOMERS..... 4

ARENA..... SIU ARENA  
CAPACITY..... 9,000

HEAD COACH..... CINDY STEIN  
ALMA MATER..... ILLINOIS, '83  
CAREER RECORD..... 372-301 (23RD YEAR)  
SCHOOL RECORD..... 90-95 (7TH YEAR)

SID..... WILL BECQUE  
OFFICE..... 618-453-5470  
EMAIL..... WILLIAM.BECQUE@SIU.EDU

## CHATTANOOGA MOCS

SUNDAY, DEC. 8, 2019 • MARTIN, TENN.



LOCATION..... CHATTANOOGA, TENN.  
FOUNDED..... 1886  
ENROLLMENT..... 11,388  
NICKNAME..... MOCS  
COLORS..... NAVY BLUE, OLD GOLD, SILVER  
CONFERENCE..... SOUTHERN  
CHANCELLOR..... DR. STEVE ANGLE  
DIRECTOR OF ATHLETICS..... MARK WHARTON  
ATHLETICS WEBSITE..... GoMocs.com

2018-19 RECORD..... 14-17  
CONFERENCE RECORD..... 8-6  
STARTERS R/L..... 2/3  
NEWCOMERS..... 5

ARENA..... MCKENZIE ARENA  
CAPACITY..... 10,966

HEAD COACH..... KATIE BURROWS  
ALMA MATER..... CHATTANOOGA, '04  
CAREER RECORD..... 14-17 (2ND YEAR)  
SCHOOL RECORD..... SAME

SID..... ANNE WEHUNT  
OFFICE..... 423-425-4618  
EMAIL..... ANNE-WEHUNT@UTC.EDU

## LIPSCOMB LADY BISON

MONDAY, DEC. 16, 2019 • NASHVILLE, TENN.



LOCATION..... NASHVILLE, TENN.  
FOUNDED..... 1891  
ENROLLMENT..... 4,593  
NICKNAME..... LADY BISONS  
COLORS..... PURPLE AND GOLD  
CONFERENCE..... ATLANTIC SUN  
PRESIDENT..... DR. RANDOLPH LOWRY  
DIRECTOR OF ATHLETICS..... PHILIP HUTCHESON  
ATHLETICS WEBSITE..... LIPSCOMBSPORTS.COM

2018-19 RECORD..... 4-25  
CONFERENCE RECORD..... 2-14 (9TH)  
STARTERS R/L..... N/A  
NEWCOMERS..... N/A

ARENA..... ALLEN ARENA  
CAPACITY..... 5,028

HEAD COACH..... LAUREN SUMSKI  
ALMA MATER..... RHODES, '14  
CAREER RECORD..... 35-21 (3RD YEAR)  
SCHOOL RECORD..... 0-0 (1ST YEAR)

SID..... LOGAN BUTTS  
OFFICE..... 615-966-5453  
EMAIL..... LBBUTTS@MAIL.LIPSCOMB.COM

## LOUISVILLE CARDINALS

THURSDAY, DEC. 19, 2019 • MARTIN, TENN.



LOCATION..... LOUISVILLE, KY.  
FOUNDED..... 1798  
ENROLLMENT..... 22,000  
NICKNAME..... CARDINALS  
COLORS..... CARDINAL RED AND BLACK  
CONFERENCE..... ATLANTIC COAST  
PRESIDENT..... DR. NEELI BENDAPUDI  
DIRECTOR OF ATHLETICS..... VINCE TYRA  
ATHLETICS WEBSITE..... GoCards.com

2018-19 RECORD..... 32-4  
CONFERENCE RECORD..... 14-2 (R-1ST)  
STARTERS R/L..... 2/3  
NEWCOMERS..... N/A

ARENA..... KFC YUM! CENTER  
CAPACITY..... 22,000

HEAD COACH..... JEFF WALZ  
ALMA MATER..... NORTHERN KENTUCKY, '95  
CAREER RECORD..... 331-100 (13TH)  
SCHOOL RECORD..... SAME

SID..... NICK EVANS  
OFFICE..... 502-852-3085  
EMAIL..... NICK.EVANS@LOUISVILLE.EDU

## ARKANSAS RAZORBACKS

SUNDAY, DEC. 29, 2019 • FAYETTEVILLE, ARK.



LOCATION..... FAYETTEVILLE, ARK.  
FOUNDED..... 1871  
ENROLLMENT..... 27,558  
NICKNAME..... RAZORBACKS  
COLORS..... CARDINAL RED AND WHITE  
CONFERENCE..... SOUTHEASTERN  
CHANCELLOR..... DR. JOSEPH STEINMETZ  
DIRECTOR OF ATHLETICS..... HUNTER YURACHEK  
ATHLETICS WEBSITE..... ARKANSASRAZORBACKS.COM

2018-19 RECORD..... 22-15  
CONFERENCE RECORD..... 6-10  
STARTERS R/L..... 2/3  
NEWCOMERS.....

ARENA..... BUD WALTON ARENA  
CAPACITY..... 19,200

HEAD COACH..... MIKE NEIGHBORS  
ALMA MATER..... ARKANSAS, '93  
CAREER RECORD..... 133-74 (7TH)  
SCHOOL RECORD..... 35-33 (3RD)

SID..... MARIO BRAVANTE  
OFFICE..... 479-575-5037  
EMAIL..... BRAVANTE@UARK.EDU

## MURRAY STATE RACERS

THURSDAY, JAN. 2, 2020 • MURRAY, KY. / THURSDAY, JAN. 16, 2020 • MARTIN, TENN.



LOCATION..... MURRAY, KY.  
FOUNDED..... 1922  
ENROLLMENT..... 9,466  
NICKNAME..... RACERS  
COLORS..... NAVY AND GOLD  
CONFERENCE..... OHIO VALLEY  
PRESIDENT..... DR. BOB JACKSON  
DIRECTOR OF ATHLETICS..... KEVIN SAAL  
ATHLETICS WEBSITE..... GoRacers.com

2018-19 RECORD..... 13-17  
CONFERENCE RECORD..... 9-9 (T-6TH)  
STARTERS R/L..... 2/3  
NEWCOMERS..... 6

ARENA..... CFSB CENTER  
CAPACITY..... 8,500

HEAD COACH..... RECHELLE TURNER  
ALMA MATER..... MURRAY STATE, '96  
CAREER RECORD..... 24-36 (3RD)  
SCHOOL RECORD..... SAME

SID..... PARKER GRIFFITH  
OFFICE..... 270-809-3351  
EMAIL..... PGRIFITH2@MURRAYSTATE.EDU



# EASTERN ILLINOIS PANTHERS

THURSDAY, JAN. 23, 2020 • CHARLESTON, ILL. / SATURDAY, FEB. 15, 2020 • MARTIN, TENN.



LOCATION.....CHARLESTON, ILL.  
FOUNDED.....1895  
ENROLLMENT.....7,806  
NICKNAME.....PANTHERS  
COLORS.....BLUE AND GRAY  
CONFERENCE.....OHIO VALLEY  
PRESIDENT.....DR. DAVID GLASSMAN  
DIRECTOR OF ATHLETICS.....TOM MICHAEL  
ATHLETICS WEBSITE.....EIUPANTHERS.COM

2018-19 RECORD.....11-18  
CONFERENCE RECORD.....5-13 (T-10TH)  
STARTERS R/L.....4/1  
NEWCOMERS.....4

ARENA.....LANTZ ARENA  
CAPACITY.....5,300

HEAD COACH.....MATT BOLLANT  
ALMA MATER.....WINONA STATE, '94  
CAREER RECORD.....357-193 (17TH YEAR)  
SCHOOL RECORD.....14-44 (3RD YEAR)

SID.....BRAD O'BRIEN  
OFFICE.....217-581-7151  
EMAIL.....BTOBRIEN@EIU.EDU

# SIUE COUGARS

SATURDAY, JAN. 25, 2020 • EDWARDSVILLE, ILL. / THURSDAY, FEB. 27, 2020 • MARTIN, TENN.



LOCATION.....EDWARDSVILLE, ILL.  
FOUNDED.....1957  
ENROLLMENT.....13,061  
NICKNAME.....COUGARS  
COLORS.....RED AND WHITE  
CONFERENCE.....OHIO VALLEY  
CHANCELLOR.....DR. RANDY PEMBROOK  
DIRECTOR OF ATHLETICS.....TIM HALL  
ATHLETICS WEBSITE.....SIUECOUGARS.COM

2018-19 RECORD.....13-16  
CONFERENCE RECORD.....8-10 (T-8TH)  
STARTERS R/L.....2/3  
NEWCOMERS.....5

ARENA.....VADALABENE CENTER  
CAPACITY.....4,000

HEAD COACH.....PAULA BUSCHER  
ALMA MATER.....MISSOURI ST., '86  
CAREER RECORD.....318-333 (23RD YEAR)  
SCHOOL RECORD.....108-107 (8TH YEAR)

SID.....ERIC HESS  
OFFICE.....618-650-3608  
EMAIL.....EHESSE@SIUE.EDU

# EASTERN KENTUCKY COLONELS

THURSDAY, JAN. 30, 2020 • RICHMOND, KY.



LOCATION.....RICHMOND, KY.  
FOUNDED.....1906  
ENROLLMENT.....15,816  
NICKNAME.....COLONELS  
COLORS.....MAROON AND WHITE  
CONFERENCE.....OHIO VALLEY  
PRESIDENT.....DR. MICHAEL BENSON  
INT. DIRECTOR OF ATHLETICS.....MARK SANDY  
ATHLETICS WEBSITE.....EKUSPORTS.COM

2018-19 RECORD.....2-27  
CONFERENCE RECORD.....0-18 (12TH)  
STARTERS R/L.....4/1  
NEWCOMERS.....9

ARENA.....MCBRAYER ARENA  
CAPACITY.....6,500

HEAD COACH.....SAMANTHA WILLIAMS  
ALMA MATER.....AUBURN, '96  
CAREER RECORD.....0-0 (1ST YEAR)  
SCHOOL RECORD.....SAME

SID.....CHRIS WELLS  
OFFICE.....859-893-9417  
EMAIL.....CHRISTOFER.WELLS@EKU.EDU

# AUSTIN PEAY GOVERNORS

SATURDAY, JAN. 4, 2020 • CLARKSVILLE, TENN. / SATURDAY, JAN. 18, 2020 • MARTIN, TENN.



LOCATION.....CLARKSVILLE, TENN.  
FOUNDED.....1927  
ENROLLMENT.....10,463  
NICKNAME.....GOVERNORS  
COLORS.....RED AND WHITE  
CONFERENCE.....OHIO VALLEY  
PRESIDENT.....DR. ALISA WHITE  
DIRECTOR OF ATHLETICS.....GERALD HARRISON  
ATHLETICS WEBSITE.....LETSGOPEAY.COM

2018-19 RECORD.....15-15  
CONFERENCE RECORD.....10-8 (5TH)  
STARTERS R/L.....4/1  
NEWCOMERS.....4

ARENA.....WINFIELD DUNN CENTER  
CAPACITY.....7,257

HEAD COACH.....DAVID MIDLICK  
ALMA MATER.....MISSISSIPPI, '91  
CAREER RECORD.....100-81 (7TH YEAR)  
SCHOOL RECORD.....55-65 (5TH YEAR)

SID.....CASEY CRIGGER  
OFFICE.....931-221-6563  
EMAIL.....CRIGGERC@APSU.EDU

# TENNESSEE STATE LADY TIGERS

THURSDAY, JAN. 9, 2010 • MARTIN, TENN.



LOCATION.....NASHVILLE, TENN.  
FOUNDED.....1912  
ENROLLMENT.....7,774  
NICKNAME.....LADY TIGERS  
COLORS.....REFLEX BLUE AND WHITE  
CONFERENCE.....OHIO VALLEY  
PRESIDENT.....DR. GLENDA GLOVER  
DIRECTOR OF ATHLETICS.....TERESA PHILLIPS  
ATHLETICS WEBSITE.....TSUTIGERS.COM

2018-19 RECORD.....5-25  
CONFERENCE RECORD.....5-13 (11TH)  
STARTERS R/L.....2/3  
NEWCOMERS.....6

ARENA.....GENTRY CENTER  
CAPACITY.....10,600

HEAD COACH.....JESSICA KERN  
ALMA MATER.....PENN STATE, '02  
CAREER RECORD.....72-131 (8TH YEAR)  
SCHOOL RECORD.....11-46 (3RD YEAR)

SID.....ZEKEYA HARRISON  
OFFICE.....615-963-1867  
EMAIL.....ZANDERSON01@TNSTATE.EDU

# BELMONT BRUINS

SATURDAY, JAN. 11, 2020 • MARTIN, TENN.



LOCATION.....NASHVILLE, TENN.  
FOUNDED.....1890  
ENROLLMENT.....8,481  
NICKNAME.....BRUINS  
COLORS.....NAVY, RED AND WHITE  
CONFERENCE.....OHIO VALLEY  
PRESIDENT.....DR. ROBERT C. FISHER  
DIRECTOR OF ATHLETICS.....SCOTT CORLEY  
ATHLETICS WEBSITE.....BELMONTBRUINS.COM

2018-19 RECORD.....26-7  
CONFERENCE RECORD.....16-2 (1ST)  
STARTERS R/L.....3/2  
NEWCOMERS.....4

ARENA.....CURB EVENT CENTER  
CAPACITY.....5,000

HEAD COACH.....BART BROOKS  
ALMA MATER.....WYOMING, '04  
CAREER RECORD.....57-11 (3RD YEAR)  
SCHOOL RECORD.....SAME

SID.....SETH RABORN  
OFFICE.....615-460-8023  
EMAIL.....SETH.RABORN@BELMONT.EDU



## MOREHEAD STATE EAGLES

SATURDAY, FEB. 1, 2020 • MOREHEAD, KY.



LOCATION.....MOREHEAD, KY.  
FOUNDED.....1887  
ENROLLMENT.....10,951  
NICKNAME.....EAGLES  
COLORS.....BLUE AND GOLD  
CONFERENCE.....OHIO VALLEY  
PRESIDENT.....DR. JOSEPH MORGAN  
DIRECTOR OF ATHLETICS.....JAMIE GORDON  
ATHLETICS WEBSITE.....MSUEAGLES.COM

2018-19 RECORD.....24-11  
CONFERENCE RECORD.....13-5 (T-2ND)  
STARTERS R/L.....0/5  
NEWCOMERS.....8

ARENA.....ELLIT T. JOHNSON ARENA  
CAPACITY.....6,500

HEAD COACH.....GREG TODD  
ALMA MATER.....EASTERN KENTUCKY, '83  
CAREER RECORD.....245-134 (13TH YEAR)  
SCHOOL RECORD.....88-70 (6TH YEAR)

SID.....TED MCCOART  
OFFICE.....606-783-2500  
EMAIL.....TBMCCOART@MOREHEADSTATE.EDU

## TENNESSEE TECH GOLDEN EAGLES

THURSDAY, FEB. 6, 2020 • MARTIN, TENN. / THURSDAY, FEB. 20, 2020 / COOKEVILLE, TENN.



LOCATION.....COOKEVILLE, TENN.  
FOUNDED.....1915  
ENROLLMENT.....10,140  
NICKNAME.....GOLDEN EAGLES  
COLORS.....PURPLE AND GOLD  
CONFERENCE.....OHIO VALLEY  
PRESIDENT.....DR. PHIL OLDHAM  
DIRECTOR OF ATHLETICS.....MARK WILSON  
ATHLETICS WEBSITE.....TTUSPORTS.COM

2018-19 RECORD.....22-11  
CONFERENCE RECORD.....12-6 (4TH)  
STARTERS R/L.....3/2  
NEWCOMERS.....6

ARENA.....EBLEN CENTER  
CAPACITY.....9,280

HEAD COACH.....KIM ROSAMOND  
ALMA MATER.....OLE MISS, '98  
CAREER RECORD.....39-53 (4TH YEAR)  
SCHOOL RECORD.....SAME

SID.....JONATHAN CAUDLE  
OFFICE.....931-372-6319  
EMAIL.....JCAUDLE@TNTECH.EDU

## JACKSONVILLE STATE GAMECOCKS

SATURDAY, FEB. 8, 2020 • MARTIN, TENN. / SATURDAY, FEB. 22, 2020 • JACKSONVILLE, ALA.



LOCATION.....JACKSONVILLE, ALA.  
FOUNDED.....1883  
ENROLLMENT.....9,021  
NICKNAME.....GAMECOCKS  
COLORS.....RED AND WHITE  
CONFERENCE.....OHIO VALLEY  
INTERIM PRESIDENT.....DR. DON KILLINGWORTH  
DIRECTOR OF ATHLETICS.....GREG SEITZ  
ATHLETICS WEBSITE.....JSUGAMECOCKSPORTS.COM

2018-19 RECORD.....15-15  
CONFERENCE RECORD.....9-9 (6TH)  
STARTERS R/L.....4/1  
NEWCOMERS.....3

ARENA.....PETE MATHEWS COLISEUM  
CAPACITY.....3,500

HEAD COACH.....RICK PIETRI  
ALMA MATER.....SOUTH ALABAMA, '87  
CAREER RECORD.....310-255 (20TH YEAR)  
SCHOOL RECORD.....90-88 (7TH YEAR)

SID.....DANIEL PORTER  
OFFICE.....256-782-5965  
EMAIL.....DPORTER2@JSU.EDU

## SOUTHEAST MISSOURI REDHAWKS

THURSDAY, FEB. 13, 2020 • CAPE GIRARDEAU, MO. / SATURDAY, FEB. 29, 2020 • MARTIN, TENN.



LOCATION.....CAPE GIRARDEAU, MO.  
FOUNDED.....1873  
ENROLLMENT.....10,637  
NICKNAME.....REDHAWKS  
COLORS.....RED AND BLACK  
CONFERENCE.....OHIO VALLEY  
PRESIDENT.....DR. CARLOS VARGAS  
DIRECTOR OF ATHLETICS.....BRADY BARKE  
ATHLETICS WEBSITE.....GOSOUTHEAST.COM

2017-18 RECORD.....13-17  
CONFERENCE RECORD.....8-10 (8TH)  
STARTERS R/L.....4/2  
NEWCOMERS.....5

ARENA.....SHOW ME CENTER  
CAPACITY.....7,373

HEAD COACH.....REKHA PATTERSON  
ALMA MATER.....NORTH CAROLINA A&T, '01  
CAREER RECORD.....54-64 (5TH YEAR)  
SCHOOL RECORD.....SAME

SID.....MORGAN HARDING  
OFFICE.....573-651-2294  
EMAIL.....MHARDING@SEMO.EDU



**OVC BASKETBALL CHAMPIONSHIP**  
**WEDNESDAY, MARCH 4 - SATURDAY, MARCH 7**  
**EVANSVILLE, IND.**





2018-19  
IN REVIEW



# YOUTHFUL SKYHAWKS SHOW GROWTH ON THE WAY TO STRONG 2018-19 CAMPAIGN

The University of Tennessee at Martin women's basketball ranked as one of the youngest teams in the country in 2018-19 but would not allow that to be an excuse en route to the program's ninth 20-win season and another trip to the Ohio Valley Conference Basketball Championship title game.

The Skyhawks boasted one of the youngest teams in the country in terms of Division I playing experience. As a whole, UT Martin had just eight years of playing experience spread over 15 eligible players on the roster while 10 players made their Division I debut.

Despite the team's inexperience, the Skyhawks posted a 23-9 season while going 13-5 in OVC play to finish tied for second. UT Martin would go 10-3 during the non-conference slate with the team's lone losses coming to IUPUI, Northwestern and nationally ranked Louisville. The Skyhawks used their home court advantage to their benefit, going 14-1 in the friendly confines of the Kathleen and Tom Elam Center.

Entering the OVC Basketball Championship as the No. 3 seed, the Skyhawks knocked off Murray State and Morehead State with double-digit victories to punch their ticket to the team's seven title game appearance in the last nine years. For the second straight year, UT Martin and Belmont would square off in the championship before ultimately falling 59-53 down the stretch.

A total of three Skyhawks were rewarded for their strong play by earning postseason honors by the league. Senior guard Emanyte Robertson highlighted the list by picking up an All-OVC first team honor while also being named the OVC Defensive Player of the Year. Sophomore Chelsey Perry also notched her first All-OVC honor by being named to the second team. Freshman Brittini Moore capped off the team's postseason honors by being named to the OVC All-Newcomer squad.

Robertson became the 11th player in program history to earn All-OVC first team honors and just the second individual to be named the league's Defensive Player of the Year. She played and started in all 32 games for the Skyhawks, averaging 12.8 points, 3.7 rebounds, 4.9 assists and 2.6 steals per game. She ranked amongst OVC leaders in steals (first), assists (second), free throw percentage (fifth), assist/turnover ratio (sixth), minutes played (seventh), field goal percentage (10th) and points (12th) while scoring in double figures in 21 games.

Perry averaged 12.0 points, 5.5 rebounds and 2.2 blocks in just 24.6 minutes per game. She tallied 19 games in double figures along with four games with at least 20 points. She tallied three double-doubles while ranking 24th nationally with 71 blocks and 30th in blocks per game.

Moore burst onto the scene to start the final 15 games of the season in her debut campaign. She averaged 8.5 points and 3.3 rebounds per game while tallying 11 games in double figures. She ranked second in the OVC in three-point field goal percentage (44.7) and seventh in three-point field goals made (59).









# 2018-19 UT MARTIN STATISTICS

RECORD:	OVERALL	HOME	AWAY	NEUTRAL
ALL GAMES	23-9	14-1	7-7	2-1
CONFERENCE	13-5	8-1	5-4	0-0
NON-CONFERENCE	10-4	6-0	2-3	2-1

##	Player	gp-gs	min	avg	Total		3-Point		F-Throw		Rebounds				pf	dq	a	to	blk	stl	pts	avg
					fg-fga	fg%	3fg-fga	3fg%	ft-fga	ft%	off	def	tot	avg								
04	Emanyne Robertson	32-32	1038	32.4	139-294	.473	8-24	.333	123-147	.837	38	81	119	3.7	61	1	158	95	5	83	409	12.8
20	Chelsey Perry	32-31	787	24.6	146-325	.449	31-89	.348	61-78	.782	50	127	177	5.5	113	9	43	61	71	37	384	12.0
14	Zaire Hicks	32-31	816	25.5	100-286	.350	41-132	.311	35-45	.778	25	46	71	2.2	63	2	77	43	2	45	276	8.6
15	Brittni Moore	31-15	703	22.7	86-209	.411	59-132	.447	32-42	.762	27	75	102	3.3	77	1	16	26	10	37	263	8.5
22	Damiah Griffin	32-10	517	16.2	102-209	.488	9-33	.273	47-63	.746	45	68	113	3.5	70	4	19	38	11	38	260	8.1
21	Maddie Waldrop	32-31	830	25.9	76-192	.396	17-58	.293	87-116	.750	80	154	234	7.3	81	3	46	51	22	29	256	8.0
11	Aundrea Adams	30-1	448	14.9	73-138	.529	3-8	.375	47-67	.701	36	45	81	2.7	59	1	5	24	5	13	196	6.5
02	Sade' Hudson	28-0	299	10.7	41-131	.313	7-42	.167	29-44	.659	17	25	42	1.5	48	1	32	37	1	25	118	4.2
00	Emma Davis	27-1	214	7.9	25-74	.338	22-57	.386	7-11	.636	9	20	29	1.1	16	0	7	17	2	9	79	2.9
31	Kyannah Grant	26-0	222	8.5	27-50	.540	10-22	.455	11-14	.786	8	8	16	0.6	34	1	32	24	0	17	75	2.9
33	Demi Burdick	27-0	226	8.4	32-74	.432	4-23	.174	9-16	.563	27	43	70	2.6	35	0	16	14	11	11	77	2.9
35	Paige Pipkin	3-3	55	18.3	4-16	.250	0-7	.000	0-0	.000	1	2	3	1.0	4	0	8	8	0	1	8	2.7
13	Tamiah Stanford	19-5	162	8.5	15-37	.405	0-6	.000	14-21	.667	8	25	33	1.7	25	1	34	23	3	6	44	2.3
30	Kyarrah Grant	18-0	103	5.7	11-32	.344	7-20	.350	6-8	.750	1	5	6	0.3	21	0	9	7	0	8	35	1.9
23	Jalynn Landversicht	8-0	25	3.1	4-10	.400	2-7	.286	2-2	1.000	2	1	3	0.4	5	0	2	5	0	2	12	1.5
Team											52	59	111		1		8					
Total.....		32	6445		881-2077	.424	220-660	.333	510-674	.757	426	784	1210	37.8	713	24	504	481	143	361	2492	77.9
Opponents.....		32	6453		769-1817	.423	208-641	.324	501-730	.686	368	848	1216	38.0	619	-	493	631	104	231	2247	70.2

TEAM STATISTICS	UTM	OPP
SCORING	2492	2247
Points per game	77.9	70.2
Scoring margin	+7.7	-
FIELD GOALS-ATT	881-2077	769-1817
Field goal pct	.424	.423
3 POINT FG-ATT	220-660	208-641
3-point FG pct	.333	.324
3-pt FG made per game	6.9	6.5
FREE THROWS-ATT	510-674	501-730
Free throw pct	.757	.686
F-Throws made per game	15.9	15.7
REBOUNDS	1210	1216
Rebounds per game	37.8	38.0
Rebounding margin	-0.2	-
ASSISTS	504	493
Assists per game	15.8	15.4
TURNOVERS	481	631
Turnovers per game	15.0	19.7
Turnover margin	+4.7	-
Assist/turnover ratio	1.0	0.8
STEALS	361	231
Steals per game	11.3	7.2
BLOCKS	143	104
Blocks per game	4.5	3.3
ATTENDANCE	24828	19795
Home games-Avg/Game	15-1655	14-1251
Neutral site-Avg/Game	-	3-761

Score by Periods	1st	2nd	3rd	4th	OT	Totals
UT Martin	586	592	624	668	22	2492
Opponents	529	528	596	581	13	2247

Date	Opponent		Score	Att.
11/06/18	SAMFORD	w	89-68	1235
11/09/18	SOUTHERN ILL.	w	95-94	1415
11/13/18	at IUPUI	L	72-73	425
11/17/18	ARKANSAS ST.	Wot	97-91	1703
11/19/18	CHRISTIAN BROS.	w	108-82	4017
11/25/18	at Northwestern	L	64-90	372
11/28/18	at Chattanooga	w	81-79	1355
12/04/18	at No. 4 Louisville	L	62-102	7104
12/09/18	at Lipscomb	w	62-53	1446
12/19/18	UA HUNTSVILLE	w	100-69	1456
12/29/18	MISSISSIPPI VAL.	w	110-51	1652
* 01/03/19	at Eastern Illinois	L	71-77	752
* 01/05/19	at Southeast Missouri	w	80-73	409
* 01/10/19	MURRAY ST.	w	75-67	2921
* 01/12/19	AUSTIN PEAY	w	74-65	1504
* 01/17/19	at Eastern Kentucky	w	87-61	400
* 01/19/19	at Morehead State	L	75-85	910
* 01/24/19	EASTERN ILLINOIS	w	90-66	1122
* 01/26/19	SIUE	w	68-55	1097
* 01/31/19	at Tennessee State	w	73-61	583
* 02/02/19	at Belmont	L	86-100	1478
* 02/07/19	JACKSONVILLE ST.	w	77-72	965
* 02/09/19	TENNESSEE TECH	L	76-80	1860
* 02/14/19	SOUTHEAST MISSOURI	w	61-50	1101
* 02/16/19	at SIUE	w	75-48	1011
* 02/21/19	at Murray St.	L	73-76	782
* 02/23/19	at Austin Peay	w	59-58	485
* 02/28/19	BELMONT	Wot	71-68	1476
* 03/02/19	TENNESSEE STATE	w	83-60	1304
03/07/19	vs Murray St.	w	77-56	689
03/08/19	vs Morehead St.	w	68-58	767
03/09/19	vs Belmont	L	53-59	827

\* - Conference game



## 2018-19 UT MARTIN OVC STATISTICS

RECORD:	OVERALL	HOME	AWAY	NEUTRAL
ALL GAMES	13-5	8-1	5-4	0-0
CONFERENCE	13-5	8-1	5-4	0-0
NON-CONFERENCE	0-0	0-0	0-0	0-0

#	Player	gp-gs	min	avg	Total		3-Point		F-Throw		Rebounds				pf	dq	a	to	blk	stl	pts	avg
					fg-fga	fg%	3fg-fga	3fg%	ft-fa	ft%	off	def	tot	avg								
04	Emanye Robertson	18-18	631	35.1	85-183	.464	6-16	.375	84-106	.792	23	45	68	3.8	34	0	102	57	5	51	260	14.4
20	Chelsey Perry	18-17	449	24.9	80-175	.457	16-45	.356	36-46	.783	28	78	106	5.9	57	4	22	41	43	19	212	11.8
21	Maddie Waldrop	18-18	509	28.3	51-126	.405	10-39	.256	63-84	.750	44	90	134	7.4	43	0	26	28	13	14	175	9.7
15	Brittni Moore	17-12	455	26.8	53-124	.427	40-84	.476	17-21	.810	18	49	67	3.9	39	0	11	20	7	24	163	9.6
14	Zaire Hicks	18-17	471	26.2	49-157	.312	17-72	.236	20-27	.741	15	24	39	2.2	37	1	37	23	1	24	135	7.5
22	Damiah Griffin	18-1	278	15.4	52-100	.520	8-22	.364	20-29	.690	20	35	55	3.1	36	2	9	16	5	18	132	7.3
11	Aundrea Adams	18-1	234	13.0	30-54	.556	1-2	.500	23-36	.639	15	22	37	2.1	29	0	4	10	4	7	84	4.7
02	Sade' Hudson	15-0	174	11.6	22-70	.314	5-22	.227	9-13	.692	9	14	23	1.5	21	0	15	15	1	13	58	3.9
33	Demi Burdick	13-0	105	8.1	21-33	.636	2-8	.250	2-4	.500	11	20	31	2.4	15	0	6	5	3	4	46	3.5
13	Tamiah Stanford	14-5	123	8.8	12-31	.387	0-4	.000	13-19	.684	5	16	21	1.5	15	0	24	15	3	4	37	2.6
31	Kyannah Grant	15-0	96	6.4	10-19	.526	6-12	.500	6-9	.667	3	5	8	0.5	16	0	12	7	0	3	32	2.1
00	Emma Davis	15-1	83	5.5	5-27	.185	4-18	.222	1-2	.500	4	9	13	0.9	6	0	2	7	2	4	15	1.0
30	Kyarrah Grant	6-0	15	2.5	1-4	.250	1-2	.500	2-4	.500	1	1	2	0.3	4	0	2	0	0	1	5	0.8
23	Jalynn Landversicht	2-0	3	1.5	0-0	.000	0-0	.000	0-0	.000	0	0	0	0.0	0	0	0	1	0	1	0	0.0
Team											26	26	52					5				
Total.....		18	3626		471-1103	.427	116-346	.335	296-400	.740	222	434	656	36.4	352	7	272	250	87	187	1354	75.2
Opponents.....		18	3625		417-1004	.415	128-370	.346	260-373	.697	201	459	660	36.7	340	-	268	338	57	119	1222	67.9

TEAM STATISTICS			UTM	OPP	Date	Opponent	Score	Att.
SCORING			1354	1222	*	01/03/19	at Eastern Illinois	L 71-77 752
Points per game			75.2	67.9	*	01/05/19	at Southeast Missouri	W 80-73 409
Scoring margin			+7.3	-	*	01/10/19	MURRAY ST.	W 75-67 2921
FIELD GOALS-ATT			471-1103	417-1004	*	01/12/19	AUSTIN PEAY	W 74-65 1504
Field goal pct			.427	.415	*	01/17/19	at Eastern Kentucky	W 87-61 400
3 POINT FG-ATT			116-346	128-370	*	01/19/19	at Morehead State	L 75-85 910
3-point FG pct			.335	.346	*	01/24/19	EASTERN ILLINOIS	W 90-66 1122
3-pt FG made per game			6.4	7.1	*	01/26/19	SIUE	W 68-55 1097
FREE THROWS-ATT			296-400	260-373	*	01/31/19	at Tennessee State	W 73-61 583
Free throw pct			.740	.697	*	02/02/19	at Belmont	L 86-100 1478
F-Throws made per game			16.4	14.4	*	02/07/19	JACKSONVILLE ST.	W 77-72 965
REBOUNDS			656	660	*	02/09/19	TENNESSEE TECH	L 76-80 1860
Rebounds per game			36.4	36.7	*	02/14/19	SOUTHEAST MISSOURI	W 61-50 1101
Rebounding margin			-0.2	-	*	02/16/19	at SIUE	W 75-48 1011
ASSISTS			272	268	*	02/21/19	at Murray St.	L 73-76 782
Assists per game			15.1	14.9	*	02/23/19	at Austin Peay	W 59-58 485
TURNOVERS			250	338	*	02/28/19	BELMONT	Wot 71-68 1476
Turnovers per game			13.9	18.8	*	03/02/19	TENNESSEE STATE	W 83-60 1304
Turnover margin			+4.9	-				
Assist/turnover ratio			1.1	0.8				
STEALS			187	119				
Steals per game			10.4	6.6				
BLOCKS			87	57				
Blocks per game			4.8	3.2				
ATTENDANCE			13350	6810				
Home games-Avg/Game			9-1483	9-757				
Neutral site-Avg/Game			-	0-0				

\* - Conference game

Score by Periods	1st	2nd	3rd	4th	OT	Totals
UT Martin	298	331	330	384	11	1354
Opponents	275	286	339	314	8	1222



# TEAM GAME-BY-GAME

## TEAM STATISTICS

Opponent	Date	Score		Total		3-Pointers		Free throws		Rebounds				pf	a	t/o	blk	stl	pts	avg
				fg-fga	pct	3fg-fga	pct	ft-fta	pct	off	def	tot	avg							
SAMFORD	11/06/18	89-68	W	30-61	.492	10-28	.357	19-28	.679	11	22	33	33.0	25	17	12	3	9	89	89.0
SOUTHERN ILL.	11/09/18	95-94	W	30-66	.455	9-25	.360	26-34	.765	13	22	35	34.0	27	14	18	3	11	95	92.0
at IUPUI	11/13/18	72-73	L	28-73	.384	8-25	.320	8-9	.889	14	21	35	34.3	27	17	14	4	11	72	85.3
ARKANSAS ST.	11/17/18	97-91	Wot	36-83	.434	6-26	.231	19-28	.679	17	20	37	35.0	65	20	18	7	17	97	88.2
CHRISTIAN BROS.	11/19/18	108-82	W	37-87	.425	7-28	.250	27-32	.844	28	27	55	39.0	20	16	22	4	25	108	92.2
at Northwestern	11/25/18	64-90	L	23-66	.348	9-28	.321	9-15	.600	11	24	35	38.3	26	17	20	3	9	64	87.5
at Chattanooga	11/28/18	81-79	W	32-71	.451	6-15	.400	11-15	.733	10	23	33	37.6	29	15	12	1	10	81	86.6
at No. 4 Louisville	12/04/18	62-102	L	23-71	.324	6-22	.273	10-11	.909	21	18	39	37.8	26	9	27	2	10	62	83.5
at Lipscomb	12/09/18	62-53	W	24-67	.358	4-22	.182	10-17	.588	16	28	44	38.4	25	16	23	1	16	62	81.1
UA HUNTSVILLE	12/19/18	100-69	W	40-70	.571	6-19	.316	14-17	.824	11	23	34	38.0	21	20	15	3	15	100	83.0
MISSISSIPPI VAL.	12/29/18	110-51	W	40-81	.494	14-26	.538	16-20	.800	21	35	56	39.6	24	29	20	12	19	110	85.5
at Eastern Illinois	01/03/19	71-77	L	24-57	.421	5-17	.294	18-21	.857	7	27	34	39.2	19	16	18	3	11	71	84.2
at Southeast Missouri	01/05/19	80-73	W	27-62	.435	5-14	.357	21-24	.875	13	18	31	38.5	11	10	10	3	7	80	83.9
MURRAY ST.	01/10/19	75-67	W	23-61	.377	10-27	.370	19-27	.704	15	18	33	38.1	19	15	10	4	11	75	83.3
AUSTIN PEAY	01/12/19	74-65	W	25-52	.481	7-13	.538	17-24	.708	11	31	42	38.4	24	14	19	6	10	74	82.7
at Eastern Kentucky	01/17/19	87-61	W	33-74	.446	10-30	.333	11-16	.688	19	26	45	38.8	22	22	4	1	11	87	82.9
at Morehead State	01/19/19	75-85	L	25-63	.397	6-21	.286	19-26	.731	15	23	38	38.8	32	9	16	7	7	75	82.5
EASTERN ILLINOIS	01/24/19	90-66	W	30-55	.545	8-17	.471	22-29	.759	8	25	33	38.4	11	17	16	7	10	90	82.9
SIUE	01/26/19	68-55	W	20-59	.339	6-18	.333	22-34	.647	19	25	44	38.7	16	15	12	6	13	68	82.1
at Tennessee State	01/31/19	73-61	W	27-53	.509	3-9	.333	16-23	.696	12	24	36	38.6	22	14	20	5	8	73	81.7
at Belmont	02/02/19	86-100	L	28-78	.359	8-27	.296	22-32	.688	16	23	39	38.6	28	17	9	2	11	86	81.9
JACKSONVILLE ST.	02/07/19	77-72	W	22-55	.400	7-18	.389	26-33	.788	5	18	23	37.9	19	12	13	5	16	77	81.6
TENNESSEE TECH	02/09/19	76-80	L	29-69	.420	8-21	.381	10-15	.667	11	19	30	37.6	18	21	9	6	8	76	81.4
SOUTHEAST MISSOURI	02/14/19	61-50	W	20-59	.339	5-19	.263	16-26	.615	17	28	45	37.9	20	14	16	9	11	61	80.5
at SIUE	02/16/19	75-48	W	30-66	.455	6-18	.333	9-13	.692	12	30	42	38.0	18	18	17	3	13	75	80.3
at Murray St.	02/21/19	73-76	L	27-71	.380	6-29	.207	13-18	.722	17	22	39	38.1	22	16	16	9	14	73	80.0
at Austin Peay	02/23/19	59-58	W	25-51	.490	3-10	.300	6-8	.750	5	28	33	37.9	19	11	22	6	12	59	79.3
BELMONT	02/28/19	71-68	Wot	28-63	.444	11-25	.440	4-4	1.000	10	22	32	37.7	16	15	5	4	7	71	79.0
TENNESSEE STATE	03/02/19	83-60	W	28-55	.509	2-13	.154	25-27	.926	10	27	37	37.7	16	16	18	1	7	83	79.1
vs Murray St.	03/07/19	77-56	W	31-62	.500	7-12	.583	8-9	.889	10	29	39	37.7	12	17	8	5	6	77	79.0
vs Morehead St.	03/08/19	68-58	W	20-56	.357	5-14	.357	23-24	.958	12	28	40	37.8	13	13	17	5	10	68	78.7
vs Belmont	03/09/19	53-59	L	16-60	.267	7-24	.292	14-15	.933	9	30	39	37.8	21	12	5	3	6	53	77.9
UT Martin		2492		881-2077	.424	220-660	.333	510-674	.757	426	784	1210	37.8	713	504	481	143	361	2492	77.9
Opponents		2247		769-1817	.423	208-641	.324	501-730	.686	368	848	1216	38.0	619	493	631	104	231	2247	70.2

Games played: 32  
Points/game: 77.9  
FG Pct: 42.4  
3FG Pct: 33.3  
FT Pct: 75.7

Rebounds/game: 37.8  
Assists/game: 15.8  
Turnovers/game: 15.0  
Assist/turnover ratio: 1.0  
Steals/game: 11.3  
Blocks/game: 4.5



# SEASON/CAREER STATISTICS

## SEASON STATISTICS

## CAREER STATISTICS

SUMMARY	gp-gs	min/g	fg%	3fg%	ft%	r/g	a/g	stl	blk	pts/g	gp-gs	min/g	fg%	3fg%	ft%	r/g	a/g	stl	blk	pts/g
Emanye Robertson	32-32	32.4	.473	.333	.837	3.7	4.9	83	5	12.8	129-119	30.9	.454	.315	.747	3.2	4.0	250	22	9.7
Chelsey Perry	32-31	24.6	.449	.348	.782	5.5	1.3	37	71	12.0	66-64	25.5	.435	.338	.831	5.6	1.3	80	109	11.6
Zaire Hicks	32-31	25.5	.350	.311	.778	2.2	2.4	45	2	8.6	64-32	18.1	.345	.320	.707	1.8	1.7	69	3	5.8
Brittnei Moore	31-15	22.7	.411	.447	.762	3.3	0.5	37	10	8.5	31-15	22.7	.411	.447	.762	3.3	0.5	37	10	8.5
Damiaah Griffin	32-10	16.2	.488	.273	.746	3.5	0.6	38	11	8.1	32-10	16.2	.488	.273	.746	3.5	0.6	38	11	8.1
Maddie Waldrop	32-31	25.9	.396	.293	.750	7.3	1.4	29	22	8.0	66-34	23.8	.426	.299	.762	6.4	1.3	46	41	6.8
Aundrea Adams	30-1	14.9	.529	.375	.701	2.7	0.2	13	5	6.5	30-1	14.9	.529	.375	.701	2.7	0.2	13	5	6.5
Sade' Hudson	28-0	10.7	.313	.167	.659	1.5	1.1	25	1	4.2	28-0	10.7	.313	.167	.659	1.5	1.1	25	1	4.2
Emma Davis	27-1	7.9	.338	.386	.636	1.1	0.3	9	2	2.9	27-1	7.9	.338	.386	.636	1.1	0.3	9	2	2.9
Kyannah Grant	26-0	8.5	.540	.455	.786	0.6	1.2	17	0	2.9	26-0	8.5	.540	.455	.786	0.6	1.2	17	0	2.9
Demi Burdick	27-0	8.4	.432	.174	.563	2.6	0.6	11	11	2.9	49-1	6.6	.429	.185	.458	1.8	0.4	15	14	2.0
Paige Pipkin	3-3	18.3	.250	.000	.000	1.0	2.7	1	0	2.7	3-3	18.3	.250	.000	.000	1.0	2.7	1	0	2.7
Tamiaah Stanford	19-5	8.5	.405	.000	.667	1.7	1.8	6	3	2.3	19-5	8.5	.405	.000	.667	1.7	1.8	6	3	2.3
Kyarrah Grant	18-0	5.7	.344	.350	.750	0.3	0.5	8	0	1.9	18-0	5.7	.344	.350	.750	0.3	0.5	8	0	1.9
Jalynn Landversicht	8-0	3.1	.400	.286	1.000	0.4	0.3	2	0	1.5	8-0	3.1	.400	.286	1.000	0.4	0.3	2	0	1.5
SCORING	fg-fga	fg%	3fg-fga	3fg%	ft-fa	ft%	pts	pts/g	fg-fga	fg%	3fg-fga	3fg%	ft-fa	ft%	pts	pts/g				
Emanye Robertson	139-294	.473	8-24	.333	123-147	.837	409	12.8	454-1001	.454	35-111	.315	310-415	.747	1253	9.7				
Chelsey Perry	146-325	.449	31-89	.348	61-78	.782	384	12.0	283-650	.435	47-139	.338	152-183	.831	765	11.6				
Zaire Hicks	100-286	.350	41-132	.311	35-45	.778	276	8.6	128-371	.345	55-172	.320	58-82	.707	369	5.8				
Brittnei Moore	86-209	.411	59-132	.447	32-42	.762	263	8.5	86-209	.411	59-132	.447	32-42	.762	263	8.5				
Damiaah Griffin	102-209	.488	9-33	.273	47-63	.746	260	8.1	102-209	.488	9-33	.273	47-63	.746	260	8.1				
Maddie Waldrop	76-192	.396	17-58	.293	87-116	.750	256	8.0	144-338	.426	32-107	.299	131-172	.762	451	6.8				
Aundrea Adams	73-138	.529	3-8	.375	47-67	.701	196	6.5	73-138	.529	3-8	.375	47-67	.701	196	6.5				
Sade' Hudson	41-131	.313	7-42	.167	29-44	.659	118	4.2	41-131	.313	7-42	.167	29-44	.659	118	4.2				
Emma Davis	25-74	.338	22-57	.386	7-11	.636	79	2.9	25-74	.338	22-57	.386	7-11	.636	79	2.9				
Kyannah Grant	27-50	.540	10-22	.455	11-14	.786	75	2.9	27-50	.540	10-22	.455	11-14	.786	75	2.9				
Demi Burdick	32-74	.432	4-23	.174	9-16	.563	77	2.9	42-98	.429	5-27	.185	11-24	.458	100	2.0				
Paige Pipkin	4-16	.250	0-7	.000	0-0	.000	8	2.7	4-16	.250	0-7	.000	0-0	.000	8	2.7				
Tamiaah Stanford	15-37	.405	0-6	.000	14-21	.667	44	2.3	15-37	.405	0-6	.000	14-21	.667	44	2.3				
Kyarrah Grant	11-32	.344	7-20	.350	6-8	.750	35	1.9	11-32	.344	7-20	.350	6-8	.750	35	1.9				
Jalynn Landversicht	4-10	.400	2-7	.286	2-2	1.000	12	1.5	4-10	.400	2-7	.286	2-2	1.000	12	1.5				
TOTALS	o-reb	d-reb	t-reb	pf	fo	ast	to	a/to	o-reb	d-reb	t-reb	pf	fo	ast	to	a/to				
Emanye Robertson	38	81	119	61	1	158	95	1.7	109	301	410	247	2	514	382	1.3				
Chelsey Perry	50	127	177	113	9	43	61	0.7	125	246	371	217	15	84	131	0.6				
Zaire Hicks	25	46	71	63	2	77	43	1.8	40	74	114	99	4	106	66	1.6				
Brittnei Moore	27	75	102	77	1	16	26	0.6	27	75	102	77	1	16	26	0.6				
Damiaah Griffin	45	68	113	70	4	19	38	0.5	45	68	113	70	4	19	38	0.5				
Maddie Waldrop	80	154	234	81	3	46	51	0.9	131	290	421	172	6	85	102	0.8				
Aundrea Adams	36	45	81	59	1	5	24	0.2	36	45	81	59	1	5	24	0.2				
Sade' Hudson	17	25	42	48	1	32	37	0.9	17	25	42	48	1	32	37	0.9				
Emma Davis	9	20	29	16	0	7	17	0.4	9	20	29	16	0	7	17	0.4				
Kyannah Grant	8	8	16	34	1	32	24	1.3	8	8	16	34	1	32	24	1.3				
Demi Burdick	27	43	70	35	0	16	14	1.1	33	54	87	50	0	19	23	0.8				
Paige Pipkin	1	2	3	4	0	8	8	1.0	1	2	3	4	0	8	8	1.0				
Tamiaah Stanford	8	25	33	25	1	34	23	1.5	8	25	33	25	1	34	23	1.5				
Kyarrah Grant	1	5	6	21	0	9	7	1.3	1	5	6	21	0	9	7	1.3				
Jalynn Landversicht	2	1	3	5	0	2	5	0.4	2	1	3	5	0	2	5	0.4				



# GAME-BY-GAME STARTERS

Date	Opponent	G	G	G/F	F	F	Record	Time Led
Nov. 6	Samford	Robertson	Hicks	Pipkin	Perry	Waldrop	1-0	37:54
Nov. 9	Southern Illinois	Robertson	Hicks	Pipkin	Perry	Waldrop	2-0	20:49
Nov. 13	at IUPUI	Robertson	Hicks	Pipkin	Perry	Griffin	2-1	27:07
Nov. 17	Arkansas State	Robertson	Hicks	Griffin	Perry	Waldrop	3-1	34:55
Nov. 19	Christian Brothers	Robertson	Hicks	Griffin	Perry	Waldrop	4-1	39:45
Nov. 25	at Northwestern	Robertson	Hicks	Griffin	Perry	Waldrop	4-2	37:50
Nov. 28	at Chattanooga	Robertson	Hicks	Griffin	Perry	Waldrop	5-2	5:32
Dec. 4	at Louisville	Robertson	Hicks	Griffin	Perry	Waldrop	5-3	1:05
Dec. 9	at Lipscomb	Robertson	Hicks	Griffin	Perry	Waldrop	6-3	21:09
Dec. 19	Alabama-Huntsville	Robertson	Hicks	Griffin	Perry	Waldrop	7-3	39:47
Dec. 29	Mississippi Valley State	Robertson	Hicks	Griffin	Perry	Waldrop	8-3	39:44
Jan. 3	at Eastern Illinois*	Robertson	Hicks	Griffin	Perry	Waldrop	8-4 (0-1 OVC)	0:13
Jan. 5	at Southeast Missouri*	Robertson	Stanford	Davis	Adams	Waldrop	9-4 (1-1 OVC)	8:13
Jan. 10	Murray State*	Robertson	Hicks	Stanford	Perry	Waldrop	10-4 (2-1 OVC)	30:31
Jan. 12	Austin Peay*	Robertson	Hicks	Stanford	Perry	Waldrop	11-4 (3-1 OVC)	37:14
Jan. 17	at Eastern Kentucky*	Robertson	Hicks	Stanford	Perry	Waldrop	12-4 (4-1 OVC)	37:14
Jan. 19	at Morehead State*	Robertson	Hicks	Stanford	Perry	Waldrop	12-5 (4-2 OVC)	21:40
Jan. 24	Eastern Illinois*	Robertson	Hicks	Moore	Perry	Waldrop	13-5 (5-2 OVC)	27:27
Jan. 26	SIUE*	Robertson	Hicks	Moore	Perry	Waldrop	14-5 (6-2 OVC)	25:37
Jan. 31	at Tennessee State*	Robertson	Hicks	Moore	Perry	Waldrop	15-5 (7-2 OVC)	36:06
Feb. 2	at Belmont*	Robertson	Hicks	Moore	Perry	Waldrop	15-6 (7-3 OVC)	2:37
Feb. 7	Jacksonville State*	Robertson	Hicks	Moore	Perry	Waldrop	16-6 (8-3 OVC)	37:05
Feb. 9	Tennessee Tech*	Robertson	Hicks	Moore	Perry	Waldrop	16-7 (8-4 OVC)	12:42
Feb. 14	Southeast Missouri*	Robertson	Hicks	Moore	Perry	Waldrop	17-7 (9-4 OVC)	36:17
Feb. 16	at SIUE*	Robertson	Hicks	Moore	Perry	Waldrop	18-7 (10-4 OVC)	38:03
Feb. 21	at Murray State*	Robertson	Hicks	Moore	Perry	Waldrop	18-8 (10-5 OVC)	0:00
Feb. 23	at Austin Peay*	Robertson	Hicks	Moore	Perry	Waldrop	19-8 (11-5 OVC)	1:20
Feb. 28	Belmont*	Robertson	Hicks	Moore	Perry	Waldrop	20-8 (12-5 OVC)	38:29
March 2	Tennessee State*	Robertson	Hicks	Moore	Perry	Waldrop	21-8 (13-5 OVC)	37:04
March 7	vs. #6 Murray State \$	Robertson	Hicks	Moore	Perry	Waldrop	22-8 (13-5 OVC)	32:56
March 8	vs. #2 Morehead State \$	Robertson	Hicks	Moore	Perry	Waldrop	23-8 (13-5 OVC)	13:45

\*OVC Games

\$OVC Tournament

## SKYHAWKS' RECORD WHEN...

Playing at home .....	14-1	Game is decided by single digits .....	10-4
Playing on the road .....	7-7	Game is decided by 10 or more points.....	13-4
Playing on a neutral floor .....	2-0		
Playing day games .....	12-4	Leading at halftime .....	17-2
Playing night games .....	11-4	Trailing at halftime .....	5-6
		Tied at halftime .....	1-0
Playing in white uniforms .....	13-1	Leading with 5 minutes left .....	21-1
Playing in navy uniforms .....	5-5	Trailing with 5 minutes left .....	2-7
Playing in orange uniforms .....	5-2	Tied with 5 minutes left .....	0-0
		Leading with 2 minutes left .....	21-1
Playing in November .....	5-2	Trailing with 2 minutes left .....	2-7
Playing in December .....	3-1	Tied with 2 minutes left .....	0-0
Playing in January .....	7-2		
Playing in February .....	5-3	Shooting under 40 percent .....	5-7
Playing in March .....	3-0	Shooting 40-50 percent .....	12-2
Playing on a Monday .....	1-0	Shooting over 50 percent .....	6-0
Playing on a Tuesday .....	1-1	Opponent shoots under 40 percent .....	9-0
Playing on a Wednesday .....	2-1	Opponent shoots 40-50 percent .....	10-6
Playing on a Thursday .....	8-2	Opponent shoots over 50 percent .....	4-2
Playing on a Friday .....	2-0		
Playing on a Saturday .....	8-3	Making more 3-pointers than opponent .....	12-4
Playing on a Sunday .....	1-1	Making less 3-pointers than opponent .....	8-4
Playing in overtime .....	1-0	Shooting more free throws than opponent .....	11-3
		Opponent shoots more free throws .....	12-5
Scoring 60 or less points .....	1-1	Outrebounding opponent .....	16-0
Scoring 61-70 points .....	4-1	Opponent outrebounds UTM .....	6-8
Scoring 71-80 points .....	8-5	Forcing more turnovers than committing .....	18-4
Scoring 81 or more points .....	10-1	Committing more turnovers than opponent .....	5-3





Tuesday, Nov. 6  
Elam Center - Martin, Tenn.  
UTM: 1-0 / SAM: 0-1

	HIGH	UTM	SAM
Points:	Hicks (16)	Allen (14)	
Rebounds:	Waldrop (7)	Crozer (5)	
Assists:	Hicks (5)	Brown (8)	
Steals:	Hicks (3)	2 Tied (2)	
Blocks:	3 Tied (1)	Allen (1)	

Samford 68 • 0-1

#	Player	Total	FG	3-Pt	FT	Rebounds	PF	TP	A	To	Bk	Stl	Min	
33	Makaila Woolard	1	4-7	0-0	1-1	0	2	4	9	1	0	0	25	
35	Samantha Fitzgerald	1	0-0	0-0	0	2	2	0	0	0	0	0	15	
03	Shauntia Battle	9	3-5	0-0	7-10	1	0	1	13	1	3	0	22	
11	Paige Serup	9	3-5	0-0	2-2	1	2	4	3	11	2	4	0	37
12	Charity Brown	9	0-3	0-2	1-2	1	3	4	1	8	3	0	25	
15	Ta'Neasha Hill	1	2-7	0-2	3-4	0	0	0	1	7	2	1	0	21
21	Katie Allen	5	5-6	4-5	0-0	0	1	1	14	1	0	1	20	
22	Raven Omar	0	0-1	0-0	0-0	0	1	1	2	0	1	0	0	5
31	Cassidy Williams	2-5	1-2	0-0	0	1	1	4	5	0	2	0	1	18
32	Olivia Crozer	0-2	0-0	1-2	1	4	5	1	0	0	0	0	10	
45	Natalie Armstrong	3-4	0-1	1-5	1	1	2	0	7	0	0	0	5	
Team	Totals	22-46	8-17	16-26	4	20	24	23	68	16	16	1	7	203

1st FG %	4.15	26.7%	2nd FG %	66.7%	3rd FG %	66.7%	4th FG %	42.0%	Game	22-46	47.8%	Deadball	
3Pt %	1.5	20.0%	3rd 3Pt %	2.2	100.0%	2-6	33.3%	6-17	47.1%	Rebounds			
FT %	4.4	100.0%	1-1	100.0%	8-11	72.7%	3-10	30.0%	16-20	80.0%	6.2		

UT Martin 89 • 1-0

#	Player	FG-FGA	3Pt-FGA	FT-FTA	Off	Def	3P	PF	TP	A	To	Bk	Stl	Min
20	Chelsey Perry	1-5	0-1	1-1	1	2	3	3	11	1	1	1	1	21
21	Maddie Waldrop	0-2	0-1	4-6	3	4	7	4	2	4	1	0	1	19
04	Emanye Robertson	3-3	0-0	4-4	0	3	3	2	10	2	1	0	1	24
14	Zaire Hicks	6-12	4-6	0-0	1	1	2	0	16	5	1	0	0	33
35	Paige Pipkin	0-2	0-2	0-0	0	0	0	2	0	2	3	0	0	18
02	Sade' Hudson	3-3	3-3	0-0	0	1	1	1	8	0	0	0	0	14
11	Aundrea Adams	2-5	0-5	5-10	1	3	4	9	2	2	0	0	0	14
02	Sade' Hudson	4-6	1-1	0-1	1	0	1	2	9	0	0	0	1	15
11	Brittini Moore	0-3	0-3	0-0	0	1	1	2	0	0	0	0	0	41
22	Damiah Griffin	3-7	0-4	2-2	1	4	5	3	8	0	1	1	1	20
33	Jalynn Landversicht	1-2	0-1	0-0	0	0	0	2	2	1	0	0	0	2
30	Kyannah Grant	2-5	0-2	0-0	0	1	1	0	8	0	0	0	0	8
31	Kyannah Grant	1-1	0-0	0-0	0	1	1	0	2	1	1	0	1	7
33	Demi Burdick	0-3	0-1	1-2	3	1	4	2	1	2	1	0	0	11
Team		30-61	10-28	19-28	11	22	33	25	89	17	12	3	9	197
Totals														

Team													0	0	0												
Totals					30-61	10-28				19-28				11	22	33	25	89	17	12	3	9	197				
1st - FG %:	9-14	64.3%			2nd: 9-16	56.3%			3rd: 6-18	33.3%			4th: 6-13	46.2%			Game:	30-61	49.2%			Deadball					
3FG %:	3-6	50.0%			3-7	42.9%			2-7	28.6%			2-8	25.0%				10-28	35.7%			Rebound					
FT %:	3-3	100.0%			0-0	0.0%			8-14	57.1%			8-11	72.7%				19-28	87.9%			7.2					



Friday, Nov. 9  
Elam Center - Martin, Tenn.  
UTM: 2-0 / SIU: 0-1

	HIGH	UTM	SIU
Points:	Perry/Robertson (15)	Silvey (29)	
Rebounds:	Perry (6)	Brockmeyer (11)	
Assists:	Robertson (5)	Patrick (7)	
Steals:	Griffin (3)	2 Tied (2)	
Blocks:	Perry (2)	Patrick (2)	

Southern Ill. 94 • 0-1

#	Player	Total	FG-FGA	3-Pr	FT-FTA	Reb	Off	Def	PF	TP	A	To	Bk	Stl	Min
25	Abby Brockmeyer	1	7-10	1-1	5-8	5	6	11	3	20	1	3	0	3	29
26	Nicole Martin	1	5-9	0-0	2-3	2	4	6	4	12	2	5	0	1	16
10	Brittney Patrick	9	4-11	0-0	4-8	0	5	5	4	7	2	2	0	1	29
12	Makaila Woolard	9	11-23	6-15	1-1	1	1	2	29	5	6	0	1	3	37
21	Payton McCallister	9	0-13	2-9	2-3	1	4	5	12	5	3	0	2	3	31
05	Caitlin Link	0	0-0	0-0	0	0	0	0	0	0	0	0	0	0	3
02	Kristen Nelson	2-2	1-1	2-2	1	1	2	7	1	0	0	0	1	1	12
31	Lauren Hartman	0-2	0-0	0-0	2	1	1	4	0	1	0	0	0	5	10
35	Rachel Pudlowski	0-0	0-0	0	0	2	2	4	0	2	1	0	0	0	10
35	Celina VanHyfte	2-2	0-0	0	0	4	4	1	4	0	2	0	0	0	17
42	Ashley Hummel	1-2	0-0	0-0	0	0	2	2	0	2	0	0	1	0	11
	Team	34-64	10-26	16-25	13	29	42	28	94	23	25	3	7	7	200
	Totals														

Totals			34-64		10-26		16-25		13 29 42		28 94		23 25 3		7 20	
1st - FG %: 10-18 55.6%			2nd: 6-12 50.0%		3rd: 10-17 58.8%		4th: 8-17 47.1%		Game: 34-64 53.1%		Deadball					
3FG %: 3-8 50.0%			3-8 50.0%		1-8 16.7%		3-8 37.5%		10-26 38.5%		Rebounds					
FT %: 7-10 70.0%			0-0 0.0%		3-4 75.0%		6-11 54.5%		19-29 65.5%		4					

UT Martin 95 • 2-0

#	Player	Total	FG-FGA	3-PT	FT-FTA	Reb	Def	PF	TP	A	To	Bk	Stl	Min
20	Chelsey Perry	1	5-12	0-3	5-7	1	5	6	5	15	0	1	1	2
21	Maddie Waldrop	1	0-1	0-1	0-0	1	1	2	5	0	1	1	0	18
04	Emanye Robertson	9	4-7	0-0	7-8	0	4	4	1	15	5	3	0	28
14	Zaire Hicks	3	3-10	2-4	2	2	0	2	1	10	1	0	0	24
35	Paige Pipkin	9	2-8	0-3	0-0	1	2	3	1	4	2	2	0	19
02	Emma Davis	3	3-3	3-3	1-2	0	1	1	0	10	0	1	0	11
02	Sade' Hudson	3	2-5	1-2	0-7	0	1	2	14	0	4	0	0	11
11	Aundrea Adams	2	1-5	1-2	2-4	1	3	4	6	0	3	0	0	13
11	Brittini Moore	2	2-2	2-2	0	0	1	1	4	6	0	0	0	4
22	Damiah Griffin	3	3-6	0-3	2-4	0	2	2	1	8	0	1	0	3
30	Kyannah Grant	1	1-2	0-0	0	0	0	0	5	3	1	0	0	4
31	Kyannah Grant	1	0-2	0-0	0	1	2	4	3	1	0	2	7	
33	Demi Burdick	0	0-1	0-0	1	2	3	1	0	1	0	1	0	11
Team		30	30-66	9-25	26-34	13	22	35	27	95	14	18	3	199
Totals														

33	Physical Stats																																																																																																																																																																																																																																																																																																																																																																																																																																																																																																																																																																																																																																																																																																																																																																																																																																																																																																																																																																																																																																																																																																																																																																																																																																																																																																																																																																																																																					
----	----------------	--	--	--	--	--	--	--	--	--	--	--	--	--	--	--	--	--	--	--	--	--	--	--	--	--	--	--	--	--	--	--	--	--	--	--	--	--	--	--	--	--	--	--	--	--	--	--	--	--	--	--	--	--	--	--	--	--	--	--	--	--	--	--	--	--	--	--	--	--	--	--	--	--	--	--	--	--	--	--	--	--	--	--	--	--	--	--	--	--	--	--	--	--	--	--	--	--	--	--	--	--	--	--	--	--	--	--	--	--	--	--	--	--	--	--	--	--	--	--	--	--	--	--	--	--	--	--	--	--	--	--	--	--	--	--	--	--	--	--	--	--	--	--	--	--	--	--	--	--	--	--	--	--	--	--	--	--	--	--	--	--	--	--	--	--	--	--	--	--	--	--	--	--	--	--	--	--	--	--	--	--	--	--	--	--	--	--	--	--	--	--	--	--	--	--	--	--	--	--	--	--	--	--	--	--	--	--	--	--	--	--	--	--	--	--	--	--	--	--	--	--	--	--	--	--	--	--	--	--	--	--	--	--	--	--	--	--	--	--	--	--	--	--	--	--	--	--	--	--	--	--	--	--	--	--	--	--	--	--	--	--	--	--	--	--	--	--	--	--	--	--	--	--	--	--	--	--	--	--	--	--	--	--	--	--	--	--	--	--	--	--	--	--	--	--	--	--	--	--	--	--	--	--	--	--	--	--	--	--	--	--	--	--	--	--	--	--	--	--	--	--	--	--	--	--	--	--	--	--	--	--	--	--	--	--	--	--	--	--	--	--	--	--	--	--	--	--	--	--	--	--	--	--	--	--	--	--	--	--	--	--	--	--	--	--	--	--	--	--	--	--	--	--	--	--	--	--	--	--	--	--	--	--	--	--	--	--	--	--	--	--	--	--	--	--	--	--	--	--	--	--	--	--	--	--	--	--	--	--	--	--	--	--	--	--	--	--	--	--	--	--	--	--	--	--	--	--	--	--	--	--	--	--	--	--	--	--	--	--	--	--	--	--	--	--	--	--	--	--	--	--	--	--	--	--	--	--	--	--	--	--	--	--	--	--	--	--	--	--	--	--	--	--	--	--	--	--	--	--	--	--	--	--	--	--	--	--	--	--	--	--	--	--	--	--	--	--	--	--	--	--	--	--	--	--	--	--	--	--	--	--	--	--	--	--	--	--	--	--	--	--	--	--	--	--	--	--	--	--	--	--	--	--	--	--	--	--	--	--	--	--	--	--	--	--	--	--	--	--	--	--	--	--	--	--	--	--	--	--	--	--	--	--	--	--	--	--	--	--	--	--	--	--	--	--	--	--	--	--	--	--	--	--	--	--	--	--	--	--	--	--	--	--	--	--	--	--	--	--	--	--	--	--	--	--	--	--	--	--	--	--	--	--	--	--	--	--	--	--	--	--	--	--	--	--	--	--	--	--	--	--	--	--	--	--	--	--	--	--	--	--	--	--	--	--	--	--	--	--	--	--	--	--	--	--	--	--	--	--	--	--	--	--	--	--	--	--	--	--	--	--	--	--	--	--	--	--	--	--	--	--	--	--	--	--	--	--	--	--	--	--	--	--	--	--	--	--	--	--	--	--	--	--	--	--	--	--	--	--	--	--	--	--	--	--	--	--	--	--	--	--	--	--	--	--	--	--	--	--	--	--	--	--	--	--	--	--	--	--	--	--	--	--	--	--	--	--	--	--	--	--	--	--	--	--	--	--	--	--	--	--	--	--	--	--	--	--	--	--	--	--	--	--	--	--	--	--	--	--	--	--	--	--	--	--	--	--	--	--	--	--	--	--	--	--	--	--	--	--	--	--	--	--	--	--	--	--	--	--	--	--	--	--	--	--	--	--	--	--	--	--	--	--	--	--	--	--	--	--	--	--	--	--	--	--	--	--	--	--	--	--	--	--	--	--	--	--	--	--	--	--	--	--	--	--	--	--	--	--	--	--	--	--	--	--	--	--	--	--	--	--	--	--	--	--	--	--	--	--	--	--	--	--	--	--	--	--	--	--	--	--	--	--	--	--	--	--	--	--	--	--	--	--	--	--	--	--	--	--	--	--	--	--	--	--	--	--	--	--	--	--	--	--	--	--	--	--	--	--	--	--	--	--	--	--	--	--	--	--	--	--	--	--	--	--	--	--	--	--	--	--	--	--	--	--	--	--	--	--	--	--	--	--	--	--	--	--	--	--	--	--	--	--	--	--	--	--	--	--	--	--	--	--	--	--	--	--	--	--	--	--	--	--	--	--	--	--	--	--	--	--	--	--	--	--	--	--	--	--	--	--	--	--	--	--	--	--	--	--	--	--	--	--	--	--	--	--	--	--	--	--	--	--	--	--	--	--	--	--	--	--	--	--	--	--	--	--	--	--	--	--	--	--	--	--	--	--	--	--	--	--	--	--	--	--	--	--	--	--	--	--	--	--	--	--	--	--	--	--	--	--	--	--	--	--	--	--	--	--	--	--	--	--	--	--	--	--	--	--	--	--	--	--	--	--	--	--	--	--	--	--	--	--	--	--	--	--	--	--	--	--	--	--	--	--	--	--	--	--	--	--	--	--	--	--	--	--	--	--	--	--	--	--	--	--	--	--	--	--	--	--	--	--	--	--	--	--	--	--	--	--	--	--	--	--	--	--	--	--	--	--	--	--	--	--	--	--	--	--	--	--	--	--	--	--	--	--	--	--	--	--	--	--	--	--	--	--	--	--	--	--	--	--	--	--	--	--	--	--	--	--	--	--	--	--	--	--	--	--	--	--	--	--	--	--	--	--	--	--	--	--	--	--	--	--	--	--	--	--	--	--	--	--	--	--	--	--	--	--	--	--	--	--	--	--	--	--	--	--	--	--	--	--	--	--	--	--	--	--	--	--	--	--	--	--	--	--	--	--	--	--	--	--	--	--	--	--	--	--	--	--	--	--	--	--	--	--	--	--	--	--	--	--	--	--	--	--	--	--	--	--	--	--	--	--	--	--	--	--	--	--	--	--	--	--	--	--	--	--	--	--	--	--	--	--	--	--	--	--	--	--	--	--	--	--	--	--	--	--	--	--	--	--	--	--	--	--	--	--	--	--	--	--	--	--



Saturday, Nov. 17  
Elam Center - Martin, Tenn.  
UTM: 3-1 / ASU: 1-2

	HIGH	UTM	ASU
Points:	Perry/Adams (21)	Martin (27)	
Rebounds:	Griffin (6)	Westbrook (14)	
Assists:	Robertson (7)	5 Tied (2)	
Steals:	Hicks/Grant (3)	2 Tied (4)	
Blocks:	Perry/Waldrop (3)	Martin (2)	

Arkansas St. 91 • 1-2

#	Player	Total	FG-FGA	3Pt	FT-FTA	Rebounds	PF	TP	A	To	Bk	Stl	Min
31	Lyvia Peery	1	0-2	0-1	3-4	1	2	3	2	5	0	0	0
35	Peyton Martin	1	11-18	0-0	5-8	6	6	12	5	27	0	3	0
01	Jireh Washington	9	5-7	0-1	0-0	2	3	5	3	10	2	6	0
03	Morgan Wallace	9	3-9	0-1	7-14	4	4	8	13	2	3	0	4
04	Alexis Westbrook	9	3-9	0-0	10-12	6	9	14	3	16	2	3	0
02	Starr Taylor	1-1	0-0	0-0	0	1	1	1	2	2	2	0	2
05	Payton Tennison	3-6	1-4	4-4	0	3	3	11	2	5	0	0	0
33	Trintee Jackson	3-3	0-0	0-1	1	4	5	2	6	1	2	0	0
04	Jordan Elder	0-6	0-1	0-0	0	1	1	0	1	0	2	0	0
35	Kayla Williams	0-0	0-0	0-0	0	0	0	0	0	1	1	0	0
50	Madison Heckert	0-0	0-0	0-0	0	2	2	0	0	1	1	0	0
Team		30-65	1-12	30-45	21	36	57	25	91	14	31	3	13
Totals													

Totals		30-65		1-12		30-45		21 36 57		25 91		14 31		3 13		223	
1st FG %	8-13	61.5%	2nd FG %	6-17	35.3%	3rd FG %	8-14	57.1%	4th FG %	6-13	46.2%	Game	30-65	46.2%	Deadball		
3Pt %	0-2	0.0%	0-2	0.0%	0-1	0.0%	0-3	0.0%	10-24	41.7%	Rebounds						
FT %	2-3	66.7%	0-0	0.0%	8-10	80.0%	11-15	73.3%	35-49	71.4%	7						

UT Martin 97 • 3-1

#	Player	Total	FG-FGA	3Pt	FT-FTA	Off	Def	PF	TP	A	To	Bk	Stl	Min		
20	Chelsey Perry	1	8-15	2-5	3-5	2	1	3	4	21	1	0	0	3	27	
21	Maddie Waldrop	1	2-4	1-2	2-4	2	2	2	4	3	7	1	4	3	1	28
22	Damiah Griffin	1	4-11	0-1	4-4	2	3	5	4	12	3	0	0	2	33	
04	Emanye Robertson	9	2-4	0-1	0-0	4	7	6	0	2	3	0	0	23		
14	Zaire Hicks	9	2-10	0-6	2-2	0	3	3	6	3	5	0	3	28		
02	Emma Davis	2-4	2-4	0-2	1	1	2	1	8	2	0	0	0	13		
02	Sade' Hudson	2-7	0-2	0-0	0	0	0	0	1	4	2	0	0	1	1	27
11	Aundrea Adams	10-14	0-0	1-2	3	2	5	1	21	0	0	0	0	0	55	
30	Brittini Moore	2-9	0-3	3-6	0	1	1	3	7	0	1	0	1	1	14	
30	Kyannah Grant	0-1	0-0	0	0	1	1	2	0	1	0	0	0	3	6	
31	Kyannah Grant	1-1	1-1	0-0	0	0	0	0	1	3	0	0	0	2	12	
32	Demi Burdick	1-3	0-1	2-3	0	0	0	2	4	0	1	1	2	2	12	
Team						3		2	5							



UT MONTICELLY 81 79

Points: Griffn (17)

Rebounds: Perry/Adams (6)

Assists: Robertson (4)

Steals: 4 Tied (2)

Blocks: Waldrop (1)

UT MARTIN 62 102

Points: Perry (12)

Rebounds: Perry (8)

Assists: Hudson (3)

Steals: Hicks (3)

Blocks: 2 Tied (1)

UT MARTIN 62 53

Points: Adams (17)

Rebounds: Waldrop (12)

Assists: 3 Tied (3)

Steals: Waldrop (4)

Blocks: Perry (1)

Wednesday, Nov. 28

McKenzie Arena - Chattanooga, Tenn.

UTM: 5-2 / UTC: 4-4

Tuesday, Dec. 4

KFC Yum! Center - Louisville, Ky.

UTM: 5-3 / UL: 9-0

Sunday, Dec. 9

Allen Arena - Nashville, Tenn.

UTM: 6-3 / LU: 2-7

UT Martin 81 • 5-2

#	Player	Total	FG-FGA	3-Pr	FT-FTA	Rebounds	Off	Def	TP	PF	TP	A	To	Bk	S	Min
20	Chelsey Perry	1	3-8	1-4	0-0	0	6	6	5	7	2	2	0	0	1	25
21	Maddie Waldrop	1	2-6	0-0	5-6	1	3	4	2	9	2	3	1	2	28	
22	Damiah Griffin	1	8-15	1-1	0-1	1	2	3	5	17	0	2	0	0	19	
24	Emany Robertson	9	4-8	0-0	0-0	1	2	3	8	4	2	0	2	0	26	
14	Zaire Hicks	4	4-5	0-1	0-1	0	1	2	8	3	2	0	0	1	25	
00	Emma Davis	2	2-3	1-2	1-1	1	0	1	0	6	0	0	0	0	9	
02	Sade Hudson	0	0-2	0-1	0-2	0	0	0	0	0	0	0	0	0	7	
11	Aundrea Adams	0	0-1	0-1	0-1	5	11	0	1	0	1	0	2	16		
15	Brittini Moore	3	3-7	3-5	0-0	1	2	3	2	9	0	0	0	0	17	
30	Kyannah Grant	1	1-3	0-0	0-0	0	1	1	1	2	0	0	0	0	6	
31	Kyannah Grant	2	2-3	0-0	0-0	0	0	0	3	4	0	0	0	0	2	18
33	Demi Burdick	0	0-1	0-0	0-0	0	1	1	1	0	0	0	0	0	4	
Team	Totals	32-71	6-15	11-15	10	28	33	29	81	15	12	1	10	200		
1st	FG %	8.20	45.0%	3rd	6-22	27.3%	4th	8-12	66.7%	Game	32-71	45.1%	Deadball			
2nd	3FG %	0.00	0.0%	4th	5-8	62.5%	Game	5-15	33.3%	Deadball						
3rd	FT %	50.0%	50.0%	4th	4-6	66.7%	Game	4-6	66.7%	Deadball						

UT Martin 62 • 5-3

#	Player	Total	FG-FGA	3-Pr	FT-FTA	Rebounds	Off	Def	TP	PF	TP	A	To	Bk	S	Min
20	Chelsey Perry	1	5-10	0-1	2-2	6	2	8	5	12	1	3	0	0	21	
21	Maddie Waldrop	1	3-5	2-2	0-0	4	3	7	2	8	1	2	1	0	24	
22	Damiah Griffin	1	2-10	0-1	1-2	3	3	6	1	5	0	0	0	0	19	
24	Emany Robertson	9	2-5	0-0	0-0	3	3	2	0	2	0	0	0	0	24	
14	Zaire Hicks	4	1-11	0-4	2-2	1	2	3	0	4	0	1	0	3	19	
00	Emma Davis	3	3-5	3-5	0-0	1	1	1	0	9	0	2	0	1	11	
02	Sade Hudson	2	2-6	0-2	3-3	0	1	1	2	7	3	2	0	2	10	
11	Aundrea Adams	2	0-0	0-0	0-0	2	0	3	4	0	2	0	0	0	20	
15	Brittini Moore	0	0-1	0-0	0-0	0	0	0	0	1	0	0	0	0	4	
30	Kyannah Grant	1	1-4	1-2	0-0	1	1	2	3	0	0	0	0	0	15	
31	Jaylyn Landversicht	0	0-1	0-0	0-0	1	1	2	1	0	0	0	0	0	2	18
33	Kyannah Grant	0	0-4	0-0	0-0	0	0	0	0	0	0	0	0	0	7	
Team	Totals	33-71	6-22	10-11	21	18	39	26	62	9	27	2	10	200		
1st	FG %	4.17	23.0%	3rd	5-12	41.7%	4th	9-23	39.1%	Game	33-71	46.5%	Deadball			
2nd	3FG %	0.00	0.0%	4th	4-11	36.4%	Game	4-11	36.4%	Deadball						
3rd	FT %	64.0%	60.0%	4th	1-2	50.0%	Game	1-2	50.0%	Deadball						

UT Martin 62 • 6-3

#	Player	Total	FG-FGA	3-Pr	FT-FTA	Rebounds	Off	Def	TP	PF	TP	A	To	Bk	S	Min
20	Chelsey Perry	1	2-12	0-2	1-2	2	2	4	2	5	3	3	1	2	25	
21	Maddie Waldrop	1	3-9	1-3	0-2	3	9	12	2	7	1	3	0	4	27	
22	Damiah Griffin	1	6-11	0-0	3-5	5	5	5	2	15	1	5	0	2	20	
24	Emany Robertson	9	2-2	0-0	0-0	0	1	1	3	4	3	3	0	2	28	
14	Zaire Hicks	4	4-8	2-5	0-1	0	3	4	0	10	2	4	0	2	21	
00	Emma Davis	1	1-6	1-6	1-2	0	3	3	1	4	0	1	0	1	15	
02	Sade Hudson	0	0-1	0-1	0-0	0	0	0	0	4	0	2	2	0	8	
11	Aundrea Adams	6	6-12	0-0	5-5	2	5	7	2	17	0	1	0	0	24	
15	Brittini Moore	0	0-2	0-2	0-0	0	0	0	0	2	0	0	0	0	8	
30	Kyannah Grant	0	0-0	0-0	0-0	0	0	0	0	0	0	0	0	0	5	
31	Kyannah Grant	0	0-2	0-0	0-0	0	0	0	0	1	0	3	1	0	15	
33	Demi Burdick	0	0-1	0-1	0-0	0	2	2	0	0	0	0	0	0	4	
Team	Totals	24-67	4-22	10-17	16	28	44	25	62	16	23	3	16	200		
1st	FG %	6.16	37.5%	3rd	5-9	55.6%	4th	7-18	38.9%	Game	24-67	35.8%	Deadball			
2nd	3FG %	0.00	0.0%	4th	2-6	33.3%	Game	2-6	33.3%	Deadball						
3rd	FT %	50.0%	50.0%	4th	1-2	50.0%	Game	1-2	50.0%	Deadball						

Chattanooga 79 • 4-4

#	Player	Total	FG-FGA	3-Pr	FT-FTA	Rebounds	Off	Def	TP	PF	TP	A	To	Bk	S	Min
25	Cornelius Abbey	1	0-1	0-0	1-2	0	0	0	0	1	0	0	0	0	7	
13	Hilli Morgan	6	5-9	3-6	2-4	1	2	3	1	15	1	1	0	1	26	
22	Davenport, Shelby	0	2-5	0-0	0-3	0	8	8	2	7	3	5	0	1	28	
23	Burns, Brooke	9	3-5	1-2	4-6	1	3	4	1	11	2	3	0	0	35	
33	Boudlin, Lakelyn	0	2-7	2-5	8-8	6	7	1	14	7	4	1	0	37		
03	Long, Mya	1	3-6	0-1	0-1	0	2	2	1	6	1	2	0	0	15	
04	Whitaker, Arianne	4	4-4	0-0	2-2	0	5	5	4	1	0	1	2	0	18	
05	Williams, Eboni	2	2-3	0-0	2-4	0	1	1	2	6	0	3	1	1	11	
12	Dial, Bria	0	0-1	0-1	0-0	0	0	0	1	0	1	1	0	0	5	
24	Burns, Nakia	0	0-0	0-0	0-0	0	0	0	0	1	0	1	0	0	3	
32	Lee, Rochelle	2	2-6	1-1	4-6	2	2	4	1	9	0	1	0	0	15	
Team Totals		23-47	7-16	26-36	6	31	37	14	79	17	22	4	3	200		
1st FG %		8.12	66.7%	3rd 4-12	33.3%	4th 3-8	37.5%	Game 23-47		42.6%	Deadball					
2nd 3FG %		0.00	0.0%	4th 2-5	40.0%	Game 2-5		40.0%	Deadball							
3rd FT %		83.3%	83.3%	4th 8-11	72.7%	Game 8-11		72.7%	Deadball							

No. 4 Louisville 102 • 9-0

#	Player	Total	FG-FGA	3-Pr	FT-FTA	Rebounds	Off	Def	TP	PF	TP	A	To	Bk	S	Min
03	Sam Fuehring	1	3-5	0-0	3-4	3	7	10	3	9	2	2	0	0	24	
11	Arice Carter	1	5-9	2-5	4-4	2	3	5	2	16	4	1	1	0	26	
23	Jasmine Jones	1	0-0	0-0	2-2	3	6	3	6	8	4	1	1	2	25	
25	Asia Durr	1	8-18	3-6	6-6	1	5	1	25	3	0	0	0	3	24	
33	Bionca Dunham	1	7-10	0-0	1-1	2	3	3	14	1	1	2	0	21		
01	Dana Evans	3	3-8	0-2	5-7	1	4	5	11	5	2	0	0	2	23	
04	Seyvan Robins	2	2-2	1-1	1-2	0	0	0	1	6	0	1	0	0	19	
05	Mykasia Robinson	0	0-0	0-0	1-2	2	5	7	5	1	4	0	0	0	17	
12	Lindsey Duvall	3	2-6	0-0	1-2	3	1	8	1	2	0	0	0	0	14	
24	Jessica Laemmle	0	0-1	0-0	0-0	0	0	0	0	2	1	0	0	0	7	
Team	Totals	36-68	8-21	22-28	18	27	45	18	102	25	6	7	200			
1st	FG %	11.01	52.4%	3rd	10-20	50.0%	4th	10-14	71.4%	Game	36-68	52.9%	Deadball			
2nd	3FG %	0.00	0.0%	4th	3-7	42.9%	Game	3-7	42.9%	Deadball						
3rd	FT %	77.8%	77.8%	4th	4-7	57.1%	Game	4-7	57.1%	Deadball						

Lipscomb 53 • 2-7

#	Player	Total	FG-FGA	3-Pr	FT-FTA	Rebounds	Off	Def	TP	PF	TP	A	To	Bk	S	Min
22	CLARK, Taylor	1	0-5	0-1	2-4	2	5	7	5	2	3	4	1	0	20	
05	SHORT, Carleigh	9	0-3	0-3	1-2	0	1	1	0	11	1	2	0	2	36	
15	RAU, Lauren	0	2-2	0-2	4-6	0	1	1	1	8	2	8	0	4	37	
20	DEASON, Jane	9	6-17	4-10	0-2	2	8	10	3	16	1	3	0	2	35	
23	HAMMAKER, Anna	0	3-10	0-4	2-2	1	6	7	4	9	1	5	0	3	32	
12	MORROW, Keely	1	4-6	1-1	7-7	1	4	5	3	15	0	1	0	1	26	
14	MANOS, Lexi	1	1-2	0-0	1-2	3	2	2	3	2	2	0	0	0	20	
Totals			16-50	5-23	16-23	9	29	38	18	53	10	27	1	12	200	
1st		FG %	4.15	26.7%	2nd	6-11	54.5%	3rd	3-13	23.1%	Game	16-50	32.0%	Deadball		
2nd		3FG %	0.00	0.0%	4th	0-4	0.0%	Game	0-4	0.0%	Deadball					
3rd		FT %	50.0%	50.0%	4th	4-6	66.7%	Game	4-6	66.7%	Deadball					

UT MONTICELLY 100 69

Points: Hicks (19)

Rebounds: Perry/Adams (8)

Assists: Stanford/Waldrop (8)

Steals: Robertson (5)

Blocks: Perry (2)

UT MARTIN 110 51

Points: Perry/Robertson (15)

Rebounds: Perry/Griffin (9)

Assists: Robertson/Stanford (5)

Steals: Perry/Hicks (4)

Blocks: Perry (6)

UT MARTIN 71 77

Points: Waldrop (15)

Rebounds: Waldrop (8)

Assists: Perry/Robertson (3)

Steals: Robertson (3)

Blocks: 3 Tied (1)

Wednesday, Dec. 19

Elam Center - Martin, Tenn.

UTM: 7-3 / UAH: 4-6

Saturday, Dec. 29

Elam Center - Martin, Tenn.

UTM: 8-3 / MVSU: 1-10

Thursday, Jan. 3

Lantz Arena - Charleston, Ill.

UTM: 8-4, 0-1 OVC / EIU: 7-5 (1-0 OVC)

UA Huntsville 69 • 4-6

#	Player	Total	FG-FGA	3-Pr	FT-FTA	Rebounds	Off	Def	TP	PF	TP</
---	--------	-------	--------	------	--------	----------	-----	-----	----	----	------



W. KY. STATE COLLEGE OF ARTS & SCIENCES

UT MARTIN 80 - 73

FINAL

18 21  
13 22  
26 23  
23 7

**Saturday, Jan. 5**  
**Show Me Center - Cape Girardeau, Mo.**  
**UTM: 9-4, 1-1 OVC / SEMO: 6-7, 1-1 OVC**

**HIGH** **UTM** **SEMO**  
**Points:** Waldrop (20) Shepherd (25)  
**Rebounds:** Waldrop (8) Colyer (7)  
**Assists:** Robertson (6) Murphy (7)  
**Steals:** 3 Tied (2) Murphy (2)  
**Blocks:** Perry (2) Allen (2)

UT Martin 80 - 9-4, 1-1 OVC

#	Player	Total	3-Ptr			Rebounds				PF	TP	A	To	Bk	Stl	Min
		FG-FGA	FG-FGA	FT-FTA	Off	Def	Total									
11	Aundrea Adams	1	2-5	0-0	0-0	3	0	3	2	4	0	1	0	0	22	
21	Maddie Waldrop	1	6-7	2-2	6-6	3	5	8	3	20	0	1	0	2	32	
00	Emma Davis	9	1-5	1-3	0-0	1	1	0	3	0	1	0	0	0	17	
04	Emanye Robertson	9	8-12	0-0	7-7	3	3	6	2	15	6	2	0	1	39	
13	Tamiah Stanford	9	1-3	0-0	1-2	1	3	4	0	3	1	1	0	1	17	
14	Zaire Hicks	9	1-7	0-3	0-0	1	0	1	0	2	1	1	0	2	29	
20	Chelsey Perry	7-14	1-4	2-3	1	3	4	2	17	0	2	2	0	2	22	
22	Damiah Griffin	4-7	0-1	5-6	2	2	2	1	13	0	1	0	1	2	17	
31	Kyannah Grant	1-1	1-1	0-0	0	0	0	0	1	3	0	0	0	0	3	
33	Demi Burdick	0-1	0-0	0-0	0	0	0	0	0	0	0	0	0	0	2	
	Team					1	2									
	Totals	27-62	5-14	21-24	13	18	31	11	80	10	10	3	7	20	200	

1st-FG %: 31.7 41.2% 2nd-FG %: 33.3% 3rd-FG %: 47.4% 4th-FG %: 54.5% Game: 27-62 43.5% Deadball Rebounds: 1  
3FG %: 2.4 33.3% 5-1 0.1  
FT %: 2.2 100.0% 7-8 87.5% 9-9 100.0% 21-24 87.5%

Southeast Missouri 73 - 6-7, 1-1 OVC													
#	Player	Total	3-Ptr			Rebounds							
		FG-GA	FG-GA	FT-FTA	Off	Def	TP	PF	TP	A	To	Bk	Stl
04	BALOGUN, Dolapo	1-1	0-0	3-4	0	0	0	2	5	0	0	0	0
23	TAYLOR, Jocelyn	0-2	0-0	1-2	0	1	1	2	1	0	1	0	1
02	SHEPARD, Carrie	9-17	7-13	0-0	2	4	5	25	1	0	0	0	0
05	MURPHY, Adrianna	8-10	2-2	0-0	1	4	5	2	18	7	7	0	2
06	COLYER, Tionne	0-1	0-0	3-4	2	5	7	1	3	2	2	0	1
01	ALLEN, Kennedy	0-1	0-0	0-0	0	1	1	3	0	2	1	2	0
10	FRUITT, Taelour	4-11	1-5	0-0	0	2	2	3	9	4	1	0	1
13	HARSBERGER, Jessie	3-4	1-1	0-0	1	1	2	2	7	0	0	0	0
21	MCCURDY, Iyanina	0-0	0-0	0-0	0	0	0	0	0	0	0	0	0
25	BALFOUR, Sarah	0-0	0-0	0-0	0	0	0	0	0	0	0	0	0
32	LUTAYA, Lorraine	0-1	0-0	0	3	3	0	1	0	0	1	0	1
40	SAINE, Latrese	0-0	0-0	0	0	0	0	0	0	0	0	0	0
55	AKORO, Celeste	0-0	0-0	0-2	1	1	2	0	0	0	0	0	0
	Team				1	2	3						
Totals		27-53	11-21	8-14	9	24	33	19	73	17	15	2	6

W. KY. STATE COLLEGE OF ARTS & SCIENCES

UT MARTIN 75 - 67

FINAL

17 18  
19 12  
27 20  
22 17

**Thursday, Jan. 10**  
**Elam Center - Martin, Tenn.**  
**UTM: 10-4, 2-1 OVC / MUR: 5-9, 1-2 OVC**

**HIGH** **UTM** **MUR**  
**Points:** Robertson (24) Adebayo (25)  
**Rebounds:** Waldrop (9) Adebayo (12)  
**Assists:** Robertson (8) Turley (6)  
**Steals:** Griffin (3) 4 Tied (1)  
**Blocks:** 4 Tied (1) 2 Tied (1)

Murray St 67 - 5-9, 1-2 OVC															
#	Player	Total			3-Pr		Rebounds								
		FG-FGA	FG-PGA	FT-FTA	O	Def	TP	P	A	To	Bk	Stl			
14	Evelyn Adebayo	1	7-13	0-1	11-16	2	10	12	2	25	0	2	0	1	39
31	Bianna Crane	1	3-11	0-0	2-4	5	3	8	1	8	1	0	1	0	31
00	Janika Griffith-Wall	1	1-3	1-1	0-1	1	3	4	2	1	4	0	1	0	16
04	Lex Mayes	9	3-10	3-8	0-0	2	6	8	4	9	0	2	1	1	36
09	Macey Turley	4	4-7	1-1	3-4	1	1	2	3	11	6	1	0	0	40
20	Cekeya Mack	2	2-2	0-0	2-2	3	1	4	3	6	1	2	0	0	10
32	Alaysia Burpo	1	1-6	1-5	0-2	1	5	6	4	3	1	3	0	0	25
33	Michaela Manley	1	1-2	0-1	0-0	1	0	1	0	2	0	0	0	0	3
	Team					2	2	2			2				
Totals			22-54	5-17	18-28	18	29	47	19	67	10	22	2	4	200
1st-FG %: 5.13 38.5% 2nd-FG %: 2.54 38.6% 3rd-FG %: 1.3 38.5% 4th-FG %: 6.12 50.0% Game: 22-54 40.7% Deadball Rebounds: 9 3FG %: 3.7 42.9% 2-5 40.0% 6-4 60.0% 5-7 71.4% FT %: 5.8 62.5% 1-1 50.0%															

#	Player	Total	3-PT			Rebounds			PF	TP	A	To	Bk	Stl	Min
		FG-FGA	FG-FGA	FT-FTA	Off	Def	Total								
20	Chelsey Perry	1	3-9	2-5	1-2	2	2	4	5	9	1	3	0	27	
21	Maddie Waldrop	1	0-1	0-1	3-4	1	8	9	3	0	2	1	0	35	
04	Emanye Robertson	6	10-16	2-3	10-16	2	3	5	1	24	8	2	1	38	
13	Tamiah Stanford	9	2-3	0-0	3-3	1	0	1	7	2	1	0	1	12	
14	Zaire Hicks	1-9	0-5	0-0	1	0	1	2	2	2	1	0	1	19	
04	Emma Davis	0-4	0-2	0-0	0	0	0	1	0	0	0	0	1	7	
11	Aundrea Adams	2-1	0-0	0	3	1	4	4	0	0	1	0	0	23	
15	Britni Moore	4-7	4-7	0-0	1	2	3	0	12	1	0	1	2	19	
22	Damiah Griffin	4-10	1-3	2-2	2	3	1	11	0	0	0	3	0	16	
31	Kyannah Grant	1-1	1-1	0-0	0	0	0	3	1	0	0	0	0	4	
	Team					2	1	3							
Totals		23-61	10-27	19-27	15	18	33	79	75	10	4	11	200		

1st-FG %:	7.21	33.3%	2nd-FG %:	48.8%	3rd-FG %:	5.12	41.7%	4th-FG %:	4.12	33.3%	Game:	23-61	37.7%	Deadball Rebounds:
3FG %:	3.6	50.0%	2-2	100.0%	3-4	75.0%	1-1	50.0%	10-27	37.0%				23
FT %:	2.4	50.0%	2-2	100.0%	4-5	80.0%		11-16	68.8%	19-27	70.4%			

W. KY. STATE COLLEGE OF ARTS & SCIENCES

UT MARTIN 74 - 65

FINAL

26 5  
17 24  
19 16  
12 19

**Saturday, Jan. 12**  
**Elam Center - Martin, Tenn.**  
**UTM: 11-4, 3-1 OVC / AP: 7-8, 2-2 OVC**

**HIGH** **UTM** **AP**  
**Points:** Robertson (17) Gonzalez-Varner (22)  
**Rebounds:** Perry (11) Gregory (8)  
**Assists:** Robertson (5) Gregory (5)  
**Steals:** Moore (3) Gonzalez-Varner (3)  
**Blocks:** Adams/Perry (2) Gregory (2)

Austin Peay 65 - 7-8, 2-2 OVC

#	Player	Total		3-Pr		Rebounds									
		FG	FGA	FG	FGA	FT	FTA	Off	Def	A	TO	Bk	Stl	Min	
04	Arielle Gonzalez-Var	1	10-18	0-1	2-2	4	2	6	2	22	1	2	0	3	28
22	Keisha Gregory	1	1-7	0-4	8-8	4	4	8	0	10	5	3	2	1	32
23	Maggie Knowles	1	2-6	1-4	0-0	0	3	2	5	1	2	0	0	29	
32	Brianah Ferby	1	0-5	0-3	0-0	1	2	3	4	0	1	0	0	1	18
33	Brandi Ferby	1	2-6	1-4	2-6	0	0	0	5	7	2	0	0	2	35
02	Nieja Crawford	1	2-6	1-4	5-6	3	3	6	3	10	3	0	1	1	23
08	Myah Leflore	1	0-2	1-2	2-2	1	3	1	3	1	3	0	2	0	15
13	Kasey Kidwell	1	0-2	0-1	0-0	0	0	0	1	0	0	1	0	0	3
30	Gabby Gregory	1	2-10	2-8	2-2	0	2	2	8	0	0	0	0	0	17
	Team					4	2	6							
	Totals	20-66	5-31	20-26	18	19	37	20	65	13	13	2	8	200	

UT Martin 74 - 11-4, 3-1 OVC														
#	Player	Total	FG-FGA	3-PT	FT-FTA	Rebounds				A	To	Bk	Stl	Min
						Off	Def	TP						
20	Chelsey Perry	1	5-6	1-1	2-4	1	10	11	4	13	0	3	2	31
21	Maddie Waldrop	1	1-2	0-0	1-2	0	4	4	3	3	1	1	0	21
04	Emanye Robertson	9	1-12	1-6	6-6	1	2	3	1	17	5	4	0	37
13	Tamiah Stanford	9	1-5	0-0	6-9	1	7	8	3	8	2	5	1	23
14	Zaire Hicks	9	5-12	1-4	0-0	3	1	4	4	11	3	2	0	26
01	Emma Davis	1	1-4	1-3	0-0	1	0	1	1	3	0	0	0	6
02	Sade Hudson	2-2	0-0	1-1	0-0	0	0	0	5	0	1	0	0	5
11	Aundrea Adams	2-2	0-0	0-0	1-2	3	4	4	4	0	1	2	1	16
15	Britni Moore	2-2	0-0	0-0	2-2	1	6	2	1	0	0	0	0	22
22	Damiah Griffin	1-2	1-1	1-2	0-0	2	2	1	4	0	0	0	1	11
31	Kyannah Grant	0-0	0-0	0-0	0-0	0	0	1	0	1	0	0	0	1
33	Demi Burdick	0-0	0-0	0-0	0-0	0	0	0	0	0	0	0	0	1
	Team					3	1	4						
	Totals	25-52	7-13	17-24	11	31	42	24	74	14	19	6	20	200
1st-FG %: 8.17 47.1% 2nd-FG %: 48.2% 3rd-FG %: 8.14 57.1% 4th-FG %: 3.3 37.0% Game: 25-52 48.1% Deadball Rebounds: 4														
3FG %: 3.6 60.0% 1-3 33.3% 3-6 50.0% 1-4 25.0%														
FT %: 7.40 70.0% 4-6 66.7% 1-1 100.0% 8-8 100.0%														

W. KY. STATE COLLEGE OF ARTS & SCIENCES

UT MARTIN 87 - 61

FINAL

22 18  
17 6  
21 13  
27 24

**Thursday, Jan. 17**  
**McBrayer Arena - Richmond, Ky.**  
**UTM: 12-4, 4-1 OVC / ECU: 2-14, 0-5 OVC**

**HIGH** **UTM** **ECU**  
**Points:** Perry (25) Kaifes (18)  
**Rebounds:** Perry (12) Bass/Kaifes (8)  
**Assists:** Stanford (9) Solomon (6)  
**Steals:** Perry/Hicks (3) 3 Tied (1)  
**Blocks:** Perry (1) Kaifes (2)

UT Martin 87 - 12-4 (4-1 OVC)

#	Player	Total	FG-FGA	3-PT	FT-FTA	Rebounds	Off	Def	PF	TP	A	To	Bk	Stl	Min
20	Chelsey Perry	1	10-15	1-3	4-5	6	6	12	3	25	1	1	1	3	27
21	Maddie Waldrop	1	3-9	1-3	2-4	2	4	6	1	9	3	0	1	1	26
04	Emanye Robertson	9	4-10	0-0	2-2	4	7	12	2	10	3	0	0	1	33
13	Tamiah Stanford	9	1-4	0-2	0-0	0	2	2	2	9	0	0	0	0	20
14	Zaire Hicks	2	1-9	0-0	0	1	1	7	0	0	0	0	0	3	22
00	Emma Davis	1-2	1-2	0	1	0	1	3	1	0	0	0	0	0	9
02	Sade Hudson	3-8	3-6	0-0	0	2	2	1	9	2	1	0	0	1	14
11	Aundrea Adams	1-3	0-0	1-2	0	2	2	4	3	1	0	0	0	1	12
15	Britni Moore	4-7	3-5	0-0	1	2	3	2	11	0	0	0	0	0	16
22	Damiah Griffin	0-0	0-0	0-1	1	2	3	4	1	0	0	0	0	0	13
30	Kyannah Grant	0-0	0-0	0	0	0	0	0	0	0	0	0	0	0	1
31	Kyannah Grant	0-0	0-0	2-2	0	0	0	0	2	1	0	0	0	0	3
33	Demi Burdick	1-1	0-0	0	1	1	2	2	0	0	0	0	0	0	3
	Team					3	0	3							
	Totals	33-74	10-30	11-16	19	26	45	22	87	22	4	1	11	20	

1st FG % 10-18 55.6%

2nd FG % 2-7 28.6%

3rd FG % 3-9 33.3%

4th FG % 3-10 30.0%

FT % 19-26 73.1%

5th FG % 3-10 30.0%

Rebounds

Geme 33-74 44.6%

Deaton 33-74 43.0%

Rebound



WALKER OF ARKANSAS

UT MARTIN

FINAL

68 55

12 12  
13 13  
20 16  
23 14

Saturday, Jan. 26  
Elam Center - Martin, Tenn  
UTM: 14-5, 6-2 OVC / SIUE: 9-10, 4-4 OVC

**HIGH** Points: Perry (19)  
**Rebounds:** Perry (8)  
**Assists:** Robertson (5)  
**Steals:** Moore (3)  
**Blocks:** Perry (3)

**UTM** Alston (18)  
Bauman (8)  
3 Tied (2)  
Bauman (2)  
Bauman (3)

**SIUE**

SIUE 55 • 9-10, 4-4 OVC		Total	3-Pr	Rebounds	Off	Def	PF	TP	A	T	Bk	Stl	Min
#	Player	FG-FGA	FG-FGA	FT-FTA	Off	Def	PF	TP	A	T	Bk	Stl	Min
34	Sydney Bauman	1-3	0-0	0-0	4	4	8	2	1	1	3	2	20
02	Nakiah Bell	3-13	2-10	0-0	0	3	3	0	8	1	2	1	37
05	Jay'Neel Alston	6-11	4-9	2-2	0	7	7	2	18	2	3	0	34
03	Allie Troedken	1-5	0-5	1-2	2	3	6	1	3	0	2	0	30
25	Zaria Whitlock	1-2	0-0	0-1	1	1	2	2	2	2	0	0	11
01	Christen King	3-5	0-0	1-2	0	1	1	4	7	1	6	0	15
11	Mikia Keith	0-2	0-1	2-2	0	0	0	0	2	0	0	0	1
12	Kai Koshier	0-1	0-5	0-0	0	0	0	1	0	0	0	0	1
14	Micha Jones	2-8	0-0	3-5	2	0	2	5	7	2	0	0	16
21	Alek Akuen	1-1	0-0	4-4	2	3	5	6	0	1	1	0	19
08	Mikala Hall	0-1	0-0	0-0	0	0	0	1	0	0	0	0	1
44	Riana Everidge	0-1	0-0	0-0	0	2	2	0	0	0	0	0	5
Team													
Totals		18-53	6-21	13-18	13	26	39	25	55	9	21	5	200

1st FG %	3-11	27.3%	2nd 5-15	33.3%	3rd 4-13	30.8%	4th 6-14	42.9%	Game	18-53	34.0%	Deadball	
3FG %	0-3	0.0%	2nd 0-0	0.0%	3rd 0-0	0.0%	4th 0-0	0.0%	Game	0-0	0.0%	Rebounds	
FT %	2-2	100%	3rd 1-2	50.0%	4th 2-2	100%	5th 2-2	100%	Game	5-5	100%	Rebounds	2

UT Martin 68 • 14-5, 6-2 OVC

#	Player	Total	3-Pr	Rebounds	Off	Def	PF	TP	A	T	Bk	Stl	Min
		FG-FGA	FG-FGA	FT-FTA	Off	Def	PF	TP	A	T	Bk	Stl	Min
15	Brittini Moore	1-7	2-5	0-0	2	4	6	3	6	2	1	0	33
20	Chelsey Perry	1-6	1-1	7-8	4	4	8	3	19	2	3	3	30
21	Maddie Waldrop	1-10	1-4	3-4	1	4	5	4	10	1	0	2	29
04	Emanay Robertson	0-5	0-1	6-10	2	1	3	0	6	5	1	1	25
14	Zaire Hicks	1-4	0-2	0-0	0	2	2	1	2	2	0	0	1
00	Emma Davis	0-0	0-0	0-0	0	0	0	0	0	0	0	0	1
02	Sade' Hudson	2-4	1-1	0-0	1	3	4	1	5	1	2	0	8
11	Aundrea Adams	1-5	0-0	1-2	2	0	2	1	3	0	0	0	14
13	Tamiah Stanford	0-1	0-0	0-0	0	0	0	0	0	0	0	0	2
22	Damiah Griffin	2-5	0-0	2-4	5	1	6	2	6	1	0	0	9
31	Kyannah Grant	3-5	2-4	3-4	1	2	3	1	11	2	2	0	16
33	Demi Burdick	0-0	0-0	0-0	0	1	1	0	0	0	0	0	0+
Team													
Totals		20-59	18-24	22-34	19	25	44	16	68	15	12	6	200

1st FG %	4-12	33.3%	2nd 4-23	17.4%	3rd 6-13	46.2%	4th 5-12	41.7%	Game	20-59	33.9%	Deadball	
3FG %	0-1	0.0%	2nd 0-0	0.0%	3rd 0-0	0.0%	4th 0-0	0.0%	Game	0-0	0.0%	Rebounds	6
FT %	1-2	50.0%	3rd 3-4	75.0%	4th 2-2	100%	5th 2-2	100%	Game	22-34	64.7%	Rebounds	6

WALKER OF ARKANSAS

UT MARTIN

FINAL

73 61

14 9  
21 21  
23 15  
23 16

Thursday, Jan. 31  
Gentry Center - Nashville, Tenn.  
UTM: 15-5, 7-2 OVC / TSU: 2-19, 2-7 OVC

**HIGH** Points: Robertson (22)  
**Rebounds:** Waldrop (9)  
**Assists:** Hicks (6)  
**Steals:** Robertson (3)  
**Blocks:** Perry (3)

**UTM** Wooten (22)  
2 Tied (6)  
3 Tied (2)  
Wrightsell (3)  
2 Tied (1)

**TSU**

UT Martin 73 • 15-5, 7-2 OVC		Total	3-Pr	Rebounds	Off	Def	PF	TP	A	T	Bk	Stl	Min
#	Player	FG-FGA	FG-FGA	FT-FTA	Off	Def	PF	TP	A	T	Bk	Stl	Min
20	Chelsey Perry	1-3	0-0	0-0	2	7	9	6	1	5	3	1	26
21	Maddie Waldrop	1-9	0-0	10-15	5	4	9	0	18	2	2	1	35
04	Emanay Robertson	8-14	0-0	6-8	0	3	3	22	4	4	0	3	39
14	Zaire Hicks	3-6	1-2	0-0	0	4	4	2	7	6	2	0	32
15	Brittini Moore	2-5	2-5	0-0	0	1	1	3	6	0	1	1	29
02	Sade' Hudson	1-5	0-2	0-0	0	1	1	4	2	1	1	0	12
11	Aundrea Adams	3-3	0-0	0-0	1	1	2	6	0	2	0	0	11
22	Damiah Griffin	3-4	0-0	0-0	1	0	1	1	6	0	3	0	8
31	Kyannah Grant	0-1	0-0	0-0	0	0	0	0	2	0	0	0	8
Team													
Totals		27-53	3-9	16-23	12	24	36	22	73	14	20	5	200

1st FG %	1-3	33.3%	2nd 5-15	33.3%	3rd 7-14	50.0%	4th 6-13	46.2%	Game	27-53	50.9%	Deadball	
3FG %	0-0	0.0%	2nd 0-0	0.0%	3rd 0-0	0.0%	4th 0-0	0.0%	Game	0-0	0.0%	Rebounds	
FT %	3-5	60.0%	3rd 1-3	33.3%	4th 9-11	81.8%	5th 3-4	75.0%	Game	16-23	69.6%	Rebounds	

Tennessee State 61 • 2-19, 2-7 OVC

#	Player	Total	3-Pr	Rebounds	Off	Def	PF	TP	A	T	Bk	Stl	Min
		FG-FGA	FG-FGA	FT-FTA	Off	Def	PF	TP	A	T	Bk	Stl	Min
00	ROBERTS,Taylor	3-11	1-3	2-3	1	1	2	1	9	1	4	0	27
01	YOUNG,Jasmine	1-2	0-0	2-2	1	0	1	0	4	2	0	0	14
02	WRISTER,Andrea	1-3	0-2	0-0	0	0	0	4	2	1	1	0	19
03	WRIGHTSELL,Jaden	1-3	0-0	0-0	0	6	6	3	2	2	0	0	30
04	BANNER,Terrisha	5-8	2-3	1-2	0	0	2	13	1	1	0	1	21
10	ELLIOT,Lauren	0-3	0-1	4-4	4	4	4	2	2	1	0	0	29
22	OUTLOW,Cebria	2-6	1-2	0-0	1	2	3	2	5	1	1	0	15
23	WOOTEN,Tina	8-13	0-0	6-8	4	2	6	22	0	4	1	2	35
24	SIMS,Asia	0-2	0-0	0-0	0	0	1	0	0	2	0	0	9
33	BRONER,Jasmine	0-0	0-0	0-0	0	0	0	1	0	0	0	0	1
Team													
Totals		21-51	4-11	15-17	7	18	25	18	61	10	2	9	200

1st FG %	2-9	22.2%	2nd 5-14	35.7%	3rd 5-16	31.3%	4th 6-12	50.0%	Game	21-51	41.2%	Deadball	
3FG %	0-0	0.0%	2nd 0-0	0.0%	3rd 0-0	0.0%	4th 0-0	0.0%	Game	0-0	0.0%	Rebounds	
FT %	4-4	100.0%	3rd 2-2	100.0%	4th 3-4	75.0%	5th 4-5	80.0%	Game	15-17	88.2%	Rebounds	1

WALKER OF ARKANSAS

UT MARTIN

FINAL

86 100

5 13  
25 31  
28 31  
28 25

Saturday, Feb. 2  
Curb Event Center - Nashville, Tenn.  
UTM: 15-6, 7-3 OVC / BEL: 16-5, 9-1 OVC

**HIGH** Points: Waldrop (20)  
**Rebounds:** Waldrop (10)  
**Assists:** Robertson (5)  
**Steals:** 4 Tied (2)  
**Blocks:** Perry/Davis (1)

**UTM** Harmeyer (30)  
Roy (20)  
Roy (9)  
Harmeyer (4)  
2 Tied (1)

**BEL**

UT Martin 86 • 15-6 (7-3 OVC)		Total	3-Pr	Rebounds	Off	Def	PF	TP	A	T	Bk	Stl	Min
#	Player	FG-FGA	FG-FGA	FT-FTA	Off	Def	PF	TP	A	T	Bk	Stl	Min
20	Chelsey Perry	1-3	0-0	1-2	0	2	2	4	1	0	0	1	11
21	Maddie Waldrop	1-5	3-8	7-7	1	9	10	3	20	1	0	0	25
04	Emanay Robertson	1-10	0-1	3-4	2	3	5	3	5	4	0	2	31
14	Zaire Hicks	3-8	0-2	4-5	1	3	10	2	2	0	0	2	25
15	Brittini Moore	2-7	1-3	1-2	4	2	6	2	6	1	0	1	25
00	Emma Davis	2-6	1-3	1-2	1	1	2	1	6	1	2	0	0
11	Aundrea Adams	4-8	1-2	1-3	1	2	3	2	10	1	0	0	23
13	Tamiah Stanford	1-3	0-0	0-0	1	2	3	0	2	2	0	0	8
22	Damiah Griffin	5-11	1-5	3-4	3	0	3	1	14	0	0	0	16
30	Kyannah Grant	1-1	1-1	1-2	1	1	1	3	4	0	0	0	3
31	Kyannah Grant	2-3	0-0	0-1	1	1	2	4	4	3	0	0	15
33	Demi Burdick	2-5	0-2	0-0	1	0	1	2	4	1	1	0	5
Team													
Totals		28-78	8-27	22-32	16	23	39	28	86	17	9	2	211

1st FG %	3-17	17.6%	2nd 8-24	33.3%	3rd 9-21	42.9%	4th 8-16	50.0%	Game	28-78	35.9%	Deadball	
3FG %	0-0	0.0%	2nd 0-0	0.0%	3rd 0-0	0.0%	4th 0-0	0.0%	Game	0-0	0.0%	Rebounds	
FT %	1-2	50.0%	3rd 4-6	66.7%	4th 3-4	75.0%	5th 2-3	66.7%	Game	22-32	68.8%	Rebounds	4

Belmont 100 • 16-5 (9-1 OVC)

#	Player	FG-FA	FG-FA	FT-FTA	Off	Def	PF	TP	A	T	Bk	Stl	Min
05	WRIGHT,MADDIE	1-4	0-2	4-7	3	3	6	4	12	1	0	1	18
20	HARMMEYER,ELLIE	1-12	3-6	3-4	1	9	10	2	30	4	1	1	33
01	ROY,JENNY	1-3	0-2	0-4	3	17	20	5	2	9	6	0	35
04	MAGGARD,DARBY	8-17	6-12	2-2	0	0	0	2	24	8	3	0	37
13	MUENSTERMAN,MAURA	5-10	3-7	1-2	2	2	4	0	14	5	0	0	26
10	KINNEY,JAMILLYN	4-7	2-4	0-0	0	2	2	0	4	1	0	0	26
15	HARMMEYER,HANNAH	0-0	0-0	0-0	0	0	0	0	2	0	0	0	1
20	CHINN,CONLEY	1-2	0-1	0-0	1	3	4	3	2	2	0	0	13
22	COOK,MADDIE	0-1	0-0	2-2	0	2	2	1	2	2	1	0	11
Team													
Totals		35-64		16-37	14-25	40	50	24	300	30	2	2	5
1st- FG % - 5-18		31.3%	2nd- 10-16	62.5%	3rd- 10-18	68.8%	4th- 10-16	50.0%	Game	55-64	54.7%	Deadball Rebounds	
3FG % - 10-20		50.0%	5-9	55.6%	7-10	70.0%	3-8	37.5%	16-37	43.2%			
FT % - 2-8		25.0%	6-9	77.8%	0-0	0.0%	4-8	50.0%	14-20	70.0%			





**Saturday, Feb. 16**  
**Vadalabene Center - Edwardsville, Ill.**  
**UTM: 18-7, 10-4 OVC / SIUE: 11-14, 6-8 OVC**

**HIGH** Points: **UTM** Perry (14) **SIUE** Troeckler (10)  
Rebounds: **UTM** Griffin (9) **SIUE** Bauman (10)  
Assists: **UTM** Robertson (8) **SIUE** Alston/Keith (3)  
Steals: **UTM** Moore/Hudson (3) **SIUE** Akuen (3)  
Blocks: **UTM** 3 Tied (1) **SIUE** Bauman (4)

**Thursday, Feb. 21**  
**CFSB Center - Murray, Ky.**  
**UTM: 18-8, 10-5 OVC / MUR: 11-15, 7-8 OVC**

**HIGH** Points: **UTM** Hicks/Griffin (13) **MUR** Turley (21)  
Rebounds: **UTM** Waldrop (11) **MUR** Adebayo (12)  
Assists: **UTM** Robertson (5) **MUR** 2 Tied (3)  
Steals: **UTM** Hudson (5) **MUR** Turley (5)  
Blocks: **UTM** Perry (4) **MUR** Mack (1)

**Saturday, Feb. 23**  
**Dunn Center - Clarksville, Tenn.**  
**UTM: 19-8, 11-5 OVC / APSU: 14-13, 9-7 OVC**

**HIGH** Points: **UTM** Robertson (13) **APSU** Gregory (19)  
Rebounds: **UTM** Moore/Burdick (7) **APSU** Gonzalez-Varner (6)  
Assists: **UTM** Robertson (6) **APSU** Gregory (4)  
Steals: **UTM** Robertson (6) **APSU** Ferby (6)  
Blocks: **UTM** Perry/Waldrop (2) **APSU** Keno (1)

UT Martin 75 • 18-7, 10-4 OVC														
#	Player	Total	FG-FGA	3-PT	FT-FTA	Rebounds	PF	TP	A	TO	Bk	Stl	Min	
15	Brittini Moore	1	3-5	2-3	1-2	0	4	2	9	1	4	0	31	
20	Chelsey Perry	1	6-11	1-3	1-1	2	5	7	2	14	2	3	1	27
21	Maddie Waldrop	1	2-8	1-4	2-2	3	3	6	4	7	0	0	1	24
04	Emanye Robertson	9	5-8	0-0	0-1	1	6	4	1	10	8	2	0	28
14	Zaire Hicks	9	4-6	1-1	0-0	1	1	2	1	9	1	2	0	18
00	Emma Davis	0	0-1	0-1	0-0	0	0	0	0	0	0	0	1	4
02	Sade Hudson	3	3-11	0-1	1-2	1	1	2	0	7	3	0	3	18
11	Aundrea Adams	1	1-2	0-0	0-0	1	2	2	0	3	1	0	0	7
13	Tamiah Stanford	0	0-1	0-0	2-2	0	0	2	2	1	2	0	0	5
22	Damiah Griffin	4	4-7	0-2	0-0	1	5	8	1	6	0	1	1	22
23	Jalynn Landverschicht	0	0-0	0-0	0-0	0	0	0	0	0	1	0	1	2
30	Kyranah Grant	0	0-1	0-0	0-0	0	0	0	0	0	0	0	0	2
31	Kyranah Grant	1	1-1	1-1	0-0	0	0	2	3	1	0	0	7	
33	Demi Burdick	1	1-4	0-2	1-2	3	3	3	0	0	0	1	6	
Team						3	0	3						
Totals		30-66	6-18	8-13	12	30	42	18	75	18	7	13	201	
1st FG %: 41.9 33.3% 2nd 10-15 38.4% 3rd 7-18 38.9% 4th 6-12 50.0% Game 25-51 49.0% Deadball														
3PT %: 3.3 33.3% 3-4 75.0% 5-4 100.0% 1-4 25.0% 3-10 30.0% Rebounds														
FT %: 5.0 100.0% 1-2 50.0% 1-1 100.0% 1-4 25.0% 5-13 38.5% 2														

UT Martin 73 • 18-8, 10-5 OVC														
#	Player	Total	FG-FGA	3-PT	FT-FTA	Rebounds	PF	TP	A	TO	Bk	Stl	Min	
15	Brittini Moore	1	4-14	1-9	3-4	3	4	7	3	12	2	2	1	32
20	Chelsey Perry	1	2-9	0-2	0-0	1	0	1	3	4	0	3	4	1
21	Maddie Waldrop	1	1-6	0-2	1-2	4	7	11	2	3	3	3	2	0
04	Emanye Robertson	9	4-9	1-2	3-4	3	0	3	0	12	5	3	0	24
14	Zaire Hicks	1	5-10	3-6	0-0	1	1	2	3	13	2	0	0	28
00	Emma Davis	9	0-2	0-2	0-0	1	2	3	0	0	0	0	1	4
02	Sade Hudson	0	0-5	0-0	0	1	2	3	2	0	2	0	0	18
11	Aundrea Adams	0	0-0	0-0	1-2	0	1	1	0	5	0	0	0	1
13	Tamiah Stanford	0	0-1	0-0	0-0	0	0	0	1	0	0	1	0	3
22	Damiah Griffin	4	4-5	1-1	4-4	2	1	3	5	13	0	1	0	18
30	Kyranah Grant	0	0-2	0-2	1-2	0	1	1	0	0	0	0	0	2
33	Demi Burdick	1	5-8	0-1	0	1	1	2	3	10	2	1	1	16
Team						0	2	2						
Totals		27-71	6-29	13-18	17	22	39	22	73	16	9	14	200	
1st FG %: 3.1 23.1% 2nd 7-17 41.2% 3rd 5-23 21.7% 4th 12-18 66.7% Game 27-71 38.0% Deadball														
3PT %: 0.0 0.0% 2-8 25.0% 3-12 25.0% 5-8 62.5% 6-20 30.0% Rebounds														
FT %: 1.2 50.0% 1-2 50.0% 1-2 50.0% 5-13 38.5% 2														

UT Martin 59 • 19-8, 11-5 OVC														
#	Player	Total	FG-FGA	3-PT	FT-FTA	Rebounds	PF	TP	A	TO	Bk	Stl	Min	
20	Chelsey Perry	1	0-2	0-1	0-0	1	2	3	5	0	0	5	2	0
21	Maddie Waldrop	1	1-2	0-0	1-2	1	3	4	2	4	0	2	2	1
04	Emanye Robertson	9	6-12	0-1	1-2	0	5	5	1	13	6	3	0	35
14	Zaire Hicks	9	2-6	1-2	2-2	0	1	1	1	7	1	2	0	26
15	Brittini Moore	9	2-5	2-4	0-0	0	7	7	3	6	1	2	1	34
00	Emma Davis	0	0-2	0-1	0-0	0	0	0	1	0	0	1	0	4
02	Sade Hudson	3	3-5	0-0	0-0	0	0	0	2	6	1	1	0	14
11	Aundrea Adams	1	1-2	0-0	0-0	0	0	0	2	0	0	0	1	9
13	Tamiah Stanford	1	1-1	0-0	0-0	0	0	0	0	2	2	0	0	4
22	Damiah Griffin	5	5-9	0-1	0-0	1	4	5	1	9	0	3	0	20
33	Demi Burdick	4	4-5	0-0	1-2	5	7	1	9	0	2	1	0	18
Team						0	1	1						
Totals		25-51	3-10	6-8	5	28	33	19	59	11	22	6	12	200
1st FG %: 7.1 43.8% 2nd 4-11 36.4% 3rd 8-12 66.7% 4th 6-12 50.0% Game 25-51 49.0% Deadball														
3PT %: 0.0 0.0% 1-4 25.0% 1-2 50.0% 1-2 50.0% 3-10 30.0% Rebounds														
FT %: 1.2 50.0% 1-2 50.0% 1-2 50.0% 5-13 38.5% 2														

SIUE 48 • 11-14, 6-8 OVC														
#	Player	Total	FG-FGA	3-PT	FT-FTA	Rebounds	PF	TP	A	TO	Bk	Stl	Min	
34	Sydney Bauman	1	3-8	0-1	2-2	3	7	10	2	8	2	1	4	0
01	Christen King	9	1-3	0-0	1-2	0	3	3	1	3	1	0	2	17
05	JayNee Alston	9	2-9	2-6	0-0	1	6	1	0	1	0	0	32	
11	Mikia Keith	9	2-8	0-1	0-2	0	1	1	0	3	1	0	2	29
23	Allie Troeckler	9	3-8	0-0	4-4	2	5	7	3	10	1	3	0	33
12	Kai Koesler	0	0-1	0-0	0-0	0	0	0	0	0	0	0	6	
00	Alek Akuen	3	3-4	1-1	1-1	1	2	3	2	8	0	1	1	34
24	Lyric Boone	0	0-1	0-0	0-0	0	0	0	1	0	1	0	0	3
35	Misale Hall	1	1-3	1-1	0-0	2	2	3	1	1	0	0	15	
44	Kiana Everidge	2	2-8	0-1	2-4	0	0	0	3	6	2	3	0	14
00	Keslie Williams	0	0-0	0-0	0-2	0	0	0	2	0	2	0	0	5
Totals		17-53	4-12	10-17	8	24	32	18	48	13	20	5	7	200
1st FG %: 3.1 17.6% 2nd 4-18 26.7% 3rd 3-9 33.3% 4th 7-12 58.3% Game 17-53 32.1% Deadball														
3PT %: 1.4 25.0% 0-4 0.0% 0-1 0.0% 3-3 100.0% 4-12 33.3% Rebounds														
FT %: 3.4 75.0% 0-4 0.0% 5-7 71.4% 2														

Murray State 76 • 11-15, 7-8 OVC														
#	Player	Total	FG-FGA	3-PT	FT-FTA	Rebounds	PF	TP	A	TO	Bk	Stl	Min	
14	Evelyn Adebayo	1	5-13	1-4	7-8	0	12	12	3	18	2	6	0	39
31	Brianna Crane	1	0-0	0-0	0-0	2	1	3	4	0	1	1	0	20
00	Janika Griffith-Wall	9	7-15	2-4	3-3	0	5	5	4	0	1	1	0	36
04	Lex Mayes	9	3-9	2-7	5-6	0	3	3	2	13	0	0	1	38
00	Macey Turley	9	6-15	2-5	7-9	2	3	5	2	21	3	5	0	37
20	Cadeya Mack	0	0-0	0-0	0-0	2	0	2	3	2	0	1	0	14
03	Alexis Burpo	0	0-0	0-0	0-0	0	3	3	0	2	0	0	0	9
23	Michaela Manley	1	1-1	1-1	0	0	0	0	0	3	0	0	1	7
Totals		23-54	8-21	10-18	25	3	38	18	76	11	25	1	9	200
1st FG %: 6.1 35.3% 2nd 8-13 61.5% 3rd 5-14 35.7% 4th 4-10 40.0% Game 23-54 38.0% Deadball														
3PT %: 4.0 100.0% 2-4 50.0% 3-4 75.0% 5-8 62.5% 6-20 30.0% Rebounds														
FT %: 1.2 50.0% 5-8 62.5% 1-1 100.0% 1-1 100.0% 2-1 200.0%														

Austin Peay 58 • 14-13, 9-7 OVC																			
#	Player	Total	3-PT			Rebounds			PF	TP	A	TO	Bk	Stl	Min				
			FG-FGA	FG%	FT-FTA	Off	Def	Total											
01	CARGER, Logan	1	1-1	1-1	0-0	0	0	0	3	0	0	0	0	3					
04	Anielle Gonzalez-Var	1	3-8	0-0	1-2	2	4	6	3	7	0	1	0	2	26				
22	Kaija Gregory	9	5-14	3-5	6-7	2	3	5	0	19	4	0	4	0	37				
25	CAMPBELL, Michaela	6	2-4	0-0	0-0	1	0	1	0	4	1	3	0	0	21				
33	Brandy Fierby	8	0-2	0-2	0-0	0	0	0	1	2	1	3	0	0	8				
34	Chloe Crawford	1	1-4	0-1	2-2	0	0	0	1	4	3	0	0	0	19				
15	Kristi Fierby	0	0-1	0-0	0-0	0	4	4	1	0	1	0	1	0	12				
23	Maggie Knowles	10	2-6	2-2	0-0	0	4	4	1	8	1	1	1	1	33				
24	KENOL, Kelen	0-0	0-0	2-2	0	1	1	1	2	0	0	1	1	1	9				
30	Kaija Gregory	1	1-1	1-1	0-0	0	0	0	1	3	0	0	0	0	3				
26	Briannah Fierby	2-7	1-3	1-1	0-0	0	2	2	6	1	3	0	0	6	29				
	Team					1	2	3			1								
Totals		17-52	8-19	16-20	7	22	29	13	58	12	5	1	14	200					
Tot. FG%: 6-11 54.5%															2nd 4-11 36.4%	3rd 4-15 26.7%	4th 3-15 20.0%	Game 17-52 32.7%	Decad





**Thursday, March 7**  
**Ford Center - Evansville, Ind.**  
**UTM: 22-8 / MUR: 13-17**

	HIGH	UTM	MUR
Points:		Perry (20)	Crane (14)
Rebounds:		Waldrop/Hicks (7)	Adebayo (8)
Assists:		Robertson (8)	Turley (6)
Steals:		Perry/Waldrop (2)	Griffith-Wall (3)
Blocks:		Perry/Griffin (2)	3 Tied (3)

Murray St. 56 • 13-17																		
#	Player	Total	3-Pr	Rebounds														
		FG-FGA	FG-FGA	FT-FTA	Off	Def	Tot	PF	TP	A	T	Bk	S	Min				
15	Evelyn Adebayo	5-11	0-2	2-5	2	6	8	2	12	1	0	0	2	37				
31	Brianna Crane	5-9	0-0	4-6	1	6	7	4	14	2	1	1	0	29				
00	Janika Griffith-Wall	4-13	0-3	1-1	0	4	4	1	9	3	3	0	3	38				
04	Lex Mayes	3-7	3-7	0-0	0	2	2	2	9	1	1	0	1	35				
05	Macey Turley	2-7	1-1	2-2	0	1	1	1	7	6	2	0	1	36				
01	Raegan Blackburn	0-0	0-0	0-0	0	0	0	0	0	0	0	0	0	1				
11	Paige Barrett	2-2	0-0	0-0	0	0	0	0	4	0	0	0	0	1				
20	Cekeya Mack	0-0	0-0	1-2	0	0	0	0	1	1	0	1	0	6				
32	Alexis Burpo	0-2	0-0	0-0	1	2	3	1	0	1	1	1	0	11				
33	Michaela Manley	0-1	0-1	0-0	0	0	0	1	0	0	1	0	0	6				
	Team				1	1	2											
	Totals	21-52	4-14	10-16	5	22	27	12	56	15	9	3	7	200				
	1st FG %	1-5	46.7%	2nd 3-10	20.0%	3rd 5-13	38.5%	4th 7-14	50.0%	Game 21-52	40.4%	Deadball						
	3Pt %	0-0	0.0%	0-0	0.0%	0-0	0.0%	0-0	0.0%	0-0	0.0%	0-0						
	FT %	0-0	0.0%	3-4	75.0%	2-2	100.0%	4-4	100.0%	10-16	62.5%	Rebounds	3					

UT Martin 77 • 22-8																		
#	Player	Total	3-Pr	Rebounds			Off	Def	Tot	PF	TP	A	T	Bk	S	Min		
		FG-FGA	FT-FTA	Off	Def	Tot												
15	Brittini Moore	1-3	0-0	1-2	0	4	4	1	9	0	0	0	0	1	39			
20	Chelsey Perry	8-13	2-3	2-2	2	4	6	2	20	2	2	2	2	2	31			
21	Maddie Waldrop	0-4	0-1	0-0	3	4	7	4	0	1	0	0	0	0	25			
04	Emanye Robertson	8-13	0-0	3-3	0	3	3	1	19	8	4	0	0	0	39			
14	Zaire Hicks	7-14	3-5	2-2	1	6	7	1	19	6	0	0	0	1	37			
02	Emma Davis	0-0	0-0	0-0	0	0	0	0	0	0	0	0	0	0	1			
02	Sade' Hudson	0-1	0-0	0-0	0	0	0	0	0	0	0	0	0	0	3			
11	Aundrea Adams	0-0	0-0	0-0	0	0	0	0	0	0	0	0	0	0	1			
13	Tamiah Stanford	1-1	0-0	0-0	0	0	0	0	2	0	0	0	0	0	04			
22	Damiah Griffin	1-5	0-0	0-0	2	3	5	2	2	0	2	2	0	0	15			
23	Jalynn Landversicht	0-0	0-0	0-0	0	0	0	0	0	0	0	0	0	0	1			
30	Kyannah Grant	0-0	0-0	0-0	0	0	0	0	0	0	0	0	0	0	1			
31	Kyannah Grant	1-1	0-0	0-0	0	0	0	0	2	0	0	0	0	0	1			
33	Demi Burdick	2-4	0-0	0-0	1	1	2	1	4	0	0	1	0	0	6			
	Team				1	4	5											
	Totals	31-62	7-12	8-9	10	29	39	12	77	17	8	5	6	200				
	1st FG %	6-17	47.1%	2nd 8-17	47.1%	3rd 7-15	46.7%	4th 8-13	61.5%	Game 31-62	50.0%	Deadball						
	3Pt %	0-0	0.0%	0-0	0.0%	0-0	0.0%	0-0	0.0%	0-0	0.0%	0-0						
	FT %	1-2	50.0%	2-2	100.0%	3-3	100.0%	2-2	100.0%	6-9	66.7%	Rebounds	0					

**EVANSVILLE, Ind.** – The third seeded University of Tennessee at Martin women's basketball team used a big second quarter to gain a sizable lead and never looked back, cruising past sixth seeded Murray State 77-56 in the first round of the Ohio Valley Conference Basketball Championship. With the win, UT Martin advances to the semifinals for the ninth time in the last 10 seasons.

The Skyhawks (22-8) used a balanced scoring attack and solid defensive showing to notch the opening round victory. In a game with very few turnovers, UT Martin still forced Murray State into nine turnovers while dishing out 17 assists and winning the battle of the boards convincingly.

UT Martin shot 50 percent from the floor, 58.3 percent from beyond the arc and 88.9 percent from the line to cap off an efficient afternoon. All-OVC forward Chelsey Perry led the squad with 20 points while the guard tandem of All-OVC senior Emanye Robertson and sophomore Zaire Hicks chipped in 19 points each while combining for 14 assists and 10 rebounds. All-Newcomer honoree Brittini Moore just missed out on double figures with nine points.

Murray State (13-17) saw its season come to an end in the first round for the second consecutive season. Brianna Crane paced the Racers in scoring with 14 points while chipping in seven rebounds. Meanwhile, All-OVC selections Evelyn Adebayo and Macey Turley were held well below season average with 12 points and seven points, respectively.



**Friday, March 8**  
**Ford Center - Evansville, Ind.**  
**UTM: 23-8 / MOR: 23-10**

	HIGH	UTM	MOR
Points:		Robertson (26)	Crockett (16)
Rebounds:		Waldrop (12)	McGowan (11)
Assists:		Robertson/Hicks (4)	Calvert (6)
Steals:		Moore/Hicks (3)	3 Tied (4)
Blocks:		Perry (3)	Simmons-Coza (3)

UT Martin 68 • 23-8																		
#	Player	Total	3-Pr	Rebounds			Off	Def	Tot	PF	TP	A	T	Bk	S	Min		
		FG-FGA	FT-FTA	Off	Def	Tot												
15	Brittini Moore	1-2	1-5	2-3	1	4	5	1	7	2	1	1	3	1	40			
20	Chelsey Perry	2-10	1-2	5-5	2	7	9	3	10	2	1	3	2	34				
21	Maddie Waldrop	4-6	0-0	2-2	6	6	12	3	10	1	4	0	0	33				
04	Emanye Robertson	6-21	0-0	14-14	0	5	5	2	26	4	5	0	1	40				
14	Zaire Hicks	5-12	3-7	0-0	1	2	3	13	4	1	0	3	39					
02	Sade' Hudson	0-0	0-0	0-0	0	0	0	0	0	0	0	0	0	1				
22	Damiah Griffin	0-0	0-0	0-0	0	1	1	0	0	0	2	0	1	6				
33	Demi Burdick	1-1	0-0	0-0	0	0	0	1	2	0	1	1	0	7				
	Team				2	3	5											
	Totals	20-56	5-14	23-24	12	28	40	13	68	13	17	5	10	200				
	1st FG %	3-12	25.0%	2nd 5-17	29.4%	3rd 7-16	43.8%	4th 5-11	45.5%	Game 20-56	35.7%	Deadball						
	3Pt %	2-4	50.0%	3-4	75.0%	0-0	0.0%	0-0	0.0%	5-14	35.7%	Rebounds	1					
	FT %	4-4	100.0%	3-3	100.0%	4-4	100.0%	12-13	92.3%	23-24	95.8%							

Morehead St. 58 • 23-10																		
#	Player	Total	3-Pr	Rebounds			Off	Def	Tot	PF	TP	A	T	Bk	S	Min		
		FG-FGA	FT-FTA	Off	Def	Tot												
12	Mckenzie Calvert	6-15	2-7	1-2	1	4	5	4	15	6	3	0	0	31				
22	Tierra McGowan	3-6	0-0	0-0	6	5	11	3	6	1	0	2	1	38				
04	Darriane Seward	9	4-13	3-8	1-2	0	7	2	12	3	4	0	4	34				
11	Miranda Crockett	6-14	0-0	4-4	2	4	6	0	16	1	3	0	4	39				
13	Crystal Simmons-Coza	2-12	1-2	0-0	1	0	1	5	3	2	2	3	0	29				
00	Alyiah Jeune	0-0	0-0	0-0	2	4	6	5	6	2	3	1	4	27				
10	Jaleesa Avery	0-0	0-0	0-0	0	0	0	0	0	0	0	0	0	1				
14	Ashley Moore	0-1	0-1	0-0	0	0	0	0	0	0	0	0	0	1				
23	Orlando Humphries	0-0	0-0	0-0	0	0	0	0	0	0	0	0	0	0+				
	Team				1	0	1											
	Totals	22-62	8-24	6-8	13	24	37	19	58	15	16	6	13	200				
	1st FG %	5-16	31.3%	2nd 4-16	25.0%	3rd 5-13	38.5%	4th 4-17	23.5%	Game 22-62	35.5%	Deadball						
	3Pt %	1-2	50.0%	0-0	0.0%	0-0	0.0%	0-0	0.0%	8-24	33.3%	Rebounds	6					
	FT %	3-8	37.5%	3-8	37.5%	4-4	100.0%	6-8	75.0%									

Officials: Calvin Garth, Marla Gearhart, Royce Stevens  
Technical fouls: UT Martin-None, Morehead State-None  
Attendance: 767



**Saturday, March 9**  
**Ford Center - Evansville, Ind.**  
**UTM: 23-9 / BEL: 26-6**

	HIGH	UTM	BEL
Points:		Perry (16)	Harmeyer (16)
Rebounds:		Waldrop (11)	Roy (11)
Assists:		Robertson (7)	Roy (6)
Steals:		Robertson (2)	2 Tied (1)
Blocks:		3 Tied (1)	None

UT Martin 53 • 23-9																		
#	Player	Total		3-Pr		Rebounds					PF	TP	A	T	Bk	St	Min	
		FG-FGA	FG-FGA	FT-FTA	Off	Def	Tot											
15	Brittini Moore	4	11	3	8	2	2	1	7	8	3	13	1	0	1	1	40	
20	Chelsey Perry	6	14	4	8	0	0	2	4	6	5	16	2	0	1	0	38	
21	Maddie Waldrop	2	4	0	1	3	3	8	11	5	7	0	1	0	0	29		
04	Emanye Robertson	2	14	0	1	9	10	3	1	4	2	13	7	3	0	2	39	
14	Zaire Hicks	0	10	0	5	0	0	1	1	2	0	0	2	0	0	1	30	
02	Emma Davis	0	0	0	0	0	0	0	0	0	0	0	0	0	0	0	1	
13	Tamiah Stanford	0	0	0	0	0	0	0	0	0	0	0	0	0	0	0	0+	
22	Damiah Griffin	1	4	0	0	0	0	4	4	2	2	0	1	1	1	1	14	
33	Demi Burdick	1	3	0	0	0	0	1	1	2	2	0	0	0	0	1	9	
	Team	0	0	0	0	0	0	4	4	0	0	0	0	0	0	0	0	
	Totals	16	60	7	24	14	15	9	30	39	21	53	12	5	3	6	200	



# TEAM GAME-HIGHS

<i>UT MARTIN HIGH</i>	<i>STATISTICAL CATEGORY</i>	<i>OPPONENT HIGH</i>
110 vs. Mississippi Valley State (11/29/18)	POINTS	102 at No. 4 Louisville (12/4/18)
37 vs. UAH (12/19/18)	1ST-QUARTER POINTS	31 at No. 4 Louisville (12/4/18)
33 vs. Southern Illinois (11/9/18)	2ND-QUARTER POINTS	31 at Belmont (2/2/19)
31 vs. Christian Brothers (11/21/18)	3RD-QUARTER POINTS	31 at Belmont (2/2/19)
32 at Murray State (2/21/19)	4TH-QUARTER POINTS	25, 2x, at Belmont (2/2/19)
11 vs. Arkansas State (11/17/18)	OVERTIME POINTS	8 vs. Belmont (2/28/19)
40, 2x, vs. Mississippi Valley State (11/29/18)	FG MADE	36 at No. 4 Louisville (12/4/18)
87 vs. Christian Brothers (11/21/18)	FG ATTEMPTS	72 at Northwestern (11/25/18)
57.1 vs. UAH (12/19/18)	FG PERCENTAGE	54.7 at Belmont (2/2/19)
14 vs. Mississippi Valley State (11/29/18)	3-POINT FG	16 at Belmont (2/2/19)
28 vs. Samford (11/6/18)	3-POINT FG ATT.	37 at Belmont (2/2/19)
53.8 vs. Mississippi Valley State (11/29/18)	3-POINT FG %	52.4 at Southeast Missouri (1/5/19)
26, 2x, vs. Jacksonville State (2/7/19)	FREE THROWS	26 at Chattanooga (11/28/18)
34, 2x, vs. SIUE (1/26/19)	FT ATTEMPTS	36 at Chattanooga (11/28/18)
90.9 at No. 4 Louisville (12/4/18)	FT PERCENTAGE	78.6 at No. 4 Louisville (12/4/18)
28 vs. Christian Brothers (11/21/18)	OFF REBOUNDS	21 vs. Arkansas State (11/17/18)
35 vs. Mississippi Valley State (11/29/18)	DEF REBOUNDS	40 at Belmont (2/2/19)
56 vs. Mississippi Valley State (11/29/18)	TOTAL REBOUNDS	57 vs. Arkansas State (11/17/18)
29 vs. Mississippi Valley State (11/29/18)	ASSISTS	30 at Belmont (2/2/19)
12 vs. Mississippi Valley State (11/29/18)	BLOCKED SHOTS	8 at Northwestern (11/25/18)
25 vs. Christian Brothers (11/21/18)	STEALS	13, 2x, vs. Christian Brothers (11/21/18)
27 at No. 4 Louisville (12/4/18)	TURNOVERS	31 vs. Arkansas State (11/17/18)
29 at Chattanooga (11/28/18)	FOULS	32 vs. Arkansas State (11/17/18)

# INDIVIDUAL PLAYER GAME HIGHS

2018-19 UT Martin Women's Basketball Team Superlatives

	<i>UT MARTIN</i>	<i>OPPONENT</i>
Points	28, Emanyne Robertson vs. Tennessee State (3/2/19)	30, Ellie Harmeyer at Belmont (2/2/19)
Field Goals Made	10, 3x, Chelsey Perry vs. Tennessee Tech (2/9/19)	12, Ellie Harmeyer at Belmont (2/2/19)
Field Goals Attempted	19, Chelsey Perry vs. Tennessee Tech (2/9/19)	23, Makenzie Silvey vs. Southern Illinois (11/9/18)
3-Point FGs Made	5, Chelsey Perry vs. Tennessee Tech (2/9/19)	7, Carrie Shephard at Southeast Missouri (1/5/19)
3-Point FGs Att.	8, Zaire Hicks at Morehead State (1/19/19)	15, Makenzie Silvey vs. Southern Illinois (11/9/18)
Free Throws Made	15, Emanyne Robertson vs. Jacksonville State (2/7/19)	10, Akasha Westbrook vs. Arkansas State (11/17/18)
Free Throws Att.	19, Emanyne Robertson vs. Jacksonville State (2/7/19)	12, 2x, Tierra McGowan at Morehead State (1/19/19)
Offensive Rebounds	6, 2x, Maddie Waldrop vs. Tennessee State (3/2/19)	10, Tierra McGowan at Morehead State (1/19/19)
Defensive Rebounds	10, 2x, Maddie Waldrop vs. Tennessee State (3/2/19)	17, Jenny Roy at Belmont (2/2/19)
Total Rebounds	16, Chelsey Perry vs. Tennessee State (3/2/19)	20, Jenny Roy at Belmont (2/2/19)
Assists	13, Emanyne Robertson vs. Tennessee Tech (2/9/19)	9, Jenny Roy at Belmont (2/2/19)
Steals	6, Emanyne Robertson at Austin Peay (2/23/19)	6, Brianah Ferby at Austin Peay (2/23/19)
Blocked Shots	7, Chelsey Perry vs. Southeast Missouri (2/14/19)	3, Tierra McGowan at Morehead State (1/19/19)
Turnovers	6, Emanyne Robertson vs. Arkansas State (11/17/18)	7, Adrianna Murphy at Southeast Missouri (1/5/19)
Minutes Played	45, Emanyne Robertson vs. Belmont (2/28/19)	43, Jenny Roy/Darby Maggard vs. Belmont (2/28/19)





# UT MARTIN RECORD BOOK





# **UT MARTIN**

## **CONFERENCE PLAYERS OF THE YEAR**

### **HEATHER BUTLER**

ALL-OHIO VALLEY CONFERENCE 2011, 12, 13, 14  
OVC FEMALE ATHLETE OF THE YEAR, 2014  
OVC PLAYER OF THE YEAR, 2014

---



### **ASHIA JONES**

ALL-OHIO VALLEY CONFERENCE 2014, 15  
OVC FEMALE ATHLETE OF THE YEAR, 2015  
OVC PLAYER OF THE YEAR, 2015

---





## JASMINE NEWSOME

ALL-OHIO VALLEY CONFERENCE 2011, 12, 13, 14  
OVC PLAYER OF THE YEAR, 2012, 13

## ZABRINA HARRIS

ALL-OHIO VALLEY CONFERENCE 1999, 2000  
OFFENSIVE PLAYER OF THE YEAR, 1999





# SKYHAWKS OF DISTINCTION

## OLYMPIANS

Pat Head Summitt (Player, Silver)	1976
Pat Head Summitt (Coach, Gold)	1988

## WORLD UNIVERSITY GAMES

Pat Head Summitt	1974
------------------	------

## US SPORTS FESTIVAL

Mary Kate Long	1987
----------------	------

## BASKETBALL HALL OF FAME

Pat Head Summitt	2000
------------------	------

## WOMENS BASKETBALL HALL OF FAME

Pat Head Summitt (Inaugural Class)	1999
------------------------------------	------

## ASSOCIATED PRESS ALL-AMERICAN

Jasmine Newsome	2013
Ashia Jones	2015

## OVC FEMALE ATHLETE OF THE YEAR

Heather Butler	2014
Ashia Jones	2015

## TSWA FEMALE ATHLETE OF THE YEAR

Heather Butler	2014
Ashia Jones	2015

## TENNESSEE SPORTS HALL OF FAME

### FEMALE AMATEUR ATHLETE OF THE YEAR

Heather Butler	2014
Jasmine Newsome	2014

## BETTIE GILES FEMALE ATHLETE OF THE YEAR

Heather Butler	2014
Jasmine Newsome	2014
Haley Howard	2016

## NANCY LIEBERMAN AWARD FINALIST

Jasmine Newsome	2013-14
-----------------	---------

## SENIOR CLASS AWARD ALL-AMERICAN

Heather Butler	2013-14
----------------	---------

## ACADEMIC ALL-AMERICAN OF THE YEAR

Mary Kate Long	1988-89
----------------	---------

## ACADEMIC ALL-AMERICAN FIRST TEAM

Mary Kate Long	1988-89
----------------	---------

## ACADEMIC ALL-AMERICAN SECOND TEAM

Heather Butler	2013-14
----------------	---------

## ACADEMIC ALL-AMERICAN THIRD TEAM

Mary Kate Long	1987-88
----------------	---------

## OVC SPORTSMANSHIP AWARD

Kelly Pendleton	2001
-----------------	------

## OVC COACH OF THE YEAR

Gary and Kim Van Atta	1998
Kevin McMillan	2010, 2015, 2016

## OVC PLAYER OF THE YEAR

Zabrina Harris	1999
Jasmine Newsome	2012, 2013
Heather Butler	2014
Ashia Jones	2015

## OVC FRESHMAN OF THE YEAR

Heather Butler	2011
Ashia Jones	2014
Kendall Spray	2017

## OVC DEFENSIVE PLAYER OF THE YEAR

Jasmine Newsome	2011, 2012, 2013
Emanye Robertson	2019

## ALL-OVC FIRST TEAM

Tessa Fields	1998, 1999
Zabrina Harris	1999, 2000
Amy Watson	2003
Andreika Jackson	2005
Heather Butler	2011, 2012, 2013, 2014
Jasmine Newsome	2011, 2012, 2013, 2014
Ashia Jones	2015
Haley Howard	2016
Kendall Spray	2018
Emanye Robertson	2019

## ALL-OVC SECOND TEAM

Tara Tansil	1994, 95
Chanda Cordova	1996
Kelly Pendleton	2001
Julie Young	2004
Andreika Jackson	2006
Crystal Fuller	2008
Phyllisha Mitchell	2009
Ashia Jones	2014
Jessy Ward	2016
Kendall Spray	2017
Ashton Feldhaus	2017, 18
Myah Taylor	2017
Chelsey Perry	2019

## OVC ALL-NEWCOMER TEAM

Dawn Limbaugh	1994
LaBrica Ward	2010
Alecia Weatherly	2010
Heather Butler	2011
Jasmine Newsome	2011
Ashia Jones	2014
Jessy Ward	2015
Myah Taylor	2016
Kendall Spray	2017
Ashton Feldhaus	2017
Chelsey Perry	2018
Brittni Moore	2019

## OVC ALL-TOURNAMENT MVP

Heather Butler	2012
Jasmine Newsome	2011, 2013, 2014

## OVC ALL-TOURNAMENT

Nichole Lockridge	1998
Tessa Fields	1998,, 99
Zabrina Harris	1999
Heather Butler	2011, 2012, 2013, 2014
Jasmine Newsome	2011, 2012, 2013, 2014
Rickiesha Bryant	2013
Ashia Jones	2015
Janekia Mason	2017, 18
Chelsey Perry	2018
Emanye Robertson	2019

## OVC SCHOLAR-ATHLETE

Kelly Pendleton	2002
Heather Butler	2013
Katie Schubert	2015

## OVC MEDAL OF HONOR (4.0 GPA)

Karen Lynn Cox	1997
Jennifer Marie Skaggs	1997
Lisa De La Mothe	1998
India Weaver	1999
India Weaver	2000
Terri Barker	2000
Danielle Page	2003
Amy Watson	2003
Jenny Lannom	2004
Matreikia Minter	2011
Grace Swaim	2011
Heather Butler	2014
Katie Schubert	2014
Megan White	2014
Tori Reedy	2016
Brianne Taylor	2016
Breanna Boggs	2017, 18
Ashton Feldhaus	2018
Maddie Waldrop	2018

## ALL-OVC HONORABLE MENTION

Tara Tansil	1993
Dauida Smith	1996
Nichole Lockridge	1998

## OVC ALL-FRESHMAN TEAM

Dawn Limbaugh	1994
Zabrina Harris	1997
Bethany Melton	1997
Tracy Webb	1999
Andreika Jackson	2004

## GULF SOUTH COMMISSIONERS AWARD

Mary Kate Long	1988-89
----------------	---------

## ALL-GULF SOUTH SECOND TEAM

Gwen Long	1987
Mary Kate Long	1988
Lawanta McKinnie	1991

## GULF SOUTH ACADEMIC ALL-CONFERENCE

Lisa Winton	1986-88
Mary Kate Long	1987-89
Barbara Blume	1989-90
Carolyn Xanders	1990-91



# OVC PLAYERS OF THE WEEK

## OVC PLAYER OF THE WEEK

Tara Tansil .....	12/20/93
Chanda Cordova .....	2/19/96
Chastity Bohannon .....	1/18/98
Tessa Fields .....	1/26/98
Tessa Fields .....	2/2/98
Zabrina Harris .....	11/23/98
Zabrina Harris .....	1/25/99
Kelly Pendleton .....	1/15/01
Amy Watson .....	1/28/03
Amy Watson .....	2/18/03
Andreika Jackson .....	1/24/05
Crystal Fuller .....	2/26/07
Crystal Fuller .....	11/19/07
Crystal Fuller .....	1/28/08
Crystal Fuller .....	2/11/08
Phyllisha Mitchell .....	1/5/09
LaBrica Ward .....	2/8/10
Heather Butler .....	12/27/10
Jasmine Newsome .....	1/24/11
Jasmine Newsome .....	2/28/11
Jasmine Newsome .....	11/22/11
Jasmine Newsome .....	11/29/11
Heather Butler .....	12/20/11
Jasmine Newsome .....	1/3/12
Heather Butler .....	1/31/12
Heather Butler .....	2/14/12
Jasmine Newsome .....	2/21/12
Jaclyssa Haislip .....	2/27/12
Jasmine Newsome .....	11/13/12
Jasmine Newsome .....	11/20/13
Jasmine Newsome .....	12/4/12
Heather Butler .....	12/11/12
Heather Butler .....	12/18/12
Jasmine Newsome .....	1/22/13
Jasmine Newsome .....	2/19/13
Jasmine Newsome .....	2/26/13
Jasmine Newsome .....	3/4/13
Jasmine Newsome .....	11/19/13
Heather Butler .....	11/26/13
Jasmine Newsome .....	1/7/14
Heather Butler .....	1/14/14
Heather Butler .....	1/21/14
Heather Butler .....	2/4/14
Ashia Jones .....	2/18/14
Heather Butler .....	3/3/14
Ashia Jones .....	12/16/14
Ashia Jones .....	12/30/14
Ashia Jones .....	1/13/15
Ashia Jones .....	1/20/15
Ashia Jones .....	2/3/15
DaiJia Ruffin .....	12/1/16
Haley Howard .....	2/2/16
Ashton Feldhaus .....	1/31/17
Kendall Spray .....	12/5/17
Kendall Spray .....	12/12/17
Kendall Spray .....	2/6/18
Emanye Robertson .....	3/4/19

## OVC FRESHMAN OF THE WEEK

Christy Hicks .....	2/26/95
Zabrina Harris .....	1/13/97
Zabrina Harris .....	2/3/97
Zabrina Harris .....	2/17/97
Tracy Webb .....	12/7/98
Tracy Webb .....	2/15/99
LaShonta Morrow .....	1/10/00
Keva Robinson .....	12/23/02
Andreika Jackson .....	1/19/04
Andreika Jackson .....	1/26/04
Andreika Jackson .....	3/1/04
LaBrica Ward .....	2/1/10
LaBrica Ward .....	2/8/10
Beth Hawn .....	11/14/10
Heather Butler .....	11/22/10
Jasmine Newsome .....	12/6/10
Heather Butler .....	12/13/10
Heather Butler .....	12/20/10
Heather Butler .....	12/27/10
Heather Butler .....	1/3/11
Jasmine Newsome .....	1/10/11
Jasmine Newsome .....	1/17/11
Jasmine Newsome .....	1/24/11
Jaclyssa Haislip .....	1/31/11
Jaclyssa Haislip .....	2/21/11
Jasmine Newsome .....	2/28/11
Tiara Caldwell .....	11/12/13
Elizabeth Masengil .....	12/3/13
Ashia Jones .....	1/7/14
Ashia Jones .....	1/14/14
Ashia Jones .....	1/28/14
Ashia Jones .....	2/18/14
Ashia Jones .....	2/25/14
Ashia Jones .....	3/3/14
DaiJia Ruffin .....	12/1/15
DaiJia Ruffin .....	12/8/15
DaiJia Ruffin .....	1/12/16
Myah Taylor .....	2/23/16
Breanna Boggs .....	12/6/16
Ansley Eubank .....	12/20/16
Kendall Spray .....	12/27/16
Ansley Eubank .....	1/3/17
Kendall Spray .....	1/24/17
Kendall Spray .....	1/31/17
Kendall Spray .....	2/21/17
Kendall Spray .....	2/28/17
Chelsey Perry .....	12/12/17
Chelsey Perry .....	2/13/18
Chelsey Perry .....	2/26/18
Damiah Griffin .....	11/20/18
Brittni Moore .....	12/24/18
Damiah Griffin .....	1/8/19
Brittni Moore .....	1/29/19

## OVC NEWCOMER OF THE WEEK

Chanda Cordova .....	1/24/95
Chanda Cordova .....	1/30/95
Tiffany Rice .....	1/8/96
Becky Crowe .....	1/13/97
Nichole Lockridge .....	12/1/97
Tessa Fields .....	12/15/97
Tessa Fields .....	12/22/97
Nichole Lockridge .....	1/5/98
Nichole Lockridge .....	1/12/98
Nichole Lockridge .....	1/18/98
Nichole Lockridge .....	2/2/98
Nichole Lockridge .....	2/23/98
Tamika Brown .....	12/7/98
Tamika Brown .....	2/15/99
Torre Thomas .....	2/25/03
Andreika Jackson .....	1/5/04
Kimberly Cox .....	11/28/05
Sienna Forney .....	1/5/09
Alecia Weatherly .....	11/23/10
Alecia Weatherly .....	12/7/10
Alecia Weatherly .....	12/14/10
Alecia Weatherly .....	12/28/10
Alecia Weatherly .....	1/18/10
Alecia Weatherly .....	1/25/10
Darnisha Lyles .....	2/1/10
Alecia Weatherly .....	2/8/10
Alecia Weatherly .....	2/15/10
Alecia Weatherly .....	2/22/10
Darnisha Lyles .....	3/1/10
Taylor Hall .....	12/27/11
Chelsea Roberts .....	12/30/13
Jessy Ward .....	11/25/14
Jessy Ward .....	12/2/14
Ashton Feldhaus .....	11/29/16
Ashton Feldhaus .....	12/6/16
Ashton Feldhaus .....	1/17/17
Ashton Feldhaus .....	1/24/17
Ashton Feldhaus .....	1/31/17
Ashton Feldhaus .....	2/7/17
Janekia Mason .....	2/28/17



# UT MARTIN HALL OF FAME


## PAT HEAD SUMMITT, CLASS OF 1983 (INAUGURAL CLASS)

Summitt was a member of the Lady Pacers from 1970-74, during the program's first days as a varsity sport. To this day, Summitt remains among the career leaders in many statistical categories. At the time of her graduation, Summitt led the Lady Pacers with 35 points in a single game, became the program's first 1,000 point scorer with 1,405 career points and was a member of the 1972-73 squad that compiled a 22-3 record and advanced to the AIAW National Tournament. During Summitt's final season as a Lady Pacer, she became the first women's basketball player to have her jersey retired when her number 55 was raised to the rafters.

Summitt, of Ashland City, Tenn., continued in basketball after her time at UT Martin as a co-captain of the USA Women's Basketball team that won a silver medal in the 1976 Montreal Olympics. She later earned a two silver medals and five gold medals as a coach in international play, including gold at the 1984 Los Angeles Olympics.

Summitt is now best known for her 34 years at the helm of the Tennessee Lady Vols, where she has become the winningest basketball coach in history (men's or women's). She has amassed over 1,000 wins in her career, in addition to seven NCAA titles, 26 Southeastern Conference tournament and regular season championships, 25 consecutive appearances in the NCAA Sweet 16, produced 12 Olympians, 19 Kodak All-Americans and 68 All-SEC performers.

Summitt's was also honored by having the court in the Kathleen and Tom Elam Center named in her honor Nov. 23, 1997. Summitt's name also appears on the gymnasium at Cheatham County Central High School in Ashland City, Tenn., and on the floor at The University of Tennessee's Thompson-Boling Arena.



## NADINE GEARIN, CLASS OF 1988

Gearin was the coach of the first UT Martin intercollegiate women's basketball team and played a major role in why the University of Tennessee at Martin is regarded as a pioneer in women's athletics. She coached the Lady Pacers' teams from 1969-78 and directed the team to the 1970-71 Tennessee College Women's Sports Federation championship and won three Western Division titles. Her 1971-72 team posted the most wins in Lady Pacer history and also became the only basketball team in school history to advance to the national championship tournament. Her overall basketball coaching record was 104-86.

Gearin also coached women's volleyball from 1969-73 and was coach of the UT Martin badminton club from 1968-70.

## MARY ANN ARCHIE CHILDERS, CLASS OF 1989

Childers was a member of the first UT Martin women's basketball team in 1969-70. She was the team's leading scorer, averaging 22.9 points-per-game, which remains a record for best scoring average in a season by a Lady Pacer/Skyhawk player. She played a major role in UT Martin's first Tennessee Collegiate Women's State Championship. Her 18.5 career scoring average at the time of her graduation was a Lady Pacer record. Childers was also a member of the Lady Pacers volleyball team.

## AMY UNDERWOOD POTEETE, CLASS OF 1991

Poteete was a four-year standout with the Lady Pacer basketball program from 1976-80. She was the first female recipient of an athletic grant-in-aid to the university, coming to UT Martin from Henry County High School in Paris, Tenn.

Poteete was named the Lady Pacers' Most Valuable Player following her freshman season. She earned a pair of All-Christmas Tournament honors the following two years and was most outstanding player in the Lady Pacers' 1978 tournament. Poteete received the Bettye L. Giles Award in 1980, which is awarded the university's top female athlete.

## MARY KATE LONG AREND, CLASS OF 1995

Arend established herself as one of the top student-athletes in UT Martin history, from 1985-89, for her outstanding performances, both on the basketball court and in the classroom. Arend worked to become UT Martin's all-time leading career scorer (1,754 points), rebounder (1,318), blocked shots leader (203), along with field goals made (747) and attempted (1,404). Arend also still hold individual game records for points in a game with 40 points against Troy in 1989 and pulling down 27 rebounds against West Georgia in 1987. She was a three-time All-Gulf South Conference selection and was twice the GSC Commissioner's Award winner for athletics and academics in her junior and senior years. She also was awarded the Bettye L. Giles Award her sophomore and senior year's for being UT Martin's top female athlete.

Arend became the second women's basketball player to have her jersey retired when the No. 25 was lifted to the rafters. She also represented UT Martin as a member of the United States Olympic Sports Festival team in 1987 and was twice a member of the South team in the Illinois Prairie State Games.


Arend also accumulated numerous other honors for her academic work. She was twice named to the GTE Academic All-America Team and was the GTE Academic All-American of the year in 1989. She maintained a perfect 4.0 grade point average during her four years as a University Scholar. Arend later received her master's degree in English and Ph.D from the University of Illinois.

## TARA TANSIL GENTRY, CLASS OF 2000

Tansil established herself as one of the premier players in UT Martin history from 1991-95. She is still third on the all-time points scored list with 1,702 career points. She remains atop three career categories including 3-point field goals attempted (415), free throws made (564) and free throws attempted (759). She is also second in career 3-point field goals made (152) and steals (256).

She was a member of the program when it moved from Division II to Division I and was twice an All-Ohio Valley Conference second team performer. She led her team in scoring all four years. A Dean's List student, Tansil was an OVC Academic Honor Roll member.

After her playing days came to an end, Tansil's No. 24 jersey became only the third to ever be retired when it was lifted to the rafters in January 1996. Tansil returned as an assistant women's basketball coach in 1996 and was named head coach in 2004. In her five years as head coach Tansil guided the program to a pair of OVC Tournament appearances, and came within one point of a berth in the conference's championship game in an overtime loss in 2007.



## GINA WARREN MCCLURE, CLASS OF 2000

McClure is considered one of the most versatile athletes to ever compete at the University of Tennessee at Martin. She started 104 of 106 basketball games in her career from 1990-94 and is still ninth all-time in points scored with 1,130. McClure also remains in the career top-10 for 3-point field goals made, career steals and assists.

McClure was also a member of the Skyhawks' tennis team, helping lead the team to its first-ever Ohio Valley Conference championship. She captured both the No. 5 singles title and the No. 3 doubles title, earning double All-OVC honors. Warren was the recipient of numerous honors, including the Bettye L. Giles award, which annually goes to the university's top female athlete. McClure remains at the University of Tennessee at Martin, serving as the director of campus recreation since 2000.



# UT MARTIN HALL OF FAME

## GWEN LONG, CLASS OF 2002

Long was a member of the women's basketball team from 1985-88 and 1989-90, while also fighting the physical limitations of being deaf. She was one of UT Martin's first two women to receive All-Gulf South Conference honors. As a sophomore, Long averaged 15.9 points-per-game and led the Lady Pacers in scoring for her second consecutive season. Long is still currently fifth on the all-time scoring list with 1,345 career points. She is the all-time steals leader with 411 and the all-time assists leader with 458. She was named to the 1987 All-Gulf South Conference team.

## JULIA WHITE BRUNDIGE, CLASS OF 2004

Brundige was a two-sport athlete for the Lady Pacers from 1972-76. She was a member of the Lady Pacers basketball team during the 1972 and 1973 seasons. Brundige was a member of the 1972 AIAW district and regional championship teams along with also helping guide the Lady Pacers to an appearance in the AIAW state finals and AIAW national tournament second round. The following year, Brundige again helped lead UT Martin to another AIAW district championship and an appearance in the state finals. Brundige was also a member of the Lady Pacers volleyball team, earning all-tournament honors twice during the 1974 season. In her senior season, the Lady Pacers won the state small college tournament, finished second in the region and competed in the AIAW national tournament at Idaho State.

## STARR HATLER MEEK, CLASS OF 2004

Meek was also a two sport athlete for the Lady Pacers from 1973-77, playing basketball and volleyball. Meek was a part of the 1973 AIAW district championship squad and helped lead them to an appearance in the state championship game. She again helped lead the Lady Pacers to appearances in the 1975 AIAW district championship game and 1976 AIAW state finals. During her time on the volleyball court, the Lady Pacers posted a 122-56 record, finished first in the AIAW Small College State Championship and advanced to the AIAW Southern Regional and the national finals at Idaho State. Meek was among the first women to receive a partial grant-in-aid for volleyball and basketball.

## ESTHER STUBBLEFIELD HUBBARD, CLASS OF 2005

Hubbard was a member of the first UT Martin women's basketball team in 1969. She helped lead the team to an 8-2 record. In her three-year career, the team posted a 44-13 record. During the 1970-71 season, Hubbard helped the Lady Pacers to a first-place finish in the Tennessee College Women's Sports Federation District Tournament. She also helped the Lady Pacers win the TCWSF state tournament in the 1971-72 season and the AIAW Region II tournament. Hubbard participated in the first Division of Girls and Women's Sports National Tournament in Normal, Ill. She scored 301 career points as a Lady Pacer.

## FRAN FEDAK MCPHERSON, CLASS OF 2005

McPherson played in 113 games over a four-year span from 1980-84. She averaged 6.6 points-per-game and netted 750 career points as a Lady Pacer. She received the Bettye Giles Award in 1983 for outstanding athletic and academic ability and during the 1984 season she served as the team captain. McPherson played for head coaches Judy Southard, Anne Strusz and Karen Lawler. McPherson is now an assistant coach with the West Georgia Braves women's basketball program.

## ZABRINA HARRIS, CLASS OF 2006

Harris was a four-year member of the of the Skyhawks' team from 1996-2000, during which she became the most decorated women's basketball player at the Division I level. Harris appeared in 113 games and shot .533 percent from the field for her career. She amassed many accomplishments on the court that have her near the top of many statistical categories. Harris is second all-time in points scored (1,723), fourth in career rebounds (696), third in blocks (90), sixth in free throws made (311), fifth in free throws attempted (432), second in field goals made (699) and second in field goals attempted (1,311). Harris still holds the single season record for points scored in a year (599), field goals made in a season (240) and field goals attempted (460), all of which were from the 1998-99 season. That same season, Harris became the first Skyhawk to win Ohio Valley Conference Player of the Year accolades. In her career, Harris was also named to the All-OVC First Team in 1999 and 2000, in addition to making the OVC All-Tournament Team. As a freshman in 1996-97, Harris was named to the All-OVC Freshman Team and was named OVC Newcomer of the Week on three occasions.

## DENNIS SUITER, CLASS OF 2007

Suiter was the first head official for the UT Martin's women's basketball program beginning in 1971. In 1974 Suiter became the first National Association for Girls and Women's Sports state rated official in Tennessee. He was also the first Tennessee official to call in a national tournament, in 1978, and was named the first officials basketball coordinator for the Tennessee College Women's Sports Federation for both small and large colleges.

## KELLY PENDLETON DEVILDER, CLASS OF 2010

DeVilder was a four-year letterwinner at UT Martin and she helped the Skyhawks gain a berth in the Ohio Valley Conference Tournament four consecutive seasons. As a freshman, she was a member of the first-ever OVC regular season championship team that also earned a berth in the Women's National Invitational Tournament (WNIT). She was the recipient of the OVC's 2001 Steve Hamilton Sportsmanship Award.

## NICHOLE LOCKRIDGE, CLASS OF 2011

Lockridge helped UT Martin reach the Ohio Valley Conference championship game in 1998 and 1999. She helped the team win the OVC regular-season championship in 1999 and led the Skyhawks to their first-ever appearance Women's National Invitational Tournament (WNIT). She was named All-OVC Honorable Mention and OVC All-Tournament in 1998.

## TESSA FIELDS, CLASS OF 2012

Fields played women's basketball from 1997-99 for co-head coaches Gary Van Atta and Kim Van Atta. She helped UT Martin reach the OVC Tournament championship game both years. Her senior season she helped the Skyhawks claim a berth in the WNIT and upset Ole Miss. Fields was also named All-OVC and OVC All-Tournament in 1998. She still holds the career single-season record for free throws made (150) and the career single-season record for assists (161).

## HEATHER BUTLER, CLASS OF 2019

Butler helped the Skyhawk women's basketball program reach unprecedented heights, pouring in 2,865 career points – which ranks as the most in Ohio Valley Conference history and was 16th on the NCAA's all-time scoring list. A four-time All-OVC first team selection and 2014 OVC Player of the Year, she guided UT Martin to 87 victories and four consecutive NCAA Tournament appearances. She scored in double-figures in all 129 games of her career (the second-longest streak in NCAA history) and tied an NCAA record with 392 three-pointers during her illustrious career. The Medina, Tenn. native became the first-ever OVC player to earn a spot on a WNBA roster when she played for the San Antonio Stars in 2014.

## JASMINE NEWSOME, CLASS OF 2019

Newsome was a four-time All-OVC first team selection, two-time OVC Player of the Year and three-time OVC Defensive Player of the Year. Starting in all 131 games of her career, she became the school's first Associated Press All-American in 2013, helping lead UT Martin to its first four NCAA Tournament appearances. The Millington, Tenn. native ranked only behind teammate (and Class of 2019 Hall of Fame inductee) Heather Butler in all-time scoring (2,566 points) at the OVC level while setting the Skyhawk school record with 681 career assists.




## 1,000 POINT CLUB



## HEATHER BUTLER

(2,865 POINTS)

Year	GP-GS	FG-A	Pct	3FG-A	Pct	FT-FTA	Pct	REB	Avg	Ast	Blk	Stl	Pts	AVG
2010-11	31-31	199-493	.404	84-240	.350	107-136	.787	90	2.9	114	3	32	589	19.0
2011-12	32-32	266-625	.426	99-234	.423	129-159	.811	135	4.2	107	3	41	760	23.8
2012-13	34-34	249-704	.354	105-319	.329	159-203	.783	127	3.7	136	4	47	762	22.4
2013-14	32-32	244-595	.410	104-281	.370	162-192	.844	124	3.9	110	2	48	754	23.6
<b>Total</b>	<b>129-129</b>	<b>958-2417</b>	<b>.396</b>	<b>392-1074</b>	<b>.365</b>	<b>557-690</b>	<b>.807</b>	<b>476</b>	<b>3.7</b>	<b>467</b>	<b>12</b>	<b>168</b>	<b>2865</b>	<b>22.2</b>



## JASMINE NEWSOME

(2,566 POINTS)


Year	GP-GS	FG-A	Pct	3FG-A	Pct	FT-FTA	Pct	REB	Avg	Ast	Blk	Stl	Pts	AVG
2010-11	32-32	190-451	.421	45-129	.349	137-182	.753	137	4.3	129	7	70	562	17.6
2011-12	32-32	207-472	.439	60-172	.349	152-183	.831	174	5.4	193	20	67	626	19.6
2012-13	34-34	264-588	.449	75-204	.368	167-196	.852	179	5.3	186	12	101	770	22.6
2013-14	32-32	196-435	.451	52-163	.319	164-198	.828	114	3.6	183	10	87	608	19.0
<b>Total</b>	<b>130-130</b>	<b>857-1946</b>	<b>.440</b>	<b>232-668</b>	<b>.347</b>	<b>620-759</b>	<b>.817</b>	<b>604</b>	<b>4.6</b>	<b>691</b>	<b>49</b>	<b>325</b>	<b>2566</b>	<b>19.7</b>



## MARY KATE LONG

(1,754 POINTS)


Year	GP-GS	FG-A	Pct	3FG-A	Pct	FT-FTA	Pct	REB	Avg	Ast	Blk	Stl	Pts	AVG
1984-85	27-27	150-301	.487	-	-	41-68	.603	296	10.4	13	34	27	342	12.7
1985-86	27-27	175-307	.570	-	-	71-91	.780	353	13.1	28	81	23	421	15.6
1987-88	27-23	217-419	.517	-	-	75-101	.742	327	12.1	22	37	31	511	18.9
1988-89	26-26	205-370	.554	-	-	70-83	.843	342	13.2	9	51	25	480	18.5
<b>Total</b>	<b>107-103</b>	<b>747-1,397</b>	<b>.535</b>	<b>-</b>	<b>-</b>	<b>257-343</b>	<b>.749</b>	<b>1,318</b>	<b>12.3</b>	<b>72</b>	<b>203</b>	<b>106</b>	<b>1,754</b>	<b>16.4</b>



## ZABRINA HARRIS

(1,723 POINTS)

Year	GP-GS	FG-A	Pct	3FG-A	Pct	FT-FTA	Pct	REB	Avg	Ast	Blk	Stl	Pts	AVG
1996-97	25-23	129-229	.563	0-3	.000	58-79	.734	159	6.4	8	25	30	316	12.6
1997-98	29-0	144-267	.539	0-1	.000	72-102	.706	147	5.1	14	15	27	360	12.4
1998-99	31-29	240-460	.522	9-40	.225	110-152	.724	216	7.0	44	31	42	599	19.3
1999-00	28-27	186-355	.524	5-17	.294	71-99	.717	174	6.2	22	19	40	448	16.0
<b>Total</b>	<b>113-79</b>	<b>699-1,311</b>	<b>.533</b>	<b>14-61</b>	<b>.230</b>	<b>311-432</b>	<b>.720</b>	<b>696</b>	<b>6.2</b>	<b>88</b>	<b>90</b>	<b>139</b>	<b>1,723</b>	<b>15.3</b>



## TARA TANSIL

(1,702 POINTS)


Year	GP-GS	FG-A	Pct	3FG-A	Pct	FT-FTA	Pct	REB	Avg	Ast	Blk	Stl	Pts	AVG
1991-92	27-27	113-271	.417	36-106	.340	149-195	.764	189	7.0	85	2	74	411	15.2
1992-93	25-25	118-271	.435	56-132	.424	115-168	.685	140	5.6	103	0	67	407	16.3
1993-94	26-26	128-297	.431	25-86	.291	150-204	.735	162	6.2	116	0	55	431	16.6
1994-95	27-27	134-300	.447	35-91	.385	150-192	.781	166	6.1	120	3	60	453	16.8
<b>Total</b>	<b>105-105</b>	<b>493-1,139</b>	<b>.443</b>	<b>152-415</b>	<b>.366</b>	<b>564-759</b>	<b>.743</b>	<b>657</b>	<b>6.3</b>	<b>424</b>	<b>5</b>	<b>256</b>	<b>1,702</b>	<b>16.2</b>



## PAT HEAD SUMMITT

(1,405 POINTS)


Year	GP-GS	FG	Pct	3FG-A	Pct	FT-FTA	Pct	REB	Avg	Ast	Blk	Stl	Pts	AVG
1970-71	21	129	-	-	-	67	-	-	-	-	-	-	325	15.5
1971-72	26	188	-	-	-	140	-	-	-	-	-	-	516	19.8
1972-73	25	171	-	-	-	137	-	-	-	-	-	-	479	19.2
1973-74	7	32	-	-	-	21	-	-	-	-	-	-	85	12.1
<b>Total</b>	<b>79</b>	<b>520</b>	<b>-</b>	<b>-</b>	<b>-</b>	<b>365-619</b>	<b>.590</b>	<b>-</b>	<b>-</b>	<b>-</b>	<b>-</b>	<b>-</b>	<b>1,405</b>	<b>17.8</b>



## ANDREIKA JACKSON

(1,377 POINTS)

Year	GP-GS	FG-A	Pct	3FG-A	Pct	FT-FTA	Pct	REB	Avg	Ast	Blk	Stl	Pts	AVG
2003-04	27-7	105-175	.600	0-0	.000	82-132	.621	212	7.9	29	2	29	292	10.8
2004-05	28-28	137-249	.550	0-0	.000	120-180	.667	170	-6.1	31	1	29	394	14.1
2005-06	27-27	140-278	.504	6-17	.353	120-189	.635	215	8.0	52	2	29	406	15.0
2006-07	23-22	80-159	.503	5-13	.385	100-146	.685	134	5.8	40	5	32	265	11.5
<b>Total</b>	<b>105-84</b>	<b>462-861</b>	<b>.537</b>	<b>11-30</b>	<b>.367</b>	<b>422-647</b>	<b>.652</b>	<b>731</b>	<b>7.0</b>	<b>152</b>	<b>10</b>	<b>119</b>	<b>1,377</b>	<b>13.1</b>



## GWEN LONG

(1,345 POINTS)

Year	GP-GS	FG-A	Pct	3FG-A	Pct	FT-FTA	Pct	REB	Avg	Ast	Blk	Stl	Pts	AVG
1985-86	26-26	132-300	.440	-	-	95-140	.679	124	4.8	122	2	78	359	13.8
1986-87	27-27	161-357	.451	0-0	.000	105-132	.795	146	5.4	136	4	113	429	15.9
1987-88	26-14	128-300	.426	0-5	.000	64-80	.800	146	5.6	71	3	63	320	12.3
1989-90	25-25	84-218	.385	8-37	.216	61-81	.753	108	4.3	129	11	156	237	9.5
<b>Total</b>	<b>104-92</b>	<b>505-1,175</b>	<b>.430</b>	<b>8-42</b>	<b>.190</b>	<b>325-433</b>	<b>.751</b>	<b>524</b>	<b>5.0</b>	<b>458</b>	<b>20</b>	<b>410</b>	<b>1,345</b>	<b>12.9</b>




# 1,000 POINT CLUB

## (1,253 POINTS)

### EMANYE ROBERTSON


Year	GP-GS	FG-A	Pct	3FG-A	Pct	FT-FTA	Pct	REB	Avg	Ast	Blk	Stl	Pts	AVG
2015-16	32-23	60-144	.417	5-20	.250	28-44	.636	71	2.2	74	4	35	153	4.8
2016-17	31-31	117-261	.448	10-25	.400	77-104	.740	100	3.2	133	4	59	321	10.4
2017-18	34-33	138-302	.457	12-42	.286	82-120	.683	120	3.5	149	9	73	370	10.9
2018-19	32-32	139-294	.473	8-24	.333	123-147	.837	119	3.7	158	5	83	409	12.8
<b>Total</b>	<b>129-119</b>	<b>454-1001</b>	<b>.454</b>	<b>35-111</b>	<b>.315</b>	<b>310-415</b>	<b>.747</b>	<b>410</b>	<b>3.2</b>	<b>514</b>	<b>22</b>	<b>250</b>	<b>1,253</b>	<b>9.7</b>



## (1,245 POINTS)

### AMY WATSON

Year	GP-GS	FG-A	Pct	3FG-A	Pct	FT-FTA	Pct	REB	Avg	Ast	Blk	Stl	Pts	AVG
1999-00	22-0	41-115	.357	7-29	.241	12-20	.600	39	1.8	18	0	14	101	4.6
2000-01	29-29	96-295	.325	28-117	.239	52-68	.765	73	2.5	50	2	44	272	9.4
2001-02	28-22	139-358	.388	31-91	.341	61-77	.792	74	2.6	37	2	42	370	13.2
2002-03	29-27	173-435	.398	42-134	.313	104-129	.806	153	5.3	92	2	68	492	17.0
<b>Total</b>	<b>108-78</b>	<b>449-1,203</b>	<b>.373</b>	<b>108-371</b>	<b>.291</b>	<b>229-294</b>	<b>.778</b>	<b>339</b>	<b>3.1</b>	<b>197</b>	<b>6</b>	<b>168</b>	<b>1,245</b>	<b>13.2</b>



## (1,243 POINTS)

### PHYLLISHA MITCHELL

Year	GP-GS	FG-A	Pct	3FG-A	Pct	FT-FTA	Pct	REB	Avg	Ast	Blk	Stl	Pts	AVG
2005-06	27-1	38-72	.528	0-2	.000	25-36	.694	47	1.7	19	1	12	101	3.6
2006-07	31-24	140-280	.500	5-15	.333	90-125	.720	280	9.0	20	9	26	375	12.1
2007-08	30-30	114-300	.380	9-23	.391	95-126	.754	274	9.1	33	12	48	332	11.1
2008-09	29-28	158-359	.440	13-44	.295	106-142	.746	372	12.8	51	2	70	435	15.0
<b>Total</b>	<b>117-83</b>	<b>450-1,011</b>	<b>.445</b>	<b>27-84</b>	<b>.321</b>	<b>316-429</b>	<b>.737</b>	<b>973</b>	<b>8.31</b>	<b>123</b>	<b>24</b>	<b>156</b>	<b>1,243</b>	<b>10.6</b>



## (1,218 POINTS)

### ANGELA REAVES


Year	GP-GS	FG-A	Pct	3FG-A	Pct	FT-FTA	Pct	REB	Avg	Ast	Blk	Stl	Pts	AVG
1981-82	26-26	144-330	.440	-	-	90-149	.600	248	9.5	25	11	61	378	15.4
1982-83	28-28	180-376	.479	-	-	68-126	.540	225	8.0	56	5	63	428	15.3
1983-84	28-23	148-323	.458	-	-	56-101	.554	217	7.8	28	6	37	352	12.6
1984-85	7-2	25-61	.410	-	-	10-17	.588	44	6.3	9	0	6	60	8.3
<b>Total</b>	<b>89-79</b>	<b>497-1090</b>	<b>.456</b>	<b>-</b>	<b>-</b>	<b>224-393</b>	<b>.570</b>	<b>734</b>	<b>8.2</b>	<b>118</b>	<b>22</b>	<b>167</b>	<b>1,218</b>	<b>13.7</b>



## (1,178 POINTS)

### ASHIA JONES


Year	GP-GS	FG-A	Pct	3FG-A	Pct	FT-FTA	Pct	REB	Avg	Ast	Blk	Stl	Pts	AVG
2013-14	31-24	151-258	.585	0-0	.000	104-157	.662	194	6.3	17	30	46	406	13.1
2014-15	33-33	287-548	.524	0-1	.000	198-261	.759	189	5.7	93	12	64	772	23.4
<b>Total</b>	<b>64-57</b>	<b>438-806</b>	<b>.543</b>	<b>0-1</b>	<b>.000</b>	<b>302-418</b>	<b>.722</b>	<b>383</b>	<b>6.0</b>	<b>110</b>	<b>42</b>	<b>110</b>	<b>1,178</b>	<b>18.4</b>



## (1,130 POINTS)

### GINA WARREN

Year	GP-GS	FG-A	Pct	3FG-A	Pct	FT-FTA	Pct	REB	Avg	Ast	Blk	Stl	Pts	AVG
1990-91	28-27	99-226	.438	25-69	.379	55-73	.753	94	3.4	75	2	41	278	9.9
1991-92	27-27	133-295	.451	26-74	.351	43-63	.683	107	4.0	69	1	53	335	12.4
1992-93	25-25	112-283	.396	36-111	.324	40-50	.800	85	3.4	61	3	49	300	12.0
1993-94	26-25	73-198	.369	24-86	.279	47-58	.810	94	3.6	61	2	30	217	8.3
<b>Total</b>	<b>106-104</b>	<b>417-1002</b>	<b>.416</b>	<b>111-340</b>	<b>.326</b>	<b>185-244</b>	<b>.759</b>	<b>380</b>	<b>3.6</b>	<b>266</b>	<b>8</b>	<b>173</b>	<b>1,130</b>	<b>10.7</b>



## (1,028 POINTS)

### CRYSTAL FULLER

Year	GP-GS	FG-A	Pct	3FG-A	Pct	FT-FTA	Pct	REB	Avg	Ast	Blk	Stl	Pts	AVG
2004-05	19-0	29-70	.414	0-0	.000	19-32	.594	57	3.0	7	1	9	77	4.1
2005-06	27-21	84-176	.477	0-0	.000	40-62	.645	130	4.8	25	7	22	208	7.7
2006-07	30-18	99-212	.467	0-1	.000	59-76	.76	197	6.6	38	10	26	257	8.6
2007-08	29-29	189-372	.508	1-2	.500	107-139	.770	238	8.2	54	7	49	486	16.8
<b>Total</b>	<b>105-68</b>	<b>401-830</b>	<b>.494</b>	<b>1-3</b>	<b>.333</b>	<b>225-309</b>	<b>.723</b>	<b>622</b>	<b>5.9</b>	<b>124</b>	<b>25</b>	<b>106</b>	<b>1,028</b>	<b>9.8</b>





# PAT HEAD SUMMITT

## OLYMPIC APPEARANCES AS A PLAYER:

**1976 Montreal Games, XXI Olympiad**  
**Silver Medal, Team co-captain**

## OLYMPIC APPEARANCES AS A COACH:

**1984 Los Angeles Games, XXIII Olympiad**  
**Head Coach, Gold Medal**



Success and accomplishment have always followed Pat Head Summitt. By the time Summitt graduated from The University of Tennessee at Martin in 1974, she symbolized the prototype player of the decades to come. She was described as a strong player that had great instincts and was awesome on defense. She denied the ball all over the court, rebounded with authority, took the ball to the hoop and then could shoot the lights out over a zone defense.

In her career as a Lady Pacer Summitt helped UT Martin to a record of 62-15, which included two AIAW District Tournament Championships, one AIAW Tennessee State Tournament Title, one AIAW Regional Championship and an appearance in the 1972 AIAW National Tournament.

Only four games into her final season as a Lady Pacer, Summitt suffered a near career-ending knee injury. After she went down with an injury, the UT Martin team won only two games the rest of the season to finish 6-15. Even with her final season cut short, Summitt ended her career with 1,405 points, which stood as the career record for points scored in a career until 1989.

In 1973, following her junior season, she made her first U.S. national team when she represented the United States at the World University Games in the Soviet Union. She returned to UT Martin for her senior season with loftier goals, such as making the 1976 Olympic team when she was hampered by the knee injury.

She was determined to get the knee back into shape and try out for the Olympic Games, but not many people gave her a chance. The University of Tennessee in Knoxville, though, showed its confidence in her abilities as a coach when the school offered her a graduate teaching assistantship and the reins to the women's intercollegiate basketball team as a 22-year-old. The position suited her needs to a "T" -- she could pursue her career and stay close to basketball as she rehabilitated her knee.

The late Helen B. Watson, the former chairperson of the University of Tennessee's Physical Education Department, can be credited for bringing a young Pat Head to Knoxville. Watson asked Head to coach the Tennessee women's team in a letter dated April 30, 1974, when Head was a 21-year old senior at UT Martin. In her letter, Watson wrote, "we have an excellent potential team, and I believe that they would be happy to have you as their coach."

At the time, Head was being courted as the assistant coach who would also serve as a graduate

teaching assistant in the Physical Education Department at Tennessee while she pursued her master's degree. An enthusiastic Head accepted the position. Imagine her shock two weeks later when Watson called back and informed Head that the women's basketball coach, Margaret Hutson, had decided to take a sabbatical and Tennessee was offering her the job as head coach. Head, who had never run a practice or made out a practice plan or schedule, said she really contemplated her decision because as she put it, "I was absolutely overwhelmed and scared to death."

Patricia Sue Head arrived in Knoxville as the new head coach and was practically the same age as the seniors on her team. A little shy at the time, she never corrected Dr. Helen B. Watson or Dr. Nancy Lay, her mentors in the UT Physical Education Department, when they shortened Patricia to Pat, assuming that's the name she went by. Head never mentioned to them that she had gone by Tricia or Trish her whole life.

In her first year as a collegiate coach, she led her team to a 16-8 overall record, attended classes as a master's degree candidate, taught physical education classes and stayed in playing shape. As the summer of 1975 approached, she thought the knee was ready for a big test. The knee held and so did Summitt -- held, that is, a spot on the U.S. Women's World Championship team and the 1975 Pan American Games team.

After another summer of international experience, she returned home to coach her Lady Vols to a 16-11 record, a second-place finish in the state tournament and a spot for herself on the 1976 U.S. Olympic Team. Playing on the Olympic Team in Montreal at the Games of the XXI Olympiad was the high point of her competitive playing career, as she helped lead the United States to a silver medal finish while serving as the team's co-captain.

After her player career was done, Summitt continued to find Olympic and international success as a coach, to go along with her storied success at The University of Tennessee. In 1977, Summitt was given the first U.S. Junior National Team to coach, and she led it to two gold medals in international play. What makes it so remarkable is that one year earlier Summitt was a player on the U.S. Olympic Team.


Her next international challenge was taking the U.S. National Team to the 1979 William R. Jones Cup Games, the 1979 World Championships and the 1979 Pan American Games. Summitt and her team returned home with two gold medals

and one silver medal.

When the Moscow Olympic Games rolled around in 1980, she was honored as the assistant coach to the late Sue Gunter. Although the United States boycotted the Games, the team still captured the pre-Olympic qualifying tournament title.

In August 1982, Summitt was named the 1984 U.S. Women's Olympic basketball coach, and the rush for the gold was on! She coached the 1983 World Championship team to a silver medal finish; but the silver was not indicative of the team's play.

The XXIII Olympiad in Los Angeles, Calif., found Summitt's U.S. squad tearing through the opposition by a bundle of points. When the gold medal was a reality, Summitt's team lifted her high and carried the "All-World" coach around the Los Angeles Forum for all to applaud.



Pat Head Summitt was a member of the UT Martin Lady Pacers women's basketball team from 1970-74, before going on to win a silver medal at the 1976 Olympic Games and eventually becoming the winningest coach in college basketball history.



# SCORING RECORDS

## SINGLE-SEASON POINTS

Rk.	Pts	Name	Year
1.	772	Ashia Jones	2014-15
2.	770	Jasmine Newsome	2012-13
3.	762	Heather Butler	2012-13
4.	760	Heather Butler	2011-12
5.	754	Heather Butler	2013-14
6.	626	Jasmine Newsome	2011-12
7.	608	Jasmine Newsome	2013-14
8.	599	Zabrina Harris	1998-99
9.	589	Heather Butler	2010-11
10.	562	Jasmine Newsome	2010-11
11.	549	Kendall Spray	2017-18
12.	530	Pat Head Summitt	1971-72
13.	511	Mary Kate Long	1987-88
14.	494	Lawanta McKinnie	1990-91
15.	492	Amy Watson	2002-03
16.	486	Crystal Fuller	2007-08
17.	480	Mary Kate Long	1988-89
18.	476	Haley Howard	2015-16
19.	464	Diane Jordan	1984-85
20.	453	Tara Tansil	1994-95

## CAREER POINTS

Rk.	Pts	Name	Year
1.	2865	Heather Butler	2010-14
2.	2566	Jasmine Newsome	2010-14
3.	1754	Mary Kate Long	1985-89
4.	1723	Zabrina Harris	1996-00
5.	1702	Tara Tansil	1991-95
6.	1405	Pat Head Summitt	1970-74
7.	1377	Andreika Jackson	2003-07
8.	1345	Gwen Long	1985-88, 89-90
9.	1253	Emanye Robertson	2015-19
10.	1245	Amy Watson	1999-03
11.	1243	Phyllisha Mitchell	2005-08
12.	1218	Angela Reaves	1981-85
13.	1178	Ashia Jones	2013-15
14.	1130	Gina Warren	1990-94
15.	1028	Crystal Fuller	2004-08
16.	950	Janice Epperson	1987-91
17.	941	Kelly Pendleton	1998-02
18.	937	Kendall Spray	2016-18
19.	929	Katie Schubert	2012-16
20.	927	Diane Jordan	1983-85



Heather Butler (left) became the first UT Martin basketball player to score 2,000 points on March 2, 2013 at Austin Peay before Jasmine Newsome (right) reached the 2,000 point plateau on Nov. 11, 2013 against Quinnipiac.

Butler (2,865) became the Ohio Valley Conference's all-time leading scorer on Jan. 13, 2014 at Morehead State. Newsome (2,566) moved into second place on the list against Eastern Kentucky in the OVC Tournament semifinals on March 7, 2014. The duo is the first pair of teammates to rank first and second on a conference's all-time scoring list in NCAA history.

## YEARLY POINTS LEADERS

Year	Player	Pts
1971-72	Pat Head	530
1981-82	Angela Reaves	378
1982-83	Sandra Lise	430
1983-84	Angela Reaves	352
1984-85	Larissa Maciaz	255
1985-86	Gwen Long	359
1886-87	Gwen Long	429
1987-88	Mary Kate Long	511
1988-89	Mary Kate Long	480
1989-90	Lawanta McKinnie	425
1990-91	Lawanta McKinnie	494
1991-92	Kellie McElhiney	424
1992-93	Tara Tansil	407
1993-94	Tara Tansil	431
1994-95	Tara Tansil	453
1995-96	Chanda Cordova	425
1996-97	Zabrina Harris	316
1997-98	Tessa Fields	402
1998-99	Zabrina Harris	599
1999-00	Zabrina Harris	448
2000-01	Kelly Pendleton	380
2001-02	Amy Watson	370
2002-03	Amy Watson	492
2003-04	Julie Young	369
2004-05	Andreika Jackson	394
2005-06	Andreika Jackson	406
2006-07	Phyllisha Mitchell	375
2007-08	Crystal Fuller	486
2008-09	Phyllisha Mitchell	435
2009-10	Alecia Weatherly	359
2010-11	Heather Butler	589
2011-12	Heather Butler	760
2012-13	Jasmine Newsome	770
2013-14	Heather Butler	754
2014-15	Ashia Jones	772
2015-16	Haley Howard	476
2016-17	Kendall Spray	388
2017-18	Kendall Spray	549
2018-19	Emanye Robertson	409

## YEARLY PPG LEADERS

Year	Player	GP	PPG
1969-70	Mary Ann Archie	-	22.9
1972-73	Pat Head	-	19.16
1981-82	Sandra Lise	8	15.9
1982-83	Sandra Lise	25	17.2
1983-84	Diane Jordan	27	12.7
1984-85	Larissa Maciaz	24	10.6
1985-86	Gwen Long	26	13.8
1986-87	Gwen Long	27	15.9
1987-88	Mary Kate Long	27	18.9
1988-89	Mary Kate Long	26	18.5
1989-90	Lawanta McKinnie	25	17.0
1990-91	Lawanta McKinnie	28	17.6
1991-92	Kellie McElhiney	27	15.7
1992-93	Tara Tansil	25	16.3
1993-94	Tara Tansil	26	16.6
1994-95	Tara Tansil	27	16.8
1995-96	Chanda Cordova	26	16.3
1996-97	Zabrina Harris	25	12.6
1997-98	Tessa Fields	28	14.4
1998-99	Zabrina Harris	31	19.3
1999-00	Zabrina Harris	28	16.0
2000-01	Kelly Pendleton	24	16.0
2001-02	Amy Watson	28	13.2
2002-03	Amy Watson	29	17.0
2003-04	Julie Young	27	13.7
2004-05	Andreika Jackson	28	14.1
2005-06	Deina Willingham	27	11.2
2006-07	Phyllisha Mitchell	31	12.1
2007-08	Crystal Fuller	29	16.8
2008-09	Phyllisha Mitchell	29	15.0
2009-10	Alecia Weatherly	29	12.4
2010-11	Heather Butler	31	19.0
2011-12	Heather Butler	32	23.8
2012-13	Jasmine Newsome	33	22.6
2013-14	Heather Butler	32	23.6
2014-15	Ashia Jones	33	23.4
2015-16	Haley Howard	32	14.9
2016-17	Kendall Spray	31	12.5
2017-18	Kendall Spray	33	16.6
2018-19	Emanye Robertson	32	12.8



## YEARLY 3-POINTER LEADERS

Year	Player	3PG
1992-93	Tara Tansil	56
1993-94	Tara Tansil	25
1994-95	Tara Tansil	35
1995-96	Janelle Thornton	36
1996-97	Janelle Thornton	34
1997-98	Tessa Fields	36
1998-99	Tamika Brown	65
1999-00	Tamika Brown	40
2000-01	T. J. Barker	52
2001-02	Kelly Pendleton	57
2002-03	Amy Watson	42
2003-04	Tiffany Brundige	43
2004-05	Danielle Page	44
2005-06	Kimberly Cox	26
2006-07	Nicole Holman	50
2007-08	Jennifer Angler	44
2008-09	Allison Wright	27
2009-10	Cali Cupples	72
2010-11	Heather Butler	84
2011-12	Heather Butler	99
2012-13	Heather Butler	105
2013-14	Heather Butler	104
2014-15	Jessy Ward	87
2015-16	Jessy Ward	104
2016-17	Kendall Spray	89
2017-18	Kendall Spray	121
2018-19	Brittni Moore	59

## YEARLY 3-POINTERS ATTEMPTS LEADERS

Year	Player	3PGA
1992-93	Tara Tansil	132
1993-94	Davida Smith	87
1994-95	Tara Tansil	91
1995-96	Janelle Thornton	127
1996-97	Janelle Thornton	89
1997-98	Tessa Fields	113
1998-99	Tamika Brown	177
1999-00	Tamika Brown	137
2000-01	T. J. Barker	129
2001-02	Kelly Pendleton	139
2002-03	Amy Watson	134
2003-04	Tiffany Brundige	98
2004-05	Danielle Page	114
2005-06	Kimberly Cox	89
2006-07	Nicole Holman	122
2007-08	Jennifer Angler	131
2008-09	Allison Wright	112
2009-10	Cali Cupples	221
2010-11	Heather Butler	240
2011-12	Heather Butler	234
2012-13	Heather Butler	319
2013-14	Heather Butler	281
2014-15	Jessy Ward	216
2015-16	Jessy Ward	252
2016-17	Kendal Spray	232
2017-18	Kendall Spray	287
2018-19	Zaire Hicks	132
	Brittni Moore	132

## SINGLE-SEASON 3-POINTERS MADE

Rk.	3Pt.	Name	Year
1.	121	Kendall Spray	2017-18
2.	105	Heather Butler	2012-13
3.	104	Jessy Ward	2015-16
4.	103	Heather Butler	2013-14
5.	101	Jasmine Newsome	2012-13
6.	99	Heather Butler	2011-12
7.	89	Kendall Spray	2016-17
8.	87	Jessy Ward	2014-15
9.	84	Heather Butler	2010-11
10.	72	Haley Howard	2015-16
	72	Cali Cupples	2009-10
	72	Taylor Hall	2011-12

## SINGLE-SEASON 3-POINTERS ATTEMPTED

Rk.	3Pt.	Name	Year
1.	319	Heather Butler	2012-13
2.	287	Kendall Spray	2017-18
3.	281	Heather Butler	2013-14
4.	252	Jessy Ward	2015-16
5.	240	Heather Butler	2010-11
6.	234	Heather Butler	2011-12
7.	232	Kendall Spray	2016-17
8.	221	Cali Cupples	2009-10
9.	216	Jessy Ward	2014-15
10.	204	Jasmine Newsome	2012-13

## CAREER 3-POINTERS MADE

Rk.	3Pt.	Name	Year
1.	392	Heather Butler	2010-14
2.	232	Jasmine Newsome	2010-14
3.	225	Katie Schubert	2012-16
4.	210	Kendall Spray	2016-18
5.	209	Jessy Ward	2014-17
6.	156	Kelly Pendleton	1998-02
7.	152	Tara Tansil	1991-95
8.	128	Jaclyssa Haislip	2010-12
9.	115	Taylor Hall	2010-12
10.	111	Gina Warren	1990-94

## CAREER 3-POINTERS ATTEMPTED

Rk.	3Pt.	Name	Year
1.	1074	Heather Butler	2010-14
2.	668	Jasmine Newsome	2010-14
3.	534	Katie Schubert	2012-16
4.	521	Jessy Ward	2014-17
5.	515	Kendall Spray	2016-18
6.	415	Tara Tansil	1991-95
7.	392	Kelly Pendleton	1998-02
8.	371	Amy Watson	1999-03
9.	352	Jaclyssa Haislip	2010-12
10.	340	Gina Warren	1990-94

## YEARLY 3-POINT PERCENTAGE LEADERS

Year	Player	3PGA	Pct.
1992-93	Tara Tansil	56-132	.424
1993-94	Beth Beaty	22-65	.338
1994-95	Dawn Limbaugh	11-28	.393
1995-96	Janelle Thornton	36-127	.695
1996-97	Janelle Thornton	34-89	.382
1997-98	Becky Crowe	19-53	.358
1998-99	Tracy Webb	12-26	.462
1999-00	Kelly Pendleton	25-63	.397
2000-01	Kelly Pendleton	51-123	.415
2001-02	Kelly Pendleton	57-139	.410
2002-03	Tiffany Brundige	36-92	.391
2003-04	Tiffany Brundige	43-98	.439
2004-05	Danielle Page	44-114	.386
2005-06	Kimberly Cox	26-89	.292
2006-07	Nicole Holman	50-122	.410
2007-08	Phyllisha Mitchell	9-23	.391
2008-09	Yalonda Davis	69-102	.676
2009-10	Alecia Weatherly	40-106	.377
2010-11	Megan White	9-21	.421
2011-12	Heather Butler	99-234	.423
2012-13	Katie Schubert	63-148	.432
2013-14	Katie Schubert	65-145	.448
2014-15	Jessy Ward	87-216	.403
2015-16	Jessy Ward	104-252	.413
2016-17	Myah Taylor	60-155	.387
2017-18	Kendall Spray	121-287	.422
2018-19	Brittni Moore	59-132	.447



Heather Butler holds every three-point record at UT Martin, along with three NCAA records after her time with the Skyhawks. Butler set a pair of NCAA records as a junior, making a three-pointer in 34 consecutive games in 2012-13 while setting another record with 80 straight games with a trifecta.

In 2013-14, Butler tied the NCAA record for career three-pointers made with 392, tying Kansas State's Laurie Koehn set in 2005. The NCAA career three-point record was later broken.



# FIELD GOAL RECORDS

## SINGLE-SEASON FIELD GOALS MADE

Rk.	FG	Name	Year
1.	287	Ashia Jones	2014-15
2.	266	Heather Butler	2011-12
3.	264	Jasmine Newsome	2012-13
4.	249	Heather Butler	2012-13
5.	244	Heather Butler	2013-14
6.	240	Zabrina Harris	1998-99
7.	217	Mary Kate Long	1987-88
8.	207	Jasmine Newsome	2011-12
9.	205	Mary Kate Long	1988-89
10.	199	Heather Butler	2010-11
	199	Pat Head Summitt	1971-72

## SINGLE-SEASON FIELD GOALS ATTEMPTED

Rk.	FG	Name	Year
1.	704	Heather Butler	2012-13
2.	625	Heather Butler	2011-12
3.	595	Heather Butler	2013-14
4.	588	Jasmine Newsome	2012-13
5.	548	Ashia Jones	2014-15
6.	493	Heather Butler	2010-11
7.	472	Jasmine Newsome	2011-12
8.	460	Zabrina Harris	1998-99
9.	451	Jasmine Newsome	2010-11
10.	435	Jasmine Newsome	2013-14



In her two season at UT Martin, Ashia Jones was the third fastest player to reach 1,000 points while setting school records with 287 field goals made and 772 points during the 2014-15 season.

## CAREER FIELD GOALS MADE

Rk.	FG	Name	Year
1.	958	Heather Butler	2010-14
2.	857	Jasmine Newsome	2010-14
3.	747	Mary Kate Long	1985-89
4.	699	Zabrina Harris	1996-00
5.	522	Pat Head Summitt	1970-74
6.	505	Gwen Long	1985-88, 89-90
7.	497	Angela Reaves	1981-85
8.	493	Tara Tansil	1991-95
9.	454	Emanye Robertson	2015-19
10.	453	Andreika Jackson	2003-07

## CAREER FIELD GOALS ATTEMPTED

Rk.	FG	Name	Year
1.	2417	Heather Butler	2010-14
2.	1946	Jasmine Newsome	2010-14
3.	1404	Mary Kate Long	1985-89
4.	1311	Zabrina Harris	1996-00
5.	1203	Amy Watson	1999-03
6.	1175	Gwen Long	1985-88, 89-90
7.	1139	Tara Tansil	1991-95
8.	1090	Angela Reaves	1981-85
9.	1025	Janice Epperson	1987-91
10.	1011	Phyllisha Mitchell	2005-08

## YEARLY FG LEADERS

Year	Player	FG
1981-82	Angela Reaves	144
1982-83	Sandra Lise	184
1983-84	Angela Reaves	148
1984-85	Kay Aleshire	115
1985-86	Mary Kate Long	150
1986-87	Mary Kate Long	175
1987-88	Mary Kate Long	217
1988-89	Mary Kate Long	205
1989-90	Lawanta McKinnie	181
1990-91	Lawanta McKinnie	198
1991-92	Kellie McElhiney	138
1992-93	Tara Tansil	118
1993-94	Tara Tansil	128
1994-95	Tara Tansil	134
1995-96	Chanda Cordova	172
1996-97	Zabrina Harris	129
1997-98	Nicole Lockridge	160
1998-99	Zabrina Harris	240
1999-00	Zabrina Harris	186
2000-01	Kelly Pendleton	111
2001-02	Amy Watson	139
2002-03	Amy Watson	173
2003-04	Julie Young	124
2004-05	Andreika Jackson	137
2005-06	Andreika Jackson	140
2006-07	Phyllisha Mitchell	140
2007-08	Crystal Fuller	189
2008-09	Phyllisha Mitchell	158
2009-10	Alecia Weatherly	107
2010-11	Heather Butler	199
2011-12	Heather Butler	266
2012-13	Jasmine Newsome	264
2013-14	Heather Butler	244
2014-15	Ashia Jones	287
2015-16	Haley Howard	166
2016-17	Kendall Spray	137
2017-18	Kendall Spray	189
2018-19	Chelsey Perry	146

## YEARLY FG ATT LEADERS

Year	Player	FGA
1981-82	Angela Reaves	330
1982-83	Sandra Lise	416
1983-84	Angela Reaves	323
1984-85	Kay Aleshire	277
1985-86	Mary Kate Long	301
1986-87	Gwen Long	357
1987-88	Mary Kate Long	419
1988-89	Mary Kate Long	370
1989-90	Lawanta McKinnie	382
1990-91	Lawanta McKinnie	405
1991-92	Kellie McElhiney	353
1992-93	Gina Warren	283
1993-94	Tara Tansil	297
1994-95	Tara Tansil	300
1995-96	Chanda Cordova	341
1996-97	Zabrina Harris	229
1997-98	Nicole Lockridge	308
1998-99	Zabrina Harris	460
1999-00	Zabrina Harris	355
2000-01	Amy Watson	295
2001-02	Amy Watson	358
2002-03	Amy Watson	435
2003-04	Julie Young	282
2004-05	Andreika Jackson	249
2005-06	Andreika Jackson	278
2006-07	Phyllisha Mitchell	280
2007-08	Crystal Fuller	372
2008-09	Phyllisha Mitchell	359
2009-10	Alecia Weatherly	295
2010-11	Heather Butler	493
2011-12	Heather Butler	625
2012-13	Heather Butler	704
2013-14	Heather Butler	595
2014-15	Ashia Jones	548
2015-16	Haley Howard	354
2016-17	Kendall Spray	327
2017-18	Kendall Spray	433
2018-19	Chelsey Perry	325

## YEARLY FG % LEADERS

Year	Player	FGA	Pct.
1972-73	Betty Volner	57-113	.504
1981-82	Sandra Lise	55-99	.550
1982-83	Angela Reaves	180-376	.479
1983-84	Diane Jordan	141-264	.534
1984-85	Larissa Maciarz	105-220	.477
1985-86	Pam Rudolph	84-159	.528
1986-87	Mary Kate Long	175-307	.570
1987-88	Mary Kate Long	217-419	.517
1988-89	Mary Kate Long	205-370	.554
1989-90	Kandi Sanduskey	38-72	.528
1990-91	Lawanta McKinnie	198-405	.489
1991-92	Gina Warren	133-295	.451
1992-93	Tonya Smothers	53-110	.500
1993-94	Julianne Coleman	107-214	.500
1994-95	Tonya Smothers	46-92	.500
1995-96	Chanda Cordova	172-341	.504
1996-97	Zabrina Harris	129-229	.563
1997-98	Chastity Bohannon	89-146	.610
1998-99	Chastity Bohannon	91-155	.587
1999-00	Zabrina Harris	186-355	.524
2000-01	LaShanta Morrow	81-156	.519
2001-02	Jody Miller	69-143	.483
2002-03	Julie Young	115-193	.596
2003-04	Andreika Jackson	105-175	.600
2004-05	Tiffany Arnold	30-54	.556
2005-06	Phyllisha Mitchell	38-72	.528
2006-07	Andreika Jackson	80-159	.503
2007-08	Crystal Fuller	189-372	.508
2008-09	Phyllisha Mitchell	158-359	.440
2009-10	Darnisha Lyles	106-201	.527
2010-11	Perica Glenn	49-87	.563
2011-12	Heather Butler	266-625	.426
2012-13	Rickiesha Bryant	128-199	.643
2013-14	Ashia Jones	151-258	.585
2014-15	Ashia Jones	287-548	.524
2015-16	Chelsea Roberts	93-181	.514
2016-17	Janekia Mason	126-239	.527
2017-18	Janekia Mason	124-247	.502
2018-19	Damiah Griffin	102-209	.488



**YEARLY FREE THROW LEADERS**

Year	Player	FT
1981-82	Angela Reaves	90
1982-83	Deenie Ware	84
1983-84	Diane Jordan	60
1984-85	Kay Aleshire	119
1985-86	Gwen Long	95
1986-87	Lisa Winton	56
1987-88	Mary Kate Long	75
1988-89	Mary Kate Long	70
1989-90	Carolyn Xanders	71
1990-91	Lawanta McKinnie	98
1991-92	Tara Tansil	149
1992-93	Tara Tansil	115
1993-94	Tara Tansil	150
1994-95	Tara Tansil	150
1995-96	Davida Smith	118
1996-97	Becky Crowe	75
1997-98	Tessa Fields	150
1998-99	Tessa Fields	139
1999-00	Chastity Bohannon	89
2000-01	Kelly Pendleton	110
2001-02	Kelly Pendleton	77
2002-03	Amy Watson	104
2003-04	Julie Young	106
2004-05	Andreika Jackson	120
2005-06	Andreika Jackson	120
2006-07	Andreika Jackson	100
2007-08	Crystal Fuller	107
2008-09	Phyllisha Mitchell	106
2009-10	Alecia Weatherly	105
2010-11	Jasmine Newsome	137
2011-12	Jasmine Newsome	152
2012-13	Jasmine Newsome	167
2013-14	Jasmine Newsome	164
2014-15	Ashia Jones	198
2015-16	Haley Howard	72
2016-17	Emanye Robertson	77
2017-18	Chelsey Perry	91
2018-19	Emanye Robertson	123

**YEARLY FREE THROWS ATTEMPTED LEADERS**

Year	Player	FTA
1982-83	Sandra Lise	150
1983-84	Deenie Ware	119
1984-85	Kay Aleshire	175
1985-86	Gwen Long	140
1986-87	Gwen Long	132
1987-88	Mary Kate Long	101
1988-89	Mary Kate Long	83
1989-90	Carolyn Xanders	104
1990-91	Lawanta McKinnie	148
1991-92	Tara Tansil	195
1992-93	Tara Tansil	168
1993-94	Tonya Smothers	204
1994-95	Tara Tansil	192
1995-96	Davida Smith	166
1996-97	Christy Hicks	102
1997-98	Tessa Fields	181
1998-99	Tessa Fields	177
1999-00	Chastity Bohannon	116
2000-01	Kelly Pendleton	122
2001-02	Tracy Webb	101
2002-03	Amy Watson	129
2003-04	Andreika Jackson	132
2004-05	Andreika Jackson	180
2005-06	Andreika Jackson	189
2006-07	Andreika Jackson	146
2007-08	Crystal Fuller	139
2008-09	Phyllisha Mitchell	142
2009-10	Darnisha Lyles	144
2010-11	Jasmine Newsome	182
2011-12	Jasmine Newsome	183
2012-13	Heather Butler	203
2013-14	Jasmine Newsome	198
2014-15	Ashia Jones	261
2015-16	Haley Howard	80
2016-17	Emanye Robertson	104
2017-18	Emanye Robertson	118
2018-19	Emanye Robertson	147

# FREE THROW RECORDS

**SINGLE-SEASON  
FREE THROWS MADE**

Rk.	FT	Name	Year
1.	198	Ashia Jones	2014-15
2.	167	Jasmine Newsome	2012-13
3.	164	Jasmine Newsome	2013-14
4.	162	Heather Butler	2013-14
5.	159	Heather Butler	2012-13
6.	152	Jasmine Newsome	2011-12
7.	150	Tara Tansil	1993-94
	150	Tara Tansil	1994-95
	150	Tessa Fields	1997-98
10.	149	Tara Tansil	1991-92

**SINGLE-SEASON  
FREE THROWS ATTEMPTED**

Rk.	FT	Name	Year
1.	261	Ashia Jones	2014-15
2.	204	Tara Tansil	1993-94
3.	203	Heather Butler	2012-13
4.	198	Jasmine Newsome	2013-14
5.	196	Jasmine Newsome	2012-13
6.	195	Tara Tansil	1991-92
7.	192	Heather Butler	2013-14
	192	Tara Tansil	1994-95
9.	189	Andreika Jackson	2005-06
10.	186	Heather Butler	2013-14

**CAREER  
FREE THROWS MADE**

Rk.	FT	Name	Year
1.	620	Jasmine Newsome	2010-14
2.	564	Tara Tansil	1991-95
3.	557	Heather Butler	2010-14
4.	417	Andreika Jackson	2003-07
5.	368	Pat Head Summitt	1970-74
6.	325	Gwen Long	1985-88, 89-90
7.	316	Phyllisha Mitchell	2005-08
8.	311	Zabrina Harris	1996-00
9.	310	Emanye Robertson	2015-19
10.	302	Ashia Jones	2013-15

**CAREER  
FREE THROWS ATTEMPTED**

Rk.	FT	Name	Year
1.	759	Jasmine Newsome	2010-14
	759	Tara Tansil	1991-95
3.	690	Heather Butler	2010-14
4.	642	Andreika Jackson	2003-07
5.	619	Pat Head Summitt	1970-74
6.	433	Gwen Long	1985-88, 89-90
7.	432	Zabrina Harris	1996-00
8.	429	Phyllisha Mitchell	2005-08
9.	418	Ashia Jones	2013-15
10.	415	Emanye Robertson	2015-19

**YEARLY FREE THROW  
PERCENTAGE LEADERS**

Year	Player	FTA	Pct.
1972-73	Jenny Jacobus	27-36	.750
1981-82	Anita Hamilton	32-38	.840
1982-83	Paula Pumbo	46-59	.780
1983-84	Paula Pumbo	31-38	.816
1984-85	Lisa Winton	42-54	.778
1985-86	Lisa Winton	47-58	.810
1986-87	Lisa Winton	56-69	.812
1987-88	Kristie Parrish	40-60	.666
1988-89	Mary Kate Long	70-83	.843
1989-90	Mellanie Surratt	19-23	.826
1990-91	Melissa Hearnon	65-84	.774
1991-92	Kellie McElhiney	113-145	.779
1992-93	Janelle Thornton	18-23	.783
1993-94	Beth Beaty	21-25	.840
1994-95	Tara Tansil	150-192	.781
1995-96	Chanda Cordova	81-112	.723
1996-97	Becky Crowe	75-91	.824
1997-98	Tessa Fields	150-181	.829
1998-99	Tessa Fields	139-177	.785
1999-00	Kelly Pendleton	22-27	.815
2000-01	Kelly Pendleton	110-112	.902
2001-02	T. J. Barker	35-44	.795
2002-03	Danielle Page	83-98	.847
2003-04	Carey Chandra	24-19	.828
2004-05	Nicole Rivers	52-60	.867
2005-06	Tracie Harris	22-28	.786
2006-07	Nicole Rivers	18-19	.947
2007-08	Nicole Holman	13-16	.813
2008-09	Phyllisha Mitchell	106-142	.746
2009-10	Alecia Weatherly	105-125	.840
2010-11	Heather Butler	107-136	.787
2011-12	Jasmine Newsome	152-183	.831
2012-13	Jasmine Newsome	164-193	.852
2013-14	Heather Butler	162-192	.844
2014-15	Ashia Jones	198-261	.759
2015-16	Haley Howard	72-80	.900
2016-17	Kendall Spray	25-29	.862
2017-18	Kendall Spray	50-55	.909
2018-19	Emanye Robertson	123-147	.837



Andreika Jackson left UT Martin in second place in career free throws made after tallying 417 free throws throughout her career from 2003-07.



# REBOUNDING RECORDS

## SINGLE-SEASON REBOUNDS

Rk.	Rbs	Name	Year
1.	372	Phyllisha Mitchell	2008-09
2.	353	Mary Kate Long	1986-87
3.	342	Mary Kate Long	1988-89
4.	327	Mary Kate Long	1987-88
5.	303	Sandra Lise	1982-83
6.	296	Mary Kate Long	1985-86
7.	280	Phyllisha Mitchell	2006-07
8.	274	Phyllisha Mitchell	2007-08
9.	270	Rickiesha Bryant	2012-13
10.	260	Jaclissa Haislip	2010-11
11.	248	Angela Reaves	1981-82
12.	240	Phyllisha Mitchell	2006-07
13.	<b>234</b>	<b>Maddie Waldrop</b>	<b>2018-19</b>
	234	Tiara Caldwell	2014-15
	234	Darnisha Lyles	2009-10
16.	225	Angela Reaves	1981-82
17.	217	Tawana Johnson	1991-92
	217	Angela Reaves	1983-84
	217	Tracy Webb	2000-01
20.	216	Darlene Woods	1980-81
	216	Zabrina Harris	1998-99

## CAREER REBOUNDS

Rk.	Rbs	Name	Year
1.	1318	Mary Kate Long	1985-89
2.	973	Phyllisha Mitchell	2005-08
3.	734	Angela Reaves	1981-85
4.	720	Andreika Jackson	2003-07
5.	696	Zabrina Harris	1996-00
6.	666	Tracy Webb	1998-02
7.	657	Tara Tansil	1991-95
8.	604	Jasmine Newsome	2010-14
9.	600	Larissa Maciarz	1984-88
10.	534	Christy Hicks	1994-98
11.	531	Dauida Smith	1992-96
12.	525	Katie Schubert	2012-16
13.	524	Gwen Long	1985-86, 89-90
14.	515	Anita Terry	1978-80
15.	508	Melissa Dawson	1987-91
16.	476	Heather Butler	2010-14
17.	<b>421</b>	<b>Maddie Waldrop</b>	<b>2017-19</b>
18.	420	Rickiesha Bryant	2010-13
19.	410	Emanyne Robertson	2015-19
20.	399	Tiara Caldwell	2013-15



Phyllisha Mitchell commanded the low post throughout her Skyhawk career. During her senior season, Mitchell set the school record for single-season rebounds with 372 boards. She finished second in career rebounds, totaling 973 rebounds from 2005-08 after notching three of UT Martin's top-10 single-season rebound campaigns.

## YEARLY REBOUND LEADERS

Year	Player	Rebounds
1981-82	Angela Reaves	248
1982-83	Sandra Lise	132
1983-84	Angela Reaves	217
1984-85	Larissa Maciarz	201
1985-86	Mary Kate Long	296
1986-87	Mary Kate Long	353
1987-88	Mary Kate Long	327
1988-89	Mary Kate Long	342
1989-90	Lawanta McKinnie	209
1990-91	Melissa Dawson	178
1991-92	Tawana Johnson	217
1992-93	Tonya Smothers	140
	Tara Tansil	140
1993-94	Julianne Coleman	191
1994-95	Tara Tansil	166
1995-96	Dauida Smith	214
1996-97	Zabrina Harris	159
1997-98	Chastity Bohannon	165
1998-99	Zabrina Harris	216
1999-00	Zabrina Harris	174
2000-01	Tracy Webb	217
2001-02	Tracy Webb	126
2002-03	Amy Watson	153
2003-04	Andreika Jackson	212
2004-05	Andreika Jackson	170
2005-06	Andreika Jackson	215
2006-07	Phyllisha Mitchell	280
2007-08	Phyllisha Mitchell	274
2008-09	Phyllisha Mitchell	372
2009-10	Darnisha Lyles	234
2010-11	Jaclissa Haislip	260
2011-12	Jaclissa Haislip	199
2012-13	Rickiesha Bryant	270
2013-14	Ashia Jones	194
2014-15	Tiara Caldwell	234
2015-16	Chelsea Roberts	174
2016-17	Janekia Mason	162
2017-18	Chelsey Perry	190
2018-19	Maddie Waldrop	234

## YEARLY REBOUNDS PER GAME LEADERS

Year	Player	GP	RPG
1972-73	Pat Head	-	15.1
1980-81	Darlene Woods	-	7.2
1981-82	Sandra Lise	8	9.9
1982-83	Sandra Lise	25	12.1
1983-84	Angela Reaves	28	7.8
1984-85	Larissa Maciarz	24	8.4
1985-86	Mary Kate Long	27	10.9
1986-87	Mary Kate Long	27	13.1
1987-88	Mary Kate Long	27	12.1
1988-89	Melissa Dawson	24	5.6
	Gwen Long	-	5.6
1989-90	Lawanta McKinnie	25	8.4
1990-91	Melissa Dawson	29	6.4
1991-92	Tawana Johnson	25	8.7
1992-93	Tara Tansil	25	5.6
1993-94	Julianne Coleman	26	7.3
1994-95	Chanda Cordova	26	6.2
1995-96	Dauida Smith	26	8.2
1996-97	Zabrina Harris	25	6.4
1997-98	Chastity Bohannon	29	5.7
1998-99	Zabrina Harris	31	7.0
1999-00	Zabrina Harris	28	6.2
2000-01	Tracy Webb	29	7.5
2001-02	Tracy Webb	27	4.7
2002-03	Amy Watson	29	5.3
2003-04	Andreika Jackson	27	7.9
2004-05	Andreika Jackson	28	6.1
2005-06	Andreika Jackson	27	8.0
2006-07	Phyllisha Mitchell	31	9.0
2007-08	Phyllisha Mitchell	30	9.1
2008-09	Phyllisha Mitchell	29	12.8
2009-10	Darnisha Lyles	29	8.1
2010-11	Jaclissa Haislip	32	8.1
2011-12	Jaclissa Haislip	32	6.2
2012-13	Rickiesha Bryant	34	7.9
2013-14	Ashia Jones	31	6.3
2014-15	Tiara Caldwell	32	7.3
2015-16	Chelsea Roberts	32	5.4
2016-17	Janekia Mason	31	5.2
2017-18	Chelsey Perry	33	5.8
2018-19	Maddie Waldrop	32	7.3



## YEARLY ASSISTS LEADERS

Year	Player	AST.
1981-82	Deenie Ware	81
1982-83	Deenie Ware	80
1983-84	Deenie Ware	127
1984-85	Lisa Winton	49
1985-86	Gwen Long	122
1986-87	Gwen Long	136
1987-88	Janice Epperson	82
1988-89	Janice Epperson	121
1989-90	Gwen Long	129
1990-91	Kristie Parrish	99
1991-92	Tara Tansil	85
1992-93	Tara Tansil	103
1993-94	Tara Tansil	116
1994-95	Tara Tansil	120
1995-96	Janelle Thornton	132
1996-97	Becky Crowe	76
1997-98	Tessa Fields	161
1998-99	Tessa Fields	154
1999-00	Tamika Brown	101
2000-01	T. J. Barker	82
2001-02	T. J. Barker	92
2002-03	Danielle Page	97
2003-04	Danielle Page	76
2004-05	Danielle Page	90
2005-06	Keva Robinson	74
2006-07	Kimberly Cox	101
2007-08	Jennifer Angler	84
2008-09	Sienna Forney	66
2009-10	Erica Glisson	76
2010-11	Jasmine Newsome	129
2011-12	Jasmine Newsome	193
2012-13	Jasmine Newsome	186
2013-14	Jasmine Newsome	183
2014-15	Katie Schubert	123
2015-16	Katie Schubert	136
2016-17	Emanye Robertson	133
2017-18	Emanye Robertson	149
2018-19	Emanye Robertson	158

## YEARLY STEALS LEADERS

Year	Player	FTA
1981-82	Angela Reaves	61
1982-83	Deenie Ware	80
1983-84	Deenie Ware	70
1984-85	Larissa Maciarz	40
1985-86	Gwen Long	78
1986-87	Gwen Long	113
1987-88	Kristie Parrish	46
1988-89	Gwen Long	63
1989-90	Janice Epperson	52
1990-91	Kristie Parrish	53
1991-92	Tara Tansil	74
1992-93	Tara Tansil	67
1993-94	Tara Tansil	53
1994-95	Tara Tansil	60
1995-96	Janelle Thornton	54
1996-97	Christy Hicks	37
1997-98	Tessa Fields	97
1998-99	Tessa Fields	74
1999-00	Tamika Brown	48
2000-01	Tracy Webb	64
2001-02	Amy Watson	42
2002-03	Amy Watson	68
2003-04	Torre Thomas	36
2004-05	Danielle Page	32
2005-06	Kimberly Cox	40
2006-07	Nicole Holman	42
2007-08	Crystal Fuller	49
2008-09	Phyllisha Mitchell	70
2009-10	Darnisha Lyles	45
2010-11	Jasmine Newsome	70
2011-12	Jasmine Newsome	67
2012-13	Jasmine Newsome	101
2013-14	Jasmine Newsome	87
2014-15	Ashia Jones	64
2015-16	Katie Schubert	57
2016-17	Emanye Robertson	59
2017-18	Emanye Robertson	70
2018-19	Emanye Robertson	83

# ASSIST/STEAL RECORDS

## SINGLE-SEASON ASSISTS

Rk.	Ast.	Name	Year
1.	193	Jasmine Newsome	2011-12
2.	186	Jasmine Newsome	2012-13
3.	183	Jasmine Newsome	2013-14
4.	161	Tessa Fields	1997-98
5.	158	Emanye Robertson	2018-19
6.	154	Tessa Fields	1998-99
7.	149	Emanye Robertson	2017-18
8.	136	Katie Schubert	2015-16
	136	Heather Butler	2012-13
	136	Gwen Long	1986-87

## CAREER ASSISTS

Rk.	Ast.	Name	Year
1.	691	Jasmine Newsome	2010-14
2.	514	Emanye Robertson	2015-19
3.	467	Heather Butler	2010-14
4.	458	Gwen Long	1985-88, 89-90
5.	394	Janice Epperson	1987-91
6.	380	Katie Schubert	2012-16
7.	315	Tessa Fields	1997-99
8.	313	Deenie Ware	1981-85
9.	304	Tara Tansil	1991-95
10.	278	Danielle Page	2001-05



Jasmine Newsome left UT Martin second in career points (2,566), first in assists (691), second in career three-pointers made (232) and steal (325).



Emanye Robertson left UT Martin ninth in career points (1,253), second in assists (514) and fourth in steals (250).

## SINGLE-SEASON STEALS

Rk.	St.	Name	Year
1.	156	Gwen Long	1989-90
2.	113	Gwen Long	1986-87
3.	101	Jasmine Newsome	2012-13
4.	97	Tessa Fields	1997-98
5.	87	Jasmine Newsome	2013-14
6.	83	Emanye Robertson	2018-19
7.	80	Deenie Ware	1982-83
8.	78	Gwen Long	1985-86
9.	74	Tara Tansil	1991-92
10.	70	Emanye Robertson	2017-18
	70	Jasmine Newsome	2010-11
	70	Phyllisha Mitchell	2008-09
	70	Deenie Ware	1983-84

## CAREER STEALS

Rk.	St.	Name	Year
1.	411	Gwen Long	1985-88, 89-90
2.	325	Jasmine Newsome	2010-14
3.	256	Tara Tansil	1991-95
4.	250	Emanye Robertson	2015-19
5.	221	Deenie Ware	1981-85
6.	184	Janice Epperson	1987-91
7.	182	Katie Schubert	2012-16
8.	178	Tracy Webb	1998-02
9.	173	Gina Warren	1990-94
10.	171	Tessa Fields	1997-99



# BLOCKS/MISCELLANEOUS RECORDS

## SINGLE-SEASON BLOCKS

Rk.	Blks	Name	Year
1.	87	Rickiesha Bryant	2012-13
2.	81	Mary Kate Long	1986-87
3.	<b>71</b>	<b>Chelsey Perry</b>	<b>2018-19</b>
4.	51	Mary Kate Long	1988-89
5.	37	Chelsey Perry	2017-18
	37	Mary Kate Long	1987-88
	37	Chastity Bohannon	1998-99
8.	34	Rickiesha Bryant	2011-12
	34	Rickiesha Bryant	2010-11
	34	Mary Kate Long	1985-86

## CAREER BLOCKS

Rk.	Blks	Name	Year
1.	203	Mary Kate Long	1985-89
2.	155	Rickiesha Bryant	2010-13
3.	<b>109</b>	<b>Chelsey Perry</b>	<b>2017-19</b>
4.	93	Chastity Bohannon	1997-00
5.	90	Zabrina Harris	1996-00
6.	67	Melissa Dawson	1987-91
7.	52	Katie Schubert	2012-16
8.	49	Jasmine Newsome	2010-14
9.	48	Tracy Webb	1998-02
10.	47	Carolyn Xanders	1988-92



Rickiesha Bryant set the UT Martin single-season block record with 87 during her senior campaign in 2012-13. Her best performance came at Murray State where she tallied eight blocks.



Junior Chelsey Perry already ranks third in program history with 109 career blocks. After setting the program's block record for a freshman with 28 blocks, she posted the third-best single-season performance with 71 blocks in 2018-19.

## YEARLY GAMES STARTED LEADERS

Year	Player	Gm. Started	Year	Player	Gm. Started	Year	Player	Gm. Started
1982-83	Angela Reaves	28		Christy Hicks	27	2005-06	Andreika Jackson	27
1983-84	Paula Polumbo	25		Julianne Coleman	27		Deina Willingham	27
1984-85	Larissa Maciarz	24	1995-96	Davida Smith	26		Keva Robinson	27
1985-86	Mary Kate Long	27		Tonya Smothers	26	2006-07	Kimberly Cox	31
	Larissa Maciarz	27		Janelle Thornton	26	2007-08	Phyllisha Mitchell	30
1986-87	Lisa Winton	27	1996-97	Zabrina Harris	23		Sarah Stinson	30
	Larissa Maciarz	27		Becky Crowe	23	2008-09	Phyllisha Mitchell	29
	Gwen Long	27		Christy Hicks	23	2009-10	Alecia Weatherly	28
	Mary Kate Long	27		Janelle Thornton	23		Darnisha Lyles	28
1987-88	Mary Kate Long	26	1997-98	Nichole Lockridge	29		Cali Cupples	28
1988-89	Mary Kate Long	26	1998-99	Tamika Brown	31	2010-11	Jasmine Newsome	32
1989-90	Lawanta McKinnie	25		Chastity Bohannon	31		Jaclyssa Haislip	32
	Gwen Long	25	1999-00	Tamika Brown	28	2011-12	Heather Butler	32
1990-91	Lawanta McKinnie	28	2000-01	Amy Watson	29		Jasmine Newsome	32
	Kristie Parrish	28		Tracy Webb	29		Jaclyssa Haislip	32
1991-92	Kellie McElhiney	27		Christy Binkley	29	2012-13	Heather Butler	34
	Tara Tansil	27		T. J. Barker	29		Jasmine Newsome	34
	Gina Warren	27	2001-02	T. J. Barker	28	2013-14	Heather Butler	32
1992-93	Katina Jones	25	2002-03	Torre Thomas	29		Jasmine Newsome	32
	Tonya Smothers	25		Julie Young	29	2014-15	Ashia Jones	33
	Tara Tansil	25	2003-04	Danielle Page	24		Katie Schubert	33
	Gina Warren	25		Tiffany Brundige	24	2015-16	Katie Schubert	32
1993-94	Tara Tansil	26		Julie Young	24		Chelsea Roberts	32
1994-95	Tara Tansil	27	2004-05	Andreika Jackson	28	2016-17	Emanye Robertson	31
	Davida Smith	27		Danielle Page	28	2017-18	Kendall Spray	33
	Tonya Smothers	27		Nicole Rivers	28	2018-19	Emanye Robertson	32

## YEARLY BLOCKS LEADERS

Year	Player	Blks
1981-82	Terri Burton	22
1985-86	Mary Kate Long	34
1986-87	Mary Kate Long	81
1993-94	Dawn Limbaugh	16
1994-95	Dawn Limbaugh	7
1995-96	Chanda Cordova	14
1996-97	Zabrina Harris	25
1997-98	Chastity Bohannon	23
1998-99	Chastity Bohannon	37
1999-00	Chastity Bohannon	33
2000-01	Tracy Webb	18
2001-02	LaShanta Morrow	71
2002-03	Julie Young	20
2003-04	Julie Young	12
2004-05	Jenny Lannom	10
2005-06	Keva Robinson	11
2006-07	Kimberly Cox	12
2007-08	Sarah Stinson	17
2008-09	Alishia Glover	21
2009-10	Darnisha Lyles	24
2010-11	Rickiesha Bryant	34
2011-12	Rickiesha Bryant	34
2012-13	Rickiesha Bryant	87
2013-14	Ashia Jones	30
2014-15	Monique Jackson	21
2015-16	Haley Howard	16
2016-17	Ansley Eubank/Breanna Boggs	13
2017-18	Chelsey Perry	37
2018-19	Chelsey Perry	71

## MISCELLANEOUS RECORDS

Most Consecutive Free Throws  
34, Jasmine Newsome (2011-12)

Consecutive Games With a Three-Pointer  
(Career)  
80, Heather Butler (2011-2013)  
\*NCAA Record

Consecutive Games With a Three-Pointer  
(Season)  
34, Heather Butler (2012-13)  
\*NCAA Record

Consecutive Games With Double Digit Points  
129, Heather Butler (2010-14)  
\*Ranks fifth in NCAA record book

Most Victories in a Season  
24 (2013-14)

Most Defeats in a Season  
27 (2008-09)

Longest Winning Streak  
15 (1972-73)

Longest Losing Streak  
17 (2008-09)

Most Consecutive Home Wins in a Season  
10 (2010-11)  
10 (2011-12)

Most Consecutive Home Wins  
18 (1/30/2010-12/7/2011)

Lowest Scoring Game  
UTM 9, Jackson State 5 (1970-71)



## VS. RANKED OPPONENTS

1/22/76	at Kentucky (No. 19) . . . . .	L, 63-56
2/12/79	at Tennessee (No. 6) . . . . .	L, 124-60
3/2/79	at Tennessee (No. 8) . . . . .	L, 96-51
2/16/80	Tennessee (No. 4) . . . . .	L, 69-55
2/28/80	vs. Tennessee (No. 4) . . . . .	L, 81-35
2/26/81	vs. Tennessee (No. 4) . . . . .	L, 71-41
11/23/97	Tennessee (No. 1) . . . . .	L, 73-32
11/19/99	Tennessee (No. 5) . . . . .	L, 133-60
1/7/02	at North Carolina (No. 9) . . . . .	L, 90-67
12/22/02	Vanderbilt (No. 4) . . . . .	L, 101-77
12/3/03	at North Carolina (No. 2) . . . . .	L, 101-63
12/2/04	at North Carolina (No. 4) . . . . .	L, 96-36
1/2/05	at Georgia (No. 15) . . . . .	L, 68-52
12/30/05	Georgia (No. 17) . . . . .	L, 81-47
12/5/06	at Tennessee (No. 6) . . . . .	L, 85-29
11/28/08	at Xavier (No. 25) . . . . .	L, 73-41
12/30/10	at Kentucky (No. 11) . . . . .	L, 68-47
3/19/11	at Duke (No. 6) . . . . .	L, 90-45
11/20/11	at Purdue (No. 16) . . . . .	L, 65-39
12/7/11	Vanderbilt (No. 23) . . . . .	L, 99-84
12/28/11	at Louisville (No. 14) . . . . .	L, 70-57
3/17/12	Tennessee (No. 9) . . . . .	L, 72-49
11/17/12	vs. Baylor (No. 1) . . . . .	L, 82-67
11/18/12	vs. Stanford (No. 4) . . . . .	L, 92-68
11/26/12	vs. Louisville (No. 6) . . . . .	L, 79-61
12/9/12	vs. Purdue (No. 14) . . . . .	L, 68-60
3/24/13	vs. Notre Dame (No. 2) . . . . .	L, 97-64
11/10/13	at Gonzaga (No. 25) . . . . .	L, 91-54
12/28/13	at Florida State (No. 20) . . . . .	L, 76-53
3/23/14	vs. North Carolina (No. 12) . . . . .	L, 60-58
11/15/15	at Iowa (No. 23) . . . . .	L, 62-56
11/11/16	vs. Louisville (No. 5) . . . . .	L, 100-57
12/20/16	at DePaul (No. 22) . . . . .	L, 100-68
12/5/17	at Louisville (No. 4) . . . . .	L, 91-56
3/3/18	vs. Belmont (No. 22) . . . . .	L, 63-56 (OT)
12/4/18	at Louisville (No. 4) . . . . .	L, 102-62
TOTAL vs. TOP 25 . . . . .		0-35

vs. No. 1 . . . . .	0-2
vs. No. 2 . . . . .	0-2
vs. No. 4 . . . . .	0-8
vs. No. 5 . . . . .	0-2
vs. No. 6 . . . . .	0-4
vs. No. 8 . . . . .	0-1
vs. No. 9 . . . . .	0-2
vs. No. 11 . . . . .	0-1
vs. No. 12 . . . . .	0-1
vs. No. 14 . . . . .	0-2
vs. No. 15 . . . . .	0-1
vs. No. 16 . . . . .	0-1
vs. No. 17 . . . . .	0-1
vs. No. 19 . . . . .	0-1
vs. No. 20 . . . . .	0-1
vs. No. 22 . . . . .	0-1
vs. No. 23 . . . . .	0-2
vs. No. 25 . . . . .	0-3

## MARGINS/VS. RANKED OPPONENTS

## LARGEST VICTORIES

Date	Opponent	Score	Margin
1976	vs. Trevecca	108-37	71
12/29/18	vs. Mississippi Valley State	110-51	59
1977	vs. Milligan	98-40	58
3/7/14	vs. Eastern Kentucky	97-45	52
12/30/98	Arkansas-Pine Bluff	94-42	52
1976	vs. Southeast Missouri	83-33	50
11/19/00	Lees-McRae	88-42	46
1971	vs. Jackson State CC	69-24	45
11/26/82	Bethel	101-57	44
1/28/12	Southeast Missouri	88-47	41

## LARGEST DEFEATS

Date	Opponent	Score	Margin
11/19/99	No. 5 Tennessee	133-60	73
2/12/79	at No. 6 Tennessee	124-60	64
1977	vs. Memphis State	102-39	63
12/2/04	at No. 4 North Carolina	96-36	60
12/21/08	at Vanderbilt	86-29	57
12/5/06	at No. 6 Tennessee	85-29	56
12/14/08	at Missouri	74-23	51
11/24/01	vs. Louisiana State	95-47	48
1975	vs. Belmont	86-38	48
1976	vs. Memphis State	79-33	46

## HIGHEST SCORING GAMES

Date	Opponent	Score	Total Pts.
1/2/12	at Tennessee State	W, 114-105	219
1/5/95	at Middle Tennessee	L, 105-96	201
11/16/13	Quinnipiac	W, 102-97	199
11/26/91	Austin Peay	L, 111-98	199
12/31/92	at East Tennessee State	L, 102-94	196
1/30/12	Tennessee State	W, 105-90	195
2/23/91	at Jacksonville State	L, 101-93	194
11/19/99	No. 5 Tennessee	L, 133-60	193
1978	vs. Union	L, 105-88	193
12/1/92	Bethel	W, 103-88	191
12/2/91	at Murray State	L, 102-89	191
1/18/85	Lambuth	W, 101-90	191

## TOP-10 ATTENDANCES

Date	Opponent	Attendance
11/23/97	No. 1 Tennessee	6,834
12/21/02	UNC-Asheville	5,324
2/28/15	Murray State	4,228
12/14/16	Arkansas State	4,114
2/4/12	Murray State	4,020
11/19/18	Christian Brothers	4,017
2/22/14	Murray State	3,918
12/7/11	Vanderbilt	3,859
2/12/11	Tennessee Tech	3,496
12/9/12	Purdue	3,401



# MISCELLANEOUS RESULTS

## SEASON OPENING GAMES

Year	Opponent	Result
1969	vs. Murray State	W, 57-21
1/5/70	vs. Belmont	L, 75-53
12/6/71	vs. Murray State	W, 35-15
12/20/72	vs. Union	W, 81-46
12/5/73	vs. Murray State	W, 52-36
12/5/74	vs. Memphis	L, 66-63
12/16/75	vs. Murray State	L, 61-52
12/6/76	vs. Southern Missouri	W, 66-47
11/28/77	vs. Austin Peay	L, 60-57
11/21/78	vs. Memphis	L, 94-68
11/17/79	at Union	L, 95-73
11/20/80	Blue Mountain	W, 65-56
11/19/81	National College	W, 82-75
11/23/82	at Lambuth	W, 74-64
11/22/83	Lambuth	W, 103-74
11/17/84	at Bethel	W, 73-64
11/23/85	at Evansville	L, 77-76
11/21/86	Lambuth	W, 83-70
11/21/87	Lambuth	W, 74-72
11/23/88	Union	L, 96-73
11/17/89	Bethel	W, 87-79
11/17/90	Union	L, 86-84
11/23/91	at Christian Brothers	W, 84-79
12/1/92	Bethel	W, 103-88
11/29/93	Bethel	W, 78-65
11/29/94	at Saint Louis	W, 73-70
11/24/95	vs. Illinois-Chicago	L, 73-65
11/23/96	Martin Methodist	W, 72-61
11/23/97	No. 1 Tennessee	L, 73-32
11/13/98	Evansville	W, 74-71
11/19/99	at No. 5 Tennessee	L, 133-60
11/19/00	Lees-McRae	W, 88-42
11/17/01	Lees-McRae	W, 87-55
11/27/02	at Princeton	L, 92-74
11/21/03	at Arkansas-Little Rock	L, 68-56
11/19/04	at Evansville	L, 54-44
11/19/05	vs. LaSalle	L, 72-55
11/11/06	at Central Arkansas	W, 79-69
11/9/07	Lipscomb	W, 66-53
11/17/08	Texas-Pan American	L, 59-48
11/18/09	Belmont	L, 46-56
11/12/10	@ Southern Illinois	W, 62-50
11/11/11	Belmont	W, 67-48
11/9/12	@ Northwestern	L, 79-69
11/8/13	Georgia State	W, 84-80
11/14/14	Southern Illinois	L, 87-78
11/14/15	vs. North Dakota	W, 84-58
11/11/16	No. 5 Louisville	L, 100-57
11/10/17	at Southern Illinois	L, 84-72
11/6/18	vs. Samford	W, 89-68
Overall		28-22

## ONE-POINT GAMES

Year	Opponent	Result
1969	vs. Middle Tennessee	W, 52-51
1971	vs. Miss. Univ. for Women	W, 47-46
1/28/84	UAB	W, 86-85
1/31/84	Union	L, 92-91
11/23/85	at Evansville	L, 77-76
12/20/86	at Miss. Univ. for Women	L, 65-64
1/17/87	West Georgia	L, 73-72
2/18/89	at Troy State	W, 72-71
2/9/90	at Troy State	L, 81-80
3/9/90	North Alabama	L, 80-79
2/13/91	Tennessee State	L, 73-72
12/14/97	at San Jose State	L, 61-60
2/26/00	at Middle Tennessee	L, 78-77
11/25/01	vs. Northwestern State	L, 59-58
12/9/01	at Murray State	L, 66-65
2/17/04	Murray State	L, 71-70
11/18/06	at Saint Louis	L, 66-65
11/22/06	Texas A&M-Corpus Christi	W, 69-68
3/2/07	vs. Murray State	L, 66-65
1/26/13	at SIU Edwardsville	L, 67-66
1/4/14	at Murray State	W, 88-87
11/19/14	Cincinnati	W, 62-61
2/7/15	SIUE	W, 69-68
2/25/17	Murray State	W, 83-82
2/24/18	at Southeast Missouri	W, 69-68
11/9/18	vs. Southern Illinois	W, 95-94

11/13/18	at IUPUI	L, 73-72
2/23/19	at Austin Peay	W, 59-58
Overall		13-16

## HOME OPENING GAMES

Year	Opponent	Result
1979	Murray State	L, 86-72
1980	Blue Mountain	W, 65-56
11/19/81	National College	W, 82-75
11/26/82	Bethel	W, 101-57
11/22/83	Lambuth	W, 103-74
11/20/84	Union	L, 74-69
12/3/85	Lambuth	W, 80-79
11/21/86	Lambuth	W, 83-70
11/21/87	Lambuth	W, 74-72
11/23/88	Union	L, 96-73
11/17/89	Bethel	W, 87-79
11/17/90	Union	L, 86-84
11/26/91	Austin Peay	L, 111-98
12/1/92	Bethel	W, 103-88
11/29/93	Bethel	W, 78-65
12/10/94	Bethel	W, 72-66
11/28/95	Bethel	W, 89-55
11/23/96	Martin Methodist	W, 72-61
11/23/97	No. 1 Tennessee	L, 73-32
11/13/98	Evansville	W, 7-71
11/21/99	Hampton	L, 81-74
11/19/00	Lees-McRae	W, 88-42
11/17/01	Lees-McRae	W, 87-55
12/4/02	Ohio	W, 75-66
11/22/03	Kentucky Wesleyan	W, 84-71
11/19/04	Evansville	L, 54-44
11/22/05	Kentucky Wesleyan	W, 75-63
11/22/06	Texas A&M-Corpus Christi	W, 69-68
11/9/07	Lipscomb	W, 66-53
11/17/08	Texas-Pan American	L, 59-48
11/18/09	Belmont	L, 46-56
12/19/10	Indiana State	W, 68-66
11/11/11	Belmont	W, 67-48
11/12/12	Arkansas State	W, 72-62
11/8/13	Georgia State	W, 84-80
11/14/14	Southern Illinois	L, 87-78
11/18/15	Arkansas State	L, 76-74
11/11/16	No. 5 Louisville	L, 100-57
11/13/17	Alabama Huntsville	W, 104-73
11/6/18	Samford	W, 89-68
Overall		28-12

## OVERTIME GAMES

Year	Opponent	Result
3/2/73	vs. Tennessee	L, 59-57
3/3/73	vs. Tennessee	L, 61-57
12/20/86	at Miss. Univ. for Women	L, 65-64
2/6/88	Livingston	W, 86-80
1/12/89	North Alabama	W, 72-70
2/25/89	Miss. Univ. for Women	L, 84-82
1/6/90	Jacksonville State	L, 85-80
1/18/90	at North Alabama	L, 88-76
2/3/90	at Jacksonville State	L, 85-77
2/5/92	at Austin Peay	L, 83-81
1/13/95	Saint Louis	W, 78-76
2/4/95	at Austin Peay	L, 87-84
2/6/95	at Tennessee Tech	L, 83-76
1/2/96	Saint Louis	L, 90-76
2/24/96	Austin Peay	L, 75-69
2/17/00	Morehead State	W, 92-83
1/22/01	Ball State	W, 75-70
12/18/01	at Ohio	L, 97-87
1/10/02	at Austin Peay	W, 81-76
2/23/02	Eastern Kentucky	W, 82-78
12/21/02	UNC Asheville	W, 85-78
12/18/03	Arkansas-Little Rock	W, 72-69
1/6/04	at Saint Louis	L, 85-82
1/29/04	Morehead State	L, 90-86
2/28/04	Southeast Missouri	W, 78-75
1/15/05	at Samford	W, 75-72
1/18/05	Murray State	W, 75-72
1/19/06	at Austin Peay	L, 62-59
11/20/06	Dayton	W, 53-52
12/30/06	at Georgia State	L, 58-50
3/2/07	vs. Murray State	L, 66-65
2/2/08	at Southeast Missouri	L, 58-51
2/17/11	at Eastern Illinois	W, 80-78
12/10/11	at Central Arkansas	L, 69-65

2/11/12	Eastern Illinois	W, 94-86
12/16/12	Indiana State	L, 73-71
12/18/12	Southern Miss	W, 87-80
1/26/13	at SIU Edwardsville	L, 67-66
3/9/13	vs. Tennessee Tech	W, 87-80
11/16/13	Quinnipiac	W, 102-97
3/7/15	vs. Tennessee State	L, 64-60
1/7/17	at Tennessee State	L, 85-80
1/18/17	at Eastern Illinois	L, 80-70
1/21/17	SIUE	L, 70-68
12/2/17	at Chattanooga	L, 87-82
1/13/18	Morehead State	L, 81-76
1/25/18	at Jacksonville State	W, 61-57
3/3/18	vs. No. 22 Belmont	L, 63-56
11/17/18	vs. Arkansas State	W, 97-91
2/28/19	vs. Belmont	W, 71-68
Overall		20-29

## 100-POINT GAMES

Year	Opponent	Result
1975	vs. Union	L, 106-70
1976	vs. Union	L, 105-71
1976	vs. Union	L, 101-70
1976	vs. Trevecca	W, 108-37
1977	vs. Memphis	L, 102-39
1978	vs. Union	L, 105-88
1978	vs. Tennessee Tech	L, 100-61
2/12/79	at No. 6 Tennessee	L, 124-60
11/23/81	at Memphis	L, 100-58
2/4/82	Murray State	L, 106-80
11/26/82	Bethel	W, 101-57
1/17/83	at Freed-Hardeman	W, 107-78
11/22/83	Lambuth	W, 103-74
1/18/84	Lambuth	W, 101-90
12/14/84	at Murray State	L, 110-80
1/5/85	Austin Peay	L, 101-55
2/4/85	at Austin Peay	L, 103-61
2/23/85	at Delta State	L, 105-69
2/25/85	at Mississippi College	L, 101-79
2/10/90	Delta State	L, 104-81
2/24/90	Troy State	W, 100-75
2/23/91	at Jacksonville State	L, 101-93
11/26/91	Austin Peay	L, 111-98
1/20/92	at Troy State	L, 101-66
12/1/92	Bethel	W, 103-88
2/23/92	at Middle Tennessee	L, 110-66
12/31/92	at East Tennessee State	L, 102-94
1/16/93	Tennessee Tech	L, 101-59
2/18/93	at Memphis	L, 101-89
12/20/93	Indiana	L, 101-71
1/5/95	at Middle Tennessee	L, 105-96
2/23/99	Eastern Kentucky	W, 102-87
11/19/99	No. 5 Tennessee	L, 133-60
11/20/00	Bethel	W, 102-67
3/2/01	vs. Tennessee Tech	L, 100-70
12/22/02	No. 4 Vanderbilt	L, 101-77
12/3/03	at No. 2 North Carolina	L, 101-63
1/2/12	at Tennessee State	W, 114-105
1/30/12	Tennessee State	W, 105-90
3/2/12	Murray State	W, 102-77
11/16/13	Quinnipiac	W, 102-97
1/13/14	Southeast Missouri	W, 100-73
1/20/14	Tennessee Tech	W, 102-78
1/25/14	SIUE	W, 111-72
1/27/14	Eastern Illinois	W, 103-84
2/15/14	at Southeast Missouri	W, 102-70
2/17/14	Tennessee State	W, 104-64
3/1/14	Austin Peay	W, 116-85
11/11/16	No. 5 Louisville	L, 100-57
12/20/16	at No. 22 DePaul	L, 100-68
11/13/17	Alabama Huntsville	W, 104-73
2/1/18	Austin Peay	W, 100-66
11/19/18	Christian Brothers	W, 108-82
12/4/18	at No. 4 Louisville	L, 102-62
12/19/18	Alabama Huntsville	W, 100-69
12/29/18	Mississippi Valley State	W, 110-51
2/2/19	at Belmont	L, 100-86
Overall		24-32



# SKYHAWK RECORD BOOK AT A GLANCE

## TEAM RECORDS

- Most Points:** 116 vs. Austin Peay (3-1-14)  
**Most Field Goals Made:** 50 vs. Trevecca (1976-77)  
**Most Field Goals Attempted:**  
97, 36 made, vs. Jacksonville State (1-6-90)  
**Most 3-Point Field Goals Made:**  
18, of 43, at Southern Miss (11-16-11)  
18, of 35, vs. North Dakota (11-14-16)  
**Most 3-Point Field Goals Attempted:**  
47, 17 made, at Morehead State (1-7-16)  
**Most Free Throws Made:** 39, of 55, vs. Troy State (1-13-86)  
**Most Free Throws Attempted:**  
55, 39 made, vs. Troy State (1-13-86)  
55, 37 made, at Eastern Kentucky (12-3-98)  
**Most Rebounds:** 63 vs. Bethel (12-7-91)  
**Most Assists:** 31 vs. Morehead State (1-10-15)  
**Most Blocks:** 12 vs. SIUE (2-9-13)  
12 vs. Mississippi Valley State (12/19/18)  
**Most Forced Turnovers:** 36 at Southern Illinois (12-23-13)  
**Most Steals:** 28 vs. Bethel (12-14-90)

## INDIVIDUAL GAME RECORDS

- Most Points:**  
44, Ashia Jones at Murray State (1-31-15)  
44, Heather Butler vs. Austin Peay (3-1-14)  
44, Heather Butler at Eastern Kentucky (2-3-14)  
44, Jasmine Newsome vs. Quinnipiac (11-16-13)  
**Most Field Goals Made:**  
18, Angela Reaves vs. Delta State (1982-83)  
**Most Field Goals Attempted:**  
34, 10 made, Heather Butler vs. Baylor (11-17-12)  
**Best Field Goal Percentage:**  
100.0, 12-12, Chastity Bohannon vs. Tennessee State (OVCT, 2-24-98)  
100.0, 10-10, Andreika Jackson vs. Eastern Illinois (2-11-06)  
**Most 3-Point Field Goals Made:**  
9-of-12, Heather Butler vs. Austin Peay (3-1-14)  
9-of-16, Jasmine Newsome at Southern Miss (11-16-11)  
**Most 3-Point Field Goals Attempted:**  
16, 4 made, Heather Butler vs. Baylor (11-17-12)  
16, 9 made, Jasmine Newsome at Southern Miss (11-16-11)  
**Most Free Throws Made:**  
16, Jasmine Newsome vs. Quinnipiac (11-16-13)  
16, Jasmine Newsome at Tennessee State (1-2-12)  
16, Tessa Fields vs. Evansville (11-13-98)  
**Most Free Throws Attempted:**  
20, 16 made, Jasmine Newsome at Tennessee State (1-2-12)  
**Most Rebounds:**  
27, Mary Kate Long vs. West Georgia (1-17-87)  
**Most Assists:**  
14, Jasmine Newsome vs. Austin Peay (3-1-14)  
**Most Blocks:**  
8, Rickiesha Bryant vs. Murray State (2-23-13)  
8, Mary Kate Long vs. Lambuth (11-21-86)  
**Most Steals:**  
11, Ashia Jones at Miami (Ohio) (12-15-14)

## INDIVIDUAL SEASON RECORDS

- Most Points:**  
772, Ashia Jones (2014-15)  
**Most Field Goals Made:**  
281 of 531, Ashia Jones (2014-15)  
**Most Field Goals Attempted:**  
704, 264 made, Heather Butler (2012-13)  
**Best Field Goal Percentage:**  
64.3, (128-199), Rickiesha Bryant (2012-13)  
**Most 3-Point Field Goals Made:**  
105 of 319, Heather Butler (2012-13)  
**Most 3-Point Field Goals Attempted:**  
319, 105 made, Heather Butler (2012-13)  
**Most Free Throws Made:**  
167 of 196, Jasmine Newsome (2012-13)  
**Most Free Throws Attempted:**  
204, 150 made, Tara Tansil (1993-94)  
**Most Rebounds:**  
372, Phyllisha Mitchell (2005-09)  
**Most Assists:**  
193, Jasmine Newsome (2011-12)  
**Most Blocks:**  
87, Rickiesha Bryant (2012-13)  
**Most Steals:**  
156, Gwen Long (1989-90)

## INDIVIDUAL CAREER RECORDS

- Most Points:**  
2,865, Heather Butler (2010-14)  
**Most Field Goals Made:**  
958 of 2,417, Heather Butler (2010-14)  
**Most Field Goals Attempted:**  
2,417, 958 made, Heather Butler (2010-14)  
**Best Field Goal Percentage:**  
53.2, (747-1,404), Mary Kate Long (1985-89)  
**Most 3-Point Field Goals Made:**  
392 of 1,074, Heather Butler (2010-14)  
**Most 3-Point Field Goals Attempted:**  
1,074, 392 made, Heather Butler (2010-14)  
**Most Free Throws Made:**  
620 of 759, Jasmine Newsome (2010-14)  
**Most Free Throws Attempted:**  
759, 620 made, Jasmine Newsome (2010-14)  
759, 564 made, Tara Tansil (1991-94)  
**Most Rebounds:** 1,318, Mary Kate Long (1985-89)  
**Most Assists:** 691, Jasmine Newsome (2010-14)  
**Most Blocks:** 203, Mary Kate Long (1985-89)  
**Most Steals:** 411, Gwen Long (1985-88, 1989-90)



Team	Record	First Meeting	Last Meeting	Team	Record	First Meeting	Last Meeting	Team	Record	First Meeting	Last Meeting
Air Force	1-0	2010-11	2010-11	Iowa State	0-1	2007-08	2007-08	Quinnipiac	1-0	2013-14	2013-14
Alabama	2-1	2013-14	2015-16	IPFW	2-0	2005-06	2006-07	Rhode Island	0-1	2004-05	2004-05
Alabama-Birmingham	1-5	1982-83	2012-13	IUPUI	0-1	2018-19	2018-19	Rhodes College	1-0	2017-18	2017-18
Alabama-Huntsville	8-0	1978-79	2018-19	Jackson Independents	2-0	1972-73	1972-73	Rice	0-1	2008-09	2008-09
Angelo State	1-0	1985-86	1985-86	Jacksonville State	19-17	1982-83	2018-19	Rust College	1-1	1984-85	1984-85
Appalachian State	0-1	1992-93	1992-93	Jackson State CC	9-0	1969-70	1974-75	Saint Louis	7-3	1995-96	2012-13
Arizona	0-1	2014-15	2014-15	Kansas	0-1	1998-99	1998-99	Saint Mary's	0-1	2017-18	2017-18
Arkansas-Little Rock	3-1	1978-79	2004-05	Kentucky	1-6	1972-73	2010-11	Samford	10-6	1997-98	2018-19
Arkansas-Pine Bluff	1-0	1998-99	1998-99	Kentucky Wesleyan	4-0	1984-85	2005-06	San Diego State	1-0	2003-04	2003-04
Arkansas State	8-5	1980-81	2018-19	Lamar	0-1	2009-10	2009-10	San Jose State	0-1	1997-98	1997-98
Auburn	0-1	1998-99	1998-99	Lambuth	28-16	1970-71	1990-91	Siena	0-1	2004-05	2004-05
Austin Peay	43-46	1970-71	2018-19	Lane College	1-0	1981-82	1981-82	SIUE	17-8	1986-87	2018-19
Ball State	0-1	2002-03	2002-03	La Salle	0-1	2005-06	2005-06	South Alabama	1-0	1983-84	1983-84
Baylor	0-1	2012-13	2012-13	Lees-McRae	2-0	2000-01	2001-02	Southeast Missouri	38-34	1976-77	2018-19
Belmont	12-24	1969-70	2018-19	Liberty	1-0	1998-99	1998-99	Southern Illinois	11-9	1972-73	2018-19
Berry College (Ga.)	0-1	1983-84	1983-84	Lincoln Memorial	2-0	1991-92	1991-92	Southern Miss	2-1	1999-00	2012-13
Bethel	15-0	1980-81	1995-96	Lipscomb	4-1	1990-91	2018-19	Southern Missouri	1-0	1976-77	1976-77
Birmingham-Southern	1-1	2002-03	2006-07	Livingston <sup>(West Alabama)</sup>	6-10	1980-81	1991-92	South Florida	0-1	2005-06	2005-06
Blue Mountain (Miss.)	7-0	1978-79	1989-90	Long Beach State	1-1	1971-72	1999-00	Southwestern	1-0	1972-73	1972-73
Bowling Green	0-1	2007-08	2007-08	Louisiana-Monroe	1-0	2000-01	2000-01	Southwestern Missouri	1-0	1972-73	1972-73
Bridgewater	1-0	1971-72	1971-72	Louisiana State	0-1	2001-02	2001-02	Stanford	0-1	2012-13	2012-13
Buffalo	0-1	1994-95	1994-95	Louisville	0-8	2010-11	2018-19	Stephen F. Austin	0-1	1974-75	1974-75
Cal Poly-San Luis Obispo	1-0	1997-98	1997-98	Loyola	0-1	2002-03	2002-03	Stetson	1-1	1993-94	1993-94
Central Arkansas	3-1	2006-07	2012-13	Marshall	0-1	2009-10	2009-10	St. Joseph's	0-1	1992-93	1992-93
Central Missouri	0-2	1974-75	1976-77	Martin Methodist	2-0	1995-96	1996-97	Tennessee	3-14	1969-70	2011-12
Charleston Southern	1-1	1995-96	1998-99	Memphis	9-26	1969-70	2011-12	Tennessee State	35-28	1979-80	2018-19
Chattanooga	2-13	1972-73	2018-19	Miami (Fla.)	1-0	1982-83	1982-83	Tennessee Tech	24-47	1969-70	2018-19
Christian Brothers	4-3	1980-81	2018-19	Miami (Ohio)	2-0	2014-15	2015-16	Texas A&M-Corpus Christi	1-1	2006-07	2007-08
Cincinnati	2-1	1997-98	2015-16	Middle Tennessee	7-31	1969-70	2001-02	Texas-Pan American	0-2	2007-08	2008-09
Colorado	0-1	2010-11	2010-11	Milligan	1-0	1977-78	1977-78	Texas-San Antonio	0-1	2004-05	2004-05
Colorado State	0-1	2004-05	2004-05	Mississippi College	4-3	1972-73	1990-91	Texas Southern	1-0	1994-95	1994-95
Cornell	0-1	2002-03	2002-03	Mississippi State	0-5	1980-81	2003-04	Trevecca	1-0	1976-77	1976-77
Cumberland (Tenn.)	1-0	1983-84	1983-84	Mississippi for Women	10-6	1971-72	1991-92	Troy State	10-6	1981-82	1991-92
Davis-Elkins	1-0	1981-82	1981-82	Mississippi Valley State	3-0	2002-03	2018-19	UNC-Asheville	1-1	2002-03	2003-04
Dayton	1-2	2005-06	2014-15	Missouri	0-6	2008-09	2016-17	UNC-Greensboro	1-0	1971-72	1971-72
Delta State	1-17	1982-83	1990-91	Missouri Rolla	0-1	1988-89	1988-89	UNC-Wilmington	0-1	2000-01	2000-01
DePaul	0-1	2016-17	2016-17	Missouri-St. Louis	1-0	1980-81	1980-81	Union University	9-34	1972-73	1991-92
Denver	0-1	2004-05	2004-05	Missouri Western	1-0	1987-88	1987-88	UNLV	0-1	2001-02	2001-02
Duke	0-1	2010-11	2010-11	Morehead State	23-28	1992-93	2018-19	Valdosta State	4-7	1985-86	1990-91
Dyersburg State CC	3-0	1974-75	1974-75	Murray State	53-35	1969-70	2018-19	Vanderbilt	1-12	1979-80	2016-17
East Tennessee State	4-7	1972-73	1993-94	National College	1-0	1981-82	1981-82	Virginia Tech	0-1	2002-03	2002-03
East Texas State	1-0	1991-92	1991-92	Nebraska	0-1	2004-05	2004-05	Western Carolina	2-0	2016-17	2017-18
Eastern Kentucky	24-31	1973-74	2018-19	New Hampshire	0-1	2007-08	2007-08	Western Illinois	2-0	1976-77	1982-83
Eastern Illinois	33-19	1973-74	2018-19	New Orleans	1-0	1977-78	1977-78	Western Kentucky	0-4	1976-77	1980-81
Eastern Washington	0-1	2017-18	2017-18	Nicholls State	2-0	1995-96	1999-00	West Georgia	6-7	1982-83	1990-91
Evansville	8-7	1985-86	2015-16	North Alabama	4-13	1978-79	1991-92	West Virginia	1-1	1983-84	2000-01
Florida State	0-1	2013-14	2013-14	North Carolina	0-4	2001-02	2013-14	Winthrop	1-1	2008-09	2013-14
Freed-Hardeman	1-0	1982-83	1982-83	North Carolina A&T	1-1	2016-17	2017-18	Wisconsin	0-1	1992-93	1992-93
Georgia	0-2	2004-05	2005-06	Northern Iowa	0-1	2001-02	2001-02	Xavier	0-1	2008-09	2008-09
Georgia State	2-4	1983-84	2013-14	Northern Kentucky	1-1	1981-82	2013-14	Youngstown State	0-1	1996-97	1996-97
Gonzaga	0-1	2013-14	2013-14	Northwestern	0-4	2012-13	2018-19				
Hampton	0-3	1999-00	2007-08	Northwestern State	1-1	2001-02	2008-09				
Hawai'i	0-1	2012-13	2012-13	Notre Dame	0-1	2012-13	2012-13				
Hiwassee JC	1-0	1969-70	1969-70	Ohio	1-2	2001-02	2016-17				
Houston Baptist	1-1	2008-09	2009-10	Ohio State	0-2	1999-00	2013-14				
Illinois	0-2	2013-14	2015-16	Ole Miss	1-1	1998-99	2014-15				
Illinois-Chicago	0-1	1995-96	1995-96	Oral Roberts	3-2	1993-94	2016-17				
Illinois State	3-1	1974-75	2014-15	Pepperdine	0-1	2014-15	2014-15				
Indiana	0-4	1993-94	2017-18	Princeton	0-1	2002-03	2002-03				
Indianapolis	0-1	1987-88	1987-88	Purdue	0-3	2011-12	2017-18				
Indiana State	2-5	1973-74	2012-13	Quincy College	1-0	1988-89	1988-89				

## ALL-TIME SERIES RESULTS

<b>AIR FORCE</b> (UTM leads 2-0)			
H: 1-0	A: 1-0	N: 0-0	
Date	H/A/N	Result	
11/23/10	A	W, 81-87	
11/13/11	H	W, 84-60	

<b>ALABAMA</b> (UTM leads 2-1)			
H: 1-0	A: 1-1	N: 0-0	
Date	H/A/N	Result	
12/4/13	A	W, 75-57	
12/4/14	A	L, 68-55	
12/2/15	H	W, 83-65	

<b>ALABAMA BIRMINGHAM</b> (UAB leads 5-1)			
H: 1-1	A: 0-4	N: 0-0	
Date	H/A/N	Result	
1/29/83	A	L, 83-63	
1/28/84	H	W, 86-85	
12/20/96	A	L, 74-41	
11/26/00	A	L, 85-62	
12/30/03	H	L, 78-58	
12/22/12	A	L, 56-51	

<b>ALABAMA HUNTSVILLE</b> (UTM leads 8-0)			
H: 7-0	A: 1-0	N: 0-0	
Date	H/A/N	Result	
12/16/78	H	W, 73-63	
12/8/79	H	W, 84-55	
12/12/80	H	W, 71-58	
12/19/86	A	W, 64-62	
1/12/87	H	W, 87-66	
2/19/87	H	W, 79-62	
11/13/17	H	W, 104-73	
12/19/18	H	W, 100-69	

<b>ANGELO STATE</b> (UTM leads 1-0)			
H: 0-0	A: 1-0	N: 0-0	
Date	H/A/N	Result	
12/7/85	A	W, 81-60	

<b>APPALACHIAN STATE</b> (ASU leads 1-0)			
H: 0-0	A: 0-1	N: 0-0	
Date	H/A/N	Result	
1/2/93	A	L, 94-67	

<b>ARIZONA</b> (AZ leads 1-0)			
H: 0-0	A: 0-1	N: 0-0	
Date	H/A/N	Result	
12/29/14	A	L, 61-56	

<b>ARKANSAS LITTLE ROCK</b> (UTM leads 3-1)			
H: 3-0	A: 0-1	N: 0-0	
Date	H/A/N	Result	
12/15/78	H	W, 58-52	
12/7/87	H	W, 75-58	
11/21/03	A	L, 68-56	
12/18/03	H	W, 72-69 (OT)	

<b>ARKANSAS PINE BLUFF</b> (UTM leads 1-0)			
H: 1-0	A: 0-0	N: 0-0	
Date	H/A/N	Result	
12/30/98	H	W, 94-42	

<b>ARKANSAS STATE</b> (UTM leads series 8-6)			
H: 6-1	A: 2-4	N: 0-1	
Date	H/A/N	Result	
1980	N	L, 66-46	
1/8/83	H	W, 81-57	
2/28/83	A	W, 89-80	
11/28/83	A	L, 79-77	
1/6/84	H	W, 74-71	
1/12/85	A	L, 95-83	
2/11/85	H	W, 72-62	
1/10/12	A	L, 83-68	
11/12/12	H	W, 72-62	
11/19/13	A	W, 75-66	
11/18/15	H	L, 76-74	
12/14/16	H	W, 68-63	
11/21/17	A	L, 84-73	
11/17/18	H	W, 97-91 (OT)	

<b>AUBURN</b> (AU leads 1-0)			
H: 0-0	A: 0-1	N: 0-0	
Date	H/A/N	Result	
11/28/98	A	L, 81-46	

<b>AUSTIN PEAY</b> (APSU leads 46-43)			
H: 23-18	A: 18-24	N: 2-4	
Date	H/A/N	Result	
1/23/70	A	W, 49-36	
1/30/70	A	W, 51-37	
2/3/72	H	W, 54-38	
1/19/73	H	W, 57-42	
2/7/73	A	W, 44-32	
1/9/74	H	L, 65-52	
1/23/74	A	L, 53-36	
2/15/74	N	L, 65-55	
1/21/76	N	W, 88-53	
2/4/76	A	W, 63-50	
2/11/76	H	W, 60-44	
11/28/78	A	L, 60-57	
2/13/78	A	L, 66-61	
11/28/78	H	W, 74-67	
12/9/78	A	L, 80-65	
12/17/79	N	L, 89-52	
12/8/79	H	W, 59-52	
1/8/80	A	L, 75-61	
12/14/80	H	L, 70-67	
1/31/81	H	L, 60-55	
2/7/81	A	L, 68-61	
2/7/81	A	W, 54-53	
11/28/81	A	W, 74-68	
12/10/81	A	W, 73-53	
1/6/82	H	L, 69-62	
2/28/82	N	L, 74-61	
12/11/82	H	W, 82-68	
2/10/83	A	W, 76-74	
12/3/83	A	L, 88-62	
2/28/84	H	L, 94-87	
1/5/85	H	L, 101-55	
2/4/85	A	L, 103-61	
12/16/85	H	L, 111-98	
2/5/92	A	L, 83-81 (OT)	
1/23/93	A	W, 95-90	
2/13/93	H	L, 65-55	
2/5/94	H	L, 73-65	
2/16/94	A	W, 73-70	
2/4/95	A	L, 87-84 (OT)	
2/16/95	H	W, 76-65	
1/29/96	A	L, 87-74	
2/24/96	H	L, 75-69 (OT)	
1/13/97	H	L, 78-60	
2/8/97	A	L, 69-57	
1/24/98	A	W, 85-64	
2/21/98	H	W, 69-48	
1/21/99	H	W, 70-49	
2/18/99	A	W, 74-58	
12/4/99	A	W, 84-80	
2/8/00	H	W, 53-48	
2/29/00	H	L, 90-60	
1/15/01	H	L, 69-66	
2/22/01	A	L, 86-83	
1/10/02	A	W, 81-76 (OT)	
1/31/02	H	L, 72-60	
1/13/03	H	L, 85-71	
1/30/03	A	L, 81-58	
3/7/03	N	L, 73-58	
2/12/04	A	L, 71-63	
2/10/05	H	W, 64-58	
1/2/06	H	L, 61-49	
1/19/06	A	L, 62-59 (OT)	
1/2/07	A	L, 57-55	
1/18/07	H	W, 64-54	
1/17/08	A	L, 58-52	
2/23/08	H	L, 55-48	
1/8/09	H	L, 71-55	
2/3/09	A	L, 77-54	
1/7/10	A	L, 63-45	
2/4/10	H	W, 79-70	
1/6/11	H	W, 78-54	
2/3/11	A	L, 61-69	
2/1/12	A	W, 88-83	
2/23/12	H	W, 86-62	
1/7/13	H	W, 84-57	
3/2/13	A	W, 81-64	
1/6/14	A	W, 95-81	
3/1/14	H	W, 116-85	
2/4/15	A	W, 71-61	
2/14/15	H	W, 91-63	

2/3/16	H	W, 75-51
2/13/16	A	L, 80-70
1/25/17	H	W, 83-80
2/22/17	A	L, 85-60
3/2/17	N	W, 59-43
1/3/18	A	L, 69-62
2/1/18	H	W, 100-66
1/12/19	H	W, 74-67
2/23/19	A	W, 59-58

<b>BALL STATE</b> (BU leads 1-0)			
H: 0-0	A: 0-0	N: 0-1	
Date	H/A/N	Result	
11/30/02	N	L, 98-61	

<b>BAYLOR</b> (BU leads 1-0)			
H: 0-0	A: 0-0	N: 0-1	
Date	H/A/N	Result	
No. 1 11/17/12	N	L, 82-67	

<b>BELMONT</b> (BU leads 24-12)			
H: 6-8	A: 4-9	N: 2-7	
Date	H/A/N	Result	
1969	H	L, 66-47	
1/5/71	A	L, 75-33	
2/6/71	A	W, 51-45	
2/10/71	N	L, 60-33	
12/15/73	H	L, 60-59	
1/26/74	N	L, 65-45	
2/18/74	H	L, 71-44	
12/4/74	N	L, 73-52	
2/4/75	N	L, 88-59	
1/27/76	A	L, 86-38	
2/7/76	H	L, 58-48	
2/8/77	A	L, 84-52	
2/29/77	H	L, 76-71	
1/26/79	H	W, 70-69	
2/6/79	A	W, 79-78	
12/16/96	H	L, 61-57	
11/26/97	A	L, 84-80	
1/22/01	H	W, 75-70 (OT)	
2/1/01	A	L, 76-66	
12/17/08	A	L, 72-48	
11/18/09	H	L, 56-46	
11/17/10	A	W, 73-52	
11/11/11	H	W, 67-48	
1/12/13	H	L, 58-56	
1/11/14	H	W, 82-53	
3/8/14	N	W, 78-66	
1/3/15	A	W, 85-68	
3/6/15	N	W, 71-65	
2/15/16	H	W, 81-79	
1/5/17	A	L, 71-61	
3/3/17	N	L, 83-62	
12/30/17	H	L, 65-63	
No. 22 3/3/18	N	L, 63-56 (OT)	
2/2/19	A	L, 100-86	
2/28/19	H	W, 71-68 (OT)	
3/9/19	H	L, 59-53	

<b>BERRY COLLEGE</b> (BC leads 1-0)			
H: 0-0	A: 0-0	N: 0-1	
Date	H/A/N	Result	
2/2/84	N	L, 80-69	

<b>BETHEL</b> (UTM leads 15-0)			
H: 12-0	A: 3-0	N: 0-0	
Date	H/A/N	Result	
1980	H	W, 86-55	
1/12/82	H	W, 82-49	
11/26/82	H	W, 101-57	
11/17/84	A	W, 73-64	
12/12/84	H	W, 79-57	
11/17/89	H	W, 87-79	
12/16/89	A	W, 85-55	
12/14/90	H	W, 79-48	
1/9/91	A	W, 91-82	
12/7/91	H	W, 90-64	
12/1/92	H	W, 103-88	
11/29/93	H	W, 78-65	
12/10/94	H	W, 72-66	
11/28/95	H	W, 89-55	
11/20/00	H	W, 102-67	

<b>BIRMINGHAM SOUTHERN</b> (Series Tied 1-1)			
H: 0-0	A: 0-0	N: 1-1	
Date	H/A/N	Result	
12/6/02	N	L, 69-67	
12/29/06	N	W, 74-57	

<b>BLUE MOUNTAIN</b> (UTM leads 7-0)			
H: 4-0	A: 2-0	N: 1-0	
Date	H/A/N	Result	
1978	H	W, 78-73	
1979	H	W, 74-66	
1979	A	W, 71-64	
1980	H	W, 65-56	
1980	N	W, 50-40	
1/30/82	H	W, 83-66	
11/30/89	A	W, 79-64	

<b>BOWLING GREEN</b> (BG leads 1-0)			
H: 0-0	A: 0-0	N: 0-1	
Date	H/A/N	Result	
12/30/07	N	L, 78-36	

<b>BRIDGEWATER</b> (UTM leads 1-0)			
H: 0-0	A: 0-0	N: 1-0	
Date	H/A/N	Result	
1971	N	W, 52-46	

<b>BUFFALO</b> (Buffalo leads 1-0)			
H: 0-0	A: 0-1	N: 0-0	
Date	H/A/N	Result	
12/3/94	A	L, 92-76	

<b>CAL POLY SAN LUIS OPSIPO</b> (UTM leads 1-0)			
H: 0-0	A: 1-0	N: 0-0	
Date	H/A/N	Result	
12/16/97	A	W, 91-76	

<b>CENTRAL ARKANSAS</b> (UTM leads 3-1)			
H: 2-0	A: 1-1	N: 0-0	
Date	H/A/N	Result	
11/11/06	A	W, 79-69	
11/13/07	H	W, 78-65	
12/10/11	A	L, 69-65 (OT)	
12/1/12	H	W, 72-48	

<b><i>CENTRAL MISSOURI</i></b> (CM leads 2-0)		
H: 0-0	A: 0-0	N: 0-2
<u>Date</u>	<u>H/A/N</u>	<u>Result</u>
1974	N	L, 69-62
1976	N	L, 74-64



# CHRISTIAN BROTHERS

(UTM leads 4-3)

H: 3-1	A: 1-2	N: 0-0
Date	H/A/N	Result
1980	A	L, 58-47
1/20/82	H	L, 70-66
12/10/85	H	W, 83-77
1/23/86	A	L, 75-65
11/23/91	A	W, 84-79
12/3/91	H	W, 73-67
11/19/18	H	W, 108-82

# CINCINNATI

(UTM leads 2-1)

H: 1-0	A: 1-1	N: 0-0
Date	H/A/N	Result
12/20/97	A	L, 76-59
11/19/14	H	W, 62-61
12/18/15	A	W, 63-57

# COLORADO

(Colorado leads 1-0)

H: 0-0	A: 0-1	N: 0-0
Date	H/A/N	Result
11/21/10	A	L, 67-78

# COLORADO STATE

(CSU leads 1-0)

H: 0-0	A: 0-1	N: 0-0
Date	H/A/N	Result
12/21/04	A	L, 95-49

# CORNELL

(Cornell leads 1-0)

H: 0-0	A: 0-0	N: 1-0
Date	H/A/N	Result
12/1/02	N	L, 71-66

# CUMBERLAND (Tenn.)

(UTM leads 1-0)

H: 1-0	A: 0-0	N: 0-0
Date	H/A/N	Result
2/14/84	H	W, 86-70

# DAVIS ELKINS

(UTM leads 1-0)

H: 0-0	A: 0-0	N: 1-0
Date	H/A/N	Result
12/18/81	N	W, 82-67

# DAYTON

(Dayton leads series 2-1)

H: 1-0	A: 0-1	N: 0-1
Date	H/A/N	Result
12/20/05	A	L, 76-62
11/30/06	H	W, 53-52 (OT)
11/21/14	N	L, 78-47

# DELTA STATE

(DSU leads 17-1)

H: 1-8	A: 0-9	N: 0-0
Date	H/A/N	Result
2/19/83	H	W, 88-84
3/4/83	A	L, 96-70
1/21/84	H	L, 81-69
2/18/84	H	L, 95-65
2/23/85	A	L, 105-69
1/25/86	A	L, 97-76
2/8/86	H	L, 95-83
2/26/86	A	L, 78-68
1/19/87	H	L, 67-59
2/2/87	A	L, 87-51
2/4/88	A	L, 84-61
2/8/88	H	L, 78-58
1/7/89	H	L, 75-66
2/4/89	A	L, 87-52
1/13/90	A	L, 81-77
2/10/90	H	L, 104-81
12/20/90	A	L, 90-59
2/28/91	H	L, 84-71

# DENVER

(Denver leads 1-0)

H: 0-0	A: 0-1	N: 0-0
Date	H/A/N	Result
12/18/04	A	L, 64-41

# DEPAUL

(DePaul leads 1-0)

H: 0-0	A: 0-1	N: 0-0
Date	H/A/N	Result
No. 22 12/20/16	A	L, 100-68

# DUKE

(Duke leads 1-0)

H: 0-0	A: 0-0	N: 0-1
Date	H/A/N	Result
No. 6 3/19/11	N	L, 45-90

# DYERSBURG STATE CC

(UTM leads 3-0)

H: 1-0	A: 1-0	N: 1-0
Date	H/A/N	Result
1974	A	W, 65-48
1974	N	W, 61-44
1974	H	W, 61-30

# EAST TENNESSEE STATE

(ETSU leads 7-4)

H: 3-3	A: 0-4	N: 1-0
Date	H/A/N	Result
1972	N	W, 63-30
1975	H	W, 64-56
1975	H	W, 72-53
1977	A	L, 76-67
1978	H	W, 75-65
1978	H	L, 74-69
1979	A	L, 73-58
1980	H	L, 84-76
1/9/82	A	L, 76-38
12/31/92	A	L, 102-94
12/30/93	H	L, 83-82

# EAST TEXAS STATE

(UTM leads 1-0)

H: 1-0	A: 0-0	N: 0-0
Date	H/A/N	Result
12/14/91	H	W, 80-70

# EASTERN KENTUCKY

(EKU leads 31-24)

H: 14-12	A: 7-17	N: 2-2
Date	H/A/N	Result
2/16/74	N	L, 52-51
1/4/92	H	L, 98-59
2/12/92	A	L, 83-68
1/30/93	A	L, 92-61
2/27/93	H	L, 95-76
1/15/94	H	L, 92-77
2/20/94	A	L, 85-69
1/28/95	A	L, 78-76
2/18/95	H	L, 83-75
3/4/95	N	L, 80-76
1/15/96	H	W, 70-67
2/10/96	A	L, 69-60
1/19/97	A	L, 77-61
2/15/97	H	L, 77-69
12/6/97	H	L, 64-58
2/4/98	A	L, 78-72
12/3/98	A	W, 88-77
1/12/99	H	W, 83-74
2/23/99	H	W, 102-87
1/22/00	A	L, 89-83
2/19/00	H	W, 92-70
1/18/01	H	L, 86-68
2/15/01	A	L, 81-73
1/24/02	A	L, 90-77
2/23/02	H	W, 82-78 (OT)
1/27/03	H	W, 70-62
2/22/03	A	W, 88-80
1/8/04	A	L, 63-56
1/31/04	H	W, 66-55
1/6/05	H	L, 68-67
1/29/05	A	L, 73-63
12/1/05	A	L, 60-58
1/30/06	H	W, 58-49
12/20/06	H	L, 55-50
1/29/07	A	L, 64-49
12/19/07	A	L, 64-54
2/21/08	H	L, 68-53
12/6/08	A	L, 58-52
2/26/09	H	L, 63-60
12/5/09	H	L, 56-53
2/25/10	A	W, 62-54
3/2/10	H	W, 51-47
12/04/10	A	W, 61-46
2/24/11	H	W, 75-57
1/21/12	A	W, 84-61
2/4/13	H	W, 75-60
3/7/13	N	W, 78-63
2/3/14	A	W, 87-65
3/7/14	N	W, 97-45
1/8/15	H	W, 76-63
1/7/16	A	L, 70-61
2/4/17	H	W, 66-56
1/11/18	H	W, 77-49
2/8/18	A	W, 72-54
1/17/19	A	W, 87-61

# EASTERN ILLINOIS

(UTM leads 34-19)

H: 21-5	A: 11-13	N: 2-1
Date	H/A/N	Result
1/31/75	H	W, 66-43
1/14/78	H	L, 64-57
2/24/79	H	W, 78-72
2/23/80	A	L, 68-64
1/30/97	A	W, 71-63
2/13/97	H	W, 69-66
1/17/98	H	W, 73-69
2/14/98	A	L, 59-54
1/14/99	A	W, 79-64
2/11/99	H	W, 90-71
1/15/2000	H	L, 70-60
2/12/2000	A	W, 80-78
1/11/01	A	W, 75-62
2/8/01	H	W, 89-59
1/19/02	H	W, 76-71
2/16/02	A	L, 66-63
1/18/03	A	L, 81-70
2/15/03	H	W, 62-58
2/7/04	A	W, 70-57
2/26/04	H	W, 66-63
2/5/05	H	L, 66-56
2/24/05	A	W, 73-62
1/12/06	A	L, 67-58
2/11/06	H	W, 70-64
1/11/07	H	W, 66-55
2/11/07	A	L, 52-44
1/10/08	A	W, 66-64
2/9/08	H	L, 63-57
1/24/09	H	L, 55-49
2/19/09	A	L, 63-53
1/23/10	H	L, 74-47
2/18/10	H	W, 71-64
3/5/10	N	L, 65-51
1/22/11	H	W, 80-78
2/17/11	A	L, 85-88
1/16/12	A	L, 70-63 (OT)
2/11/12	H	W, 94-86 (OT)
1/28/13	A	L, 84-79
2/28/13	H	W, 82-62
3/8/13	N	W, 71-69
2/27/14	H	W, 103-84
2/27/14	A	W, 93-69
1/21/15	H	W, 81-51
2/25/15	A	W, 63-60
3/4/15	N	W, 68-35
1/20/16	A	W, 65-39
2/24/16	H	W, 91-52
1/18/17	A	L, 80-70 (OT)
2/8/17	H	W, 74-72
1/18/18	A	W, 72-44
2/17/18	H	W, 85-57
1/3/19	A	L, 77-71
1/24/19	H	W, 90-66

# EASTERN WASHINGTON

(EWU leads 1-0)

H: 0-0	A: 0-0	N: 0-1
Date	H/A/N	Result
12/20/17	N	L, 61-58

# EVANSVILLE

(UTM leads 8-7)

H: 5-2	A: 3-5	N: 0-0
Date	H/A/N	Result
11/23/85	A	L, 77-76
1/28/86	H	W, 81-71
12/1/97	A	L, 80-70
11/13/98	H	W, 77-71
12/11/99	A	L, 86-65
11/27/01	H	L, 86-67
12/15/02	A	L, 88-72
12/14/03	H	L, 66-62
11/19/04	A	L, 54-44
12/11/10	A	W, 63-60
12/16/11	H	W, 78-69
11/28/12	A	W, 73-57
11/25/13	H	W, 93-77
11/29/14	H	W, 84-74
12/12/15	A	W, 75-48

# FLORIDA STATE

(FSU leads 1-0)

H: 0-0	A: 0-1	N: 0-0
Date	H/A/N	Result
No. 20 12/28/13	A	L, 76-53

# FREED HARDEMAN

(UTM leads 1-0)

H: 0-0	A: 1-0	N: 0-0
Date	H/A/N	Result
1/17/83	A	W, 107-78

# GEORGIA

(UGA leads 2-0)

H: 0-1	A: 0-1	N: 0-0
Date	H/A/N	Result
No. 15 1/2/05	A	L, 68-52
No. 17 12/30/05	H	L, 81-47

# GEORGIA STATE

(GSU leads 4-2)

H: 1-1	A: 0-3	N: 1-0
Date	H/A/N	Result
12/16/83	N	W, 80-72
12/5/92	A	L, 82-63
1/10/93	H	L, 78-76
12/30/06	A	L, 58-50 (OT)
12/29/09	A	L, 61-32
11/8/13	H	W, 84-80

# GONZAGA

(Gonzaga leads 1-0)

H: 0-0	A: 0-1	N: 0-0
Date	H/A/N	Result
No. 25 11/10/13	A	L, 91-54

# HAMPTON

(Hampton leads 3-0)

H: 0-1	A: 0-1	N: 0-1
Date	H/A/N	Result
11/21/99	H	L, 81-74
11/30/00	A	L, 93-73
12/28/07	N	L, 57-47

# HAWAII

(UH leads 1-0)

H: 0-0	A: 0-1	N: 0-0
Date	H/A/N	Result
11/16/12	A	L, 73-69

# HIWASSEE JC

(UTM leads 1-0)

H: 0-0	A: 0-0	N: 1-0
Date	H/A/N	Result
1969	N	W, 52-50

# HOUSTON BAPTIST

(Series tied 1-1)

H: 0-1	A: 1-0	N: 0-0
Date	H/A/N	Result
1/27/09	H	L, 63-52
11/25/09	A	W, 66-53

# ILLINOIS

(UI leads 2-0)

H: 0-0	A: 0-2	N: 0-0
Date	H/A/N	Result
12/21/13	A	L, 77-62
11/21/15	A	L, 94-74

**INDIANA STATE**  
(ISU leads 5-2)

H: 1-1 Date	A: 0-3 H/A/N	N: 1-1 Result
1/18/74	A	L, 52-41
2/1/75	N	L, 63-60
12/18/83	N	W, 75-65
11/14/10	A	L, 62-70
12/19/10	H	W, 68-66
11/30/11	A	L, 66-55
12/16/12	H	L, 73-71 (OT)

**IOWA**

(Iowa leads 1-0)

H: 0-0 Date	A: 0-1 H/A/N	N: 0-0 Result
No. 23 11/15/15	A	L, 62-56

**IOWA STATE**

(ISU leads 1-0)

H: 0-0 Date	A: 0-1 H/A/N	N: 0-0 Result
12/29/07	A	L, 63-39

**PURDUE FORT WAYNE**

(UTM leads 2-0)

H: 1-0 Date	A: 1-0 H/A/N	N: 0-0 Result
12/4/05	H	W, 69-60
2/19/07	A	W, 71-59

**IUPUI**

(IUPUI leads 1-0)

H: 0-0 Date	A: 0-1 H/A/N	N: 0-0 Result
11/13/18	A	L, 73-72

**JACKSON INDEPENDENTS**

(UTM leads 2-0)

H: 2-0 Date	A: 0-0 H/A/N	N: 0-0 Result
1972	H	W, 57-42
1972	H	W, 61-49

**JACKSONVILLE STATE**

(UTM leads 19-17)

H: 10-7 Date	A: 7-11 H/A/N	N: 1-0 Result
3/3/83	N	W, 74-59
1/20/86	A	W, 89-69
2/18/86	H	W, 85-69
2/7/86	A	W, 76-53
2/16/86	A	W, 81-57
1/4/88	H	L, 79-76
2/1/86	A	L, 74-64
12/10/88	A	L, 72-65
1/28/89	H	L, 87-52
1/6/90	H	L, 85-80 (OT)
2/3/90	A	L, 85-77 (OT)
1/26/91	H	L, 88-84
2/23/91	A	L, 101-93
1/15/04	H	W, 79-70
1/13/05	A	L, 70-59
12/10/05	H	W, 74-66
1/28/06	A	L, 84-55
12/9/06	A	L, 74-59
1/27/06	H	W, 84-68
12/8/07	H	L, 71-58
1/26/08	A	L, 64-52
1/17/09	A	L, 55-49
2/12/09	H	L, 64-58
1/16/10	H	L, 63-55
2/11/10	A	L, 56-51
11/15/11	A	W, 74-67
2/10/11	H	W, 91-60
2/6/12	H	W, 99-67
2/25/12	A	W, 87-52
12/31/12	H	W, 93-63
12/30/13	A	W, 88-75
1/17/15	H	W, 67-47
1/16/16	A	W, 63-53
12/29/16	H	W, 94-83
1/25/18	A	W, 61-57 (OT)
2/7/19	H	W, 77-72

**JACKSON STATE CC**

(UTM leads 9-0)

H: 3-0 Date	A: 4-0 H/A/N	N: 0-0 Result
1969		W, 48-36
1970	A	W, 37-12
1970	A	W, 9-5
1971	H	W, 64-23
1971	A	W, 54-43
1971		W, 69-24

1972	A	W, 54-45
1973	H	W, 65-32
1975	H	W, 61-55

**KANSAS**

(KU leads 1-0)

H: 0-0 Date	A: 0-0 H/A/N	N: 0-1 Result
12/19/98	N	L, 68-56

**KENTUCKY**

(UK leads 6-1)

H: 1-1 Date	A: 0-5 H/A/N	N: 0-0 Result
1972	H	W, 64-44
1973	A	L, 50-48
No. 19 1/22/76	A	L, 63-56
11/22/98	H	L, 90-60
12/28/99	A	L, 93-55
12/22/09	A	L, 87-47
No. 11 12/30/10	A	L, 47-68

**KENTUCKY WESLEYAN**

(UTM leads 4-0)

H: 4-0 Date	A: 0-0 H/A/N	N: 0-0 Result
1/22/85	H	W, 93-61
11/22/03	H	W, 84-71
11/21/04	H	W, 70-62
11/22/05	H	W, 75-63

**LAMBUTH**

(UTM leads 28-16)

H: 7-1 Date	A: 4-5 H/A/N	N: 0-0 Result
1970		W, 31-15
1970		L, 16-13
1970		W, 53-41
1971		W, 43-32
1971		L, 42-34
1971		W, 47-38
1971		L, 52-40
1971		W, 54-37
1971		W, 58-42
1972		W, 62-49
1972		W, 46-33
1972		W, 51-50
1972		W, 72-39
1973		W, 58-42
1973		L, 40-39
1973		L, 61-58
1974		W, 59-52
1974		W, 93-64
1974		W, 66-48
1975		W, 81-46
1975		W, 75-40
1976		W, 72-36
1976		L, 53-34
1977		L, 76-64
1977		L, 79-56
1978		L, 71-65
1978		L, 78-58
11/23/82	A	W, 76-64
2/3/83	A	W, 61-56
11/22/83	H	W, 103-74
1/17/84	A	L, 71-67
1/8/85	A	W, 88-69
1/18/85	H	W, 101-90
12/3/85	H	W, 80-79
1/7/86	A	W, 86-60
11/21/86	H	W, 83-70
12/9/86	A	L, 57-56
11/21/87	H	W, 74-72
12/9/87	A	L, 78-63
12/1/88	H	L, 81-73
11/20/89	A	L, 89-79
12/7/89	H	W, 98-79
11/26/90	A	L, 89-86
12/6/90	H	W, 77-63

**LAMAR**

(LU leads 1-0)

H: 0-0 Date	A: 0-1 H/A/N	N: 0-0 Result
11/24/09	A	L, 84-54

**LANE COLLEGE**

(UTM leads 1-0)

H: 1-0 Date	A: 0-0 H/A/N	N: 0-0 Result
2/15/82	H	W, 88-67

**LA SALLE**

(LaSalle leads 1-0)

H: 0-0 Date	A: 0-1 H/A/N	N: 0-0 Result
11/19/06	A	L, 72-55

**LEES MCRAE**

(UTM leads 2-0)

H: 2-0 Date	A: 0-0 H/A/N	N: 0-0 Result
11/19/00	H	W, 88-42
11/17/02	H	W, 87-55

**LIBERTY**

(UTM leads 1-0)

H: 0-0 Date	A: 1-0 H/A/N	N: 0-0 Result
12/20/99	A	W, 75-71

**LINCOLN MEMORIAL**

(UTM leads 2-0)

H: 1-0 Date	A: 1-0 H/A/N	N: 0-0 Result
1/11/92	H	W, 78-72
2/15/92	A	W, 68-58

**LIPSCOMB**

(UTM leads 4-1)

H: 1-0 Date	A: 3-1 H/A/N	N: 0-0 Result
11/30/91	A	W, 85-79
15/15/02	A	W, 75-60
11/9/07	H	W, 66-53
11/20/09	A	L, 61-56
12/9/18	A	W, 62-53

**LIVINGSTON** (West Alabama)

(LU leads 10-6)

H: 5-3 Date	A: 1-5 H/A/N	N: 0-2 Result
1980	N	L, 85-61
11/27/81	N	L, 79-73
12/10/84	H	W, 92-85
1/6/86	H	W, 78-73
2/3/86	A	L, 83-61
1/24/87	A	L, 94-81
2/22/87	H	L, 68-66
2/6/88	H	W, 86-80 (OT)
3/2/88	A	L, 75-71
1/9/89	H	L, 85-65
2/6/89	A	L, 62-61
1/15/90	A	W, 82-66
2/12/90	H	W, 67-62
1/21/91	A	L, 68-64
2/16/91	H	L, 74-63
2/20/92	H	W, 78-62

**LONG BEACH STATE**

(UTM ties 1-1)

H: 0-0 Date	A: 0-1 H/A/N	N: 1-0 Result
1971	N	W, 53-43
12/19/99	A	L, 90-65

**LOUISIANA MONROE**

(UTM leads 1-0)

H: 0-0 Date	A: 0-0 H/A/N	N: 1-0 Result
11/25/00	N	W, 58-53

**LOUISIANA STATE**

(LSU leads 1-0)

H: 0-0 Date	A: 0-1 H/A/N	N: 0-0 Result
11/24/01	A	L, 95-47

**LOUISVILLE**

(Louisville leads 8-0)

H: 0-2 Date	A: 0-6 H/A/N	N: 0-0 Result
12/28/10	A	L, 67-92
No. 14 12/28/11	A	L, 70-57
No. 6 11/26/12	H	L, 79-61
11/16/14	A	L, 77-43
12/28/15	A	L, 88-66
No. 5 11/11/16	H	L, 100-57
No. 4 12/5/17	A	L, 91-56
No. 4 12/4/18	A	L, 102-62

**LOYOLA**

(LU leads 1-0)

H: 0-0 Date	A: 0-0 H/A/N	N: 0-1 Result
12/29/02	N	L, 89-57

**MARSHALL**

(MU leads 1-0)

H: 0-0 Date	A: 0-1 H/A/N	N: 0-0 Result
12/20/09	A	L, 65-48

**MARTIN METHODIST**

(UTM leads 2-0)

H: 2-0 Date	A: 0-0 H/A/N	N: 0-0 Result
12/2/95	H	W, 99-80
11/23/96	H	W, 72-61

**MEMPHIS**

(UM leads 26-10)

H: 4-10 Date	A: 4-15 H/A/N	N: 1-2 Result
1969	H	W, 54-25
1970	N	W, 29-23
1970	A	W, 52-26
1970	H	W, 72-38
1971	H	W, 62-28
1971	A	W, 44-30
1972	A	W, 51-33
1973	N	L, 54-27
1974	H	L, 66-63
1975	A	L, 72-39
1976	H	L, 79-33
1976	N	L, 76-63
1977	H	L, 102-39
1977	H	L, 78-64
1978	A	L, 94-68
1978	H	W, 73-66
1979	A	L, 77-61
1980	H	L, 74-65
11/23/81	A	L, 100-58
12/3/82	H	L, 82-63
12/11/92	A	L, 95-69
2/18/93	A	L, 101-89
12/1/93	A	L, 86-74
2/14/94	H	L, 81-67
12/15/94	A	L, 75-56
2/2/95	H	L, 93-76
1/23/96	A	L, 99-59
11/29/96	A	L, 83-52
1/22/97	H	L, 81-58
12/6/03	A	L, 80-52
12/4/04	H	L, 77-74
12/7/05	A	L, 73-50
12/3/06	A	W, 69-60
11/22/09	A	L, 68-51
12/4/11	A	L, 90-69
3/17/16	A	W, 79-73

**MIAMI (Fla.)**

(UTM leads 1-0)

H: 0-0 Date	A: 1-0 H/A/N	N: 0-0 Result
12/15/82	A	W, 95-81

**MIAMI (Ohio)**

(UTM leads 2-0)

H: 1-0 Date	A: 1-0 H/A/N	N: 0-0 Result
12/15/14	A	W, 90-57
12/15/15	H	W, 74-47

**MIDDLE TENNESSEE**

(MTSU leads 31-7)

H: 5-12	A: 2-16	N: 0-3
Date	H/A/N	Result
1969	H	W, 52-51
1971	A	W, 52-49
1974	N	L, 77-69
1975	A	L, 91-66
1975	H	L, 81-76
1975	H	L, 87-79
1976	N	L, 69-67
1/31/78	H	W, 74-35
1978	H	L, 70-54
1978	A	L, 73-69
1980	A	L, 63-49
1980	H	L, 75-62
1/24/83	H	L, 75-68
2/21/83	A	L, 86-65
1/23/84	A	L, 67-55
2/7/84	H	L, 86-79
1/10/85	A	L, 95-55
2/14/85	A	L, 80-64
1/16/92	H	L, 90-69
2/3/92	A	L, 110-66
1/18/93	H	L, 76-54
2/8/93	A	L, 81-73
1/3/94	H	L, 83-65
1/31/94	A	L, 84-60



1/5/95	A	L, 105-96
1/30/95	H	L, 95-89
1/27/96	A	L, 96-78
2/26/96	H	L, 76-70
1/27/97	H	L, 73-36
2/22/97	A	L, 68-50
1/5/98	A	W, 57-32
1/31/98	H	W, 83-71
3/1/98	N	L, 59-58
1/2/99	H	W, 90-70
1/28/99	L	88-71
1/29/00	H	W, 73-70
2/26/00	A	L, 78-77
12/5/01	A	L, 73-55

<b>MILLIGAN</b> (UTM leads 1-0)		
H: 0-0	A: 1-0	N: 0-0
Date	H/A/N	Result
1977	A	W, 98-40

<b>MISSISSIPPI COLLEGE</b> (UTM leads 4-3)		
H: 3-0	A: 0-3	N: 1-0
Date	H/A/N	Result
1972	N	W, 56-37
2/11/84	H	W, 89-86
2/25/85	A	L, 101-79
1/20/90	H	W, 96-92
2/17/90	A	L, 79-58
12/22/90	A	L, 73-67
3/2/91	H	W, 75-65

<b>MISSISSIPPI STATE</b> (MSU leads 5-0)		
H: 0-2	A: 0-3	N: 0-0
Date	H/A/N	Result
1980	A	L, 85-61
12/12/81	A	L, 63-59
12/18/85	H	L, 85-71
11/25/96	A	L, 73-46
12/16/03	H	L, 94-61

<b>MISSISSIPPI FOR WOMEN</b> (UTM leads 10-6)		
H: 4-2	A: 4-3	N: 2-1
Date	H/A/N	Result
1971	N	W, 47-46
1971	N	L, 43-25
1980	N	W, 66-52
1/19/85	H	L, 81-76
12/6/85	A	L, 82-78
12/20/86	A	L, 65-64 (OT)
1/18/88	A	L, 79-77
2/14/88	H	W, 86-65
1/16/89	A	W, 73-66
2/25/89	H	L, 84-82 (OT)
1/11/90	H	W, 88-70
2/22/90	A	W, 85-67
2/2/91	A	W, 90-75
2/18/91	H	W, 81-70
1/18/92	A	W, 76-50
2/29/92	H	W, 79-56

<b>MISSISSIPPI VALLEY STATE</b> (UTM leads 3-0)		
H: 1-0	A: 1-0	N: 1-0
Date	H/A/N	Result
12/7/02	A	W, 70-60
12/30/09	N	W, 69-65
12/29/18	H	W, 110-51

<b>MISSOURI</b> (MU Leads 6-0)		
H: 0-1	A: 0-5	N: 0-0
Date	H/A/N	Result
12/14/08	A	L, 74-23
12/7/10	A	L, 30-53
12/3/12	A	L, 82-71
11/23/13	H	L, 77-74
12/22/14	A	L, 74-65
12/17/16	A	L, 80-69

<b>MISSOURI S&amp;T</b> (UMR leads 1-0)		
H: 0-0	A: 0-0	N: 0-1
Date	H/A/N	Result
11/25/88	N	L, 64-60

<b>MISSOURI SOUTHERN STATE</b> (UTM leads 1-0)		
H: 0-0	A: 1-0	N: 0-0
Date	H/A/N	Result
1972	N	W, 52-44

<b>MISSOURI ST. LOUIS</b> (UTM leads 1-0)		
H: 1-0	A: 0-0	N: 0-0
Date	H/A/N	Result
1980	H	W, 68-55

<b>MISSOURI WESTERN</b> (UTM leads 1-0)		
H: 0-0	A: 0-0	N: 1-0
Date	H/A/N	Result
12/4/87	N	W, 73-57

<b>MOREHEAD STATE</b> (MOR leads 28-23)		
H: 11-11	A: 10-16	N: 2-1
Date	H/A/N	Result

2/1/93	A	L, 84-76
3/1/93	H	L, 77-69
1/13/94	H	L, 80-73
2/19/94	A	L, 97-83
1/26/95	A	W, 83-78
2/20/95	H	W, 78-61
12/21/95	N	L, 72-68
1/13/96	H	L, 88-86
2/12/96	A	W, 90-85
1/18/97	A	L, 83-72
2/17/97	H	W, 69-67
12/8/97	H	W, 80-65
1/14/98	A	W, 86-63
12/5/98	A	W, 91-77
1/20/00	A	W, 78-73
2/17/00	H	W, 92-83 (OT)
1/20/01	H	L, 86-72
2/17/01	A	L, 75-65
2/26/01	A	L, 90-66
1/26/02	A	L, 90-79
2/21/02	H	L, 91-82
1/25/03	H	W, 83-77
2/24/03	A	L, 79-65
3/4/03	H	W, 80-75
1/10/04	A	L, 71-65
1/29/04	H	L, 90-86 (OT)
1/8/05	H	W, 77-60
1/27/05	A	W, 55-50
2/13/06	A	L, 62-52
12/18/06	H	W, 73-57
1/13/07	A	L, 67-47
2/27/07	A	W, 61-57
12/17/07	A	L, 65-50
1/12/08	H	L, 70-46
12/4/08	A	L, 82-54
2/28/08	H	L, 72-50
12/3/09	H	L, 59-42
2/27/10	A	L, 76-50
12/2/10	A	L, 82-103
2/26/11	H	W, 88-69
3/04/11	N	W, 79-69
1/23/12	A	W, 81-61
1/19/13	H	W, 75-56
1/18/14	A	W, 74-52
1/10/15	H	W, 99-70
1/9/16	A	W, 85-67
12/31/16	H	L, 89-68
1/13/18	H	L, 81-76 (OT)
2/22/18	A	L, 88-75
1/19/19	A	L, 85-75
3/8/19	N	W, 68-58

<b>MURRAY STATE</b> (UTM leads 53-35)		
H: 30-14	A: 20-19	N: 3-2
Date	H/A/N	Result

1970	H	W, 57-21
1970	H	W, 52-43
12/6/71	A	W, 35-15
12/12/71	H	W, 48-25
12/26/72	H	W, 68-29
12/28/72	A	W, 54-44
12/5/73	H	W, 52-36
12/10/73	A	W, 52-39
12/4/74	N	W, 63-39
1/30/75	A	L, 66-52
12/26/75	A	L, 61-52
1/14/76	H	W, 62-53
12/18/76	H	W, 67-61
2/24/77	H	W, 68-60
12/16/78	H	W, 77-69
11/30/79	H	L, 86-72
1/5/80	A	L, 75-61
11/22/80	A	L, 68-63
12/13/80	H	L, 63-60
1/29/81	H	L, 73-62
2/4/82	H	L, 106-80
2/25/82	A	W, 79-77
11/30/82	A	W, 82-72

1/6/83	H	W, 73-65
11/30/84	H	L, 90-69
12/14/84	A	L, 110-80
12/4/86	H	L, 73-67
11/27/87	A	L, 70-61
12/2/91	A	L, 102-89
1/6/92	H	L, 84-73
1/14/93	A	L, 88-85
2/11/93	H	L, 80-68
1/22/94	A	W, 93-81
2/28/94	H	W, 87-81
1/21/95	H	W, 74-69
2/27/95	A	W, 77-72
1/20/96	H	L, 80-71
2/17/96	A	L, 75-63
1/6/97	H	W, 65-57
2/1/97	H	L, 62-52
1/10/98	H	W, 64-52
2/7/98	A	W, 82-49
1/9/99	A	W, 64-62
2/6/99	H	W, 69-49
1/8/00	H	W, 71-55
2/5/00	A	L, 62-46
1/6/01	A	W, 54-44
2/3/01	H	W, 65-46
12/9/01	H	L, 66-65
2/2/02	A	W, 66-50
2/1/03	A	W, 78-63
3/1/03	H	W, 52-50
1/20/04	A	L, 70-67
2/17/04	H	L, 71-70
1/18/05	H	W, 75-72 (OT)
1/15/05	A	W, 75-70
1/21/06	H	L, 83-64
2/25/06	A	L, 58-45
1/20/07	A	L, 67-59
2/24/07	H	W, 62-60
3/2/07	N	L, 66-65 (OT)
1/19/08	H	L, 71-52
3/1/08	A	L, 83-48
1/5/09	H	L, 64-62
2/23/09	A	L, 82-68
1/4/10	A	L, 55-47
1/30/10	H	W, 77-65
12/22/10	H	W, 89-78
1/29/11	A	W, 86-64
2/4/12	H	W, 84-67
1/26/12	A	W, 91-67
3/2/12	N	W, 102-77
1/5/13	H	L, 82-72
2/23/13	A	W, 72-60
1/4/14	A	W, 88-87
2/22/14	H	W, 84-67
1/31/15	A	W, 95-86
2/28/15	H	W, 87-74
1/30/16	H	W, 92-62
2/27/16	A	W, 70-49
3/2/16	N	L, 78-76
1/28/17	A	W, 90-70
2/25/17	H	W, 83-82
1/6/18	A	W, 97-80
2/3/18	H	W, 85-67
1/10/19	H	W, 75-67
2/21/19	A	L, 76-73
3/7/19	N	W, 77-56

<b>NATIONAL COLLEGE</b> (UTM leads 1-0)		
H: 1-0	A: 0-0	N: 0-0
Date	H/A/N	Result
11/19/81	H	W, 82-75

<b>NEBRASKA</b> (NU leads 1-0)		
H: 0-0	A: 0-1	N: 0-0
Date	H/A/N	Result
12/7/04	A	L, 69-60

<b>NEW HAMPSHIRE</b> (UNH leads 1-0)		
H: 0-0	A: 0-0	N: 0-1
Date	H/A/N	Result
11/18/07	N	L, 71-59

<b>NEW ORLEANS</b> (UTM leads 1-0)		
H: 1-0	A: 0-0	N: 0-0
Date	H/A/N	Result
1977	H	W, 77-40

<b>NICHOLLS STATE</b> (UTM leads 2-0)		
H: 0-0	A: 0-0	N: 2-0
Date	H/A/N	Result
11/15/95	N	W, 73-63
11/26/99	N	W, 73-65

<b>NORTH ALABAMA</b> (UNA leads 13-4)		
H: 3-4	A: 0-8	N: 1-0
Date	H/A/N	Result
1978		L, 79-71
1980	N	W, 63-59
1/26/84	A	L, 74-64
2/22/84	H	L, 76-58
2/20/85	A	L, 97-86
1/4/86	H	W, 81-66
2/6/86	A	L, 99-82
1/15/87	H	W, 89-59
2/12/87	A	L, 79-77
2/25/88	H	L, 78-67
1/12/89	H	W, 72-70 (OT)
2/23/89	A	L, 75-44
1/18/90	A	L, 88-76 (OT)
3/1/90	H	L, 80-79
1/7/91	A	L, 83-57
2/4/91	H	L, 99-83
1/2/92	A	L, 85-72

<b>NORTH CAROLINA</b> (UNC leads 4-0)		
H: 0-0	A: 0-3	N: 0-1
Date	H/A/N	Result
No. 9 1/7/02	A	L, 90-67
No. 2 12/3/03	A	L, 101-63
No. 4 12/2/04	A	L, 96-36
No. 12 3/23/14	N	L, 60-58

<b>NORTH CAROLINA A&amp;T</b> (NCA&T leads 2-0)		
H: 1-0	A: 0-1	N: 0-0
Date	H/A/N	Result
11/14/16	A	L, 74-59
11/30/17	H	W, 76-63

<b>NORTH DAKOTA</b> (UTM leads 1-0)		
H: 0-0	A: 0-0	N: 1-0
Date	H/A/N	Result
11/14/15	N	W, 84-58

<b>UNC ASHEVILLE</b> (Series Tied 1-1)		
H: 1-1	A: 0-0	N: 0-0
Date	H/A/N	Result
12/21/02	H	W, 85-78 (OT)
1/3/04	H	L, 56-53

<b>UNC GREENSBORO</b> (UTM leads 1-0)		
H: 0-0	A: 0-0	N: 1-0
Date	H/A/N	Result
1971	N	W, 54-50

<b>UNC WILMINGTON</b> (UNCW leads 1-0)		
H: 0-0	A: 0-1	N: 0-0
Date	H/A/N	Result
12/2/00	A	L, 58-56

<b>NORTHERN IOWA</b> (UNI leads 1-0)		
H: 0-1	A: 0-0	N: 0-0
Date	H/A/N	Result
11/18/01	H	L, 69-53

<b>NORTHERN KENTUCKY</b> (Series is tied 1-1)		
H: 0-0	A: 1-0	N: 0-1
Date	H/A/N	Result
12/19/81	A	W, 74-68
11/30/13	N	70-61

<b>NORTHWESTERN</b> (NU leads 4-0)		
H: 0-1	A: 0-3	N: 0-0
Date	H/A/N	Result
11/9/12	A	L, 79-69
12/22/16	A	L, 82-59
11/18/17	H	L, 7

**NORTHWESTERN STATE**

(Series Tied 1-1)

H: 0-0	A: 0-0	N: 1-1
Date	H/A/N	Result
11/25/01	N	L, 59-58
12/30/08	N	W, 59-53

**NOTRE DAME**

(ND leads 1-0)

H: 0-0	A: 0-0	N: 0-1
Date	H/A/N	Result
No. 2 3/24/13	N	L, 97-64

**OHIO**

(Ohio leads 2-1)

H: 1-0	A: 0-2	N: 0-0
Date	H/A/N	Result
12/18/01	A	L, 97-87 (OT)
12/4/02	H	W, 75-66
11/18/16	A	L, 72-55

**OHIO STATE**

(OSU leads 2-0)

H: 0-0	A: 0-2	N: 0-0
Date	H/A/N	Result
12/20/99	A	L, 75-36
12/17/13	A	L, 82-60

**OLE MISS**

(Series tied 1-1)

H: 1-0	A: 0-1	N: 0-0
Date	H/A/N	Result
1999	H	W, 77-66
3/18/15	A	L, 80-70

**ORAL ROBERTS**

(UTM leads 3-2)

H: 2-0	A: 1-2	N: 0-0
Date	H/A/N	Result
12/18/93	A	W, 83-61
1/27/94	H	W, 82-75
1/16/95	H	W, 82-63
2/11/95	A	L, 79-68
12/10/16	A	L, 82-53

**PEPPERDINE**

(PEP leads 1-0)

H: 0-0	A: 0-0	N: 1-0
Date	H/A/N	Result
11/22/14	N	L, 59-58

**PERKINSTON JC**

(UTM leads 1-0)

H: 0-0	A: 0-0	N: 1-0
Date	H/A/N	Result
1973	N	W, 57-42

**PRINCETON**

(PU leads 1-0)

H: 0-0	A: 0-1	N: 0-0
Date	H/A/N	Result
11/27/02	A	L, 92-74

**PURDUE**

(Purdue leads 3-0)

H: 0-1	A: 0-2	N: 0-0
Date	H/A/N	Result
No. 16 11/20/11	A	L, 65-39
No. 14 12/9/12	H	L, 68-60
12/18/17	A	L, 60-58

**QUINCY COLLEGE**

(UTM leads 1-0)

H: 0-0	A: 0-0	N: 1-0
Date	H/A/N	Result
11/26/88	N	W, 78-59

**QUINNIPIAC**

(UTM leads 1-0)

H: 1-0	A: 0-0	N: 0-0
Date	H/A/N	Result
11/16/13	H	W, 102-97 (OT)

**RHODE ISLAND**

(RIU leads 1-0)

H: 0-0	A: 0-0	N: 0-1
Date	H/A/N	Result
11/27/04	N	L, 79-66

**RHODES COLLEGE**

(UTM leads 1-0)

H: 1-0	A: 0-0	N: 0-0
Date	H/A/N	Result
12/7/17	H	W, 90-49

**RICE**

(RU leads 1-0)

H: 0-0	A: 0-0	N: 0-1
Date	H/A/N	Result
12/29/08	N	L, 66-57

**RUST COLLEGE**

(Series Tied 1-1)

H: 1-0	A: 0-1	N: 0-0
Date	H/A/N	Result
2/9/82	H	W, 68-61
1/15/85	A	L, 85-66

**SAINT LOUIS**

(UTM leads 7-3)

H: 4-1	A: 3-2	N: 0-0
Date	H/A/N	Result
12/4/93	H	W, 68-65
1/6/94	A	L, 85-82 (2OT)
11/29/94	A	W, 73-70
1/13/95	H	W, 78-76 (OT)
12/9/95	A	W, 85-73
1/2/96	H	L, 90-76 (OT)
11/18/06	A	L, 66-65
11/27/07	H	W, 71-68
11/20/11	A	W, 70-55
12/6/12	H	W, 78-62

**SAINT MARYS**

(SMC leads 1-0)

H: 0-0	A: 0-0	N: 0-1
Date	H/A/N	Result
12/17/17	N	L, 69-58

**SAMFORD**

(UTM leads 10-6)

H: 7-1	A: 3-5	N: 0-0
Date	H/A/N	Result
12/30/97	A	W, 76-67
12/12/98	H	W, 93-74
12/30/99	A	L, 77-68
12/16/00	H	W, 71-62
1/17/04	H	W, 54-52
1/15/05	A	W, 75-72 (OT)
1/5/06	H	W, 58-50
1/26/06	A	L, 59-50
1/4/07	A	W, 64-55
1/25/07	H	W, 63-51
1/5/08	H	L, 62-46
1/24/08	A	L, 56-41
11/26/14	A	L, 79-75
12/5/15	H	W, 52-50
11/23/16	A	L, 69-62
11/6/18	H	W, 89-68

**SAN DIEGO STATE**

(UTM leads 1-0)

H: 1-0	A: 0-0	N: 0-0
Date	H/A/N	Result
12/29/03	H	W, 59-56

**SAN JOSE STATE**

(SJS leads 1-0)

H: 0-0	A: 0-1	N: 0-0
Date	H/A/N	Result
12/14/97	A	L, 61-60

**SIENA**

(SU leads 1-0)

H: 0-0	A: 0-0	N: 0-1
Date	H/A/N	Result
11/26/04	N	L, 60-57

**SIUE**

(UTM leads 17-8)

H: 10-3	A: 6-5	N: 1-0
Date	H/A/N	Result
11/28/86	A	W, 77-67
12/16/86	H	W, 69-63
12/16/87	H	W, 73-70
1/4/89	A	L, 81-77
2/13/89	H	L, 70-68
1/27/92	H	W, 77-70
2/22/92	A	W, 86-82
11/24/08	H	W, 73-70
1/25/10	A	L, 49-46
1/7/12	H	W, 91-59
1/26/13	A	L, 67-66 (OT)
2/9/13	H	L, 66-63
1/25/14	H	W, 111-72
2/8/14	A	L, 65-62
2/7/15	H	W, 69-68
2/21/15	A	W, 79-72
2/6/16	A	W, 85-79
2/20/16	H	W, 86-50

1/2/17	H	L, 70-68 (OT)
2/11/17	A	W, 82-72
1/20/18	A	L, 73-70
2/15/18	H	W, 72-64
3/2/18	N	W, 69-67
1/26/19	H	W, 68-55
2/16/19	A	W, 75-48

**SOUTH ALABAMA**

(UTM leads 1-0)

H: 1-0	A: 0-0	N: 0-0
Date	H/A/N	Result
11/25/83	H	W, 67-65

**SOUTHEAST MISSOURI**

(UTM leads series 39-30)

H: 21-12	A: 17-18	N: 1-0
Date	H/A/N	Result
2/15/77	H	W, 83-33
12/1/77	A	W, 74-40
1/24/78	H	W, 67-47
2/16/79	H	W, 73-48
12/14/79	A	W, 64-61
11/27/82	H	W, 82-78
12/7/84	H	L, 85-73
2/6/85	A	L, 71-57
11/25/85	A	L, 79-68
12/12/85	H	L, 71-59
11/26/86	A	L, 78-59
1/26/87	H	L, 67-65
12/2/87	H	L, 79-78
2/11/88	A	L, 73-66
11/28/88	A	L, 81-51
1/2/89	H	L, 72-68
12/1/89	A	L, 78-66
1/28/93	H	L, 69-50
2/24/93	A	L, 80-56
1/24/94	A	L, 96-61
2/26/94	H	L, 84-76
1/23/95	H	L, 63-61
2/25/95	A	W, 91-89
1/11/96	A	L, 86-68
2/8/96	H	W, 86-84
1/9/97	A	W, 66-53
2/20/97	H	W, 61-60
1/19/98	H	W, 80-58
2/16/98	A	W, 79-64
1/16/99	A	L, 75-55
2/13/99	H	W, 84-70
1/13/00	H	W, 71-65
2/10/00	A	W, 74-64
1/13/01	A	L, 79-69
2/10/01	A	L, 80-67
2/27/01	A	W, 68-63
1/17/02	H	L, 64-59
2/14/02	A	L, 61-51
1/20/03	A	L, 70-49
2/17/03	H	W, 60-59
2/5/04	A	L, 83-60
2/28/04	H	W, 78-75 (OT)
2/3/07	H	W, 63-54
2/17/07	A	L, 58-52
2/2/08	A	L, 58-51 (OT)
2/16/08	H	L, 53-43
1/22/09	H	L, 62-54
2/21/09	A	L, 58-39
1/21/10	A	W, 49-46
2/20/10	H	W, 65-43
01/19/11	H	W, 92-62
2/19/11	A	W, 85-55
1/28/12	H	W, 88-47
2/18/12	A	W, 77-44
1/16/13	A	W, 82-71
2/16/13	H	W, 75-61
1/13/14	H	W, 100-71
2/15/14	A	W, 102-70
1/24/15	H	W, 96-55
2/11/15	A	W, 78-60
1/24/16	A	W, 84-74
2/10/16	H	W, 95-65
1/14/17	H	L, 82-79
2/18/17	A	W, 82-73
2/10/18	H	W, 72-65
2/24/18	A	W, 69-68
2/28/18	N	W, 63-60
1/5/19	A	W, 80-73
2/14/19	H	W, 61-50

**SOUTHERN ILLINOIS**

(UTM leads 11-9)

H: 5-3	A: 6-5	N: 0-1
Date	H/A/N	Result
2/2/73	H	W, 40-24
2/17/73	A	W, 31-19
1/19/74	A	W, 45-43

2/1/75	A	W, 48-44
2/13/76	H	L, 62-61
1/28/77	A	L, 73-35
1/29/79	N	L, 74-53
1/23/81	A	L, 97-79
1/8/82	H	W, 68-66
2/12/83	A	L, 79-39
12/19/00	A	L, 67-74
11/29/01	H	L, 82-67
11/12/10	A	W, 62-50
12/18/11	H	W, 91-70
12/23/13	A	W, 85-55
11/14/14	H	L, 87-78
11/25/15	A	W, 70-63
11/29/16	H	W, 76-68
11/10/17	A	L, 84-72
11/9/18	H	W, 95-94

**SOUTHERN MISS**

(UTM leads series 2-1)

H: 1-0	A: 1-1	N: 0-0
Date	H/A/N	Result
11/27/99	A	L, 81-65
11/16/11	A	W, 88-69
12/18/12	H	W, 87-80 (OT)

**SOUTH FLORIDA**

(USF leads 1-0)

H: 0-0	A: 0-1	N: 0-0
Date	H/A/N	Result
11/20/05	A	L, 78-44

**SOUTHWESTERN**

(UTM leads 1-0)

H: 0-0	A: 0-0	N: 1-0
Date	H/A/N	Result
1972	N	W, 60-35

**STANFORD**

(SU leads 1-0)

H: 0-0	A: 0-0	N: 0-1
Date	H/A/N	Result
No. 4 11/18/12	N	L, 92-68

**STEPHEN F AUSTIN**

(SFA leads 1-0)

A: 0-0	A: 0-0	N: 0-1
Date	H/A/N	Result
1974	N	L, 90-61

**STETSON**

(Series Tied 1-1)

H: 0-0	A: 1-1	N: 0-0
Date	H/A/N	Result
12/18/82	A	W, 75-57
12/14/93	A	L, 77-73

**ST JOSEPH'S**

(SJU leads 1-0)

H: 0-1	A: 0-0	N: 0-0
Date	H/A/N	Result
12/20/92	H	L, 88-70



2/25/84	A	L, 88-72
1/24/91	A	L, 76-70
2/13/91	H	L, 73-72
1/8/92	A	W, 67-63
1/29/92	H	W, 79-77
1/25/93	A	L, 84-66
2/15/93	H	L, 85-62
1/8/94	A	L, 87-63
2/9/94	H	L, 93-81
1/7/95	A	L, 99-67
2/8/95	H	W, 81-78
1/8/96	A	L, 84-77
2/3/96	H	W, 66-51
11/30/96	N	L, 82-65
1/11/97	H	W, 66-62
2/10/97	A	L, 86-50
1/26/98	A	W, 80-71
2/19/98	A	W, 77-62
2/24/98	H	W, 80-75
1/23/99	H	W, 82-68
2/20/99	A	W, 67-59
2/26/99	A	W, 69-67
12/2/99	A	L, 87-74
1/18/00	H	L, 86-69
1/25/01	H	W, 80-77
2/6/01	A	L, 86-80
1/12/02	A	L, 68-55
2/7/02	H	W, 74-55
1/11/03	H	W, 82-70
2/10/03	A	L, 85-82
1/22/04	A	W, 70-63
2/21/04	H	W, 73-48
1/20/05	H	W, 72-63
2/19/05	A	L, 57-40
1/7/06	A	W, 62-56
2/9/06	H	W, 51-48
1/6/07	H	W, 65-57
2/8/07	A	L, 61-35
1/7/08	A	L, 58-52
2/7/08	H	W, 73-57
1/10/09	H	L, 61-54
2/7/09	A	L, 89-53
1/9/10	A	L, 51-38
2/6/10	H	W, 60-51
1/8/11	H	W, 83-67
2/5/11	A	W, 70-64
1/2/12	A	W, 114-105
1/30/12	H	W, 105-90
2/18/13	A	W, 77-58
2/17/14	H	W, 104-65
2/18/15	A	W, 64-58
3/7/15	N	L, 64-60
1/27/16	H	W, 77-50
1/7/17	A	L, 85-80 (OT)
12/28/17	H	W, 80-68
1/31/19	A	W, 73-61
3/2/19	H	W, 83-60

### TENNESSEE TECH (TTU leads 46-25)

H: 10-17	A: 5-24	N: 8-5
Date	H/A/N	Result
1969		L, 62-53
1969		W, 54-52
3/5/71	N	W, 50-41
3/6/71	N	L, 66-63
3/6/71	N	W, 54-45
1/25/72	A	L, 54-41
2/29/72	A	L, 39-31
2/15/72	H	L, 54-52
3/3/72	N	W, 52-49
3/4/72	N	L, 68-42
3/4/72	N	L, 64-42
3/11/72	N	W, 43-36
2/9/73	A	W, 49-48
1/17/74	H	L, 60-59
12/10/77	H	L, 79-70
2/16/79	H	L, 100-61
1/28/80	H	L, 89-64
2/7/81	A	L, 92-59
1/16/93	H	L, 101-59
2/6/93	A	L, 94-62
1/10/94	A	L, 81-67
2/7/94	H	L, 88-69
1/9/95	H	L, 72-57
2/6/95	A	L, 83-76 (OT)
1/6/96	A	L, 79-78
2/5/96	H	W, 75-61
1/16/97	A	L, 71-67
1/25/97	H	L, 65-45
1/3/98	A	L, 75-72
2/2/98	A	L, 73-67
2/28/98	N	W, 69-53
1/4/99	H	L, 84-82
1/30/99	A	L, 81-72

2/27/99	N	L, 86-83
1/27/00	H	L, 86-69
1/27/00	H	L, 86-69
2/24/00	A	W, 66-64
1/27/01	A	L, 87-75
2/24/01	H	W, 89-75
3/2/01	N	L, 100-70
1/21/02	A	L, 81-71
2/9/02	H	W, 58-52
1/9/03	H	W, 72-62
2/8/03	A	L, 77-70
2/14/04	A	L, 70-60
3/2/04	A	L, 76-60
2/12/05	H	L, 82-58
3/1/05	A	L, 70-51
2/2/06	H	L, 48-41
2/16/06	A	L, 66-43
2/1/07	A	L, 54-48
2/13/07	H	W, 56-55
1/31/08	H	L, 73-64
2/14/08	A	L, 73-64
1/15/09	A	L, 63-56
2/14/09	H	L, 61-55
1/14/10	H	W, 56-52
2/13/09	A	L, 85-41
1/13/11	A	L, 57-74
2/12/11	H	W, 83-56
3/5/11	N	W, 82-76
12/31/11	H	W, 83-61
3/3/12	N	W, 82-65
1/21/13	A	W, 81-63
3/9/13	N	W, 87-80 (OT)
1/20/14	H	W, 102-78
1/15/15	A	W, 79-59
1/13/16	H	W, 67-53
2/1/17	A	L, 81-71
1/27/18	A	W, 67-61
2/9/19	H	L, 80-76

### TEXAS A&M CORPUS CHRISTI (Series Tied 1-1)

H: 1-0	A: 0-1	N: 0-0
Date	H/A/N	Result
11/22/06	H	W, 69-68
12/1/07	A	L, 71-53

### TEXAS PAN AMERICAN (UTPA leads 2-0)

H: 0-1	A: 0-1	N: 0-0
Date	H/A/N	Result
12/3/07	A	L, 62-56
11/17/08	H	L, 59-48

### TEXAS SAN ANTONIO (UTSA leads 1-0)

H: 0-0	A: 0-0	N: 0-1
Date	H/A/N	Result
12/19/04	N	L, 75-59

### TEXAS SOUTHERN (UTM leads 1-0)

H: 0-0	A: 0-0	N: 1-0
Date	H/A/N	Result
12/2/94	N	W, 68-48

### TRE VECCHA (UTM leads 1-0)

H: 1-0	A: 0-0	N: 0-0
Date	H/A/N	Result
1976	H	W, 108-37

### TROY STATE (UTM leads 10-6)

H: 7-1	A: 3-5	N: 0-0
Date	H/A/N	Result
1/23/82	H	W, 84-49
12/12/83	A	L, 70-62
1/13/86	H	W, 95-75
2/15/86	A	L, 74-64
1/10/87	A	W, 84-75
2/14/87	H	W, 89-55
1/25/88	A	L, 69-56
2/22/88	H	W, 92-81
1/21/89	H	W, 93-88
2/18/89	A	W, 72-71
1/27/90	A	W, 80-66
2/24/90	H	W, 100-75
1/12/90	H	W, 78-63
2/9/90	A	L, 81-80
1/20/92	A	L, 101-66
2/8/92	H	L, 99-89

### UNION UNIVERSITY (UU leads 34-9)

H: 5-8	A: 2-10	N: 2-15
Date	H/A/N	Result
1972		W, 81-46
1972		L, 78-67
1973		L, 57-48
1973		W, 68-47
1973		L, 64-43
1974		L, 66-62
1974		L, 69-45
1974		L, 82-60
1974		L, 78-67
1975		L, 106-70
1975		L, 85-63
1976		L, 105-71
1976		L, 101-70
1977		L, 98-65
1977		L, 89-69
1978		L, 95-66
1978		L, 105-88
1979		L, 95-73
1979	A	L, 80-70
1980	H	W, 76-75
1980	H	L, 83-68
12/5/81	A	L, 73-54
2/1/82	H	L, 88-67
1/3/83	A	W, 72-67
1/15/83	H	W, 73-68
1/14/84	H	L, 78-68
1/31/84	H	L, 92-91
11/20/84	H	L, 76-69
1/26/85	A	L, 99-73
12/9/85	A	L, 94-76
1/31/86	H	W, 76-63
12/6/86	A	W, 80-76
12/12/86	H	W, 80-74
11/23/87	A	L, 87-71
2/18/88	H	L, 98-79
11/23/88	H	L, 96-73
2/16/89	A	L, 76-64
12/2/89	A	L, 86-79
1/4/90	H	W, 87-85
11/17/90	H	L, 86-84
12/8/90	H	L, 93-72
12/9/91	A	L, 88-74
2/10/92	H	L, 88-63

### UNLV (UNLV leads 1-0)

H: 0-0	A: 0-1	N: 0-0
Date	H/A/N	Result
12/21/01	A	L, 91-68

### VALDOSTA STATE (VSU leads 8-4)

H: 4-2	A: 0-6	N: 0-0
Date	H/A/N	Result
2/13/86	A	L, 92-74
2/22/86	H	W, 79-68
1/3/87	H	W, 85-70
1/8/87	A	L, 85-70
1/23/88	A	L, 94-70
2/20/88	H	W, 70-65
1/23/89	H	L, 83-82
2/20/89	A	L, 68-49
1/29/90	A	L, 94-72
2/26/90	H	L, 87-71
1/14/91	H	W, 62-59
2/11/91	A	L, 83-80

### VANDERBILT (VU leads 12-1)

H: 1-5	A: 0-7	N: 0-0
Date	H/A/N	Result
1979	A	L, 74-55
1980	H	W, 71-68
2/11/82	A	L, 88-64
12/8/82	H	L, 76-66
2/23/83	A	L, 86-79
12/1/83	A	L, 95-63
1/10/84	H	L, 84-62
No. 4 12/22/02	H	L, 101-77
12/21/08	A	L, 86-29
12/9/10	A	L, 60-72
No. 23 12/7/11	H	L, 99-84
12/21/15	A	L, 64-61
11/27/16	H	L, 79-77

### VIRGINIA TECH (VT leads 1-0)

H: 0-0	A: 0-1	N: 0-0
Date	H/A/N	Result
12/28/02	A	L, 87-55

### WESTERN CAROLINA (UTM leads 2-0)

H: 1-0	A: 1-0	N: 0-0
Date	H/A/N	Result
11/16/16	A	W, 84-72
11/26/17	H	W, 62-54

### WESTERN ILLINOIS (UTM leads 2-0)

H: 1-0	A: 0-0	N: 1-0
Date	H/A/N	Result
1976	N	W, 87-63
1/13/83	H	W, 72-64

### WESTERN KENTUCKY (WKU leads 5-0)

H: 0-3	A: 0-1	N: 0-1
Date	H/A/N	Result
1976	N	L, 78-68
1979	H	L, 69-58
1979	H	L, 52-43
1980	H	L, 81-63
3/21/16	A	L, 64-57

### WEST GEORGIA (WGU leads 7-6)

H: 3-3	A: 3-4	N: 0-0
Date	H/A/N	Result
12/13/82	A	W, 81-68
1/18/86	H	W, 90-60
2/10/86	A	W, 81-68
1/17/87	H	L, 73-72
2/9/87	A	W, 86-82
1/2/88	H	W, 84-72
1/30/88	A	L, 88-64
12/8/88	A	L, 91-46
1/30/89	H	L, 81-63
1/8/90	H	L, 72-58
2/5/90	A	L, 78-70
1/28/91	H	W, 85-82
2/25/91	A	L, 87-73

### WEST VIRGINIA (Series Tied 1-1)

H: 0-0	A: 0-0	N: 1-1
Date	H/A/N	Result
12/17/83	N	L, 69-62
12/3/00	N	W, 85-62

### WINTHROP (Series is tied 1-1)

H: 0-0	A: 0-0	N: 1-1
Date	H/A/N	Result
11/30/08	N	L, 54-49
11/29/13	N	W, 79-74

### WISCONSIN (UW leads 1-0)

H: 0-0	A: 0-0	N: 0-1
Date	H/A/N	Result
12/12/92	N	L, 83-63

### XAVIER (XU leads 1-0)

H: 0-0	A: 0-1	N: 0-0
Date	H/A/N	Result
No. 25 11/28/08	A	L, 73-41

### YOUNGSTOWN STATE (YSU leads 1-0)

H: 0-0	A: 0-0	N: 0-1
Date	H/A/N	Result
12/21/96	N	L, 96-71

## YEAR-BY-YEAR RESULTS



**NADINE GEARIN**  
Tenure: 1969-78  
Overall: 105-86 (.547)

**1969-70 (6-2) Nadine Gearin**

Murray State	W, 57-21
Memphis State	W, 54-25
Murray State	W, 52-43
Jackson State CC	W, 48-36
Tennessee Tech	L, 62-53
vs. Tennessee	W, 61-46
vs. Middle Tennessee	W, 52-51
vs. Hiwassee JC	W, 52-50
Tennessee Tech	W, 54-52
Belmont	L, 66-47

**1970-71 (16-3) Nadine Gearin****AIAW State Tournament Champions**

1/5 at Belmont	Nashville, Tenn.	L, 75-53
1/16 vs. Jackson State CC	Jackson, Tenn.	W, 37-12
1/16 at Lambuth	Jackson, Tenn.	W, 31-15
1/16 vs. Memphis State	Jackson, Tenn.	W, 29-23
1/16 at Lambuth	Jackson, Tenn.	L, 16-13
1/16 vs. Jackson State CC	Jackson, Tenn.	W, 9-5
1/19 at Lambuth	Jackson, Tenn.	W, 64-43
1/23 at Austin Peay	Clarksville, Tenn.	W, 49-36
1/30 Austin Peay	Martin, Tenn.	W, 51-37
2/6 at Belmont	Nashville, Tenn.	W, 51-45
2/20 at Memphis State	Memphis, Tenn.	W, 52-26
2/26 vs. Jackson State CC	Jackson, Tenn.	W, 69-24
2/27 at Lambuth	Jackson, Tenn.	W, 53-41
2/28 vs. Memphis State		W, 72-38
3/4 1- Tennessee		W, 39-26
3/5 1- Tennessee Tech		W, 50-41
3/5 1- Lambuth		W, 50-33
3/6 1- Tennessee Tech		L, 66-63
3/6 1- Tennessee Tech		W, 54-45
1- State Tournament		

**1971-72 (20-8) Nadine Gearin****AIAW District Champions****AIAW Regional Champions****AIAW National Tournament Participant**

12/6 at Murray State	Murray, Ky.	W, 35-15
12/12 Murray State	Martin, Tenn.	W, 48-25
1/7 at Lambuth	Jackson, Tenn.	W, 43-32
1/14 at Middle Tennessee	Murfreesboro, Tenn.	W, 52-49
1/15 at Tennessee Tech	Cookeville, Tenn.	L, 54-41
1/22 Jackson State CC	Jackson, Tenn.	W, 64-23
1/26 at Lambuth	Jackson, Tenn.	L, 42-34
1/28 vs. Miss. Univ. for Women		W, 47-46
1/28 vs. Lambuth		W, 47-38
1/29 at Tennessee Tech	Cookeville, Tenn.	L, 39-31
1/29 vs. Lambuth		L, 52-40
2/3 Austin Peay	Martin, Tenn.	W, 54-38
2/4 Memphis State	Martin, Tenn.	W, 62-28
2/15 Tennessee Tech	Martin, Tenn.	L, 54-52
2/19 at Jackson State CC	Jackson, Tenn.	W, 54-45
2/19 at Memphis State	Memphis, Tenn.	W, 44-30
2/25 1- vs. Jackson State CC	Jackson, Tenn.	W, 54-43
2/26 1- at Lambuth	Jackson, Tenn.	W, 54-37
2/26 1- at Lambuth	Jackson, Tenn.	W, 58-42
3/3 2- at Tennessee	Knoxville, Tenn.	W, 53-42
3/3 2- vs. Tennessee Tech	Knoxville, Tenn.	W, 52-49
3/4 2- vs. Tennessee Tech	Knoxville, Tenn.	L, 68-42
3/4 2- vs. Tennessee Tech	Knoxville, Tenn.	L, 64-42
3/10 3- vs. UNC Greensboro	Boone, N.C.	W, 54-50
3/11 3- vs. Tennessee Tech	Boone, N.C.	W, 43-36
3/12 3- vs. Bridgewater	Boone, N.C.	W, 52-46
3/17 4- vs. Long Beach State	Normal, Ill.	W, 53-43
3/18 4- vs. Miss. Univ. for Women	Normal, Ill.	L, 43-25
1- District Tournament		
2- State Tournament in Knoxville, Tenn.,		
3- Regional Tournament in Boone, N.C.,		
4- National Tournament in Normal, Ill.		

**1972-73 (22-4) Nadine Gearin**

12/20 Union University	Martin, Tenn.	W, 81-46
12/26 Murray State	Martin, Tenn.	W, 68-29
12/28 at Murray State	Murray, Ky.	W, 54-44
1/12 Jackson State CC	Martin, Tenn.	W, 65-32
1/13 Jackson Independents	Martin, Tenn.	W, 57-42
1/19 Austin Peay	Martin, Tenn.	W, 57-42
1/22 Lambuth	Martin, Tenn.	W, 62-49
1/26 1- vs. Southwest Missouri	Memphis, Tenn.	W, 52-44
1/27 1- vs. Mississippi College	Memphis, Tenn.	W, 56-37
1/27 1- at Memphis State	Memphis, Tenn.	W, 51-33
2/2 Southern Illinois	Martin, Tenn.	W, 40-24
2/3 Jackson Independents	Martin, Tenn.	W, 61-49
2/7 at Austin Peay	Clarksville, Tenn.	W, 44-32
2/9 vs. Chattanooga	Cookeville, Tenn.	W, 62-47
2/9 at Tennessee Tech	Cookeville, Tenn.	W, 49-48

2/10 vs. Belmont	
2/16 at Lambuth	
2/17 at Southern Illinois	
2/18 Kentucky	
2/23 2- vs. Union University	
2/23 2- at Southwestern (Tenn.)	
2/23 2- vs. Lambuth	
3/2 3- vs. Tennessee	
3/2 3- vs. Lambuth	
3/3 3- vs. East Tennessee St.	
3/3 3- vs. Tennessee	
1- Memphis State Invitational	
2- District Tournament	
3- State Tournament	

Cookeville, Tenn.	L, 60-33
Jackson, Tenn.	W, 46-33
Carbondale, Ill.	W, 31-19
Martin, Tenn.	W, 64-44
Memphis, Tenn.	L, 78-67
Memphis, Tenn.	W, 60-35
Memphis, Tenn.	W, 51-50
Maryville, Tenn.	L, 59-57 (OT)
Maryville, Tenn.	W, 72-39
Maryville, Tenn.	W, 63-30
Maryville, Tenn.	L, 61-57 (OT)

**1973-74 (6-15) Nadine Gearin**

12/5 Murray State	Martin, Tenn.	W, 52-36
12/7 at Lambuth	Jackson, Tenn.	W, 58-42
12/10 at Murray State	Murray, Ky.	W, 52-39
12/15 vs. Perkinson JC	Columbus, Miss.	W, 57-42
12/15 Belmont	Martin, Tenn.	L, 60-59
1/8 Union University	Martin, Tenn.	L, 57-48
1/9 Austin Peay	Martin, Tenn.	L, 65-52
1/17 Tennessee Tech	Martin, Tenn.	L, 60-59
1/18 at Indiana State	Terre Haute, Ind.	L, 52-41
1/19 at Southern Illinois	Carbondale, Ill.	W, 45-43
1/23 at Austin Peay	Clarksville, Tenn.	L, 53-36
1/26 at Union University	Jackson, Tenn.	W, 68-47
2/18 Lambuth		L, 65-45
2/18 Belmont	Martin, Tenn.	L, 40-39
2/15 vs. Austin Peay		L, 71-44
2/16 vs. Eastern Kentucky	Cookeville, Tenn.	L, 65-55
3/4 at Kentucky	Cookeville, Tenn.	L, 52-51
1- Lambuth	Lexington, Ky.	L, 50-48
1- Memphis State		L, 61-58
1- Union University		L, 54-27
1-District Tournament		L, 64-43

**1974-75 (11-14) Nadine Gearin**

Memphis State	Martin, Tenn.	L, 66-63
at Dyersburg State CC	Dyersburg, Tenn.	W, 65-48
12/4 at Lambuth	Jackson, Tenn.	W, 59-52
Murray State		W, 63-39
Belmont		L, 73-52
Stephen F. Austin		L, 90-61
Central Missouri		L, 69-62
Illinois State		W, 67-54
Dyersburg State CC		W, 61-44
Union University		L, 66-62
Lambuth		W, 93-64
1/30 at Murray State	Murray, Ky.	L, 66-52
1/31 Eastern Illinois	Martin, Tenn.	W, 66-43
2/1 at Southern Illinois	Carbondale, Ill.	W, 48-44
Indiana State		L, 61-57
2/4 at Union University	Jackson, Tenn.	L, 69-45
Tennessee		L, 91-76
Belmont		L, 88-59
Chattanooga		L, 75-61
Middle Tennessee		L, 77-69
2/20 1- Dyersburg State CC	Martin, Tenn.	W, 61-30
1- Union University		L, 82-60
1- Jackson State CC		W, 61-55
1- Lambuth		W, 66-48
1- Union University		L, 78-67
1- District Tournament		

**1975-76 (6-14) Nadine Gearin**

12/16 at Murray State	Murray, Ky.	L, 61-52
12/18 at Memphis State	Memphis, Tenn.	L, 72-39
12/10 at Tennessee	Knoxville, Tenn.	L, 77-50
12/12 at Chattanooga	Chattanooga, Tenn.	L, 97-61
12/15 Indiana State	Martin, Tenn.	L, 63-60
1/14 Murray State	Martin, Tenn.	W, 62-53
1/20 at Union University	Jackson, Tenn.	L, 106-70
1/24 at Middle Tennessee	Murfreesboro, Tenn.	L, 91-66
1/27 at Belmont	Nashville, Tenn.	L, 86-38
1/31 at Lambuth	Jackson, Tenn.	W, 81-46
2/3 Lambuth	Martin, Tenn.	W, 75-40
2/7 Belmont	Martin, Tenn.	L, 58-48
2/11 Illinois State	Martin, Tenn.	W, 89-85
2/13 Southern Illinois	Martin, Tenn.	L, 62-61
2/14 Union University	Martin, Tenn.	L, 85-63
2/21 East Tennessee State	Martin, Tenn.	W, 64-56
2/24 Middle Tennessee	Martin, Tenn.	L, 81-76
1- Middle Tennessee		L, 87-79
1- East Tennessee State		W, 72-53
1- Tennessee		L, 77-62
1- State Tournament		

**1976-77 (10-13) Nadine Gearin**

12/6 at Missouri State	Springfield, Mo.	W, 66-47
12/8 Memphis State	Martin, Tenn.	L, 79-33
12/11 vs. Central Missouri	Cape Girardeau, Mo.	L, 74-64
12/18 Murray State	Martin, Tenn.	W, 67-61
1/17 Lambuth	Martin, Tenn.	W, 72-36



1/21	vs. Austin Peay	Cookeville, Tenn.	W, 88-53
1/22	vs. Kentucky	Cookeville, Tenn.	L, 63-56
1/22	vs. Western Kentucky	Cookeville, Tenn.	L, 78-68
1/25	at Union University	Jackson, Tenn.	L, 105-71
1/28	at Southern Illinois	Carbondale, Ill.	L, 73-35
1/29	vs. Western Illinois	Carbondale, Ill.	W, 87-63
2/1	Union University	Martin, Tenn.	L, 101-70
2/4	at Austin Peay	Clarksville, Tenn.	W, 63-50
2/8	at Belmont	Nashville, Tenn.	L, 84-52
2/11	Austin Peay	Martin, Tenn.	W, 60-44
2/12	Trevecca	Martin, Tenn.	W, 108-37
2/15	Southeast Missouri	Martin, Tenn.	W, 83-33
2/18	at Lambuth	Jackson, Tenn.	L, 53-34
2/24	Murray State	Martin, Tenn.	W, 68-60
2/26	Chattanooga	Martin, Tenn.	L, 94-75
2/29	Belmont	Martin, Tenn.	L, 76-71
3/2	1 - vs. Middle Tennessee	Cookeville, Tenn.	L, 69-67
3/4	1 - vs. Memphis State	Cookeville, Tenn.	L, 76-63

1 - State Tournament

#### 1977-78 (5-13) Nadine Gearin

11/28	Austin Peay	Martin, Tenn.	L, 60-57
11/30	at Memphis State	Memphis, Tenn.	L, 102-39
12/1	at Southeast Missouri	Cape Girardeau, Mo.	W, 74-40
12/10	Tennessee Tech	Martin, Tenn.	L, 79-70
12/13	at Milligan	Milligan College, Tenn.	W, 98-40
12/14	at East Tennessee State	Johnson City, Tenn.	L, 76-67
1/14	Eastern Illinois	Martin, Tenn.	L, 64-57
	New Orleans		W, 77-40
1/24	Southeast Missouri	Martin, Tenn.	W, 67-47
1/31	Middle Tennessee		W, 74-35
2/6	at Union University	Jackson, Tenn.	L, 98-65
2/9	at Lambuth	Martin, Tenn.	L, 76-64
2/13	at Austin Peay	Clarksville, Tenn.	L, 66-61
2/18	at Chattanooga	Chattanooga, Tenn.	L, 89-68
2/23	Union University	Martin, Tenn.	L, 89-69
2/24	at Lambuth	Jackson, Tenn.	L, 79-56
3/1	1 - Middle Tennessee	Martin, Tenn.	L, 70-54
3/3	1 - Memphis State	Martin, Tenn.	L, 78-64

1 - State Tournament



**JUDY SOUTHARD**  
Tenure: 1978-81  
Overall: 27-51 (.346)

#### 1978-79 (11-14) Judy Southard

11/21	Memphis State	Martin, Tenn.	L, 94-68
11/28	Austin Peay	Martin, Tenn.	W, 74-67
	Union University		L, 95-66
12/9	at Austin Peay	Clarksville, Tenn.	L, 80-65
12/12	East Tennessee State	Martin, Tenn.	W, 75-65
12/15	Arkansas-Little Rock	Martin, Tenn.	W, 58-52
12/16	Murray State	Martin, Tenn.	W, 77-69
	Lambuth	Martin, Tenn.	L, 71-65
	Blue Mountain		W, 78-73
	North Alabama		L, 79-71
	Alabama-Huntsville		W, 73-63
1/26	Belmont	Martin, Tenn.	W, 70-69
1/29	at Lambuth	Jackson, Tenn.	L, 78-58
	Southern Illinois		L, 74-53
	Indiana State		L, 61-53
2/6	Union University	Martin, Tenn.	L, 105-88
	Tennessee		L, 124-60
	at Belmont	Nashville, Tenn.	W, 79-78
2/16	Southeast Missouri	Martin, Tenn.	W, 73-48
	Tennessee Tech		L, 100-61
2/21	Middle Tennessee	Martin, Tenn.	L, 73-69
2/24	Eastern Illinois	Martin, Tenn.	W, 78-72
	1 - Memphis State		W, 73-66
	1 - Tennessee		L, 96-51
	1 - East Tennessee State		L, 74-69
	1 - TCWSF State Tournament		

#### 1979-80 (5-18) Judy Southard

11/17	at Union University	Jackson, Tenn.	L, 95-73
11/19	Memphis State	Memphis, Tenn.	L, 77-61
11/30	Murray State	Martin, Tenn.	L, 86-72
12/1	at Austin Peay	Clarksville, Tenn.	L, 89-52
12/4	at Southeast Missouri	Cape Girardeau, Mo.	W, 64-61
12/8	at Western Kentucky	Bowling Green, Ky.	L, 69-58
	1 - Alabama-Huntsville	Martin, Tenn.	W, 84-55
	1 - Western Kentucky	Martin, Tenn.	L, 52-43
	1 - Austin Peay	Martin, Tenn.	W, 59-52
1/2	at Chattanooga	Chattanooga, Tenn.	L, 86-71
1/5	at Murray State	Murray, Ky.	L, 68-55
1/8	at Austin Peay	Clarksville, Tenn.	L, 75-61
1/12	Union University	Martin, Tenn.	L, 80-70
1/14	at Vanderbilt	Nashville, Tenn.	L, 74-55
1/22	Tennessee State	Martin, Tenn.	L, 63-61
1/26	Blue Mountain	Martin, Tenn.	W, 74-66
1/28	Tennessee Tech	Martin, Tenn.	L, 89-64
2/2	at Middle Tennessee	Murfreesboro, Tenn.	L, 63-49
2/4	at Blue Mountain	Blue Mountain, Miss.	W, 71-64
2/11	at East Tennessee State	Johnson City, Tenn.	L, 73-58
2/16	Tennessee	Martin, Tenn.	L, 69-55
2/23	at Eastern Illinois	Charleston, Ill.	L, 68-64
2/28	2 - vs. Tennessee	Cookeville, Tenn.	L, 81-35

- 1 - Lady Pacer Christmas Tournament
- 2 - TCWSF Tournament

#### 1980-81 (11-19) Judy Southard

11/20	Blue Mountain	Martin, Tenn.	W, 65-56
11/22	at Murray State	Murray, Ky.	L, 68-63
	Union University	Martin, Tenn.	W, 76-75
12/2	at Tennessee State	Nashville, Tenn.	W, 78-75
12/5	at Christian Brothers	Memphis, Tenn.	L, 58-47
12/12	1 - Alabama-Huntsville	Martin, Tenn.	W, 71-58
12/13	1 - Murray State	Martin, Tenn.	L, 63-60
12/14	1 - Austin Peay	Martin, Tenn.	L, 70-67
1/6	Western Kentucky	Martin, Tenn.	L, 81-63
1/8	Missouri-St. Louis	Martin, Tenn.	W, 68-55
1/10	at Mississippi State	Starkville, Miss.	L, 85-61
1/15	2 - vs. Livingston	Cleveland, Miss.	L, 85-61
1/17	2 - vs. North Alabama	Cleveland, Miss.	W, 63-59
1/19	Chattanooga	Martin, Tenn.	L, 91-74
1/21	Memphis State	Martin, Tenn.	L, 74-65
1/23	at Southern Illinois	Carbondale, Ill.	L, 97-79
1/26	East Tennessee State	Martin, Tenn.	L, 84-76
1/29	Murray State	Martin, Tenn.	L, 73-62
1/31	Austin Peay	Martin, Tenn.	L, 60-55
2/3	at Union University	Jackson, Tenn.	L, 83-68
2/7	Bethel	Martin, Tenn.	W, 86-55
	Vanderbilt		W, 71-68
	3 - Arkansas State		L, 66-46
	3 - Miss. Univ. for Women		W, 66-52
	Middle Tennessee	Martin, Tenn.	L, 75-62
	Tennessee Tech	Cookeville, Tenn.	L, 92-59
	Austin Peay	Clarksville, Tenn.	L, 68-61
	Blue Mountain		W, 50-40
	4 - Austin Peay		W, 54-53
	4 - Tennessee		L, 71-41

- 1 - Lady Pacer Christmas Invitational
- 2 - Gulf South Invitational at Delta State,
- 3 - University of Arkansas Invitational
- 4 - TCWSF Tournament



**ANNE STRUSZ**  
Tenure: 1981-83  
Overall: 31-24 (.563)

#### 1981-82 (12-14) Anne Strusz

11/19	National College	Martin, Tenn.	W, 82-75
11/23	Memphis State	Memphis, Tenn.	L, 100-58
11/27	1 - Livingston	Clarksville, Tenn.	L, 79-73
11/28	1 - Austin Peay	Clarksville, Tenn.	W, 74-68
12/5	Union University	Jackson, Tenn.	L, 73-54
12/10	Austin Peay	Clarksville, Tenn.	W, 73-53
12/12	Mississippi State	Starkville, Miss.	L, 63-59
12/18	2 - Davis-Elkins	Highland Hts., Ky.	W, 82-67
12/19	2 - Northern Kentucky	Highland Hts., Ky.	W, 74-68
1/6	Austin Peay	Martin, Tenn.	L, 69-62
1/8	Southern Illinois	Martin, Tenn.	W, 68-66
1/9	East Tennessee State	Johnson City, Tenn.	L, 76-38
1/12	Bethel	Martin, Tenn.	W, 82-49
1/20	Christian Brothers	Martin, Tenn.	L, 70-66
1/23	Troy State	Martin, Tenn.	W, 84-49
1/30	Blue Mountain	Martin, Tenn.	W, 83-66
2/1	Union University	Martin, Tenn.	L, 88-67
2/4	Murray State	Martin, Tenn.	L, 106-80
2/9	Rust College	Martin, Tenn.	W, 68-61
2/11	Vanderbilt	Nashville, Tenn.	L, 88-64
2/13	Tennessee State	Martin, Tenn.	L, 64-56
2/15	Lane College	Martin, Tenn.	W, 88-67
2/17	Chattanooga	Chattanooga, Tenn.	L, 93-89
2/22	Tennessee State	Nashville, Tenn.	L, 88-67
2/25	Murray State	Murray, Ky.	W, 79-77
2/28	3 - Austin Peay		L, 74-61
	1 - Lady Governor Invitational		
	2 - Northern Kentucky Invitational		
	3 - TCWSF Tournament		

#### 1982-83 (19-10) Anne Strusz

11/23	Lambuth	Jackson, Tenn.	W, 74-64
11/26	1 - Bethel	Martin, Tenn.	W, 101-57
11/27	1 - Southeast Missouri	Martin, Tenn.	W, 82-78
11/30	Murray State	Murray, Ky.	W, 82-72
12/3	Memphis State	Martin, Tenn.	L, 82-63
12/8	Vanderbilt	Martin, Tenn.	L, 76-66
12/11	Austin Peay	Martin, Tenn.	W, 82-68
12/13	West Georgia	Carrollton, Ga.	W, 81-68
12/15	Miami (Fla.)	DeLand, Fla.	W, 95-81
12/18	Stetson	DeLand, Fla.	W, 75-57
1/3	Union University	Jackson, Tenn.	W, 72-67
1/6	Murray State	Martin, Tenn.	W, 73-65
1/8	Arkansas State	Martin, Tenn.	W, 81-57
1/10	Tennessee State	Martin, Tenn.	L, 68-63
1/13	Western Illinois	Martin, Tenn.	W, 72-64
1/15	Union University	Martin, Tenn.	W, 73-68
1/17	Freed-Hardeman	Henderson, Tenn.	W, 107-78
1/24	Middle Tennessee	Martin, Tenn.	L, 75-68
1/28	Tennessee State	Nashville, Tenn.	L, 66-58
1/29	Alabama-Birmingham	Birmingham, Ala.	L, 83-63
2/3	Lambuth	Jackson, Tenn.	W, 61-56
2/10	Austin Peay	Clarksville, Tenn.	W, 76-74

2/12	Southern Illinois	Carbondale, Ill.	L, 79-39
2/19	Delta State	Martin, Tenn.	W, 88-84
2/21	Middle Tennessee	Murfreesboro, Tenn.	L, 86-65
2/23	Vanderbilt	Nashville, Tenn.	L, 86-79
2/28	Arkansas State	Jonesboro, Ark.	W, 89-80
3/3	2- Jacksonville State	Cleveland, Miss.	W, 74-59
3/4	2- Delta State	Cleveland, Miss.	L, 96-70
1 - Lady Pacer Thanksgiving Classic			
2 - Gulf South Conference Tournament			



**KAREN LAWLER**  
**Tenure: 1983-89**  
**Overall: 60-99 (.399)**  
**CONFERENCE: 20-32 (.385) GSC**

#### 1983-84 (9-19) Karen Lawler

11/22	Lambuth	Martin, Tenn.	W, 103-74
11/25	South Alabama	Martin, Tenn.	W, 67-65
11/28	Arkansas State	Jonesboro, Ark.	L, 79-77
12/1	Vanderbilt	Nashville, Tenn.	L, 95-63
12/3	Austin Peay	Clarksville, Tenn.	L, 88-62
12/8	Tennessee State	Martin, Tenn.	W, 71-68
12/12	Troy State	Troy, Ala.	L, 70-62
12/16	1- Georgia State	Tampa, Fla.	W, 80-72
12/17	1- West Virginia	Tampa, Fla.	L, 69-62
12/18	1- Indiana State	Tampa, Fla.	W, 75-65
1/6	Arkansas State	Martin, Tenn.	W, 74-71
1/10	Vanderbilt	Martin, Tenn.	L, 84-62
1/14	Union University	Jackson, Tenn.	L, 78-68
1/17	Lambuth	Jackson, Tenn.	L, 71-67
1/21	Delta State	Martin, Tenn.	L, 81-69
1/23	Middle Tennessee	Murfreesboro, Tenn.	L, 67-55
1/26	North Alabama	Florence, Ala.	L, 74-64
1/28	Alabama-Birmingham	Martin, Tenn.	W, 86-85
1/31	Union University	Martin, Tenn.	L, 92-91
2/2	2- Chattanooga	Chattanooga, Tenn.	L, 79-51
2/2	2- Berry College	Chattanooga, Tenn.	L, 80-69
2/7	Middle Tennessee	Martin, Tenn.	L, 86-79
2/11	Mississippi College	Martin, Tenn.	W, 89-86
2/14	Cumberland (Tenn.)	Martin, Tenn.	W, 86-70
2/18	Delta State	Martin, Tenn.	L, 95-65
2/22	North Alabama	Martin, Tenn.	L, 76-58
2/25	Tennessee State	Nashville, Tenn.	L, 88-72
2/28	Austin Peay	Martin, Tenn.	L, 94-87
1 - South Florida Christmas Tournament			
2 - Lady Moc Invitational Tournament			

#### 1984-85 (7-17) Karen Lawler

11/17	Bethel	McKenzie, Tenn.	W, 73-64
11/20	Union University	Martin, Tenn.	L, 76-69
11/30	Murray State	Martin, Tenn.	L, 90-69
12/7	Southeast Missouri	Martin, Tenn.	L, 85-73
12/10	Livingston	Martin, Tenn.	W, 92-85
12/12	Bethel	Martin, Tenn.	W, 79-57
12/14	Murray State	Murray, Ky.	L, 110-80
1/3	Livingston	Livingston, Ala.	L, 89-74
1/5	Austin Peay	Martin, Tenn.	L, 101-55
1/8	Lambuth	Jackson, Tenn.	W, 88-69
1/10	Middle Tennessee	Murfreesboro, Tenn.	L, 95-55
1/12	Arkansas State	Jonesboro, Ark.	L, 95-83
1/15	Rust College	Holly Springs, Miss.	L, 85-66
1/18	1- Lambuth	Martin, Tenn.	W, 101-90
1/19	1- Miss. Univ. for Women	Martin, Tenn.	L, 81-76
1/22	Kentucky Wesleyan	Martin, Tenn.	W, 93-61
1/26	Union University	Jackson, Tenn.	L, 99-73
2/4	Austin Peay	Clarksville, Tenn.	L, 103-61
2/6	Southeast Missouri	Cape Girardeau, Mo.	L, 71-57
2/11	Arkansas State	Martin, Tenn.	W, 72-62
2/14	Middle Tennessee	Murfreesboro, Tenn.	L, 80-64
2/20	North Alabama	Florence, Ala.	L, 97-86
2/23	Delta State	Cleveland, Miss.	L, 105-69
2/25	Mississippi College	Clinton, Miss.	L, 101-79
1 - Lady Pacer Tournament			

#### 1985-86 (14-13) Karen Lawler

11/23	Evansville	Evansville, Ind.	L, 77-76
11/25	Southeast Missouri	Cape Girardeau, Mo.	L, 79-68
12/3	Lambuth	Martin, Tenn.	W, 80-79
12/6	1- Miss. Univ. for Women	Columbus, Miss.	L, 82-78
12/7	1- Angelo State	Columbus, Miss.	W, 81-60
12/9	Union University	Jackson, Tenn.	L, 94-76
12/10	Christian Brothers	Martin, Tenn.	W, 83-77
12/12	Southeast Missouri	Martin, Tenn.	L, 71-59
1/4	* North Alabama	Martin, Tenn.	W, 81-66
1/6	* Livingston	Martin, Tenn.	W, 78-73
1/7	Lambuth	Jackson, Tenn.	W, 86-60
1/13	* Troy State	Martin, Tenn.	W, 95-75
1/18	* West Georgia	Martin, Tenn.	W, 90-60
1/20	* Jacksonville State	Jacksonville, Ala.	W, 89-69
1/23	Christian Brothers	Memphis, Tenn.	L, 75-65
1/25	* Delta State	Cleveland, Miss.	L, 97-76
1/28	Evansville	Martin, Tenn.	W, 81-71
1/31	Union University	Martin, Tenn.	W, 76-63
2/3	* Livingston	Livingston, Ala.	L, 83-61
2/6	* North Alabama	Florence, Ala.	L, 99-82
2/8	* Delta State	Martin, Tenn.	L, 95-83
2/10	* West Georgia	Carrollton, Ga.	W, 81-68

2/13	* Valdosta State	Valdosta, Ga.	L, 92-74
2/15	* Troy State	Troy, Ala.	L, 74-64
2/18	Jacksonville State	Martin, Tenn.	W, 85-69
2/22	Valdosta State	Martin, Tenn.	W, 79-68
2/26	2- Delta State	Cleveland, Miss.	L, 78-68
1 - Mississippi University for Women Christmas Tournament			
2 - Gulf South Conference Tournament			
* Gulf South Conference Game			

#### 1986-87 (15-12) Karen Lawler

11/21	Lambuth	Martin, Tenn.	W, 83-70
11/26	Southeast Missouri	Cape Girardeau, Mo.	L, 78-59
11/28	SIU Edwardsville	Edwardsville, Ill.	W, 77-67
12/4	Murray State	Martin, Tenn.	L, 73-67
12/6	Union University	Jackson, Tenn.	W, 80-76
12/9	Lambuth	Jackson, Tenn.	L, 57-56
12/12	Union University	Martin, Tenn.	W, 80-74
12/16	SIU Edwardsville	Martin, Tenn.	W, 69-63
12/19	1- Alabama-Huntsville	Columbus, Miss.	W, 64-62
12/20	1- Miss. U. for Women	Columbus, Miss.	L, 65-64 (OT)
1/3	* Valdosta State	Martin, Tenn.	W, 85-70
1/8	* Valdosta State	Valdosta, Ga.	L, 85-70
1/10	* Troy State	Troy, Ala.	W, 84-75
1/12	Alabama-Huntsville	Martin, Tenn.	W, 87-66
1/15	* North Alabama	Martin, Tenn.	W, 89-59
1/17	* West Georgia	Martin, Tenn.	L, 73-72
1/19	* Delta State	Martin, Tenn.	L, 67-59
1/24	* Livingston	Livingston, Ala.	L, 94-81
1/26	Southeast Missouri	Martin, Tenn.	L, 67-65
2/2	* Delta State	Cleveland, Miss.	L, 87-51
2/7	* Jacksonville State	Jacksonville, Ala.	W, 76-53
2/9	* West Georgia	Carrollton, Ga.	W, 86-82
2/12	* North Alabama	Florence, Ala.	L, 79-77
2/14	* Troy State	Martin, Tenn.	W, 89-55
2/16	* Jacksonville State	Jacksonville, Ala.	W, 81-57
2/19	Alabama-Huntsville	Martin, Tenn.	W, 79-62
2/22	* Livingston	Martin, Tenn.	L, 68-66
1 - Mississippi University for Women Christmas Tournament			
* Gulf South Conference Game			

#### 1987-88 (9-18) Karen Lawler

11/21	Lambuth	Martin, Tenn.	W, 74-72
11/23	Union University	Jackson, Tenn.	L, 87-71
11/27	Murray State	Murray, Ky.	L, 70-61
12/2	Southeast Missouri	Martin, Tenn.	L, 79-78
12/4	1- Missouri Western	Edwardsville, Ill.	W, 73-57
12/5	1- Indianapolis	Edwardsville, Ill.	L, 74-68
12/7	Arkansas-Little Rock	Martin, Tenn.	W, 75-58
12/9	Lambuth	Jackson, Tenn.	L, 78-63
12/16	SIU Edwardsville	Martin, Tenn.	W, 73-70
1/2	* West Georgia	Martin, Tenn.	W, 84-72
1/4	* Jacksonville State	Martin, Tenn.	L, 79-76
1/14	* North Alabama	Florence, Ala.	L, 78-63
1/18	Miss. Univ. for Women	Columbus, Miss.	L, 79-77
1/23	* Valdosta State	Valdosta, Ga.	L, 94-70
1/25	* Troy State	Troy, Ala.	L, 69-56
1/30	* West Georgia	Carrollton, Ga.	L, 88-64
2/1	* Jacksonville State	Jacksonville, Ala.	L, 74-64
2/4	* Delta State	Cleveland, Miss.	L, 84-61
2/6	* Livingston	Martin, Tenn.	W, 86-80 (OT)
2/8	* Delta State	Martin, Tenn.	L, 78-58
2/11	Southeast Missouri	Cape Girardeau, Mo.	L, 73-66
2/14	Miss. Univ. for Women	Martin, Tenn.	W, 86-65
2/18	Union University	Martin, Tenn.	L, 98-79
2/20	* Valdosta State	Martin, Tenn.	W, 70-65
2/22	* Troy State	Martin, Tenn.	W, 92-81
2/25	* North Alabama	Martin, Tenn.	L, 78-67
3/2	2- Livingston	Livingston, Ala.	L, 75-71
1 - SIU Edwardsville Thanksgiving Tournament			
2 - Gulf South Conference Tournament			
* Gulf South Conference Game			

#### 1988-89 (6-20) Karen Lawler

11/23	Union University	Martin, Tenn.	L, 6-73
11/25	1- Missouri S&T	Evansville, Ind.	L, 64-60
11/26	1- Quincy College	Evansville, Ind.	W, 78-59
11/28	Southeast Missouri	Cape Girardeau, Mo.	L, 81-51
12/1	Lambuth	Martin, Tenn.	L, 81-73
12/8	* West Georgia	Carrollton, Ga.	L, 91-46
12/10	* Jacksonville State	Jacksonville, Ala.	L, 72-65
1/2	Southeast Missouri	Martin, Tenn.	L, 72-68
1/4	SIU Edwardsville	Edwardsville, Ill.	L, 81-77
1/7	* Delta State	Martin, Tenn.	L, 75-66
1/9	* Livingston	Martin, Tenn.	L, 85-65
1/12	* North Alabama	Martin, Tenn.	W, 72-70 (OT)
1/16	Miss. Univ. for Women	Columbus, Miss.	W, 73-66
1/21	* Troy State	Martin, Tenn.	W, 93-88
1/23	* Valdosta State	Martin, Tenn.	L, 83-82
1/28	* Jacksonville State	Martin, Tenn.	L, 75-67
1/30	* West Georgia	Martin, Tenn.	L, 81-63
2/4	* Delta State	Cleveland, Miss.	L, 87-52
2/6	* Livingston	Livingston, Ala.	L, 62-61
2/13	SIU Edwardsville	Martin, Tenn.	L, 70-68
2/16	Union University	Jackson, Tenn.	L, 76-64
2/18	* Troy State	Troy, Ala.	W, 72-71
2/20	* Valdosta State	Valdosta, Ga.	L, 68-49
2/23	* North Alabama	Florence, Ala.	L, 75-44
2/25	Miss. Univ. for Women	Martin, Tenn.	L, 84-82 (OT)
1 - Southern Indiana Thanksgiving Tournament			
* Gulf South Conference Game			





**SHARMAN COLEY**  
**Tenure: 1989-96**  
**Overall: 66-118 (.359)**  
**CONFERENCE: 9-23 (.281) GSC: 16-48 (.250)**

**1989-90 (12-13) Sharman Coley**

11/17	Bethel (FH)	Martin, Tenn.	W, 87-79
11/20	Lambuth	Jackson, Tenn.	L, 89-79
11/30	Blue Mountain	Blue Mountain, Miss.	W, 79-64
12/2	Union University	Jackson, Tenn.	L, 86-79
12/7	Lambuth (FH)	Martin, Tenn.	W, 98-79
12/16	Bethel	McKenzie, Tenn.	W, 85-55
1/4	Union University (FH)	Martin, Tenn.	W, 87-85
1/6	* Jacksonville State	Martin, Tenn.	L, 85-80 (OT)
1/8	* West Georgia	Martin, Tenn.	L, 72-58
1/11	Miss. Univ. for Women (FH)	Martin, Tenn.	W, 88-70
1/13	* Delta State	Cleveland, Miss.	L, 81-77
1/15	* Livingston	Livingston, Ala.	W, 82-66
1/18	* North Alabama	Florence, Ala.	L, 88-76 (OT)
1/20	* Mississippi College	Martin, Tenn.	W, 96-92
1/27	* Troy State	Troy, Ala.	W, 80-66
1/29	* Valdosta State	Valdosta, Ga.	L, 94-72
2/3	* Jacksonville State	Jacksonville, Ala.	L, 85-77 (OT)
2/5	* West Georgia	Carrollton, Ga.	L, 78-70
2/10	* Delta State	Martin, Tenn.	L, 104-81
2/12	* Livingston (FH)	Martin, Tenn.	W, 67-62
2/17	* Mississippi College	Clinton, Miss.	L, 79-58
2/22	Miss. Univ. for Women	Columbus, Miss.	W, 85-67
2/24	* Troy State	Martin, Tenn.	W, 100-75
2/26	* Valdosta State	Martin, Tenn.	L, 87-71
3/1	* North Alabama	Martin, Tenn.	L, 80-79

\* Gulf South Conference Game  
(FH) Played in Lady Pacer Fieldhouse

**1990-91 (10-18) Sharman Coley**

11/17	Union University (FH)	Martin, Tenn.	L, 86-84
11/26	Lambuth	Jackson, Tenn.	L, 89-86
11/30	1- David Lipscomb	Cape Girardeau, Mo.	W, 85-79
12/1	1- Southeast Missouri	Cape Girardeau, Mo.	L, 78-66
12/6	Lambuth	Martin, Tenn.	W, 77-63
12/8	Union University	Jackson, Tenn.	L, 93-72
12/14	Bethel (FH)	Martin, Tenn.	W, 79-48
12/20	* Delta State	Cleveland, Miss.	L, 90-59
12/22	* Mississippi College	Clinton, Miss.	L, 73-67
1/7	* North Alabama	Florence, Ala.	L, 83-57
1/9	Bethel	McKenzie, Tenn.	W, 91-82
1/12	* Troy State	Martin, Tenn.	W, 78-63
1/14	* Valdosta State	Martin, Tenn.	W, 62-59
1/21	* Livingston	Livingston, Ala.	L, 68-64
1/24	Tennessee State	Nashville, Tenn.	L, 76-70
1/26	* Jacksonville State	Martin, Tenn.	L, 88-84
1/28	* West Georgia	Martin, Tenn.	W, 85-82
2/2	Miss. Univ. For Women	Columbus, Miss.	W, 90-75
2/4	* North Alabama	Martin, Tenn.	L, 99-83
2/9	* Troy State	Troy, Ala.	L, 81-80
2/11	* Valdosta State	Valdosta, Ga.	L, 83-80
2/13	Tennessee State (FH)	Martin, Tenn.	L, 73-72
2/16	* Livingston	Martin, Tenn.	L, 74-63
2/18	Miss. Univ. For Women (FH)	Martin, Tenn.	W, 81-70
2/23	* Jacksonville State	Jacksonville, Ala.	L, 101-93
2/25	* West Georgia	Carrollton, Ga.	L, 87-73
2/28	* Delta State	Martin, Tenn.	L, 84-71
3/2	* Mississippi College	Martin, Tenn.	W, 75-65

1- Southeast Missouri State Tournament  
\* Gulf South Conference Game,  
(FH) Played in Lady Pacer Fieldhouse

**1991-92 (14-13) Sharman Coley**

11/23	Christian Brothers	Memphis, Tenn.	W, 84-79
11/26	Austin Peay (FH)	Martin, Tenn.	L, 111-98
12/2	Murray State	Murray, Ky.	L, 102-89
12/3	Christian Brothers (FH)	Martin, Tenn.	W, 73-67
12/7	Bethel (FH)	Martin, Tenn.	W, 90-64
12/9	Union University	Jackson, Tenn.	L, 88-74
12/14	East Texas State (FH)	Martin, Tenn.	W, 80-70
1/2	North Alabama	Florence, Ala.	L, 85-72
1/4	Eastern Kentucky (FH)	Martin, Tenn.	L, 98-59
1/6	Murray State (FH)	Martin, Tenn.	L, 84-73
1/8	Tennessee State	Nashville, Tenn.	W, 67-63
1/11	Lincoln Memorial	Martin, Tenn.	W, 78-72
1/16	Middle Tennessee (FH)	Martin, Tenn.	L, 90-69
1/18	Miss. Univ. for Women	Columbus, Miss.	W, 76-50
1/20	Troy State	Troy, Ala.	L, 101-66
1/23	North Alabama (FH)	Martin, Tenn.	W, 73-67
1/27	SIU Edwardsville	Martin, Tenn.	W, 77-70
1/29	Tennessee State (FH)	Martin, Tenn.	W, 79-77
2/3	Middle Tennessee	Murfreesboro, Tenn.	L, 110-66
2/5	Austin Peay	Clarksville, Tenn.	L, 83-81 (OT)
2/8	Troy State	Martin, Tenn.	L, 99-89
2/10	Union University (FH)	Martin, Tenn.	L, 88-63
2/12	Eastern Kentucky	Richmond, Ky.	L, 83-68
2/15	Lincoln Memorial	Harrogate, Tenn.	W, 68-58
2/20	Livingston (FH)	Martin, Tenn.	W, 78-62
2/22	SIU Edwardsville	Edwardsville, Ill.	W, 86-82
2/29	Miss. Univ. for Women (FH)	Martin, Tenn.	W, 79-56

(FH) Played in Lady Pacer Fieldhouse

**1992-93 (2-23, 1-15 OVC) Sharman Coley**

12/1	Bethel (FH)	Martin, Tenn.	W, 103-88
12/5	Georgia State	Atlanta, Ga.	L, 82-63
12/11	1- Memphis State	Memphis, Tenn.	L, 95-69
12/12	1- Wisconsin	Memphis, Tenn.	L, 83-63
12/20	St. Joseph's (FH)	Martin, Tenn.	L, 88-70
12/31	East Tennessee State	Johnson City, Tenn.	L, 102-94
1/2	Appalachian State	Boone, N.C.	L, 94-67
1/10	Georgia State (FH)	Martin, Tenn.	L, 78-76
1/14	* Murray State	Murray, Ky.	L, 88-85
1/16	* Tennessee Tech	Martin, Tenn.	L, 101-59
1/18	* Middle Tennessee	Martin, Tenn.	L, 76-54
1/23	* Austin Peay	Clarksville, Tenn.	W, 95-90
1/25	* Tennessee State	Nashville, Tenn.	L, 84-66
1/28	* Southeast Missouri (FH)	Martin, Tenn.	L, 69-50
1/30	* Eastern Kentucky	Richmond, Ky.	L, 92-61
2/1	* Morehead State	Morehead, Ky.	L, 84-76
2/6	* Tennessee Tech	Cookeville, Tenn.	L, 94-62
2/8	* Middle Tennessee	Murfreesboro, Tenn.	L, 81-73
2/11	* Murray State	Martin, Tenn.	L, 80-68
2/13	* Austin Peay	Martin, Tenn.	L, 65-55
2/15	* Tennessee State	Martin, Tenn.	L, 85-62
2/18	Memphis State	Memphis, Tenn.	L, 101-89
2/24	* Southeast Missouri	Cape Girardeau, Mo.	L, 80-56
2/27	* Eastern Kentucky	Martin, Tenn.	L, 95-76
3/1	* Morehead State	Martin, Tenn.	L, 77-69

1- Memphis State Tournament

\* OVC Game

(FH) Played in Lady Pacer Fieldhouse

**1993-94 (7-19, 3-13 OVC) Sharman Coley**

11/29	Bethel	Martin, Tenn.	W, 78-65
12/1	Memphis State	Memphis, Tenn.	L, 86-74
12/4	Saint Louis	Martin, Tenn.	W, 68-65
12/14	Stetson	DeLand, Fla.	L, 77-73
12/18	Oral Roberts	Tulsa, Okla.	W, 83-61
12/20	Indiana (FH)	Martin, Tenn.	L, 101-71
12/30	East Tennessee State (FH)	Martin, Tenn.	L, 83-82
1/3	* Middle Tennessee	Martin, Tenn.	L, 83-65
1/6	Saint Louis	St. Louis, Mo.	L, 85-82 (2 OT)
1/8	* Tennessee State	Nashville, Tenn.	L, 87-63
1/10	* Tennessee Tech	Cookeville, Tenn.	L, 81-67
1/13	* Morehead State	Martin, Tenn.	L, 80-73
1/15	* Eastern Kentucky	Martin, Tenn.	L, 92-77
1/22	* Murray State	Murray, Ky.	W, 93-81
1/24	* Southeast Missouri	Cape Girardeau, Mo.	L, 96-61
1/27	Oral Roberts (FH)	Martin, Tenn.	W, 82-75
1/31	* Middle Tennessee	Murfreesboro, Tenn.	L, 84-60
2/5	* Austin Peay	Martin, Tenn.	L, 73-65
2/7	* Tennessee Tech	Martin, Tenn.	L, 88-69
2/9	* Tennessee State	Martin, Tenn.	L, 93-81
2/14	Memphis State (FH)	Martin, Tenn.	L, 81-67
2/16	* Austin Peay	Clarksville, Tenn.	W, 73-70
2/19	* Morehead State	Morehead, Ky.	L, 97-83
2/20	* Eastern Kentucky	Richmond, Ky.	L, 85-69
2/26	* Southeast Missouri	Martin, Tenn.	L, 84-76
2/28	* Murray State	Martin, Tenn.	W, 87-81

\* OVC Game

(FH) Played in Lady Pacer Fieldhouse

**1994-95 (12-15, 7-9 OVC) Sharman Coley**

11/29	Saint Louis	St. Louis, Mo.	W, 73-70
12/2	1- Texas Southern	Buffalo, N.Y.	W, 68-48
12/3	1- Buffalo	Buffalo, N.Y.	L, 97-76
12/10	Bethel (FH)	Martin, Tenn.	W, 72-66
12/15	Memphis	Memphis, Tenn.	L, 75-56
12/18	Indiana	Bloomington, Ind.	L, 84-56
1/5	* Middle Tennessee	Murfreesboro, Tenn.	L, 105-96
1/7	* Tennessee State	Nashville, Tenn.	L, 99-67
1/9	* Tennessee Tech	Martin, Tenn.	L, 72-57
1/13	Saint Louis (FH)	Martin, Tenn.	W, 78-76 (OT)
1/16	Oral Roberts (FH)	Martin, Tenn.	W, 82-63
1/21	* Murray State	Martin, Tenn.	W, 74-69
1/23	* Southeast Missouri	Martin, Tenn.	L, 63-61
1/26	* Morehead State	Morehead, Ky.	W, 83-78
1/28	* Eastern Kentucky	Richmond, Ky.	L, 78-76
1/30	* Middle Tennessee	Martin, Tenn.	L, 95-89
2/2	Memphis	Martin, Tenn.	L, 93-76
2/4	* Austin Peay	Clarksville, Tenn.	L, 87-84 (OT)
2/6	* Tennessee Tech	Cookeville, Tenn.	L, 83-76 (OT)
2/8	* Tennessee State	Martin, Tenn.	W, 81-78
2/11	Oral Roberts	Tulsa, Okla.	L, 79-68
2/16	* Austin Peay	Martin, Tenn.	W, 76-65
2/18	* Eastern Kentucky	Martin, Tenn.	L, 83-75
2/20	* Morehead State	Martin, Tenn.	W, 78-61
2/25	* Southeast Missouri	Cape Girardeau, Mo.	W, 91-89
2/27	* Murray State	Murray, Ky.	W, 77-72
3/4	2- Eastern Kentucky	Nashville, Tenn.	L, 80-76

1- Buffalo Tournament

2- OVC Tournament

\* OVC Game,

(FH) Played in Lady Pacer Fieldhouse

**1995-96 (9-17, 5-11 OVC) Sharman Coley**

11/24	1- Illinois-Chicago	Cape Girardeau, Mo.	L, 73-65
11/15	1- Nicholls State	Cape Girardeau, Mo.	W, 73-63
11/28	Bethel	Martin, Tenn.	W, 89-55
12/2	Martin Methodist	Martin, Tenn.	W, 99-80
12/9	Saint Louis	St. Louis, Mo.	W, 85-73
12/18	Mississippi State	Martin, Tenn.	L, 85-71
12/20	2- Charleston Southern	Annapolis, Md.	L, 74-70
12/21	2- Morehead State	Annapolis, Md.	L, 72-68
1/2	Saint Louis	Martin, Tenn.	L, 90-76 (OT)
1/6	* Tennessee Tech	Cookeville, Tenn.	L, 79-78
1/8	* Tennessee State	Nashville, Tenn.	L, 84-77
1/11	* Southeast Missouri	Cape Girardeau, Mo.	L, 86-68
1/13	* Morehead State	Martin, Tenn.	L, 88-86
1/15	* Eastern Kentucky	Martin, Tenn.	W, 70-67
1/20	* Murray State	Martin, Tenn.	L, 80-71
1/23	Memphis	Memphis, Tenn.	L, 99-59
1/27	* Middle Tennessee	Murfreesboro, Tenn.	L, 96-78
1/29	* Austin Peay	Clarksville, Tenn.	L, 87-74
2/3	* Tennessee State	Martin, Tenn.	W, 66-51
2/5	* Tennessee Tech	Martin, Tenn.	W, 75-61
2/8	* Southeast Missouri	Martin, Tenn.	W, 86-84
2/10	* Eastern Kentucky	Richmond, Ky.	L, 69-60
2/12	* Morehead State	Morehead, Ky.	W, 90-85
2/17	* Murray State	Murray, Ky.	L, 75-63
2/24	* Austin Peay	Martin, Tenn.	L, 75-69 (OT)
2/26	* Middle Tennessee	Martin, Tenn.	L, 76-70
1 - Otaikian Shoot-Out			
2 - Navy Classic			
* OVC Game			



**GARY AND KIM VAN ATTA**  
**Tenure: 1996-04**  
**Overall: 105-122 (.463)**  
**CONFERENCE: 71-65 (.522) OVC**

**1996-97 (8-18, 7-11 OVC) Gary & Kim Van Atta**

11/23	Martin Methodist	Martin, Tenn.	W, 72-61
11/25	Mississippi State	Starkville, Miss.	L, 73-46
11/29	1- Memphis	Memphis, Tenn.	L, 83-52
11/30	1- Tennessee State	Memphis, Tenn.	L, 82-65
12/16	Belmont	Martin, Tenn.	L, 61-57
12/20	2- Alabama-Birmingham	Bloomington, Ind.	L, 74-41
12/21	2- Youngstown State	Bloomington, Ind.	L, 96-71
1/6	* Murray State	Martin, Tenn.	W, 65-57
1/9	* Southeast Missouri	Cape Girardeau, Mo.	W, 66-53
1/11	* Tennessee State	Martin, Tenn.	W, 66-62
1/13	* Austin Peay	Martin, Tenn.	L, 78-60
1/16	* Tennessee Tech	Cookeville, Tenn.	L, 71-67
1/18	* Morehead State	Morehead, Ky.	L, 83-72
1/19	* Eastern Kentucky	Richmond, Ky.	L, 77-61
1/22	Memphis	Martin, Tenn.	L, 81-58
1/25	* Tennessee Tech	Martin, Tenn.	L, 65-45
1/27	* Middle Tennessee	Martin, Tenn.	L, 76-36
1/30	* Eastern Illinois	Charleston, Ill.	W, 71-63
2/1	* Murray State	Murray, Ky.	L, 62-52
2/8	* Austin Peay	Clarksville, Tenn.	L, 69-57
2/10	* Tennessee State	Nashville, Tenn.	L, 86-50
2/13	* Eastern Illinois	Martin, Tenn.	W, 69-66
2/15	* Eastern Kentucky	Martin, Tenn.	L, 77-69
2/17	* Morehead State	Martin, Tenn.	W, 69-67
2/20	* Southeast Missouri	Martin, Tenn.	W, 61-60
2/22	* Middle Tennessee	Murfreesboro, Tenn.	L, 68-50
1 - Lady Tiger Classic,			
2 - IMU & Marriott Classic,			
* OVC Game			

**1997-98 (18-11, 13-5 OVC) Gary & Kim Van Atta**

11/23	1- Tennessee	Martin, Tenn.	L, 73-32
11/26	Belmont	Nashville, Tenn.	L, 84-80
12/1	Evansville	Evansville, Ind.	L, 80-70
12/6	* Eastern Kentucky	Martin, Tenn.	L, 64-58
12/8	* Morehead State	Martin, Tenn.	W, 80-65
12/14	San Jose State	San Jose, Calif.	L, 61-60
12/16	Cal Poly, San Luis Obispo	San Luis, Calif.	W, 91-76
12/19	2- Chattanooga	Cincinnati, Ohio	W, 64-49
12/20	2- Cincinnati	Cincinnati, Ohio	L, 76-59
12/30	Samford	Birmingham, Ala.	W, 76-67
1/3	* Tennessee Tech	Cookeville, Tenn.	L, 75-72
1/5	* Middle Tennessee	Murfreesboro, Tenn.	W, 57-32
1/10	* Murray State	Martin, Tenn.	W, 64-52
1/14	* Morehead State	Morehead, Ky.	W, 86-63
1/17	* Eastern Illinois	Martin, Tenn.	W, 73-69
1/19	* Southeast Missouri	Martin, Tenn.	W, 80-58
1/24	* Austin Peay	Clarksville, Tenn.	W, 85-64
1/26	* Tennessee State	Nashville, Tenn.	W, 80-71
1/31	* Middle Tennessee	Martin, Tenn.	W, 83-71
2/2	* Tennessee Tech	Cookeville, Tenn.	L, 73-67
2/4	* Eastern Kentucky	Richmond, Ky.	L, 78-72
2/7	* Murray State	Murray, Ky.	W, 82-49
2/14	* Eastern Illinois	Charleston, Mo.	L, 59-54
2/16	* Southeast Missouri	Cape Girardeau, Mo.	W, 79-64
2/19	* Tennessee State	Nashville, Tenn.	W, 77-62
2/21	* Austin Peay	Martin, Tenn.	W, 69-48
2/24	3- Tennessee State	Martin, Tenn.	W, 80-75
2/28	3- Tennessee Tech	Nashville, Tenn.	W, 69-53
3/1	3- Middle Tennessee	Nashville, Tenn.	L, 59-58

- 1 - Skyhawks Classic
- 2 - State Farm Bearcat Invitational,
- 3 - OVC Tournament,
- \* OVC Game

**1998-99 (22-9, 14-4 OVC) Gary & Kim Van Atta**

OVC REGULAR SEASON CHAMPIONS  
 WNIT Second Round

11/13	Evansville	Martin, Tenn.	W, 77-71
11/22	1- Kentucky	Martin, Tenn.	L, 90-60
11/27	2- Charleston Southern	Auburn, Ala.	W, 85-57
11/28	2- Auburn	Auburn, Ala.	L, 81-46
12/3	* Eastern Kentucky	Richmond, Ky.	W, 88-77
12/5	* Morehead State	Morehead, Ky.	W, 91-77
12/12	Samford	Martin, Tenn.	W, 93-74
12/19	3- Kansas	Seattle, Wash.	L, 68-56
12/20	3- Liberty	Seattle, Wash.	W, 75-71
12/30	Arkansas-Pine Bluff	Martin, Tenn.	W, 94-42
1/2	* Middle Tennessee	Martin, Tenn.	W, 90-70
1/4	* Tennessee Tech	Martin, Tenn.	L, 84-82
1/9	* Murray State	Murray, Ky.	W, 64-62
1/12	* Eastern Kentucky	Martin, Tenn.	W, 83-74
1/14	* Eastern Illinois	Charleston, Ill.	W, 79-64
1/16	* Southeast Missouri	Cape Girardeau, Mo.	L, 75-55
1/21	* Austin Peay	Martin, Tenn.	W, 70-49
1/23	* Tennessee State	Martin, Tenn.	W, 82-68
1/28	* Middle Tennessee	Murfreesboro, Tenn.	L, 88-71
1/30	* Tennessee Tech	Cookeville, Tenn.	L, 81-72
2/2	* Morehead State	Martin, Tenn.	W, 79-77
2/6	* Murray State	Martin, Tenn.	W, 69-49
2/11	* Eastern Illinois	Martin, Tenn.	W, 90-71
2/13	* Southeast Missouri	Martin, Tenn.	W, 84-70
2/18	* Austin Peay	Clarksville, Tenn.	W, 74-58
2/20	* Tennessee State	Nashville, Tenn.	W, 67-59
2/23	4- Eastern Kentucky	Martin, Tenn.	W, 102-87
2/26	4- Tennessee State	Nashville, Tenn.	W, 69-67
2/27	4- Tennessee Tech	Nashville, Tenn.	L, 86-83
5- Ole Miss			
5- Memphis			
1 - Skyhawk Classic			
2 - Auburn Tournament			
3 - Washington Tournament			
4 - OVC Tournament			
5 - National Invitational Tournament			
* OVC Game			

Memphis, Tenn. L, 87-73

**1999-00 (12-16, 11-7 OVC) Gary & Kim Van Atta**

11/19	Tennessee	Knoxville, Tenn.	L, 134-60
11/21	1-Hampton	Martin, Tenn.	L, 81-74
11/26	2- Nicholls State	Hattiesburg, Miss.	W, 74-65
11/27	2- Southern Miss	Hattiesburg, Miss.	L, 81-65
12/2	* Tennessee State	Nashville, Tenn.	L, 87-74
12/4	* Austin Peay	Clarksville, Tenn.	W, 84-80
12/11	Evansville	Evansville, Ind.	L, 86-65
12/19	3- Long Beach State	Long Beach, Calif.	L, 90-65
12/20	3- Ohio State	Long Beach, Calif.	L, 75-36
12/28	Kentucky	Lexington, Ky.	L, 94-55
12/30	Samford	Birmingham, Ala.	L, 77-68
1/8	* Murray State	Martin, Tenn.	W, 71-55
1/13	* Southeast Missouri	Martin, Tenn.	W, 71-65
1/15	* Eastern Illinois	Martin, Tenn.	L, 70-60
1/18	* Tennessee State	Martin, Tenn.	L, 86-69
1/20	* Morehead State	Morehead, Ky.	W, 78-73
1/22	* Eastern Kentucky	Richmond, Ky.	L, 89-83
1/27	* Tennessee Tech	Martin, Tenn.	L, 86-69
1/29	* Middle Tennessee	Martin, Tenn.	W, 74-70
2/5	* Murray State	Murray, Ky.	L, 62-46
2/8	* Austin Peay	Martin, Tenn.	W, 54-48
2/10	* Southeast Missouri	Cape Girardeau, Mo.	W, 74-64
2/12	* Eastern Illinois	Charleston, Ill.	W, 80-78
2/17	* Morehead State	Martin, Tenn.	W, 92-83 (OT)
2/19	* Eastern Kentucky	Martin, Tenn.	W, 92-70
2/24	* Tennessee Tech	Cookeville, Tenn.	W, 66-64
2/26	* Middle Tennessee	Murfreesboro, Tenn.	L, 78-77
2/29	4- Austin Peay	Martin, Tenn.	L, 90-60

- 1 - Skyhawk Classic,
- 2 - Southern Mississippi Tournament
- 3 - Long Beach State Tournament
- 4 - OVC Tournament
- \* OVC Game

**2000-01 (13-16, 6-10 OVC) Gary & Kim Van Atta**

11/19	1- Lees-McRae	Martin, Tenn.	W, 88-42
11/20	Bethel	Martin, Tenn.	W, 102-67
11/25	2- Louisiana-Monroe	Birmingham, Ala.	W, 58-53
11/26	2- Alabama-Birmingham	Birmingham, Ala.	L, 85-62
11/30	Hampton	Hampton, Va.	L, 93-73
12/2	3- UNC-Wilmington	Wilmington, N.C.	L, 58-56
12/3	3- West Virginia	Wilmington, N.C.	W, 85-62
12/16	Samford	Martin, Tenn.	W, 71-62
12/19	Southern Illinois	Carbondale, Ill.	L, 67-74
1/6	* Murray State	Murray, Ky.	W, 54-44
1/11	* Eastern Illinois	Charleston, Ill.	W, 75-62
1/13	* Southeast Missouri	Cape Girardeau, Mo.	L, 79-69
1/15	* Austin Peay	Martin, Tenn.	L, 69-66
1/18	* Eastern Kentucky	Martin, Tenn.	L, 86-68
1/20	* Morehead State	Martin, Tenn.	L, 86-72
1/22	Belmont	Martin, Tenn.	W, 75-70 (OT)
1/25	* Tennessee State	Martin, Tenn.	W, 80-77



1/27	* Tennessee Tech	Cookeville, Tenn.	L, 87-75
2/1	Belmont	Nashville, Tenn.	L, 76-66
2/3	* Murray State	Martin, Tenn.	W, 65-46
2/6	* Tennessee State	Nashville, Tenn.	L, 86-80
2/8	* Eastern Illinois	Martin, Tenn.	W, 89-59
2/10	* Southeast Missouri	Cape Girardeau, Mo.	L, 80-67
2/15	* Eastern Kentucky	Richmond, Ky.	L, 81-73
2/17	* Morehead State	Morehead, Ky.	L, 75-65
2/22	* Austin Peay	Clarksville, Tenn.	L, 86-83
2/24	* Tennessee Tech	Martin, Tenn.	W, 89-75
2/27	4- Southeast Missouri	Cape Girardeau, Mo.	W, 68-63
3/2	4- Tennessee Tech	Nashville, Tenn.	L, 100-70

- 1 - Skyhawk Classic
- 2 - Alabama-Birmingham Tournament
- 3 - North Carolina-Wilmington Tournament
- 4 - OVC Tournament
- \* OVC Game

**2001-02 (8-20, 6-10 OVC) Gary & Kim Van Atta**

11/17	1- Lees-McRae	Martin, Tenn.	W, 87-55
11/18	1- Northern Iowa	Martin, Tenn.	L, 69-53
11/24	2- Louisiana State	Baton Rouge, La.	L, 95-47
11/25	2- Northwestern State	Baton Rouge, La.	L, 59-58
11/27	Evansville	Martin, Tenn.	L, 86-67
11/29	Southern Illinois	Martin, Tenn.	L, 82-67
12/5	Middle Tennessee	Murfreesboro, Tenn.	L, 73-55
12/9	* Murray State	Murray, Ky.	L, 66-65
12/15	David-Lipscomb	Nashville, Tenn.	W, 75-60
12/18	Ohio	Athens, Ohio	L, 97-87 (OT)
12/21	UNLV	Las Vegas, Nev.	L, 91-68
1/7	North Carolina	Chapel Hill, N.C.	L, 90-67
1/10	* Austin Peay	Clarksville, Tenn.	W, 81-76 (OT)
1/12	* Tennessee State	Nashville, Tenn.	L, 68-55
1/17	* Southeast Missouri	Martin, Tenn.	L, 64-59
1/19	* Eastern Illinois	Martin, Tenn.	W, 76-71
1/21	* Tennessee Tech	Cookeville, Tenn.	L, 81-71
1/24	* Eastern Kentucky	Richmond, Ky.	L, 90-77
1/26	* Morehead State	Morehead, Ky.	L, 90-79
1/31	* Austin Peay	Martin, Tenn.	L, 72-60
2/2	* Murray State	Martin, Tenn.	W, 66-50
2/7	* Tennessee State	Martin, Tenn.	W, 74-55
2/9	* Tennessee Tech	Martin, Tenn.	W, 58-52
2/14	* Southeast Missouri	Cape Girardeau, Mo.	L, 61-51
2/16	* Eastern Illinois	Charleston, Ill.	L, 66-63
2/21	* Morehead State	Martin, Tenn.	L, 91-82
2/23	* Eastern Kentucky	Martin, Tenn.	W, 82-78 (OT)
2/26	3- Morehead State	Morehead, Ky.	L, 90-66

- 1 - Skyhawk Classic
- 2 - LSU Crawfish Classic
- 3 - OVC Tournament
- \* OVC Game

**2002-03 (13-16, 6-10 OVC) Gary & Kim Van Atta**

11/27	Princeton	Princeton, N.J.	L, 92-74
11/30	1- Ball State	Bethlehem, Pa.	L, 98-61
12/1	1- Cornell	Bethlehem, Pa.	L, 71-66
12/4	Ohio	Martin, Tenn.	W, 75-66
12/6	2- Birmingham-Southern	Hattiesburg, Miss.	L, 69-67
12/7	2- Mississippi Valley State	Hattiesburg, Miss.	W, 70-60
12/15	Evansville	Evansville, Ind.	L, 88-72
12/21	North Carolina-Asheville	Martin, Tenn.	W, 85-78 (OT)
12/22	No. 4 Vanderbilt	Martin, Tenn.	L, 101-77
12/28	3- Virginia Tech	Blacksburg, Va.	L, 87-55
12/29	3- Loyola	Blacksburg, Va.	L, 89-57
1/9	* Tennessee Tech	Martin, Tenn.	W, 72-62
1/11	* Tennessee State	Martin, Tenn.	W, 82-70
1/13	* Austin Peay	Martin, Tenn.	L, 85-71
1/18	* Eastern Illinois	Charleston, Ill.	L, 81-70
1/20	* Southeast Missouri	Cape Girardeau, Mo.	L, 70-49
1/25	* Morehead State	Martin, Tenn.	W, 83-77
1/27	* Eastern Kentucky	Martin, Tenn.	W, 70-62
1/30	* Austin Peay	Clarksville, Tenn.	L, 81-58
2/1	* Murray State	Murray, Ky.	W, 78-63
2/8	* Tennessee Tech	Cookeville, Tenn.	L, 77-70
2/10	* Tennessee State	Nashville, Tenn.	L, 85-82
2/15	* Eastern Illinois	Martin, Tenn.	W, 62-58
2/17	* Southeast Missouri	Martin, Tenn.	W, 60-59
2/22	* Eastern Kentucky	Richmond, Ky.	W, 88-80
2/24	* Morehead State	Morehead, Ky.	L, 79-65
3/1	* Murray State	Martin, Tenn.	W, 52-50
3/4	4- Morehead State	Martin, Tenn.	W, 80-75
3/7	4- Austin Peay	Nashville, Tenn.	L, 73-58

- 1 - Leigh Tournament
- 2 - Hattiesburg Inn Classic,
- 3 - Virginia Tech Classic,
- 4 - OVC Tournament
- \* OVC Game

**2003-04 (11-16, 8-8 OVC) Gary and Kim Van Atta**

11/21	Arkansas-Little Rock	Little Rock, Ark.	L, 68-56
11/22	Kentucky Wesleyan	Martin, Tenn.	W, 84-71
12/3	No. 2 North Carolina	Chapel Hill, N.C.	L, 101-63
12/6	Memphis	Memphis, Tenn.	L, 80-52
12/14	Evansville	Martin, Tenn.	L, 66-62
12/16	Mississippi State	Martin, Tenn.	L, 94-61
12/18	Arkansas-Little Rock	Martin, Tenn.	W, 72-69 (OT)
12/29	San Diego State	Martin, Tenn.	W, 59-56
12/30	Alabama-Birmingham	Martin, Tenn.	L, 78-58
1/3	UNC-Asheville	Martin, Tenn.	L, 56-53
1/8	* Eastern Kentucky	Richmond, Ky.	L, 63-56

1/10	* Morehead State	Morehead, Ky.	L, 71-65
1/15	* Jacksonville State	Martin, Tenn.	W, 79-70
1/17	* Samford	Martin, Tenn.	W, 54-52
1/20	* Murray State	Murray, Ky.	L, 70-67
1/22	* Tennessee State	Nashville, Tenn.	W, 70-63
1/29	* Morehead State	Martin, Tenn.	L, 90-86 (OT)
1/31	* Eastern Kentucky	Martin, Tenn.	W, 66-55
2/5	* Southeast Missouri	Cape Girardeau, Mo.	L, 83-60
2/7	* Eastern Illinois	Charleston, Ill.	W, 70-57
2/12	* Austin Peay	Clarksville, Tenn.	L, 71-63
2/14	* Tennessee Tech	Cookeville, Tenn.	L, 70-60
2/17	* Murray State	Martin, Tenn.	L, 71-70
2/21	* Tennessee State	Martin, Tenn.	W, 73-48
2/26	* Eastern Illinois	Martin, Tenn.	W, 66-63
2/28	* Southeast Missouri	Martin, Tenn.	W, 78-75 (OT)
3/2	1- Tennessee Tech	Cookeville, Tenn.	L, 76-60



**TARA TANSIL-GENTRY**  
**Tenure: 2004-09**  
**Overall: 42-104 (.288)**  
**CONFERENCE: 26-68 (.277) OVC**

**2004-05 (9-19, 8-8 OVC) Tara Tansil**

11/19	Evansville		L, 54-44
11/21	Kentucky Wesleyan	Martin, Tenn.	W, 70-62
11/26	1- Siena	Nashville, Tenn.	L, 60-57
11/27	1- Rhode Island	Nashville, Tenn.	L, 79-66
12/2	No. 4 North Carolina	Chapel Hill, N.C.	L, 96-36
12/4	Memphis	Martin, Tenn.	L, 77-74
12/7	Nebraska	Lincoln, Neb.	L, 69-60
12/18	2- Denver	Denver, Colo.	L, 64-41
12/19	2- Texas-San Antonio	Denver, Colo.	L, 75-59
12/21	Colorado State	Fort Collins, Colo.	L, 95-49
1/2	No. 15 Georgia	Athens, Ga.	L, 68-52
1/6	* Eastern Kentucky	Martin, Tenn.	L, 68-67
1/8	* Morehead State	Martin, Tenn.	W, 77-60
1/13	* Jacksonville State	Jacksonville, Ala.	L, 70-59
1/15	* Samford	Birmingham, Ala.	W, 66-58
1/18	* Murray State	Martin, Tenn.	W, 75-72 (OT)
1/20	* Tennessee State	Martin, Tenn.	W, 72-63
1/27	* Morehead State	Morehead, Ky.	W, 55-50
1/29	* Eastern Kentucky	Richmond, Ky.	L, 73-63
2/3	* Southeast Missouri	Martin, Tenn.	L, 79-56
2/5	* Eastern Illinois	Martin, Tenn.	L, 66-56
2/10	* Austin Peay	Martin, Tenn.	W, 64-58
2/12	* Tennessee Tech	Martin, Tenn.	L, 82-58
2/15	* Murray State	Murray, Ky.	W, 75-70
2/19	* Tennessee State	Nashville, Tenn.	L, 57-40
2/24	* Eastern Illinois	Charleston, Ill.	W, 73-62
2/26	* Southeast Missouri	Cape Girardeau, Mo.	L, 76-63
3/1	3- Tennessee Tech	Cookeville, Tenn.	L, 70-51

- 1 - Vanderbilt Thanksgiving Tournament
- 2 - Denver Christmas Tournament
- 3 - OVC Tournament
- \* OVC Game

**2005-06 (9-19, 6-14 OVC) Tara Tansil**

11/19	1- La Salle	Tampa, Fla.	L, 72-55
11/20	1- South Florida	Tampa, Fla.	L, 78-44
11/22	Kentucky Wesleyan	Martin, Tenn.	W, 75-63
12/1	* Eastern Kentucky	Richmond, Ky.	L, 60-58
12/4	IPFW	Martin, Tenn.	W, 69-60
12/7	Memphis	Memphis, Tenn.	L, 73-50
12/10	* Jacksonville State	Martin, Tenn.	W, 74-66
12/20	Dayton	Dayton, Ohio	L, 76-62
12/30	No. 17 Georgia	Martin, Tenn.	L, 81-47
1/2	* Austin Peay	Martin, Tenn.	L, 61-49
1/5	* Samford	Martin, Tenn.	W, 58-50
1/7	* Tennessee State	Nashville, Tenn.	W, 62-56
1/12	* Eastern Illinois	Charleston, Ill.	L, 67-58
1/14	* Morehead State	Martin, Tenn.	L, 58-48
1/19	* Austin Peay	Clarksville, Tenn.	L, 62-59 (OT)
1/21	* Murray State	Martin, Tenn.	L, 83-64
1/26	* Samford	Birmingham, Ala.	L, 59-50
1/28	* Jacksonville State	Jacksonville, Ala.	L, 84-55
1/30	* Eastern Kentucky	Martin, Tenn.	W, 58-49
2/2	* Tennessee Tech	Martin, Tenn.	L, 48-41
2/4	* Southeast Missouri	Cape Girardeau, Mo.	L, 67-52
2/9	* Tennessee State	Martin, Tenn.	W, 51-48
2/11	* Eastern Illinois	Martin, Tenn.	W, 70-64
2/13	* Morehead State	Morehead, Ky.	L, 62-52
2/16	* Tennessee Tech	Cookeville, Tenn.	L, 66-43
2/18	* Southeast Missouri	Martin, Tenn.	L, 54-49
2/25	* Murray State	Murray, Ky.	L, 58-45

- 1 - South Florida Tournament
- \* OVC Game

**2006-07 (17-14, 10-10 OVC) Tara Tansil**

11/11	Central Arkansas	W, 79-69
11/18	Saint Louis	L, 66-65
11/22	Texas A&M Corpus Christi	W, 69-68
11/30	Dayton	W, 53-52 (OT)
12/3	Memphis	W, 69-60
12/5	No. 6 Tennessee	L, 85-29
12/9	* Jacksonville State	L, 74-59
12/18	* Morehead State	W, 73-57
12/20	* Eastern Kentucky	L, 55-50
12/29	1- Birmingham-Southern	W, 74-57
12/30	1- Georgia State	L, 58-50 (OT)
1/2	* Austin Peay	L, 57-55
1/4	* Samford	W, 64-55
1/6	* Tennessee State	W, 65-57
1/11	* Eastern Illinois	W, 66-55
1/13	* Morehead State	L, 67-47
1/18	* Austin Peay	W, 64-54
1/20	* Murray State	L, 67-59
1/25	* Samford	W, 63-51
1/27	* Jacksonville State	W, 84-68
1/29	* Eastern Kentucky	L, 64-49
2/1	* Tennessee Tech	L, 54-48
2/3	* Southeast Missouri	W, 63-54
2/8	* Tennessee State	L, 61-35
2/11	* Eastern Illinois	L, 52-44
2/13	* Tennessee Tech	W, 56-55
2/17	* Southeast Missouri	L, 58-52
2/19	IPFW	W, 71-59
2/24	* Murray State	W, 62-60
2/27	2- Morehead State	W, 61-57
3/2	2- Murray State	L, 66-65 (OT)
	1 - Georgia State Invitational	
	2 - OVC Tournament Game	
	* OVC Game	

**2007-08 (5-25, 2-18 OVC) Tara Tansil**

11/9	Lipscomb	Martin, Tenn.	W, 66-53
11/13	Central Arkansas	Martin, Tenn.	W, 78-65
11/17	1-vs. Illinois State	Tampa, Fla.	L, 70-60
11/18	1-vs. New Hampshire	Tampa, Fla.	L, 71-59
11/27	Saint Louis	Martin, Tenn.	W, 71-68
12/1	at Texas A&M-Corpus Christi	Corpus Christi, Texas	L, 71-53
12/3	at Texas-Pan American	Edinburg, Texas	L, 62-56
12/8	* Jacksonville State	Martin, Tenn.	L, 71-58
12/17	* at Morehead State	Moorehead, Ky.	L, 65-50
12/19	* at Eastern Kentucky	Richmond, Ky.	L, 64-54
12/28	2-vs. Hampton	Ames, Iowa	L, 57-47
12/29	2-at Iowa State	Ames, Iowa	L, 63-39
12/30	2-vs. Bowling Green	Ames, Iowa	L, 78-36
1/5	* Samford	Martin, Tenn.	L, 62-46
1/7	* at Tennessee State	Nashville, Tenn.	L, 58-52
1/10	* at Eastern Illinois	Charleston, Ill.	W, 66-64
1/12	* Morehead State	Martin, Tenn.	L, 70-46
1/17	* at Austin Peay	Clarksville, Tenn.	L, 58-52
1/19	* Murray State	Martin, Tenn.	L, 71-52
1/24	* at Samford	Birmingham, Ala.	L, 56-41
1/26	* at Jacksonville State	Jacksonville, Ala.	L, 64-52
1/31	* Tennessee Tech	Martin, Tenn.	L, 73-64
2/2	* at Southeast Missouri	Cape Girardeau, Mo.	L, 58-51 (OT)
2/7	* Tennessee State	Martin, Tenn.	W, 73-57
2/9	* Eastern Illinois	Martin, Tenn.	L, 63-57
2/14	* Tennessee Tech	Cookeville, Tenn.	L, 73-64
2/16	* Southeast Missouri	Martin, Tenn.	L, 53-43
2/21	* Eastern Kentucky	Martin, Tenn.	L, 68-53
2/23	* Austin Peay	Martin, Tenn.	L, 55-48
3/1	* at Murray State	Murray, Ky.	L, 83-48
	1 - USF Shootout,		
	2 - Iowa State Cyclone Shootout		
	* OVC Game		

**2008-09 (2-27, 0-18 OVC) Tara Tansil-Gentry**

11/17	Texas-Pan American	Martin, Tenn.	L, 59-48
11/20	at Lipscomb	Nashville, Tenn.	L, 61-56
11/24	SIU Edwardsville	Martin, Tenn.	W, 73-70
11/28	1-No. 25 Xavier	Cincinnati, Ohio	L, 73-41
11/30	1-Winthrop	Cincinnati, Ohio	L, 54-49
12/4	* at Morehead State	Morehead, Ky.	L, 82-54
12/6	* at Eastern Kentucky	Richmond, Ky.	L, 58-52
12/14	at Missouri	Columbia, Mo.	L, 74-23
12/17	at Belmont	Nashville, Tenn.	L, 72-48
12/21	at Vanderbilt	Nashville, Tenn.	L, 86-29
12/29	2-Rice	Oxford, Miss.	L, 66-57
12/30	2-Northwestern State	Oxford, Miss.	W, 59-53
1/5	* Murray State	Martin, Tenn.	L, 64-62
1/8	* Austin Peay	Martin, Tenn.	L, 71-55
1/10	* Tennessee State	Martin, Tenn.	L, 61-54
1/15	* at Tennessee Tech	Cookeville, Tenn.	L, 63-56
1/17	* at Jacksonville State	Jacksonville, Ala.	L, 55-49
1/22	* Southeast Missouri	Martin, Tenn.	L, 62-54
1/24	* Eastern Illinois	Martin, Tenn.	L, 55-49
1/27	Houston Baptist	Martin, Tenn.	L, 63-52
2/3	* at Austin Peay	Clarksville, Tenn.	L, 77-54
2/7	* at Tennessee State	Nashville, Tenn.	L, 89-53
2/12	* Jacksonville State	Martin, Tenn.	L, 64-58
2/14	* Tennessee Tech	Martin, Tenn.	L, 61-55
2/19	* at Eastern Illinois	Charleston, Ill.	L, 63-53
2/21	* at Southeast Missouri	Cape Girardeau, Mo.	L, 58-39
2/23	* at Murray State	Murray, Ky.	L, 82-68
2/26	* Eastern Kentucky	Martin, Tenn.	L, 63-60

2/28 \*Morehead State  
1 -National City Xavier Invitational  
2 -Ole Miss Holiday Classic  
\* OVC Game

Martin, Tenn.

L, 72-50



**KEVIN McMillan**  
**Tenure: 2009-Present**  
**Overall: 196-126 (.608)**  
**CONFERENCE: 127-41 (.756) OVC**

**2009-10 (11-19, 8-10 OVC) Kevin McMillan**

11/18	Belmont	Martin, Tenn.	L, 56-46
11/22	at Memphis	Memphis, Tenn.	L, 68-51
11/24	at Lamar	Beaumont, Texas	L, 84-54
11/25	at Houston Baptist	Houston, Texas	W, 66-53
12/3	* Morehead State	Martin, Tenn.	L, 59-42
12/5	* Eastern Kentucky	Martin, Tenn.	L, 56-53
12/9	at Indiana	Bloomington, Ind.	L, 80-46
12/20	at Marshall	Huntington, WV.	L, 65-48
12/22	at Kentucky	Lexington, Ky.	L, 87-47
12/29	1-at Georgia State	Atlanta, Ga.	L, 61-32
12/30	1-Miss. Valley State	Atlanta, Ga.	W, 69-65
1/4	at Murray State	Murray, Ky.	L, 55-47
1/7	at Austin Peay	Clarksville, Tenn.	L, 63-45
1/9	at Tennessee State	Nashville, Tenn.	L, 51-38
1/14	Tennessee Tech	Martin, Tenn.	W, 56-52
1/16	Jacksonville State	Martin, Tenn.	L, 63-55
1/21	at Southeast Missouri	Cape Girardeau, Mo.	W, 49-46
1/23	at Eastern Illinois	Charleston, Ill.	L, 74-47
1/25	at SIU Edwardsville	Edwardsville, Ill.	L, 49-46
1/30	* Murray State	Martin, Tenn.	W, 77-65
2/4	* Austin Peay	Martin, Tenn.	W, 79-70
2/6	* Tennessee State	Martin, Tenn.	W, 60-51
2/11	* at Jacksonville State	Jacksonville, Ala.	L, 56-51
2/13	* at Tennessee Tech	Cookeville, Tenn.	L, 85-41
2/18	* Eastern Illinois	Martin, Tenn.	W, 71-64
2/20	* Southeast Missouri	Martin, Tenn.	W, 65-43
2/25	* at Eastern Kentucky	Richmond, Ky.	W, 62-54
2/27	* at Morehead State	Morehead, Ky.	L, 76-50
3/2	Eastern Kentucky	Martin, Tenn.	W, 51-47
3/5	# Eastern Illinois	Nashville, Tenn.	L, 65-61
	* OVC game		
	# OVC Tournament;		
	1 - Georgia State Invitational, Atlanta, Ga.		

**2010-11 (21-11, 14-4 OVC) Kevin McMillan**

**OVC TOURNAMENT CHAMPIONS**  
**NCAA First Round**

11/12	Southern Illinois	Carbondale, Ill.	W, 62-50
11/14	Indiana State	Terre Haute, Ind.	L, 70-62
11/17	Belmont	Nashville Tenn.	W, 73-52
11/21	Colorado	Boulder, Colo.	L, 78-67
11/23	Air Force	Colorado Springs, Colo.	W, 91-87
12/2	* Morehead State	Morehead, Ky.	L, 103-82
12/4	* Eastern Kentucky	Richmond, Ky.	W, 61-46
12/7	Missouri	Columbia, Mo.	L, 53-30
12/9	Vanderbilt	Nashville, Tenn.	L, 72-60
12/11	Evansville	Evansville, Ind.	W, 63-60
12/19	Indiana State	Martin, Tenn.	W, 68-66
12/22	* Murray State	Martin, Tenn.	W, 89-78
12/28	Louisville	Louisville, Ky.	L, 92-67
12/30	No. 11 Kentucky	Lexington, Ky.	L, 68-47
1/6	* Austin Peay	Martin, Tenn.	W, 78-54
1/8	* Tennessee State	Martin, Tenn.	W, 83-67
1/13	* Tennessee Tech	Cookeville, Tenn.	L, 74-57
1/15	* Jacksonville State	Jacksonville, Ala.	W, 74-67
1/19	* SE Missouri State	Martin, Tenn.	W, 92-62
1/22	* Eastern Illinois	Martin, Tenn.	W, 80-78
1/29	* Murray State	Murray, Ky.	W, 86-64
2/3	* Austin Peay	Clarksville, Tenn.	L, 69-61
2/5	* Tennessee State	Nashville, Tenn.	W, 70-64
2/10	* Jacksonville State	Martin, Tenn.	W, 91-60
2/12	* Tennessee Tech	Martin, Tenn.	W, 83-56
2/17	* Eastern Illinois	Charleston, Ill.	L, 88-85 (OT)
2/19	* SE Missouri State	Cape Girardeau, Mo.	W, 85-55
2/24	* Eastern Kentucky	Martin, Tenn.	W, 75-57
2/26	* Morehead State	Martin, Tenn.	W, 79-69
3/4	# Morehead State	Nashville, Tenn.	W, 88-69
3/5	# Tennessee Tech	Nashville, Tenn.	W, 82-76
3/19	^No. 6 Duke	Durham, N.C.	L, 90-45

\* OVC game  
# Ohio Valley Conference Tournament  
^NCAA Tournament



## 2011-12 (23-9, 15-1 OVC) Kevin McMillan

### OVC REGULAR SEASON CHAMPIONS

#### OVC TOURNAMENT CHAMPIONS

##### NCAA First Round

11/11	Belmont	Martin, Tenn.	W, 67-48
11/13	Air Force	Martin, Tenn.	W, 84-60
11/16	Southern Miss	Hattiesburg, Miss.	W, 88-69
11/20	No. 16 Purdue	West Lafayette, Ind.	L, 65-39
11/30	Indiana State	Terre Haute, Ind.	L, 66-55
12/4	Memphis	Memphis, Tenn.	L, 90-69
12/7	No. 23 Vanderbilt	Martin, Tenn.	L, 99-84
12/10	Central Arkansas	Conway, Ark.	L, 69-65 (OT)
12/16	Evansville	Martin, Tenn.	W, 78-69
12/18	Southern Illinois	Martin, Tenn.	W, 91-70
12/28	No. 14 Louisville	Louisville, Ky.	L, 70-57
12/31	*Tennessee Tech	Martin, Tenn.	W, 83-61
1/2	*Tennessee State	Nashville, Tenn.	W, 114-105
1/7	*SIU Edwardsville	Martin, Tenn.	W, 91-59
1/10	Arkansas State	Jonesboro, Ark.	L, 83-68
1/16	*Eastern Illinois	Charleston, Ill.	L, 70-63
1/21	*Eastern Kentucky	Richmond, Ky.	W, 84-61
1/23	*Morehead State	Morehead, Ky.	W, 81-61
1/28	*Southeast Missouri	Martin, Tenn.	W, 88-47
1/30	*Tennessee State	Martin, Tenn.	W, 105-90
2/1	*Austin Peay	Clarksville, Tenn.	W, 88-83
2/4	*Murray State	Martin, Tenn.	W, 84-67
2/6	*Jacksonville State	Martin, Tenn.	W, 99-67
2/11	*Eastern Illinois	Martin, Tenn.	W, 94-86 (OT)
2/16	*Murray State	Murray, Ky.	W, 91-67
2/18	*Southeast Missouri	Cape Girardeau, Ky.	W, 77-44
2/23	*Austin Peay	Martin, Tenn.	W, 86-62
2/25	*Jacksonville State	Jacksonville, Ala.	W, 87-52
3/2	#Murray State	Nashville, Tenn.	W, 102-77
3/3	#Tennessee Tech	Nashville, Tenn.	W, 82-65
3/17	^No. 9 Tennessee	Chicago, Ill.	L, 72-49

\* OVC game

# Ohio Valley Conference Tournament

^NCAA Tournament

## 2012-13 (19-11, 11-5 OVC) Kevin McMillan

### OVC TOURNAMENT CHAMPIONS

#### NCAA First Round

11/9	Northwestern	Evanston, Ill.	L, 79-69
11/12	Arkansas State	Martin, Tenn.	W, 72-62
11/16	Hawai'i	Honolulu, Hawaii	L, 73-69
11/17	No. 1 Baylor	Honolulu, Hawaii	L, 82-67
11/17	No. 4 Stanford	Honolulu, Hawaii	L, 92-68
11/26	No. 6 Louisville	Martin, Tenn.	L, 73-57
11/28	Evansville	Evansville, Ind.	W, 73-57
12/1	Central Arkansas	Martin, Tenn.	W, 72-48
12/3	Missouri	Columbia, Mo.	L, 82-71
12/6	Saint Louis	Martin, Tenn.	W, 78-62
12/9	No. 14 Purdue	Martin, Tenn.	L, 68-60
12/16	Indiana State	Martin, Tenn.	L, 73-71 (OT)
12/18	Southern Miss	Martin, Tenn.	W, 87-80 (OT)
12/22	UAB	Birmingham, Ala.	L, 56-51
12/31	*Jacksonville State	Martin, Tenn.	W, 93-63
1/5	*Murray State	Martin, Tenn.	L, 82-72
1/7	*Austin Peay	Martin, Tenn.	W, 84-57
1/12	*Belmont	Nashville, Tenn.	L, 58-56
1/16	*Southeast Missouri	Cape Girardeau, Mo.	W, 82-71
1/19	*Morehead State	Martin, Tenn.	W, 75-56
1/21	*Tennessee Tech	Cookeville, Tenn.	W, 81-63
1/26	*SIU Edwardsville	Edwardsville, Ill.	L, 67-66 (OT)
1/28	*Eastern Illinois	Charleston, Ill.	L, 84-79
2/4	*Eastern Kentucky	Richmond, Ky.	W, 75-60
2/9	*SIU Edwardsville	Martin, Tenn.	L, 66-63
2/16	*Southeast Missouri	Martin, Tenn.	W, 75-61
2/18	*Tennessee State	Nashville, Tenn.	W, 77-58
2/23	*Murray State	Murray, Ky.	W, 72-60
2/28	*Eastern Illinois	Martin, Tenn.	W, 82-62
3/2	*Austin Peay	Clarksville, Tenn.	W, 81-64
3/7	Eastern Kentucky#	Nashville, Tenn.	W, 78-63
3/8	Eastern Illinois#	Nashville, Tenn.	W, 71-69
3/9	Tennessee Tech#	Nashville, Tenn.	W, 87-80 (OT)
3/24	No. 2 Notre Dame^	Iowa City, Iowa	L, 97-64

\* OVC game

# Ohio Valley Conference Tournament

^NCAA Tournament

## 2013-14 (24-8, 15-1 OVC) Kevin McMillan

### OVC REGULAR SEASON CHAMPIONS

#### OVC TOURNAMENT CHAMPIONS

##### NCAA First Round

11/8	Georgia State +	Martin, Tenn.	W, 84-80
11/10	No. 25 Gonzaga +	Spokane, Wash.	L, 91-54
11/16	Quinnipiac +	Martin, Tenn.	W, 102-97 (OT)
11/19	Arkansas State	Jonesboro, Ark.	W, 75-66
11/23	Missouri	Martin, Tenn.	L, 77-74
11/25	Evansville	Martin, Tenn.	W, 93-77
11/29	Winthrop ~	Moon Township, Pa.	W, 79-74
11/30	Northern Kentucky ~	Moon Township, Pa.	L, 70-61
12/4	Alabama	Tuscaloosa, Ala.	W, 75-57
12/17	Ohio State	Columbus, Ohio	L, 82-60
12/21	Illinois	Champaign, Ill.	L, 77-62
12/23	Southern Illinois	Carbondale, Ill.	W, 85-55
12/28	No. 20 Florida State	Tallahassee, Fla.	L, 76-53
12/30	*Jacksonville State	Jacksonville, Ala.	W, 88-75
1/4	*Murray State	Murray, Ky.	W, 88-87
1/6	*Austin Peay	Clarksville, Tenn.	W, 95-81
1/11	*Belmont	Martin, Tenn.	W, 82-53
1/13	*Southeast Missouri	Martin, Tenn.	W, 100-71
1/18	*Morehead State	Morehead, Ky.	W, 74-52
1/20	*Tennessee Tech	Martin, Tenn.	W, 102-78
1/25	*SIU Edwardsville	Martin, Tenn.	W, 111-72
1/27	*Eastern Illinois	Martin, Tenn.	W, 103-84
2/3	*Eastern Kentucky	Richmond, Ky.	W, 87-65
2/8	*SIU Edwardsville	Edwardsville, Ill.	L, 65-62
2/15	*Southeast Missouri	Cape Girardeau, Mo.	W, 102-70
2/17	*Tennessee State	Martin, Tenn.	W, 104-65
2/22	*Murray State	Martin, Tenn.	W, 84-67
2/27	*Eastern Illinois	Charleston, Ill.	W, 96-69
3/1	*Austin Peay	Martin, Tenn.	W, 116-85
3/7	Eastern Kentucky #	Nashville, Tenn.	W, 97-45
3/8	Belmont #	Nashville, Tenn.	W, 78-66
3/23	No. 12 North Carolina ^	Chapel Hill, N.C.	L, 60-58

+WNIT

~ Robert Morris Classic

\* OVC game

# Ohio Valley Conference Tournament

^ NCAA Tournament

## 2014-15 (22-11, 16-0 OVC) Kevin McMillan

### OVC REGULAR SEASON CHAMPIONS

#### WNIT First Round

11/14	Southern Illinois	Martin, Tenn.	L, 87-78
11/16	Louisville	Louisville, Ky.	L, 77-43
11/19	Cincinnati	Martin, Tenn.	W, 62-61
11/21	Dayton^	Iowa City, Iowa	L, 78-47
11/22	Pepperdine^	Iowa City, Iowa	L, 59-58
11/26	Samford	Birmingham, Ala.	L, 79-75
11/29	Evansville	Martin, Tenn.	W, 84-74
12/4	Alabama	Tuscaloosa, Ala.	L, 68-55
12/7	Illinois State	Normal, Ill.	W, 79-46
12/13	Chattanooga	Martin, Tenn.	L, 65-54
12/15	Miami	Oxford, Ohio	W, 90-57
12/22	Missouri	Columbia, Mo.	L, 74-65
12/29	Arizona	Tuscon, Ariz.	L, 61-56
1/3	*Belmont	Nashville, Tenn.	W, 85-68
1/8	*Eastern Kentucky	Martin, Tenn.	W, 76-63
1/10	*Morehead State	Martin, Tenn.	W, 99-70
1/15	*Tennessee Tech	Cookeville, Tenn.	W, 79-59
1/17	*Jacksonville State	Martin, Tenn.	W, 67-47
1/21	*Eastern Illinois	Martin, Tenn.	W, 81-51
1/24	*Southeast Missouri	Martin, Tenn.	W, 96-55
1/28	*Tennessee State	Nashville, Tenn.	W, 64-58
1/31	*Murray State	Murray, Ky.	W, 95-85
2/4	*Austin Peay	Clarksville, Tenn.	W, 71-61
2/7	*SIU Edwardsville	Martin, Tenn.	W, 69-68
2/11	*Southeast Missouri	Cape Girardeau, Mo.	W, 78-60
2/14	*Austin Peay	Martin, Tenn.	W, 91-63
2/21	*SIU Edwardsville	Edwardsville, Ill.	W, 79-72
2/25	*Eastern Illinois	Charleston, Ill.	W, 63-60
2/28	*Murray State	Martin, Tenn.	W, 87-74
3/4	Eastern Illinois#	Nashville, Tenn.	W, 68-35
3/5	Belmont#	Nashville, Tenn.	W, 71-65
3/6	Tennessee State#	Nashville, Tenn.	L, 64-60 (OT)
3/18	Ole Miss+	Oxford, Miss.	L, 80-70

^ Iowa Hawkeye Challenge

\* OVC game

# Ohio Valley Conference Tournament

+ Women's NIT

## 2015-16 (22-10, 14-2 OVC) Kevin McMillan

OVC REGULAR SEASON CHAMPIONS  
WNIT SECOND Round

11/14	North Dakota ^	Iowa City, Iowa	W, 84-58
11/15	No. 23 Iowa ^	Iowa City, Iowa	L, 62-56
11/18	Arkansas State	Martin, Tenn.	L, 76-74
11/21	Illinois	Champaign, Ill.	L, 94-74
11/25	Southern Illinois	Carbondale, Ill.	W, 70-63
11/28	Chattanooga	Chattanooga, Tenn.	L, 61-46
12/2	Alabama	Martin, Tenn.	W, 83-65
12/5	Samford	Martin, Tenn.	W, 52-50
12/12	Evansville	Evansville, Ind.	W, 75-48
12/15	Miami (Ohio)	Martin, Tenn.	W, 74-47
12/18	Cincinnati	Cincinnati, Ohio	W, 63-57
12/21	Vanderbilt	Nashville, Tenn.	L, 64-61
12/28	Louisville	Louisville, Ky.	L, 88-66
1/7	*Eastern Kentucky	Richmond, Ky.	L, 70-61
1/9	*Morehead State	Morehead, Ky.	W, 85-67
1/13	*Tennessee Tech	Cookeville, Tenn.	W, 67-53
1/16	*Jacksonville State	Jacksonville, Ala.	W, 63-53
1/20	*Eastern Illinois	Charleston, Ill.	W, 65-39
1/24	*Southeast Missouri	Cape Girardeau, Mo.	W, 84-74
1/27	*Tennessee State	Martin, Tenn.	W, 77-50
1/30	*Murray State	Martin, Tenn.	W, 92-62
2/3	*Austin Peay	Martin, Tenn.	W, 75-51
2/6	*SIUE	Edwardsville, Ill.	W, 85-79
2/10	*Southeast Missouri	Martin, Tenn.	W, 95-65
2/13	*Austin Peay	Clarksville, Tenn.	L, 80-70
2/15	*Belmont	Nashville, Tenn.	W, 81-79
2/20	*SIUE	Martin, Tenn.	W, 86-50
2/24	*Eastern Illinois	Martin, Tenn.	W, 91-52
2/27	*Murray State	Murray, Ky.	W, 70-49
3/2	Murray State #	Nashville, Tenn.	L, 78-76
3/17	Memphis +	Memphis, Tenn.	W, 79-73
3/21	Western Kentucky +	Bowling Green, Ky.	L, 64-57

^ Iowa Hawkeye Challenge

\* OVC game

# Ohio Valley Conference Tournament

+ Women's NIT

## 2016-17 (12-19, 8-8 OVC) Kevin McMillan

11/11	No. 5 Louisville	Martin, Tenn.	L, 100-57
11/14	North Carolina A&T	Greensboro, NC	L, 74-59
11/16	Western Carolina	Cullowhee, NC	W, 84-72
11/18	Ohio	Athens, Ohio	L, 72-55
11/23	Samford	Birmingham, Ala.	L, 69-62
11/27	Vanderbilt	Martin, Tenn.	L, 79-77
11/29	Southern Illinois	Martin, Tenn.	W, 76-68
12/3	Chattanooga	Martin, Tenn.	L, 80-60
12/10	Oral Roberts	Tulsa, Okla.	L, 82-53
12/14	Arkansas State	Martin, Tenn.	W, 68-63
12/17	Missouri	Columbia, Mo.	L, 80-69
12/20	No. 22 DePaul	Chicago, Ill.	L, 100-68
12/22	Northwestern	Evanston, Ill.	L, 82-59
12/29	*Jacksonville State	Martin, Tenn.	W, 94-83
12/31	*Morehead State	Martin, Tenn.	L, 89-68
1/5	*Belmont	Nashville, Tenn.	L, 71-66
1/7	*Tennessee State	Nashville, Tenn.	L, 85-80 (OT)
1/14	*Southeast Missouri	Martin, Tenn.	L, 82-79
1/18	*Eastern Illinois	Charleston, Ill.	L, 80-70 (OT)
1/21	*SIUE	Martin, Tenn.	L, 70-68 (OT)
1/25	*Austin Peay	Martin, Tenn.	W, 83-80
1/28	*Murray State	Murray, Ky.	W, 90-70
2/1	*Tennessee Tech	Cookeville, Tenn.	L, 81-71
2/4	*Eastern Kentucky	Martin, Tenn.	W, 66-56
2/8	*Eastern Illinois	Martin, Tenn.	W, 74-72
2/11	*SIUE	Edwardsville, Ill.	W, 82-72
2/18	*Southeast Missouri	Cape Girardeau, Mo.	W, 82-73
2/22	*Austin Peay	Clarksville, Tenn.	L, 85-60
2/25	*Murray State	Martin, Tenn.	W, 83-82
3/2	Austin Peay #	Nashville, Tenn.	W, 59-43
3/3	Belmont#	Nashville, Tenn.	L, 83-62

\* OVC game

# Ohio Valley Conference Tournament

## 2017-18 (19-15, 13-5 OVC) Kevin McMillan

## WNIT FIRST ROUND

11/11	Southern Illinois	Carbondale, Ill.	L, 84-72
11/13	Alabama Huntsville	Martin, Tenn.	W, 104-73
11/18	Northwestern	Martin, Tenn.	L, 71-63
11/21	Arkansas State	Jonesboro, Ark.	L, 84-73
11/26	Western Carolina	Martin, Tenn.	W, 62-54
11/30	North Carolina A&T	Martin, Tenn.	W, 76-63
12/2	Chattanooga	Chattanooga, Tenn.	L, 87-82 (OT)
12/5	No. 4 Louisville	Louisville, Ky.	L, 91-56
12/7	Rhodes College	Martin, Tenn.	W, 90-49
12/17	Saint Mary's^	West Lafayette, Ind.	L, 69-58
12/18	Purdue^	West Lafayette, Ind.	L, 60-58
12/20	Eastern Washington^	West Lafayette, Ind.	L, 61-58
12/28	*Tennessee State	Martin, Tenn.	W, 80-68
12/30	*Belmont	Martin, Tenn.	L, 65-63
1/3	*Austin Peay	Clarksville, Tenn.	L, 69-62
1/6	*Murray State	Murray, Ky.	W, 97-80
1/11	*Eastern Kentucky	Martin, Tenn.	W, 77-49
1/13	*Morehead State	Martin, Tenn.	L, 81-76 (OT)
1/18	*Eastern Illinois	Charleston, Ill.	L, 72-44
1/20	*SIUE	Edwardsville, Ill.	L, 73-70
1/25	*Jacksonville State	Jacksonville, Ala.	W, 61-57 (OT)
1/27	*Tennessee Tech	Cookeville, Tenn.	W, 67-51
2/1	*Austin Peay	Martin, Tenn.	W, 100-66
2/3	*Murray State	Martin, Tenn.	W, 85-67
2/8	*Eastern Kentucky	Richmond, Ky.	W, 72-54
2/10	*Southeast Missouri	Martin, Tenn.	W, 72-65
2/15	*SIUE	Martin, Tenn.	W, 72-64
2/17	*Eastern Illinois	Martin, Tenn.	W, 85-57
2/22	*Morehead State	Morehead, Ky.	L, 88-75
2/24	*Southeast Missouri	Cape Girardeau, Mo.	W, 69-68
2/28	Southeast Missouri #	Evansville, Ind.	W, 63-60
3/2	SIUE #	Evansville, Ind.	W, 69-67
3/3	No. 22 Belmont #	Evansville, Ind.	L, 63-56 (OT)
3/15	Indiana +	Bloomington, Ind.	L, 74-50

^ Basketball Travelers Inc. Invitational

\* OVC game

# Ohio Valley Conference Tournament

+ Women's NIT

## 2018-19 (23-9, 13-5 OVC) Kevin McMillan

11/6	Samford	Martin, Tenn.	W, 89-68
11/9	Southern Illinois	Martin, Tenn.	W, 95-94
11/13	IUPUI	Indianapolis, Ind.	L, 73-72
11/17	Arkansas State	Martin, Tenn.	W, 97-91 (OT)
11/19	Christian Brothers	Martin, Tenn.	W, 108-82
11/25	Northwestern	Evanston, Ill.	L, 90-64
11/28	Chattanooga	Chattanooga, Tenn.	W, 81-79
12/4	No. 4 Louisville	Louisville, Ky.	L, 102-62
12/9	Lipscomb	Nashville, Tenn.	W, 62-53
12/19	Alabama Huntsville	Martin, Tenn.	W, 100-69
12/29	Mississippi Valley State	Martin, Tenn.	W, 110-51
1/3	*Eastern Illinois	Charleston, Ill.	L, 77-71
1/5	*Southeast Missouri	Cape Girardeau, Mo.	W, 80-73
1/10	*Murray State	Martin, Tenn.	W, 75-67
1/12	*Austin Peay	Martin, Tenn.	W, 74-65
1/17	*Eastern Kentucky	Richmond, Ky.	W, 87-61
1/19	*Morehead State	Morehead, Ky.	L, 85-75
1/24	*Eastern Illinois	Martin, Tenn.	W, 90-66
1/26	*SIUE	Martin, Tenn.	W, 68-55
1/31	*Tennessee State	Nashville, Tenn.	W, 73-61
2/2	*Belmont	Nashville, Tenn.	L, 100-86
2/7	*Jacksonville State	Martin, Tenn.	W, 77-72
2/9	*Tennessee Tech	Martin, Tenn.	L, 80-76
2/14	*Southeast Missouri	Martin, Tenn.	W, 61-50
2/16	*SIUE	Edwardsville, Ill.	W, 75-48
2/21	*Murray State	Murray, Ky.	L, 76-73
2/23	*Austin Peay	Clarksville, Tenn.	W, 59-58
2/28	*Belmont	Martin, Tenn.	W, 71-68 (OT)
3/2	*Tennessee State	Martin, Tenn.	W, 83-60
3/7	Murray State #	Evansville, Ind.	W, 77-56
3/8	Morehead State #	Evansville, Ind.	W, 68-58
3/9	Belmont #	Evansville, Ind.	L, 59-53



# COACHING HISTORY/CONFERENCE STANDINGS

## UT MARTIN COACHING HISTORY

NAME	YEARS	OVERALL	PCT.	CONF.	PCT.	CONF. CHAMP.	TOURN. TITLES	NCAA/WNIT APP.
NADINE GEARIN	1969-78	105-86	.547	--	--	--	3	--
JUDY SOUTHARD	1978-81	27-51	.346	--	--	--	0	0
ANNE STRUSZ	1981-83	31-24	.563	--	--	--	0	0
KAREN LAWLER	1983-89	60-99	.377	20-32	.385	0	0	0
SHARMAN COLEY	1989-96	66-118	.359	25-71	.260	0	0	0
GARY & KIM VAN ATTA	1996-04	105-122	.463	71-65	.522	1	0	1
TARA TANSIL-GENTRY	2004-09	42-104	.288	26-68	.277	0	0	0
KEVIN McMILLAN	2009-PRESENT	196-126	.609	127-41	.756	4	4	7

### 1985-86 - GSC

	Conf.			All		
	W	L	T	W	L	T
Delta State	13	1	28	3		
Valdosta State	10	4	21	6		
West Alabama	8	6	18	9		
UT Martin	8	6	14	13		
North Alabama	7	7	14	13		
West Georgia	4	10	9	16		
Jacksonville State	0	14	7	20		

Mississippi College (11-16) competed in Division I

### 1986-87 - GSC

	Conf.			All		
	W	L	T	W	L	T
Delta State	14	0	28	2		
West Alabama	11	3	19	10		
Valdosta State	9	5	18	8		
West Georgia	8	6	17	8		
UT Martin	7	7	15	12		
Troy State	3	11	9	17		
North Alabama	3	11	8	19		
Jacksonville State	1	13	6	21		

Mississippi College (5-22) competed in Division I

### 1987-88 - GSC

	Conf.			All		
	W	L	T	W	L	T
Delta State	13	1	30	3		
Jacksonville State	11	3	22	6		
Valdosta State	8	6	17	9		
North Alabama	8	6	16	11		
West Georgia	5	9	13	9		
Troy State	4	9	11	13		
UT Martin	4	10	9	17		
West Alabama	2	11	11	14		

Mississippi College (6-21) competed in Division I

### 1988-89 - GSC

	Conf.			All		
	W	L	T	W	L	T
West Georgia	13	1	25	3		
Delta State	12	2	25	4		
Jacksonville State	10	4	23	5		
Valdosta State	7	7	16	10		
North Alabama	5	9	10	15		
West Alabama	4	10	13	14		
UT Martin	3	11	6	20		
Troy State	2	12	8	17		

Mississippi College (6-22) competed in Division I

### 1989-90 - GSC

	Conf.			All		
	W	L	T	W	L	T
Delta State	16	0	32	1		
Jacksonville State	14	2	25	5		
West Georgia	11	5	19	8		
North Alabama	7	9	14	13		
Valdosta State	7	9	15	12		
Mississippi College	6	10	12	15		
UT Martin	5	11	12	13		
West Alabama	4	12	12	15		
Troy State	2	14	9	19		

### 1990-91 - GSC

	Conf.			All		
	W	L	T	W	L	T
Jacksonville State	14	2	26	4		
Delta State	12	4	23	7		
North Alabama	10	6	20	9		
West Alabama	9	7	18	9		
West Georgia	8	8	15	12		
Mississippi College	8	8	14	13		
Valdosta State	5	11	12	15		
UT Martin	4	12	10	18		
Troy State	2	14	7	20		

UT Martin competed as a Division I independent before officially joining the Ohio Valley Conference in 1992.

### 1992-93 - OVC

	Conf.			All		
	W	L	T	W	L	T
Tennessee Tech	14	2	22	7		
Middle Tennessee	13	3	21	7		
Tennessee State	10	6	18	9		
Eastern Kentucky	10	6	12	15		
Southeast Missouri	8	8	13	13		
Morehead State	8	8	10	16		
Murray State	4	12	6	19		
Austin Peay	4	12	5	21		
UT Martin	1	15	2	23		

### 1993-94 - OVC

	Conf.			All		
	W	L	T	W	L	T
Tennessee State	13	3	20	9		
Tennessee Tech	12	4	17	12		
Eastern Kentucky	12	4	17	9		
Middle Tennessee	11	5	21	7		
Southeast Missouri	9	7	16	11		
Austin Peay	6	10	10	18		
Morehead State	4	12	5	22		
UT Martin	3	13	7	19		
Murray State	2	14	6	20		

### 1994-95 - OVC

	Conf.			All		
	W	L	T	W	L	T
Tennessee State	12	4	22	7		
Eastern Kentucky	12	4	19	9		
Middle Tennessee	12	4	19	9		
Tennessee Tech	12	4	19	13		
Austin Peay	9	7	15	12		
UT Martin	7	9	12	15		
Southeast Missouri	4	12	12	15		
Murray State	3	13	5	21		
Morehead State	1	15	3	23		

### 1995-96 - OVC

	Conf.			All		
	W	L	T	W	L	T
Middle Tennessee	13	3	24	6		
Austin Peay	13	3	21	8		
Southeast Missouri	9	7	14	13		
Eastern Kentucky	7	9	11	16		
Tennessee Tech	7	9	11	16		
Murray State	7	9	11	17		
Morehead State	6	10	12	15		
UT Martin	5	11	9	17		
Tennessee State	5	11	7	19		

### 1996-97 - OVC

	Conf.			All		
	W	L	T	W	L	T
Eastern Kentucky	16	2	24	6		
Tennessee Tech	13	5	18	11		
Austin Peay	13	5	17	11		
Morehead State	9	9	12	16		
Eastern Illinois	8	10	12	15		
Tennessee State	7	11	11	16		
Murray State	7	11	10	17		
Middle Tennessee	7	11	10	20		
UT Martin	7	11	8	18		
Southeast Missouri	3	15	5	21		

### 1997-98 - OVC

	Conf.			All		
	W	L	T	W	L	T
Tennessee Tech	15	3	22	7		
Eastern Kentucky	15	3	20	8		
UT Martin	13	5	18	11		
Middle Tennessee	11	7	18	12		
Eastern Illinois	10	8	12	15		
Tennessee State	7	11	13	14		
Austin Peay	6	12	11	16		
Southeast Missouri	5	13	8	19		
Murray State	5	13	6	20		
Morehead State	3	15	7	19		

### 1998-99 - OVC

	Conf.			All		
	W	L	T	W	L	T
UT Martin	14	4	22	9		
Tennessee Tech	14	4	21	9		
Middle Tennessee	14	4	18	10		
Southeast Missouri	13	5	19	9		
Murray State	9	9	10	17		
Eastern Kentucky	8	10	11	16		
Tennessee State	7	11	13	15		
Austin Peay	5	13	6	21		
Eastern Illinois	3	15	5	21		
Morehead State	3	15	5	21		

### 1999-00 - OVC

	Conf.			All		
	W	L	T	W	L	T
Tennessee Tech	16	2	24	9		
Middle Tennessee	13	5	18	11		
Murray State	11	7	14	15		
UT Martin	11	7	12	16		
Eastern Kentucky	10	8	13	15		
Austin Peay	9	9	15	15		
Southeast Missouri	7	11	11	17		
Tennessee State	6	12	8	18		
Eastern Illinois	6	12	8	19		
Morehead State	1	17	2	25		

### 2000-01 - OVC

	Conf.			All		
	W	L	T	W	L	T
Tennessee Tech	15	1	24	6		
Eastern Kentucky	14	2	22	6		
Austin Peay	10	6	17	14		
Southeast Missouri	9	7	14	13		
UT Martin	6	10	13	16		
Morehead State	5	11	10	19		
Tennessee State	5	11	8	19		
Murray State	5	11	7	21		
Eastern Illinois	3	13	7	20		

### 2001-02 - OVC

	Conf.			All		
	W	L	T	W	L	T
Eastern Kentucky	13	3	23	8		
Tennessee Tech	13	3	22	8		
Morehead State	10	6	21	8		
Austin Peay	9	7	19	12		
Southeast Missouri	8	8	16	12		
UT Martin	6	10	8	20		
Eastern Illinois	6	10	7	21		
Murray State	5	11	11	17		
Tennessee State	2	14	3	22		

## 2002-03 - OVC

	Conf.		All	
	W	L	W	L
Austin Peay	16	0	27	4
Southeast Missouri	11	5	19	11
Eastern Kentucky	10	6	18	11
Morehead State	9	7	16	12
<b>UT Martin</b>	<b>9</b>	<b>7</b>	<b>13</b>	<b>16</b>
Tennessee Tech	6	10	12	17
Eastern Illinois	5	11	6	22
Murray State	4	12	8	20
Tennessee State	2	14	4	22

## 2003-04 - OVC

	Conf.		All	
	W	L	W	L
Austin Peay	14	2	23	8
Tennessee Tech	12	4	18	11
Jacksonville State	11	5	18	10
Southeast Missouri	10	6	16	13
Murray State	9	7	13	15
Eastern Kentucky	9	7	15	15
<b>UT Martin</b>	<b>8</b>	<b>8</b>	<b>11</b>	<b>16</b>
Morehead State	7	9	10	18
Eastern Illinois	5	11	8	19
Samford	3	13	10	17
Tennessee State	0	16	1	25

## 2004-05 - OVC

	Conf.		All	
	W	L	W	L
Eastern Kentucky	15	1	23	9
Southeast Missouri*	0	2	0	8
Tennessee Tech	13	3	21	8
Jacksonville State	9	7	15	14
Tennessee State	8	8	11	17
<b>UT Martin</b>	<b>8</b>	<b>8</b>	<b>9</b>	<b>19</b>
Samford	6	10	13	15
Murray State	5	11	9	19
Austin Peay	4	12	8	19
Eastern Illinois	3	13	10	17
Morehead State	3	13	5	22

\* team was 22-8 overall and 14-2 in the OVC before NCAA penalties were imposed.

## 2005-06 - OVC

	Conf.		All	
	W	L	W	L
Tennessee Tech	16	4	23	9
Southeast Missouri***	0	4	0	8
Samford	15	5	21	8
Austin Peay	12	8	15	13
Morehead State*	11	9	16	13
Jacksonville State	9	11	11	17
Murray State**	9	11	11	17
Eastern Illinois	9	11	10	19
Eastern Kentucky	7	13	7	20
<b>UT Martin</b>	<b>6</b>	<b>14</b>	<b>8</b>	<b>19</b>
Tennessee State	0	20	0	27

\* - Overall record does not reflect on Conference win by forfeit

\*\* - Overall record does not reflect one OVC forfeit imposed by the OVC

\*\*\* - team was 22-9 overall and 16-4 in the OVC before NCAA penalties were imposed.

## 2006-07 - OVC

	Conf.		All	
	W	L	W	L
Southeast Missouri	16	4	24	8
Murray State	15	5	21	10
Morehead State	13	7	14	16
Samford	12	8	18	13
Tennessee Tech	11	9	12	18
<b>UT Martin</b>	<b>10</b>	<b>10</b>	<b>17</b>	<b>14</b>
Eastern Kentucky	9	11	12	18
Austin Peay	9	11	10	20
Eastern Illinois	7	13	10	19
Jacksonville State	4	16	7	22
Tennessee State	4	16	7	22

## 2007-08 - OVC

	Conf.		All	
	W	L	W	L
Southeast Missouri	17	3	23	9
Samford	15	5	23	9
Murray State	15	5	24	8
Eastern Illinois	15	5	18	13
Tennessee State	10	10	13	16
Morehead State	9	11	11	19
Eastern Kentucky	9	11	14	14
Jacksonville State	8	12	11	19
Tennessee Tech	7	13	8	22
Austin Peay	3	17	6	23
<b>UT Martin</b>	<b>2</b>	<b>18</b>	<b>5</b>	<b>25</b>

## 2008-09 - OVC

	Conf.		All	
	W	L	W	L
Murray State	16	2	23	9
Eastern Illinois	15	3	24	9
Tennessee State	13	5	18	13
Morehead State	11	7	17	14
Austin Peay	10	8	17	16
Southeast Missouri	10	8	15	15
Tennessee Tech	7	11	9	21
Jacksonville State	4	14	7	23
Eastern Kentucky	4	14	7	20
<b>UT Martin</b>	<b>0</b>	<b>18</b>	<b>2</b>	<b>27</b>

## 2009-10 - OVC

	Conf.		All	
	W	L	W	L
Eastern Illinois	16	2	23	11
Morehead State	14	4	22	11
Austin Peay	11	7	15	18
<b>UT Martin</b>	<b>8</b>	<b>10</b>	<b>11</b>	<b>19</b>
Eastern Kentucky	8	10	12	17
Tennessee Tech	8	10	14	16
Murray State	8	10	13	17
Tennessee State	7	11	10	18
Jacksonville State	6	12	9	20
Southeast Missouri	4	14	7	21
SIUE			8	21

## 2010-11 - OVC

	Conf.		All	
	W	L	W	L
Tennessee Tech	15	3	23	8
<b>UT Martin</b>	<b>14</b>	<b>4</b>	<b>21</b>	<b>11</b>
Morehead State	13	5	20	10
Eastern Illinois	13	5	18	13
Austin Peay	12	6	15	18
Jacksonville State	6	12	10	21
Murray State	5	13	9	21
Tennessee State	5	13	9	21
Southeast Missouri	4	14	8	21
Eastern Kentucky	3	15	6	21
SIUE	-	-	9	17

## 2011-12 - OVC

	Conf.		All	
	W	L	W	L
<b>UT Martin</b>	<b>15</b>	<b>1</b>	<b>23</b>	<b>9</b>
Eastern Illinois	13	3	22	9
SIUE	12	4	18	12
Tennessee Tech	11	5	17	17
Murray State	8	8	13	18
Morehead State	7	9	10	19
Eastern Kentucky	7	9	13	16
Tennessee State	5	11	9	20
Austin Peay	5	11	9	22
Southeast Missouri	4	12	7	22
Jacksonville State	1	15	4	25

## 2012-13 - OVC

	Conf.		All	
	W	L	W	L
Eastern Illinois	12	4	19	11
Tennessee Tech	12	4	19	12
Belmont	11	5	18	13
<b>UT Martin</b>	<b>11</b>	<b>5</b>	<b>19</b>	<b>11</b>
Eastern Kentucky	11	5	18	11
SIU Edwardsville	9	7	16	15
Tennessee State	9	7	13	15
Murray State	8	8	16	13
Southeast Missouri	5	11	11	18
Morehead State	5	11	9	21
Austin Peay	2	14	7	21
Jacksonville State	1	15	1	27

## 2013-14 - OVC

	Conf.		All	
	W	L	W	L
<b>UT Martin</b>	<b>15</b>	<b>1</b>	<b>24</b>	<b>8</b>
Belmont	10	6	14	18
Tennessee Tech	9	7	12	18
Tennessee State	9	7	12	18
Eastern Kentucky	9	7	17	13
Jacksonville State	8	8	14	18
SIUE	7	9	11	19
Eastern Illinois	7	9	12	16
Southeast Missouri	6	10	10	19
Austin Peay	6	10	9	20
Morehead State	6	10	12	17
Murray State	4	12	11	17

## 2014-15 - OVC

	Conf.		All	
	W	L	W	L
<b>UT Martin</b>	<b>16</b>	<b>0</b>	<b>22</b>	<b>11</b>
SIUE	13	3	19	12
Tennessee State	12	4	18	13
Jacksonville State	10	6	19	10
Belmont	10	6	14	17
Morehead State	8	8	12	18
Austin Peay	7	9	10	20
Eastern Illinois	7	9	10	20
Eastern Kentucky	4	12	9	17
Southeast Missouri	3	13	10	19
Murray State	3	13	8	21
Tennessee Tech	3	13	6	23

## 2015-16 - OVC

	Conf.		All	
	W	L	W	L
<b>UT Martin</b>	<b>14</b>	<b>2</b>	<b>22</b>	<b>10</b>
Belmont	13	3	24	9
SIUE	12	4	18	13
Eastern Kentucky	10	6	18	12
Southeast Missouri	8	8	15	15
Austin Peay	8	8	10	20
Murray State	7	9	7	5
Tennessee State	7	9	12	18
Tennessee Tech	6	10	10	19
Jacksonville State	5	11	10	18
Morehead State	4	12	10	20
Eastern Illinois	2	14	3	25

## 2016-17 - OVC

	Conf.		All	
	W	L	W	L
Belmont	16	0	27	6
Morehead State	11	5	21	10
SIUE	9	7	14	17
<b>UT Martin</b>	<b>8</b>	<b>8</b>	<b>12</b>	<b>9</b>
Austin Peay	8	8	14	16
Tennessee Tech	7	9	10	20
Eastern Kentucky	7	9	12	20
Southeast Missouri	7	9	13	17
Murray State	7	9	15	14
Jacksonville State	6	10	13	15
Tennessee State	5	11	10	16
Eastern Illinois	5	11	9	19

## 2017-18 - OVC

	Conf.		All	
	W	L	W	L
Belmont	18	0	31	4
<b>UT Martin</b>	<b>13</b>	<b>5</b>	<b>19</b>	<b>15</b>
SIUE	13	5	17	15
Morehead State	12	6	21	11
Jacksonville State	12	6	19	12
Austin Peay	9	9	16	14
Southeast Missouri	9	9	14	17
Murray State	7	11	11	19
Eastern Kentucky	5	13	8	19
Tennessee Tech	4	14	7	22
Tennessee State	4	14	6	21
Eastern Illinois	2	16	3	26

## 2018-19 - OVC

	Conf.		All	
	W	L	W	L
Belmont	16	2	26	7
Morehead State	13	5	24	11
<b>UT Martin</b>	<b>13</b>	<b>5</b>	<b>23</b>	<b>9</b>
Tennessee Tech	12	6	22	11
Austin Peay	10	8	15	15
Murray State	9	9	13	17
Jacksonville State	9	9	15	15
Southeast Missouri	8	10	13	17
SIUE	8	10	13	16
Eastern Illinois	5	13	11	18
Tennessee State	5	13	5	25
Eastern Kentucky	0	18	2	27



# YEAR-BY-YEAR STATISTICS

Year	W	L	Pct.	FG	FGA	Pct.	3FG	3FGA	Pct.	FT	FTA	Pct.	Off.	Def.	Total	Avg.	PF	A	TO	BLK	ST	Pts	Avg.
1969-70	8	2	.800	-	-	-	-	-	-	-	-	-	-	-	-	-	-	-	-	-	-	530	53.0
1970-71	16	3	.842	-	-	-	-	-	-	-	-	-	-	-	-	-	-	-	-	-	-	889	46.8
1971-72	20	8	.714	-	-	-	-	-	-	-	-	-	-	-	-	-	-	-	-	-	-	1330	47.5
1972-73	22	4	.846	-	-	-	-	-	-	-	-	-	-	-	-	-	-	-	-	-	-	1460	56.2
1973-74	6	15	.286	-	-	-	-	-	-	-	-	-	-	-	-	-	-	-	-	-	-	1037	49.4
1974-75	11	14	.440	-	-	-	-	-	-	-	-	-	-	-	-	-	-	-	-	-	-	1556	62.2
1975-76	6	14	.300	-	-	-	-	-	-	-	-	-	-	-	-	-	-	-	-	-	-	1268	63.4
1976-77	10	13	.435	-	-	-	-	-	-	-	-	-	-	-	-	-	-	-	-	-	-	1491	64.8
1977-78	5	13	.278	-	-	-	-	-	-	-	-	-	-	-	-	-	-	-	-	-	-	1181	65.6
1978-79	11	14	.440	-	-	-	-	-	-	-	-	-	-	-	-	-	-	-	-	-	-	1705	68.2
1979-80	5	18	.217	-	-	-	-	-	-	-	-	-	-	-	-	-	-	-	-	-	-	1409	61.3
1980-81	11	19	.367	-	-	-	-	-	-	-	-	-	-	-	-	-	-	-	-	-	-	1918	63.9
1981-82	12	14	.462	728	1694	.430	-	-	-	375	586	.640	-	-	992	37.6	529	286	497	67	290	1831	70.4
1982-83	19	10	.655	882	2073	.425	-	-	-	408	683	.597	-	-	<b>1353</b>	<b>46.7</b>	592	262	521	38	299	2172	74.9
1983-84	9	19	.321	826	1895	.436	-	-	-	362	573	.632	-	-	1194	42.6	550	406	592	42	251	2024	72.3
1984-85	7	17	.292	710	1600	.444	-	-	-	367	571	.643	-	-	926	38.6	458	322	578	16	241	1787	74.5
1985-86	14	13	.519	847	1868	.453	-	-	-	401	602	.666	-	-	1195	44.3	569	422	529	55	276	2101	77.8
1986-87	15	12	.556	795	1725	<b>.461</b>	12	28	.429	394	551	.715	-	-	1219	45.1	503	428	595	100	256	1996	73.9
1987-88	9	18	.333	756	1765	.428	10	31	.322	332	499	.665	-	-	1102	42.3	553	369	541	59	251	1848	71.0
1988-89	6	20	.231	737	1717	.429	30	111	.270	254	367	.692	-	-	1105	42.5	581	364	617	100	221	1753	67.4
1989-90	12	13	.480	790	1831	.431	71	256	.277	340	507	.671	-	-	1042	41.7	619	442	582	65	<b>403</b>	1991	79.6
1990-91	10	18	.357	807	1861	.434	96	195	.325	417	597	.698	-	-	1147	41.0	621	449	667	45	347	2127	76.0
1991-92	14	13	.519	696	1660	.419	97	281	.345	566	<b>799</b>	.708	-	-	1125	41.7	571	357	667	43	284	2055	76.1
1992-93	2	23	.080	620	1612	.385	148	421	.352	373	567	.658	250	365	615	38.4	350	242	390	21	172	1761	70.4
1993-94	7	19	.269	683	1719	.397	110	407	.270	443	658	.673	419	688	1107	42.6	580	376	581	37	240	1919	73.8
1994-95	12	15	.444	736	1813	.406	109	358	.304	442	682	.648	450	735	1185	43.9	540	408	594	36	290	2023	74.9
1995-96	9	17	.346	681	1679	.406	115	405	.284	459	682	.673	447	654	1101	42.3	551	407	525	31	256	1936	74.5
1996-97	8	18	.308	520	1369	.380	119	397	.300	389	574	.678	262	608	870	33.5	29	322	559	39	239	1548	59.5
1997-98	18	11	.621	717	1635	.439	104	361	.288	519	750	.692	425	679	1104	38.1	609	415	582	79	312	2057	70.9
1998-99	22	9	.709	829	1848	.449	162	517	.313	561	838	.669	423	786	1209	39.0	603	490	628	108	303	2381	76.8
1999-00	12	16	.428	694	1656	.419	128	444	.288	425	606	.701	386	686	1072	38.3	502	427	663	94	268	1941	69.3
2000-01	13	16	.448	711	1655	.430	205	590	.347	481	675	.713	361	652	1013	34.9	552	405	582	87	269	2108	72.7
2001-02	8	20	.286	651	1583	.411	170	494	.344	424	607	.699	297	636	933	33.3	550	343	545	57	279	1896	67.7
2002-03	13	16	.448	714	1713	.417	158	479	.330	423	556	.761	312	629	941	32.4	500	422	500	60	243	2009	69.3
2003-04	11	16	.407	612	1565	.391	122	384	.318	417	577	.723	353	603	956	35.4	439	366	472	45	257	1763	65.3
2004-05	9	19	.321	603	1497	.403	102	364	.280	379	544	.697	318	640	958	34.2	451	345	481	34	179	1687	60.2
2005-06	8	19	.296	551	1346	.409	64	230	.278	332	523	.635	302	647	949	35.1	380	322	492	33	176	1498	55.5
2006-07	17	14	.548	627	1587	.395	154	507	.304	435	589	.739	367	768	1135	36.6	507	435	548	66	227	1843	59.5
2007-08	5	25	.167	587	1624	.361	136	462	.294	308	422	.730	374	684	1058	35.3	387	381	507	52	223	1618	53.9
2008-09	2	27	.069	566	1572	.360	70	270	.259	308	497	.620	<b>468</b>	673	1141	39.3	475	296	<b>670</b>	47	234	1510	52.1
2009-10	11	19	.367	513	1364	.376	174	540	.322	395	600	.658	253	696	949	31.6	428	333	562	69	193	1595	53.2
2010-11	21	11	.656	787	1942	.405	280	817	.343	462	640	.722	407	<b>892</b>	1299	40.6	534	442	506	93	237	2315	72.4
2011-12	23	9	.718	902	2077	.434	327	851	.384	432	563	.767	380	847	1227	38.3	480	<b>565</b>	395	97	263	2563	80.1
2012-13	19	11	.633	878	<b>2100</b>	.418	305	89	.343	421	549	.767	356	813	1169	34.4	515	492	437	<b>148</b>	294	2482	73.0
2013-14	<b>24</b>	8	.750	<b>904</b>	2018	.448	290	809	.358	<b>583</b>	779	.748	350	777	1127	35.2	605	512	394	84	330	<b>2681</b>	<b>83.8</b>
2014-15	22	11	.666	857	1931	.444	227	632	.359	454	648	.701	399	826	1225	37.1	582	495	487	74	305	2395	72.6
2015-16	22	10	.687	844	1858	.454	<b>331</b>	<b>852</b>	<b>.388</b>	318	411	<b>.774</b>	236	784	1020	31.9	498	525	415	66	294	2337	73.0
2016-17	12	19	.387	800	1902	.421	251	722	.348	333	440	.757	295	729	1024	33.0	558	445	464	62	237	2184	70.5
2017-18	19	15	.559	866	2016	.430	268	737	.364	445	583	.763	353	801	1154	33.9	589	503	498	106	300	2445	71.9
2018-19	23	9	.718	881	2077	.424	220	660	.333	510	674	.757	426	784	1210	37.8	<b>713</b>	504	481	143	361	2492	77.9



Skyhawk Fieldhouse, which is now home to the UT Martin volleyball program, was once home to the women's basketball team from 1969 until 1989, when the team began playing its Gulf South Conference games inside then Pacer Arena. At the beginning of the 1990-91 season the women's basketball program began playing all of its home contest exclusively on Pat Head Summitt Court in Skyhawk Arena.

# IN SEASON TOURNAMENTS

## LADY PACER CHRISTMAS TOURNAMENT (MARTIN, TENN.)

1979-80	VS. ALABAMA-HUNTSVILLE	W, 84-55
1979-80	VS. WESTERN KENTUCKY	L, 52-43
1979-80	VS. AUSTIN PEAY	W, 59-52

## LADY PACER CHRISTMAS INVITATIONAL (MARTIN, TENN.)

1980-81	VS. ALABAMA-HUNTSVILLE	W, 71-58
1980-81	VS. MURRAY STATE	L, 63-60
1980-81	VS. AUSTIN PEAY	L, 70-67

## GULF SOUTH INVITATIONAL (CLEVELAND, MISS.)

1980-81	VS. LIVINGSTON	L, 85-61
1980-81	VS. NORTH ALABAMA	W, 63-59

## ARKANSAS INVITATIONAL (FAYETTEVILLE, ARK.)

1980-81	VS. ARKANSAS STATE	L, 66-46
1980-81	VS. MISS. UNIV. FOR WOMEN	W, 66-52

## LADY GOVERNOR INVITATIONAL (CLARKSVILLE, TENN.)

11/27/81	VS. LIVINGSTON	L, 79-73
11/28/81	AT AUSTIN PEAY	W, 74-68

## NORTHERN KENTUCKY INVITATIONAL (HIGHLAND HEIGHTS, KY.)

12/18/81	VS. DAVIS-ELKINS	W, 82-67
12/19/81	AT NORTHERN KENTUCKY	W, 74-68

## LADY PACER THANKSGIVING CLASSIC (MARTIN, TENN.)

11/26/82	VS. BETHEL	W, 101-57
11/27/82	VS. SOUTHEAST MISSOURI	W, 82-78

## SOUTH FLORIDA CHRISTMAS TOURNAMENT (TAMPA, FLA.)

12/16/83	VS. GEORGIA STATE	W, 80-72
12/17/83	VS. WEST VIRGINIA	L, 69-62
12/18/83	VS. INDIANA STATE	W, 75-65

## LADY MOC INVITATIONAL (CHATTANOOGA, TENN.)

2/2/84	AT CHATTANOOGA	L, 79-51
2/3/84	VS. BERRY COLLEGE	L, 80-69

## LADY PACER INVITATIONAL (MARTIN, TENN.)

1/18/85	VS. LAMBUTH	W, 101-90
1/19/85	VS. MISS. UNIV. FOR WOMEN	L, 81-76

## MISS. UNIV. FOR WOMEN CHRISTMAS TOURNAMENT (COLUMBUS, MISS.)

12/6/85	VS. MISS. UNIV. FOR WOMEN	L, 82-78
12/7/85	VS. ANGELO STATE	W, 81-60

## MISS. UNIV. FOR WOMEN CHRISTMAS TOURNAMENT (COLUMBUS, MISS.)

12/19/86	VS. ALABAMA-HUNTSVILLE	W, 64-62
12/20/86	VS. MISS. UNIV. FOR WOMEN	L, 65-64 OT

## SIUE THANKSGIVING CLASSIC (EDWARDSVILLE, ILL.)

12/4/87	VS. MISSOURI WESTERN	W, 73-57
12/5/87	VS. INDIANAPOLIS	L, 74-68

## SOUTHERN INDIANA THANKSGIVING TOURNAMENT (EVANSVILLE, IND.)

11/25/88	VS. MISSOURI ROLLA	L, 64-60
1981	VS. QUNCY COLLEGE	W, 78-59

## OTAHKIAN SHOOT-OUT (CAPE GIRARDEAU, MO.)

11/30/90	VS. LIPSCOMB	W, 85-79
12/1/90	VS. SOUTHEAST MISSOURI	L, 78-66

## LADY TIGER CLASSIC (MEMPHIS, TENN.)

12/11/90	AT MEMPHIS	L, 95-69
12/12/90	VS. WISCONSIN	L, 83-63

## BUFFALO TOURNAMENT (BUFFALO, N.Y.)

12/2/94	VS. TEXAS SOUTHERN	W, 68-48
12/3/94	AT BUFFALO	L, 97-76

## OTAHKIAN SHOOT-OUT (CAPE GIRARDEAU, MO.)

11/24/95	VS. ILLINOIS-CHICAGO	L, 73-65
11/25/95	VS. NICHOLLS STATE	W, 73-63

## NAVY CLASSIC (ANNAPOLIS, MD.)

12/20/95	VS. CHARLESTON SOUTHERN	L, 74-70
12/21/95	VS. MOREHEAD STATE	L, 72-68

## LADY TIGER CLASSIC (MEMPHIS, TENN.)

11/29/96	AT MEMPHIS	L, 83-52
11/30/96	VS. TENNESSEE STATE	L, 82-65

## IMU & MARIOTT CLASSIC (BLOOMINGTON, IND.)

12/20/96	VS. ALABAMA-BIRMINGHAM	L, 74-41
12/21/96	VS. YOUNGSTOWN STATE	L, 96-71

## SKYHAWK CLASSIC (MARTIN, TENN.)

11/23/97	VS. TENNESSEE	L, 73-32
----------	---------------	----------

## STATE FARM BEARCAT INVITATIONAL (CINCINNATI, OHIO)

12/19/97	VS. CHATTANOOGA	W, 64-49
12/20/97	AT CINCINNATI	L, 76-59

## SKYHAWK CLASSIC (MARTIN, TENN.)

11/13/98	VS. KENTUCKY	L, 90-60
----------	--------------	----------

## AUBURN TOURNAMENT (AUBURN, ALA.)

11/27/98	VS. CHARLESTON SOUTHERN	W, 85-57
11/28/98	AT AUBURN	L, 81-46

## WASHINGTON TOURNAMENT (SEATTLE, WASH.)

12/19/98	VS. KANSAS	L, 68-56
12/20/98	VS. LIBERTY	W, 75-71

## SKYHAWK CLASSIC (MARTIN, TENN.)

11/21/99	VS. HAMPTON	L, 81-74
----------	-------------	----------

## HATTIESBURG INN CLASSIC (HATTIESBURG, MISS.)

11/26/99	VS. NICHOLLS STATE	W, 74-65
11/27/99	AT SOUTHERN MISS	L, 81-65

## SKYHAWK CLASSIC (MARTIN, TENN.)

11/19/00	VS. LEES-MCRAE	W, 88-42
----------	----------------	----------

## UAB TOURNAMENT (BIRMINGHAM, ALA.)

11/25/00	VS. LOUISIANA-MONROE	W, 58-53
11/26/00	AT ALABAMA-BIRMINGHAM	L, 85-62

## UNC-WILMINGTON TOURNAMENT (WILMINGTON, N.C.)

12/2/00	AT UNC WILMINGTON	L, 58-56
12/3/00	VS. WEST VIRGINIA	W, 85-62

## SKYHAWK CLASSIC (MARTIN, TENN.)

11/17/01	VS. LEES-MCRAE	W, 87-55
11/18/01	VS. NORTHERN IOWA	L, 69-53

## LSU CRAWFISH CLASSIC (BATON ROUGE, LA.)

11/24/01	AT LOUISIANA STATE	L, 95-47
11/25/01	VS. NORTHWESTERN STATE	L, 59-58

## LEIGH TOURNAMENT (BETHLEHEM, PA.)

11/30/02	VS. BALL STATE	L, 98-61
12/1/02	VS. CORNELL	L, 71-66

## HATTIESBURG INN CLASSIC (HATTIESBURG, MISS.)

12/6/02	VS. BIRMINGHAM-SOUTHERN	L, 69-67
12/7/02	VS. MISSISSIPPI VALLEY STATE	W, 70-60

## VIRGINIA TECH CLASSIC (BLACKSBURG, VA.)

12/28/02	AT VIRGINIA TECH	L, 87-55
12/29/02	VS. LOYOLA	L, 89-57

## VANDERBILT THANKSGIVING TOURNAMENT (NASHVILLE, TENN.)

11/26/03	VS. SIENA	L, 60-57
11/27/03	VS. RHODE ISLAND	L, 79-66

## DENVER CHRISTMAS TOURNAMENT (DENVER, COLO.)

12/18/04	AT DENVER	L, 64-41
12/19/03	VS. TEXAS-SAN ANTONIO	L, 75-59

## USF SHOOT-OUT (TAMPA, FLA.)

11/19/05	VS. LASALLE	L, 72-55
11/20/05	AT SOUTH FLORIDA	L, 78-44

## GEORGIA STATE INVITATIONAL (ATLANTA, GA.)

12/29/06	VS. BIRMINGHAM-SOUTHERN	W, 74-57
12/30/06	AT GEORGIA STATE	L, 58-50 OT

## USF SHOOT-OUT (TAMPA, FLA.)

11/17/07	VS. ILLINOIS STATE	L, 70-60
11/18/07	VS. NEW HAMPSHIRE	L, 71-59

## IOWA STATE CYCLONE SHOOT-OUT (AMES, IOWA)

12/28/07	VS. HAMPTON	L, 57-47
12/29/07	AT IOWA STATE	L, 63-39
12/30/07	VS. BOWLING GREEN	L, 78-36

## NATIONAL CITY XAVIER INVITATIONAL (CINCINNATI, OHIO)

11/28/08	AT NO. 25 XAVIER	L, 73-41
11/29/08	VS. WINTHROP	L, 54-49

## OLE MISS HOLIDAY CLASSIC (OXFORD, MISS.)

12/29/08	VS. RICE	L, 66-57
12/30/08	VS. NORTHWESTERN STATE	W, 59-53

## GEORGIA STATE INVITATIONAL (ATLANTA, GA.)

12/29/09	VS. GEORGIA STATE	L, 61-32
12/30/08	VS. MISSISSIPPI VALLEY ST.	W, 69-65

## RAINBOW WAHINE CLASSIC (HONOLULU, HAWAII)

11/16/12	AT HAWAII	L, 73-69
11/17/12	VS. NO. 1 BAYLOR	L, 82-67
11/18/12	VS. NO. 4 STANFORD	L, 92-68

## WOMEN'S PRESEASON NIT

11/8/13	GEORGIA STATE	W, 84-80
11/10/13	AT NO. 25 GONZAGA	L, 91-54
11/16/13	QUINNIPAC	W, 102-97 (OT)

## ROBERT MORRIS CLASSIC (MOON TOWNSHIP, PA.)

11/29/13	VS. WINTHROP	W, 79-74
11/30/13	VS. NORTHERN KENTUCKY	L, 70-61

## IOWA HAWKEYE CHALLENGE (IOWA CITY, IOWA)

11/21/14	VS. DAYTON	L, 78-47
11/22/14	VS. PEPPERDINE	L, 59-58

## IOWA HAWKEYE CHALLENGE (IOWA CITY, IOWA)

11/14/15	VS. NORTH DAKOTA	W, 84-58
11/15/15	AT NO. 23 IOWA	L, 62-56

## BASKETBALL TRAVELERS INC. INVITATIONAL

12/17/17	VS. SAINT MARY'S	L, 69-58
12/18/17	AT PURDUE	L, 60-58
12/20/17	VS. EASTERN WASHINGTON	L, 61-58



# CONFERENCE TOURNAMENTS

## AIAW State Tournament

1971	vs. Tennessee	W, 39-26
1971	vs. Tennessee Tech	W, 50-41
1971	vs. Lambuth	W, 50-33
1971	vs. Tennessee Tech	L, 66-63
1971	vs. Tennessee Tech	W, 54-45

## AIAW District Tournament

1972	vs. Jackson State	W, 54-45
1972	vs. Lambuth	W, 54-37
1972	vs. Lambuth	W, 58-42

## AIAW State Tournament

1972	vs. Tennessee	W, 52-42
1972	vs. Tennessee Tech	W, 52-49
1972	vs. Tennessee Tech	L, 68-42
1972	vs. Tennessee Tech	L, 64-42

## AIAW Regional Tournament (Boone, N.C.)

1972	vs. UNC Greensboro	W, 54-50
1972	vs. Bridgewater	W, 52-46
1972	vs. Tennessee Tech	W, 63-43

## AIAW District Tournament

1973	vs. Union	L, 78-67
1973	vs. Southwestern	W, 60-35
1973	vs. Lambuth	W, 51-50

## AIAW State Tournament

1973	vs. Tennessee	L, 59-57 (OT)
1973	vs. Lambuth	W, 72-39
1973	vs. East Tennessee State	W, 63-30
1973	vs. Tennessee	L, 61-57 (OT)

## AIAW District Tournament

1974	vs. Lambuth	L, 61-58
1974	vs. Memphis	L, 54-27
1974	vs. Union	L, 64-43

## AIAW District Tournament

1975	vs. Dyersburg State	W, 61-30
1975	vs. Union	L, 82-60
1975	vs. Jackson State	W, 61-55
1975	vs. Lambuth	W, 66-48
1975	vs. Union	L, 78-67

## AIAW State Tournament (Johnson City, Tenn.)

1976	vs. Middle Tennessee	L, 77-62
1976	vs. East Tennessee State	W, 72-53
1976	vs. Tennessee	L, 77-62

## AIAW State Tournament (Memphis, Tenn.)

1977	vs. Middle Tennessee	L, 69-67
1977	vs. Memphis	L, 76-63

## AIAW State Tournament (Martin, Tenn.)

1978	vs. Memphis	L, 78-64
1978	vs. Middle Tennessee	L, 78-64

## TCWSF State Tournament (Knoxville, Tenn.)

1979	vs. Memphis	W, 73-66
1979	vs. Tennessee	L, 96-51
1979	vs. East Tennessee State	L, 74-69

## TCWSF State Tournament (Cookeville, Tenn.)

1980	vs. Tennessee	L, 81-35
------	---------------	----------

## TCWSF State Tournament (Memphis, Tenn.)

1981	vs. Austin Peay	W, 54-53
1981	vs. Tennessee	L, 71-41

## TCWSF State Tournament

2/28/82	vs. Austin Peay	L, 74-61
---------	-----------------	----------

## GSC Tournament (Cleveland, Miss.)

1983	vs. Jackson State	W, 74-59
1983	vs. Delta State	L, 96-70

## GSC Tournament (Cleveland, Miss.)

2/26/86	vs. Delta State	L, 78-68
---------	-----------------	----------

## GSC Tournament (Cleveland, Miss.)

3/2/88	vs. Livingston	L, 75-71
--------	----------------	----------

## OVC Tournament (Nashville, Tenn.)

Nashville Arena		
3/4/95	vs. Eastern Kentucky	L, 80-76

## OVC Tournament (Nashville, Tenn.)

Nashville Arena		
2/24/98	vs. Tennessee State	W, 80-75
2/28/98	vs. Tennessee Tech	W, 69-53
3/1/98	vs. Middle Tennessee	L, 59-58

## OVC Tournament (Nashville, Tenn.)

Nashville Arena		
2/23/99	vs. Eastern Kentucky	W, 80-75
2/26/99	vs. Tennessee State	W, 69-67
2/27/99	vs. Tennessee Tech	L, 86-83

## OVC Tournament (Nashville, Tenn.)

Gaylord Entertainment Center		
2/29/00	vs. Austin Peay	L, 90-60

## OVC Tournament (Nashville, Tenn.)

Gaylord Entertainment Center		
2/27/01	vs. Southeast Missouri	W, 68-63
3/2/01	vs. Tennessee Tech	L, 100-30

## OVC Tournament (Louisville, Ky.)

Kentucky International Convention Center		
2/26/02	vs. Morehead State	L, 90-66

## OVC Tournament (Nashville, Tenn.)

Gaylord Entertainment Center		
3/4/03	vs. Morehead State	W, 80-75
3/7/03	vs. Austin Peay	L, 73-58

## OVC Tournament (Nashville, Tenn.)

Municipal Auditorium		
3/2/04	vs. Tennessee Tech	L, 76-60

## OVC Tournament (Nashville, Tenn.)

Gaylord Entertainment Center		
3/1/05	vs. Tennessee Tech	L, 70-51

## OVC Tournament (Nashville, Tenn.)

Gaylord Entertainment Center		
2/27/06	vs. Morehead State	W, 61-57
3/2/06	vs. Murray State	L, 66-65 (OT)

## OVC Tournament (Nashville, Tenn.)

Gaylord Entertainment Center		
3/2/10	vs. Eastern Kentucky	W, 51-47
3/5/10	vs. Eastern Illinois	L, 65-51

## OVC Tournament (Nashville, Tenn.)

Municipal Auditorium		
3/4/11	vs. Morehead State	W, 79-69
3/5/11	vs. Tennessee Tech	W, 82-76

## OVC Tournament (Nashville, Tenn.)

Municipal Auditorium		
3/2/12	vs. Murray State	W, 102-77
3/3/12	vs. Tennessee Tech	W, 82-65

## OVC Tournament (Nashville, Tenn.)

Municipal Auditorium		
3/7/13	vs. Eastern Kentucky	W, 78-63
3/8/13	vs. Eastern Illinois	W, 71-69
3/9/13	vs. Tennessee Tech	W, 87-80 (OT)

## OVC Tournament (Nashville, Tenn.)

Municipal Auditorium		
3/7/14	vs. Eastern Kentucky	W, 97-45
3/8/14	vs. Belmont	W, 78-66

## OVC Tournament (Nashville, Tenn.)

Municipal Auditorium		
3/4/15	vs. Eastern Illinois	W, 68-35
3/5/15	vs. Belmont	W, 71-65
3/6/15	vs. Tennessee State	L, 64-60 (OT)

## OVC Tournament (Nashville, Tenn.)

Municipal Auditorium		
3/2/16	vs. Murray State	L, 78-76

## OVC Tournament (Nashville, Tenn.)

Municipal Auditorium		
3/2/17	vs. Austin Peay	W, 59-43
3/3/17	vs. Belmont	L, 83-62

## OVC Tournament (Evansville, Ind.)

Ford Center		
2/28/18	vs. Southeast Missouri	W, 63-60
3/2/18	vs. SIUE	W, 69-67
3/3/18	vs. No. 22 Belmont	L, 63-56 (OT)

## OVC Tournament (Evansville, Ind.)

Ford Center		
3/7/19	vs. Murray State	W, 77-56
3/8/19	vs. Morehead State	W, 68-58
3/9/19	vs. Belmont	L, 59-53

## NATIONAL TOURNAMENT APPEARANCES

### AIAW National Tournament (Normal, Ill.)

1972	vs. Long Beach State	W, 53-43
1972	vs. Miss. College for Women	L, 43-25

### Women's National Invitational Tournament

(Martin, Tenn. & Memphis, Tenn.)

3/11/99	Ole Miss	W, 77-66
3/13/99	at Memphis	L, 87-73

### NCAA Tournament (Durham, NC)

3/19/11	No. 2 Duke 90, No. 15 UT Martin 45
---------	------------------------------------

### NCAA Tournament (Chicago, Ill.)

3/17/12	No. 2 Tennessee 72, No. 15 UT Martin 49
---------	---

### NCAA Tournament (Iowa City, Iowa)

3/24/13	No. 1 Notre Dame 97, No. 16 UT Martin 64
---------	--

### NCAA Tournament (Chapel Hill, N.C.)

3/23/14	No. 4 North Carolina 60, No. 13 UT Martin 58
---------	--

### Women's National Invitational Tournament

(Oxford, Miss.)

3/18/15	at Ole Miss	L, 80-70
---------	-------------	----------

### Women's National Invitational Tournament

(Oxford, Miss.)

3/17/16	at Memphis	W, 79-73
3/21/16	at Western Kentucky	L, 64-57

### Women's National Invitational Tournament

3/15/18	at Indiana	L, 74-50
---------	------------	----------

## CONFERENCE TOURNAMENT CHAMPIONSHIP GAME RESULTS

### 1971 AIAW State Tournament

1971	vs. Tennessee Tech	W, 54-45
------	--------------------	----------

### 1972 AIAW District Tournament

1972	vs. Lambuth	W, 58-42
------	-------------	----------

### 1972 AIAW Regional Tournament

1972	vs. Tennessee Tech	W, 63-43
------	--------------------	----------

### 1973 AIAW State Tournament

1973	vs. Tennessee	L, 61-57 (OT)
------	---------------	---------------

### 1975 AIAW District Tournament

1975	vs. Union	L, 78-67
------	-----------	----------

### 1998 Ohio Valley Conference Tournament

3/1/98	vs. Middle Tennessee	L, 59-58
--------	----------------------	----------

### 1999 Ohio Valley Conference Tournament

2/27/99	vs. Tennessee Tech	L, 86-83
---------	--------------------	----------

### 2011 Ohio Valley Conference Tournament

3/5/11	vs. Tennessee Tech	W, 82-76
--------	--------------------	----------

### 2012 Ohio Valley Conference Tournament

3/3/12	vs. Tennessee Tech	W, 82-65
--------	--------------------	----------

### 2013 Ohio Valley Conference Tournament

3/9/13	vs. Tennessee Tech	W, 87-80 (OT)
--------	--------------------	---------------

### 2014 Ohio Valley Conference Tournament

3/8/14	vs. Belmont	W, 78-66
--------	-------------	----------

### 2015 Ohio Valley Conference Tournament

3/6/15	vs. Tennessee State	L, 64-60 (OT)
--------	---------------------	---------------

### 2018 Ohio Valley Conference Tournament

3/3/18	vs. No. 22 Belmont	L, 63-56 (OT)
--------	--------------------	---------------

### 2019 Ohio Valley Conference Tournament

3/9/19	vs. Belmont	L, 59-53
--------	-------------	----------

## ALL-TIME NUMERICAL ROSTER

## -0-

TRACY WEBB ..... 1998-02  
TORRE THOMAS ..... 2002-04  
JESSICA WILSON ..... 2004-05  
DAPHNE THOMAS ..... 2005-06  
NICOLE HOLMAN ..... 2006-08  
**EMMA DAVIS** ..... **2018-PRESENT**

## -2-

**SADE' HUDSON** ..... **2018-PRESENT**

## -3-

ALISHIA GLOVER ..... 2006-07  
CHERISSA VINSON ..... 2009-10  
ALLISON WRIGHT ..... 2010-11  
BRIANA McDONALD ..... 2012-13  
SHAI WARFIELD-CROSS ..... 2013-15  
KENDALL SPRAY ..... 2016-18  
**MACY RIPPY** ..... **2019-PRESENT**

## -4-

ELIZABETH MASENGIL ..... 2013-14  
DANIELLE WOOLFOLK ..... 2014-15  
EMANYE ROBERTSON ..... 2015-19

## -5-

MATREKIA MINTER ..... 2010-11  
CORTRICE GOLDEN ..... 2012-14  
**ANNA PIERCE** ..... **2018-PRESENT**

## -10-

STARR HATLER ..... 1976-77  
ANITA TERRY ..... 1977-78  
ANITA HAMILTON ..... 1981-82  
AMY HUTCHERSON ..... 1986-87  
JANELLE THORNTON ..... 1995-97  
CHANDA CORDOVA ..... 1994-95  
BETH WHEELER ..... 1997-00  
AMANDA RICHARDSON ..... 2000-01  
JESSICA WILSON ..... 2001-02  
KRISTIN ARCHIE ..... 2003-05  
LAKUS BONNER ..... 2005-06  
JENNIFER ANGLER ..... 2006-08  
MARYAM KIRK ..... 2008-09  
CHELSEY HALL ..... 2012-14  
DAIJIA RUFFIN ..... 2014-16  
JANEKIA MASON ..... 2016-18  
**RAEGAN JOHNSON** ..... **2019-PRESENT**

## -11-

REGINA LACEY ..... 1986-88  
HEATHER BUTLER ..... 2010-14  
AUNDREA ADAMS ..... 2018-19  
**DASIA YOUNG** ..... **2019-PRESENT**

## -12-

DEBBIE EMERSON ..... 1976-77  
DEENIE WARE ..... 1981-82  
MELISSA DAWSON ..... 1987-88  
CASSONDA ROCHELL ..... 1988-89  
TIFFINIE HIX ..... 1989-90  
GINA WARREN ..... 1990-94  
TIFFANY RICE ..... 1995-97  
KELLY PENDLETON ..... 1998-99  
T.J. BARKER ..... 1999-02  
MEGHAN FUQUA ..... 2003-05  
VICTORIA CARLILE ..... 2006-08  
KIARA SMITH ..... 2008-09  
ERICA GLISSON ..... 2009-10  
JASMINE NEWSOME ..... 2010-14

## -13-

MARGARET GILLIHAN ..... 1976-77  
LAURA LENDERMAN ..... 1977-78  
STACY HARRIS ..... 1981-82  
PHYLLIS FLYNN ..... 1985-86  
AMY HUTCHERSON ..... 1986-87  
CATRECE WARD ..... 1987-88  
JORDAN JOHNSON ..... 2012-14  
LINDSAY CHRISIE ..... 2016-17  
**DEMI BURDICK** ..... **2017-18**  
**TAMIAH STANFORD** ..... **2017-PRESENT**

## -14-

SUSAN MARTIN ..... 1976-77  
BERNADINE LEWIS ..... 1977-78  
INGRID BUSH ..... 1982-83  
KIM CROWELL ..... 1983-87  
KRISTIE PARRISH ..... 1987-92

BETH BEATY ..... 1992-96  
NAKIA YOUNG ..... 1996-97  
TESSA FIELDS ..... 1997-99  
DANIELLE PAGE ..... 2001-05  
MICHELLE ISRAEL ..... 2005-06  
SIENNA FORNEY ..... 2008-09  
PAIGE SMITH ..... 2009-10, 11-12  
TAYLOR HALL ..... 2010-12  
CHELSEA ROBERTS ..... 2013-16  
ANSLEY EUBANK ..... 2016-17  
**ZAIRE HICKS** ..... **2017-PRESENT**

## -15-

TINA COPELAND ..... 1976-78  
RENEE DORRIS ..... 1981-82  
TINA WHITAKER ..... 1983-84  
WENDY LAVERTU ..... 1984-87  
MARY ANNE MANLEY ..... 1990-91  
JAN CATE ..... 1991-92  
HELEN GOATE ..... 1999-00  
TIFFANY BRUNDIGE ..... 2000-03  
JENNIFER ERMEY ..... 2004-05  
ASHLEY THOMPSON ..... 2006-07  
WHITNEY MAXEY ..... 2007-08  
ALLISON WRIGHT ..... 2008-10  
GRACE ANN SWAIM ..... 2010-11  
TA'NAISHA HILL ..... 2015-16  
**BRITNI MOORE** ..... **2018-PRESENT**

## -20-

AMY UNDERWOOD ..... 1976-78  
ANNIE HINE ..... 1981-82  
PAULA POLUMBO ..... 1982-85  
JILL HAWK ..... 1985-88  
MICHELE BURNEY ..... 1990-91  
SHARON LINDSEY ..... 1989-90  
MINA ROBINSON ..... 1991-92  
JANELLE THORNTON ..... 1992-95  
BETHANY MELTON ..... 1996-98  
ERIKA DUNNING ..... 2000-02  
WHITNEY ANGEL ..... 2002-05  
KIMBERLY COX ..... 2005-06  
AUNJEL ADAMS ..... 2007-08  
SAMANTHA HARPER ..... 2008-10  
JACLISSA HAIULIP ..... 2010-12  
KATIE SCHUBERT ..... 2012-16  
**CHESEY PERRY** ..... **2017-PRESENT**

## -21-

DEBBIE CUNNINGHAM ..... 1976-78  
ANGELA REAVES ..... 1981-85  
PAM RUDOLPH ..... 1985-87  
SEVELTE GILBERT ..... 1994-95  
AMY WIMPEE ..... 1996-97  
SYDNEY VANLANDINGHAM ..... 2012-13  
JESSY WARD ..... 2013-17  
**MADDIE WALDROP** ..... **2017-PRESENT**

## -22-

PATSY DONOVAN ..... 1976-77  
SHELIA SCOTT ..... 1977-78  
TERRI BURTON ..... 1981-82  
FRAN FEDAK ..... 1982-84  
KAY ALESHIRE ..... 1984-86  
REGINA LACEY ..... 1986-87  
JANICE EPPERSON ..... 1987-88  
MICHELLE MARTIN ..... 1988-90  
KELLIE McELHINEY ..... 1992-93  
SEVELTE GILBERT ..... 1993-94  
JAIME MAYS ..... 1994-95  
JACKIE FROST ..... 1995-96  
JENNIFER SKAGGS ..... 1996-97  
NICHOLE LOCKRIDGE ..... 1997-99  
AMY WATSON ..... 1999-03  
CHANDRA CAREY ..... 2003-05  
PHYLLISHA MITCHELL ..... 2005-09  
ALECIA WEATHERLY ..... 2009-11  
BARIANNE TAYLOR ..... 2012-13  
ASHTON FELDHAUS ..... 2014-18  
**DAMIAH GRIFFIN** ..... **2017-PRESENT**

## -23-

PATSY DONOVAN ..... 1976-77  
LIBBY KEMP ..... 1981-82  
DIANE JORDAN ..... 1983-85  
BRENDA PHILPOT ..... 1986-87  
JANICE EPPERSON ..... 1987-91  
WHITNEY MAXEY ..... 2006-07  
AUNJEL ADAMS ..... 2007-08

GENTRY REEDY ..... 2009-10  
HALEY HOWARD ..... 2014-16  
BREANNA BOGGS ..... 2016-18  
JALYNN LANDVERSICHT ..... 2018-19  
**HAYLEY HARRISON** ..... **2019-PRESENT**

## -24-

CHARLOTTE AVERY ..... 1976-77  
AMY RILEY ..... 1977-78  
ANITA HAMILTON ..... 1982-83  
JACKIE METROKA ..... 1984-85  
GWEN LONG ..... 1985-88, 89-90  
TARA TANSIL ..... 1990-95

## -25-

MARY KATE LONG ..... 1987-89

## -30-

PAULA HARRIS ..... 1982-83  
BECKY RHEW ..... 1983-84  
MICHELE BURNEY ..... 1989-90  
CHANDA CORDOVA ..... 1995-96  
KAREN FAULKNER ..... 1996-97  
JODY MILLER ..... 1997-98  
LASHANTA MORROW ..... 1999-03  
ANDRIEKA JACKSON ..... 2003-07  
HEATHER GRIFFIN ..... 2011-12  
TIARA CALDWELL ..... 2013-15  
**KYARRAH GRANT** ..... **2018-PRESENT**

## -31-

GLORIA CLIFTON ..... 1982-84  
PHYLLIS FLYNN ..... 1984-86  
MELLANIE SURRATT ..... 1986-90  
KANDI HAMMONDS ..... 1991-92  
JODY MILLER ..... 1997-02  
LEIGH ANN DAVIDSON ..... 2002-05  
WHITNEY MAXEY ..... 2006-07  
WHITNEY MALONE ..... 2007-09  
**KYANNAH GRANT** ..... **2018-PRESENT**

## -32-

SHARON BRASHER ..... 1976-77  
CAROLYN JUSTICE ..... 1981-82  
PHYLLIS WALTERS ..... 1982-83  
KELLIE BAGSBY ..... 1983-84  
DAINA EMBRY ..... 1984-85  
AMANDA MELTON ..... 1986-87  
KANDI SANDUSKY ..... 1988-90  
AMMIE STANFILL ..... 1990-91  
TAWANA JOHNSON ..... 1991-93  
JOY BROWN ..... 1993-94  
JENNIFER KOHLHEIM ..... 1994-96  
INDIA WEAVER ..... 1996-00  
KEVA ROBINSON ..... 2002-06  
MELODY KANDIL ..... 2007-08  
YALONDA DAVIS ..... 2008-10  
MEGAN WHITE ..... 2010-14  
TEDDY VINCENT ..... 2015-17

## -33-

WILLA DICKERSON ..... 1976-77  
MARY BINGHAM ..... 1977-78  
FRAN FEDAK ..... 1981-82  
GLENDA CLIFTON ..... 1982-84  
LISA WINTON (CRABTREE) ..... 1984-88  
BARBRA BLUME ..... 1988-90  
MALISSA HERNDON ..... 1990-91  
KATINA JONES ..... 1991-95  
VAL KOBEL ..... 1995-97  
QUERIDA JONES ..... 1997-00  
LEIGH ANN DAVIDSON ..... 2001-02  
DEINA WILLINGHAM ..... 2002-07  
HAILEY PURCELL ..... 2008-09  
DARNISHA LYLES ..... 2009-10  
RICKIESHA BRYANT ..... 2010-13  
TRISCHA LACY ..... 2013-14  
MYAH TAYLOR ..... 2015-18  
**DEMI BURDICK** ..... **2018-PRESENT**

## -34-

DAVIDA SMITH ..... 1992-96  
ZABRINA HARRIS ..... 1996-00  
JENNY LANNOM ..... 2001-05  
NICOLE RIVERS ..... 2005-06  
ALISHIA GLOVER ..... 2006-07, 08-09  
SHELBY CRAWFORD ..... 2010-13  
ASHIA JONES ..... 2013-15

## -35-

TAMIKA BROWN ..... 1998-00  
TIFFANY ARNOLD ..... 2003-05  
TRISTIAN JOHNSON ..... 2005-07  
MARIE GOYTEIE ..... 2007-08  
LABRICA WARD ..... 2009-10  
KARISMA TYSON ..... 2012-15  
EMILY EUBANK ..... 2015-17  
**PAIGE PIPKIN** ..... **2017-PRESENT**

## -40-

GLENDA HIME ..... 1976-78  
PAULA HARRIS ..... 1981-82  
MELISSA DAWSON ..... 1987-91  
TONYA SMOTHERS ..... 1992-96  
KERI SMITHSON ..... 1997-98  
RANDI MORGAN ..... 1999-03  
NICOLE RIVERS ..... 2004-05  
PERICA GLENN ..... 2010-12

## -41-

BELINDA DAVIDSON ..... 1976-78  
TINA WRIGHT ..... 1981-83  
BRENDA MCCLERKING ..... 1984-85

## -42-

RUTH GILBERT ..... 1977-78  
SANDRA LISE ..... 1981-82  
DEENIE WARE ..... 1982-85  
LARISSA MACIARZ ..... 1985-88  
CAROLYN XANDERS ..... 1988-92  
JESSICA WEBB ..... 1992-93  
CHRISTY HICKS ..... 1994-98  
JULIE YOUNG ..... 2000-04  
SARAH STINSON ..... 2007-08  
BETH HAWN ..... 2010-12  
ASHLEY BASSETT-SMITH ..... 2012-13  
MONIQUE JACKSON ..... 2014-15  
DAKOTA SMITH ..... 2015-16

## -43-

SANDRA LISE ..... 1982-83  
CINDY DUNCAN ..... 1983-84  
LARISSA MACIARZ ..... 1984-85  
JULIANNE COLEMAN ..... 1993-95  
APRIL WILLIAMS ..... 1995-99

## -44-

MARY KATE LONG ..... 1985-87  
DAWN LIMBAUGH ..... 1994-95  
NIKKI DAVIS ..... 1995-96  
BECKY CROWE ..... 1996-98  
CHRISTI BINKLEY ..... 1998-02  
CRYSTAL FULLER ..... 2004-08  
JESSICA PACE ..... 2009-10  
SHY COPNEY ..... 2015-17

## -45-

KATHLEEN MCGAHA ..... 1988-89  
LAWANTA MCKINNIE ..... 1989-91  
AMMIE STANFILL ..... 1991-92  
EVON RENFROE ..... 1992-93  
MARLAINA KIRKWOOD ..... 1994-95  
BREA GATES ..... 1996-98  
KELLY PENDLETON ..... 1999-02  
TRACEY TAYLOR ..... 2003-04  
TRACIE HARRIS ..... 2005-07  
AUBREY REEDY ..... 2010-12

## -50-

JULIANNE COLEMAN ..... 1992-93  
KAREN COX ..... 1996-97

## -53-

CATRECE WARD ..... 1987-89  
CHERYL RHODES ..... 1992-93  
DAWN LIMBAUGH ..... 1993-94  
MELODY PRICE ..... 1994-95  
CHASTITY BOHANNAN ..... 1997-98

## -54-

CHARLOTTE DOAKS ..... 1976-78  
CHASTITY BOHANNAN ..... 1997-00  
LINDSEY MAZZETTI ..... 2000-04

## -55-

PAT HEAD (SUMMITT) ..... 1970-74



# ALL-TIME ROSTER

## -A-

ADAMS, AUNDREA ..... 2018-19  
ADAMS, AUNJEL ..... 2007-08  
ALESHERE, KAY ..... 1984-86  
ANGEL, WHITNEY ..... 2002-05  
ANGLER, JENNIFER ..... 2006-08  
ARCHIE, KRISTIN ..... 2004-05  
ARNOLD, TIFFANY ..... 2003-05

## -B-

BARKER, T.J. .... 1999-02  
BASSETT-SMITH, ASHLEY ..... 2012-13  
BEATY, BETH ..... 1992-96  
BIGHAM, MARY ..... 1977-78  
BINKLEY, CHRISTI ..... 1998-02  
BLUME, BARBARA ..... 1988-90  
BOGGS, BREANNA ..... 2016-17  
BOHANNAN, CHASTITY ..... 1997-00  
BONNER, LAKUS ..... 2005-06  
BRADFIELD/MITCHUM, CARIE ..... 1974-75  
BRASHER, SHARON ..... 1973-77  
BREWSTER/COPELAND, TINA ..... 1976-80  
BROWN, TAMIKA ..... 1998-00  
BRUNDIGE/WHITE, JULIA ..... 1972-74  
BRUNDIGE, TIFFANY ..... 2000-04  
BRYANT, RICKIESHA ..... 2010-13  
**BURDICK, DEMI ..... 2017-PRESENT**  
BURGESS, DELLE ..... 1969-71  
BURKHED/DAVIS, MARY ANN ..... 1969-70  
BURNLEY, MICHELE ..... 1989-91  
BURTON, TERRI ..... 1980-82  
BUTLER, HEATHER ..... 2010-14

## -C-

CALDWELL, TIARA ..... 2013-15  
CANFIELD/HARDING, JUDY ..... 1969-70  
CARLILE, VICTORIA ..... 2006-08  
CAREY, CHANDRA ..... 2003-05  
CARROLL/JONES, KATHY ..... 1972-73  
CATE, JAN ..... 1991-92  
CHILDERS/ARCHIE, MARY ANN ..... 1969-71  
CHRISE, LINDSEY ..... 2016-17  
CLIFTON, GLENDA ..... 1982-84  
CLIFTON, GLORIA ..... 1982-84  
COHEA/CORBIN, WANDA ..... 1970-71  
COLEMAN, JULIANNE ..... 1992-95  
COOPER, NITA ..... 1969-70  
COPNEY, SHY ..... 2015-17  
CORBITT/HINKLE, DIANE ..... 1970-72  
CORDOVA, CHANDA ..... 1994-96  
COULSTON, LADONNA ..... 1974-75  
COX, KAREN ..... 1996-97  
COX, KIMBERLY ..... 2005-07  
CRAWFORD, SHELBY ..... 2010-13  
CROWE, BECKY ..... 1996-98  
CROWELL, KIM ..... 1983-87  
CUDE, BRENDA ..... 1971-72  
CUNNINGHAM, DEBRA ..... 1976-78  
CUNNINGHAM, PATTI ..... 1987-88  
CUPPLES, CALI ..... 2008-10

## -D-

DABBS/SANDERS, RITA ..... 1971-72  
DANIEL, LESLEY ..... 2010-11  
DAVIDSON, LEIGH ANN ..... 2001-05  
**DAVIS, EMMA ..... 2018-PRESENT**  
DAVIS, YOLANDA ..... 2008-10  
DAWSON, MELISSA ..... 1987-91  
DE LOTELLE/GUTHRIE, PHYLLIS ..... 1970-72  
DICKERSON, WILLA ..... 1974-77  
DOAKS, CHARLOTTE ..... 1975-79  
DOBBS, CASSANDRA ..... 1980-81  
DORRIS, RENEE ..... 1980-82  
DOUGLASS/MANESS, LANA ..... 1973-74  
DUNNING, ERIKA ..... 2000-02

## -E-

EMBRY, DAINA ..... 1983-85  
EPPERSON, JANICE ..... 1987-91  
EUBANK, ANSLEY ..... 2016-17  
EUBANK, EMILY ..... 2015-17

## -F-

FAULKNER, KAREN ..... 1996-97  
FEDAK, FRAN ..... 1980-84  
FELDHAUS, ASHTON ..... 2014-18  
FIELDS, TESSA ..... 1997-99  
FINNEY/SCOTT, SHEILA ..... 1977-79  
FISHER/STUBBLEFIELD, ESTHER ..... 1969-72  
FITE/WRAY, KATHY ..... 1971-73  
FLOYD/CLOLTRAIN, MARY JANE ..... 1969-70  
FLYNN, PHYLLIS ..... 1984-86  
FORNEY, SIENA ..... 2008  
FOSTER/ELLIOTT, JANICE ..... 1973-74  
FULLER, CRYSTAL ..... 2004-08  
FUQUA, MEGHAN ..... 2003-05

## -G-

GATES, BREA ..... 1996-98  
GEARIN/DAVIDSON, DAWN ..... 1973-74  
GILBERT, RUTH ..... 1977-78  
GILBERT, SEVELTE ..... 1993-95  
GLASS/VOLNER, BETTY ..... 1972-76  
GLENN, PERICA ..... 2010-12  
GLISSON, ERICA ..... 2009-10  
GLOVER, ALISHA ..... 2006-07, 08-09  
GODWIN, JAN ..... 1972-74  
GOLDEN, CORTICE ..... 2012-14  
GORDON/BRAY, VICKI ..... 1974-75  
GOULDER/EMERSON, DEBBIE ..... 1976-77  
GOYETTE, MARIE ..... 2007-08  
**GRANT, KYANNAH ..... 2018-PRESENT**  
**GRANT, KYARRAH ..... 2018-PRESENT**  
**GRIFFIN, DAMIAH ..... 2017-PRESENT**  
GRIFFIN, HEATHER ..... 2010-12  
GRIFFIN/PARNELL, KARON ..... 1969-73

## -H-

HAISLIP, JACLISSA ..... 2010-12  
HALE, TAMMY ..... 1979-80  
HALL, CHELSEY ..... 2012-14  
HALL, TAYLOR ..... 2010-12  
HAMILTON, ANITA ..... 1981-83  
HAMILTON, ANN ..... 1974-75  
HARPER, SAMANATHA ..... 2008-10  
HARRIS, PAULA ..... 1979-83  
HARRIS, STACY ..... 1981-82  
HARRIS, TRACIE ..... 2005-07  
HARRIS, ZABRINA ..... 1996-00  
**HARRISON, HAYLEY ..... 2019-PRESENT**  
HAWK, JILL ..... 1985-87  
HAWKINS/DAVIDSON, BELINDA ..... 1976-80  
HAWN, BETH ..... 2010-12  
HEAD/SUMMITT, PAT ..... 1970-74  
HERNDON, MALISSA ..... 1990-91  
HICKS, CHRISTY ..... 1994-98  
**HICKS, ZAIRE ..... 2017-PRESENT**  
HIGDON/GILLIHAN, MARY ..... 1975-77  
HILL, TA'NAISHA ..... 2015-16  
HINE, ANNIE ..... 1978-82  
HOLMAN, NICOLE ..... 2006-08  
HOMRA/ROGERS, GAIL ..... 1969-70  
HOWARD, HALEY ..... 2014-16  
**HUDSON, SADE' ..... 2018-PRESENT**  
HUFFMAN/GILLIHAN, MARGARET ..... 1975-77  
HUTCHERSON, AMY ..... 1986-87

## -I-

ISRAEL, MICHELLE ..... 2005

## -J-

JACKSON, ANDREIKA ..... 2003-07  
JACKSON, MONIQUE ..... 2014-15  
JACOBUS/POWELL, JENNY ..... 1977-78  
JERMAN/AVERY, ROBIN ..... 1975-76  
JOHNSON, JORDAN ..... 2012-14  
**JOHNSON, RAEGAN ..... 2019-PRESENT**  
JOHNSON, TAWANA ..... 1991-93  
JOHNSON, TRISTIAN ..... 2005-07  
JOHNSTON/BROOKS, BONNIE ..... 1972-74  
JONES, ASHIA ..... 2013-15  
JONES, KATINA ..... 1991-94  
JONES/BRANDENBURG, MARILYN ..... 1969-71  
JONES, QUERIDA ..... 1998-00  
JORDAN, DIANE ..... 1983-85

## -K-

KEMP, LIBBY ..... 1980-82  
KENDRICK, LESA ..... 1978-79  
KIRK, MARYAM ..... 2008-09  
KOBEL, VAL ..... 1995-97  
KOHLEIM, JENNIFER ..... 1994-95

## -L-

LACEY, REGINA ..... 1986-88  
LACY, TRISCHA ..... 2013-14  
LANDVERSICHT, JALYNN ..... 2018-19  
LANNOM, JENNY ..... 2001-05  
LA PRADD/MEDLING, PAT ..... 1970-71  
LAVERTU, WENDY ..... 1984-87  
LENDERMAN, LAURA ..... 1977-79  
LEWIS, BERNADINE ..... 1977-79  
LIMBAUGH, DAWN ..... 1993-95  
LINDSEY, SHARON ..... 1989-90  
LISE, SANDRA ..... 1981-83  
LOCKRIDGE, NICHOLE ..... 1997-99  
LONG, GWENDOLYN ..... 1985-90  
LONG/AREND, MARY KATE ..... 1985-89  
LYLES, DARNISHA ..... 2009-10

## -M-

MACIARZ, LARISSA ..... 1984-87  
MANLEY, MARY ANNE ..... 1990-91  
MALLARD/JACOBS, LACEE ..... 1969-71  
MALONE, WHITNEY ..... 2007-09  
MARTIN, MICHELLE ..... 1988-90  
MARVIN/MOORE, RETTA ..... 1974-75  
MASENGIL, ELIZABETH ..... 2013-14  
MASON, JANEKIA ..... 2016-18  
MAXEDON, SHERRY ..... 1971-72  
MAXEY, WHITNEY ..... 2006-08  
MAZZETTI, LINDSEY ..... 2000-04  
MCCONNELL, BARBARA ..... 1978-81  
MCDANIEL, LAURA ..... 1969-70  
MCDONALD, BRIANA ..... 2012-13  
MCELHINEY, KELLIE ..... 1991-92  
MCKINNIE, LAWANTA ..... 1989-91  
MEEK/HATLER, STARR ..... 1973-77  
MELTON, AMANDA ..... 1986-87  
MELTON, BETHANY ..... 1996-98  
METROKA, JACKIE ..... 1984-85  
MILLER, JODY ..... 1997-02  
MINTER, MATREKIA ..... 2010-11  
MITCHELL, PHYLLISHA ..... 2005-09  
**MOORE, BRITNI ..... 2018-PRESENT**  
MORGAN, RANDI ..... 1999-03  
MORROW, LASHANTA ..... 1999-03

## -N-

NEWSOME, JASMINE ..... 2010-14

## -P-

PAGE, JESSIC ..... 2009-10  
PAGE, DANIELLE ..... 2001-05  
PARRISH, KRISTIE ..... 1987-91  
PENDLETON/DEVILDER, KELLY ..... 1998-02  
**PERRY, CHELSEY ..... 2017-PRESENT**  
PHILPOT, BRENDA ..... 1986-87  
**PIERCE, ANNA ..... 2018-PRESENT**  
**PIPKIN, PAIGE ..... 2017-PRESENT**  
POLUMBO, PAULA ..... 1982-84  
PREWITT, DIANE ..... 1974-75  
PURCELL, HAILEY ..... 2008-09

## -R-

REAVES, ANGELA ..... 1981-85  
REEDY, GENTRY ..... 2009-10  
REEDY, AUBREY ..... 2010-12  
RHEW, BECKY ..... 1983-84  
RICE, TIFFANY ..... 1995-97  
RILEY, AMY ..... 1977-79  
**RIPPY, MACY ..... 2019-PRESENT**  
RIPPY/GREEN, MARY ..... 1971-72  
RIVERS, NICOLE ..... 2004-07  
ROBERTS, CHELSEA ..... 2013-16  
ROBERTSON, EMANYE ..... 2015-19  
ROBINSON/HALL, ELAINE ..... 1973-75  
ROBINSON, KEVA ..... 2002-06  
ROCHELL, CASSONDRA ..... 1988-89  
ROSS/JACOBS, JANICE ..... 1970-74  
RUDOLPH/JAMES, ANN ..... 1970-71

RUDOLPH, PAMELA ..... 1985-87  
RUFFIN, DAJIA ..... 2014-16

## -S-

SANDERS/REILY, ANITA ..... 1974-76  
SANDUSKY, KANDI ..... 1988-90  
SCARBROUGH/DONOVAN, PATSY ..... 1975-77  
SCHUBERT, KATIE ..... 2012-16  
SHANKLIN/CHANDLER, VERA ..... 1969-70  
SMITH, DAKOTA ..... 2015-16  
SMITH, DAVIDA ..... 1992-96  
SMITH, KIARA ..... 2008  
SMITH, PAIGE ..... 2009-10; 11-12  
SMITHSON, KERI ..... 1997-98  
SMOTHERS, TONYA ..... 1992-96  
SPENCE, BETH ..... 1973-74  
SPRAY, KENDALL ..... 2016-18  
**STANFORD, TAMIAH ..... 2017-PRESENT**  
STINSON, SARAH ..... 2007-08  
STOVER, PAM ..... 1975-76  
STURGEON/ROBINSON, KIM ..... 1972-73  
SURRETT, MELLANIE ..... 1986-90  
SWAIM, GRACE ANN ..... 2010-11  
SZCZEPANIK, LORI ..... 1979-80

## -T-

TANSIL, TARA ..... 1991-95  
TARPLEY, RENEE ..... 1975-77  
TAYLOR, BARIANNE ..... 2012-13  
TAYLOR, MYAH ..... 2015-18  
TERRY, ANITA ..... 1977-81  
THOMAS, DAPHNE ..... 2005-06  
THOMAS, TORRE ..... 2002-04  
THOMPSON, ASHLEY ..... 2006-07  
THORNTON, JANELLE ..... 1992-97  
THURMAN/HIME, GLENDA ..... 1974-78  
TURNER, CAROL ..... 1974-75  
TYSON, KARISMA ..... 2012-15

## -U-

UNDERWOOD/POTEETE, AMY ..... 1976-80

## -V-

VANLANDINGHAM, SYDNEY ..... 2012-13  
VINCENT, TEDDY ..... 2015-17  
VINSON, CHERISSA ..... 2009-10

## -W-

**WALDROP, MADDIE ..... 2017-PRESENT**  
WALTERS, PHYLLIS ..... 1982-83  
WARD, CATRECE ..... 1987-89  
WARD, JESSY ..... 2013-17  
WARD, LABRICA ..... 2009-10  
WARE, DEENIE ..... 1981-85  
WARFIELD-CROSS, SHAI ..... 2013-15  
WARREN, GINA ..... 1990-94  
WATSON, AMY ..... 1999-03  
WEATHERLY, ALECIA ..... 2009-11  
WEAVER, INDIA ..... 1997-00  
WEBB, TRACY ..... 1998-02  
WELCH, LINDA ..... 1979-80  
WELLS, REBECCA ..... 1978-79  
WHEELER, BETH ..... 1997-99  
WHITE, MEGAN ..... 2010-14  
WHITAKER, TINA ..... 1983-84  
WINTON-CRABTREE, LISA ..... 1984-88  
WILLIAMS, APRIL ..... 1996-99  
WILLINGHAM, DEINA ..... 2003-07  
WILSON, JESSICA ..... 2001-02  
WILSON, JESSICA ..... 2004-05  
WOODS, DARLENE ..... 1979-80  
WOOLFOLK, DANIELLE ..... 2014-15  
WRIGHT, ALLISON ..... 2008-11  
WRIGHT, TINA ..... 1979-83

## -X-

XANDERS, CAROLYN ..... 1988-92

## -Y-

**YOUNG, DASIA ..... 2019-PRESENT**  
YOUNG, JULIE ..... 2000-04  
YOUNG, NAKIA ..... 1996-97





# HALL OF CHAMPIONS



# 1998-99 OVC SEASON



## 1999 WNIT FIRST ROUND

March 11, 1999 • Skyhawk Arena  
UT Martin 77, Ole Miss 66

The University of Tennessee at Martin women's basketball team used a 20-7 second-half run to break open a close game and defeat Ole Miss, 77-66, Thursday night at Skyhawk Arena in the first round of the Postseason Women's National Invitational Tournament.

After taking a 33-22 lead into halftime, the Skyhawks still led by one, 40-39, with 15:00 to play. However, the 20-7 spurt over the next 8:28 gave UT Martin a 60-46 lead with 6:32 left in the game.

The Skyhawks extended the lead to 66-50 on a Nichole Lockridge jumper with 5:06 to play, and the Lady Rebels would get no closer than nine points the rest of the way.

"Ole Miss was the more aggressive team in the first half. Once we got the lead, we became tentative," said UT Martin co-head coach Gary Van Atta. "We did a better job on the defensive end in the second half and were able to nullify their quickness. We couldn't stop Boyd inside, but we did a good job on Bethley and Myatt."

Tessa Fields led four Skyhawks in double figures with 25 points, including 11-of-13 free throws. Zabrina Harris posted a double-double, finishing with 16 points and 13 rebounds. Tamika Brown and Lockridge each scored 10 points, while Tracy Webb pulled down a career-high 11 rebounds for UT Martin.

The Lady Rebels (15-13) were led by Frankie Boyd who finished with 24 points and 10 rebounds. Tarsha Bethley also posted a double-double, registering 17 points and 10 rebounds. Sinissia Wysinger pulled down a team-high 11 rebounds for Ole Miss.

The Skyhawks matched the school record for wins in a season while improving to 22-8, the best mark for a UT Martin women's team since the 1972-73 team finished 22-4. The victory was the ninth straight at home for the Skyhawks, setting a new school standard.

MISS	FG	3FG	FT	REB	PF	PTS	A	TO	BK	ST
Wysinger*	3-5	0-1	0-1	11	3	6	0	2	0	1
Bethley*	5-15	1-4	6-6	10	3	17	0	5	1	4
Boyd*	9-21	0-0	6-8	10	2	24	0	4	2	2
Dorsey*	0-7	0-3	0-0	2	5	0	0	3	0	2
Myatt*	1-8	1-7	2-2	6	3	5	10	2	0	1
Corbitt	2-5	2-5	1-3	1	2	7	3	2	0	0
Moton	0-1	0-1	0-0	0	1	0	0	0	0	0
Signaigo	0-0	0-0	0-0	0	0	0	0	0	0	0
Gadd	0-3	0-0	0-0	3	1	0	0	0	0	0
Vollrath	2-2	1-1	0-0	0	4	5	0	0	0	0
Bolden	1-2	0-0	0-2	2	1	2	0	0	0	0
Murphy	0-0	0-0	0-0	0	0	0	0	0	0	0
Team	-	-	-	1	-	-	-	-	-	-
<b>TOTALS</b>	<b>23-69</b>	<b>5-22</b>	<b>15-22</b>	<b>46</b>	<b>25</b>	<b>66</b>	<b>13</b>	<b>19</b>	<b>3</b>	<b>10</b>
FG	1st (10-30) 33.3		2nd (13-39) 33.3			Total (23-69) 33.3				
3FG	1st (2-10) 20.0		2nd (3-12) 25.0			Total (5-22) 22.7				
FT	1st (10-13) 76.9		2nd (5-9) 55.6			Total (15-22) 68.2				
Deadball Rebounds:	2									

UTM	FG	3FG	FT	REB	PF	PTS	A	TO	BK	ST
Webb*	1-2	0-0	5-6	11	3	7	4	4	0	0
Harris*	7-23	0-3	2-4	13	2	16	2	5	1	0
Bohannan*	2-3	0-0	0-0	3	5	4	1	1	0	0
Fields*	6-12	2-5	11-13	4	2	25	4	3	0	4
Brown*	3-8	2-6	2-2	2	0	10	2	1	0	1
Wheeler	0-0	0-0	0-1	1	3	0	0	0	0	0
Lockridge	4-10	0-0	2-2	2	0	10	2	1	0	1
Jones	0-1	0-1	2-2	0	2	2	0	0	0	0
Binkley	1-1	0-0	1-1	0	1	3	0	0	0	0
Team	-	-	-	4	-	-	-	-	-	-
<b>TOTALS</b>	<b>24-60</b>	<b>4-15</b>	<b>25-31</b>	<b>43</b>	<b>20</b>	<b>77</b>	<b>13</b>	<b>16</b>	<b>1</b>	<b>6</b>
FG	1st (13-36) 36.1		2nd (11-24) 45.8			Total (24-60) 40.0				
3FG	1st (2-8) 25.0		2nd (2-7) 28.6			Total (4-15) 26.7				
FT	1st (5-6) 83.3		2nd (20-25) 80.0			Total (25-31) 80.6				
Deadball Rebounds:	4									
Officials:	Robin Orr, Felicia Grinter, Kathy Ayers									
Technical Fouls:	UTM-none, OM-none									
Attendance:	2,251									
<b>Score by Periods</b>	<b>1st</b>	<b>2nd</b>	<b>Total</b>							
Ole Miss	32	34	66							
UT Martin	33	44	77							

## 1999 WNIT SECOND ROUND

March 15, 1999 • Elma Roane Fieldhouse  
Memphis 87, UT Martin 73

The University of Tennessee at Martin women's basketball team shot just 31 percent from the field while losing an 87-73 decision to Memphis in the second round of the Postseason Women's National Invitational Tournament Sunday at Elma Roane Fieldhouse.

Seniors Tessa Fields and Nichole Lockridge each had 13 points to pace the Skyhawks, while Zabrina Harris and Chastity Bohannan contributed 12 and 11 points, respectively. Tracy Webb pulled down a game-high nine rebounds.

Conference USA Player of the Year and All-America Tamika Whitmore led Memphis with a game-high 25 points in spite of playing only 23 minutes because of foul trouble. Kelly Herron added 18 points, while Malissa Bush finished with 13 points for the Lady Tigers.

In spite of a 29-18 rebounding edge at halftime, the Skyhawks trailed, 40-30, at intermission. Memphis opened the second half with an 8-2 run to take a 48-32 lead with 17:48 to play.

The Skyhawks battled back to pull within 52-46 with 12:53 left after a 14-4 UT Martin run. However, Herron scored seven straight points to put the Lady Tiger lead back at 12, 64-52, with 8:26 to go. UT Martin would get no closer than 10 the rest of the way.

The Skyhawks conclude a 22-9 season, while the Lady Tigers improve to 21-9 and advance to face Arkansas State in the quarterfinals.

UTM	FG	3FG	FT	REB	PF	PTS	A	TO	BK	ST
Harris*	4-10	0-0	4-6	5	5	12	4	1	1	1
Webb*	0-8	0-3	4-4	9	3	4	2	2	0	0
Bohannan*	4-7	0-0	3-4	5	1	11	2	3	0	0
Fields*	2-14	1-7	8-13	3	5	13	3	5	0	4
Brown*	1-11	1-7	1-2	3	2	4	2	3	0	3
Wheeler	3-6	3-6	0-0	2	4	9	3	0	0	0
Lockridge	5-8	1-1	2-2	6	1	13	0	2	0	0
Jones	0-1	0-0	0-0	1	1	0	0	0	0	0
Williams	0-0	0-0	0-0	0	1	0	0	0	0	0
Binkley	3-5	0-0	1-4	5	2	7	0	1	0	0
Team	-	-	-	5	-	-	-	-	-	-
<b>TOTALS</b>	<b>22-70</b>	<b>6-24</b>	<b>23-35</b>	<b>42</b>	<b>25</b>	<b>73</b>	<b>16</b>	<b>18</b>	<b>1</b>	<b>8</b>
FG	1st (11-39) 28.2		2nd (11-31) 35.5			Total (22-70) 31.4				
3FG	1st (1-12) 08.3		2nd (5-12) 41.7			Total (6-24) 25.0				
FT	1st (7-14) 50.0		2nd (16-21) 76.2			Total (23-35) 65.7				
Deadball Rebounds:	8									

MEM	FG	3FG	FT	REB	PF	PTS	A	TO	BK	ST
Bush*	6-11	0-0	1-2	5	4	13	1	3	1	1
Whitmore*	8-13	1-3	8-10	3	4	25	3	2	0	0
Herron*	8-13	2-3	0-0	6	1	18	2	3	1	2
Reed*	2-7	0-2	4-6	7	2	8	6	6	0	0
Phillips*	0-1	0-1	2-3	2	0	2	8	6	6	0
Collins	1-2	0-0	2-2	4	2	4	1	0	0	1
Bell	1-3	0-0	0-0	0	2	2	1	1	0	0
Blaylock	0-0	0-0	2-4	4	4	2	1	1	2	1
Jackson	0-1	0-1	3-4	0	1	3	1	0	0	1
Abraham	2-6	0-0	6-6	9	4	10	1	2	2	1
<b>TOTALS</b>	<b>28-57</b>	<b>3-10</b>	<b>28-37</b>	<b>42</b>	<b>24</b>	<b>87</b>	<b>21</b>	<b>19</b>	<b>6</b>	<b>7</b>
FG	1st (11-39) 28.2		2nd (11-31) 35.5			Total (22-70) 31.4				
3FG	1st (1-12) 08.3		2nd (5-12) 41.7			Total (6-24) 25.0				
FT	1st (7-14) 50.0		2nd (16-21) 76.2			Total (23-35) 65.7				
Deadball Rebounds:	8									
Officials:	Don Williams, Trey Meadors, Frank Wilson									
Technical Fouls:	UTM-none, UM-none									
Attendance:	1,739									
<b>Score by Periods</b>	<b>1st</b>	<b>2nd</b>	<b>Total</b>							
UT Martin	30	43	73							
Memphis	40	47	87							

# 2010-11 OVC TOURNAMENT

CHAMPIONS



## NCAA TOURNAMENT - NO. 15 SEED VS. NO. 2 SEED DUKE (AT DURHAM, N.C.)

### OFFICIAL BASKETBALL BOX SCORE -FINAL STATISTICS

#### UT MARTIN VS. DUKE

3-19-11 1:45 PM at Durham, N.C. (Cameron Indoor Stadium)

#### Official Basketball Box Score -- Game Totals -- Final Statistics

##### UT Martin vs Duke

3-19-11 1:45 PM at Durham, N.C. (Cameron Indoor Stadium)

##### UT Martin 45 • 21-11 (14-4 OVC)

#	Player	Total			3-Ptr			Rebounds			PF	TP	A	TO	Blk	Stl	Min
		FG	FGA	FT	FGA	FTA	FT	Off	Def	Tot							
20	HAISLIP, Jaclyssa	f	1-4	1-3	0-0	1	4	5	1	3	1	3	1	1	0	0	34
22	WEATHERLY, Alecia	f	0-1	0-1	1-2	0	4	4	1	1	0	2	0	0	0	0	28
42	HAWN, Beth	f	1-2	0-0	0-0	0	0	0	2	2	1	0	0	0	0	0	8
11	BUTLER, Heather	g	6-21	1-11	2-2	0	1	1	2	15	2	6	0	0	0	0	40
12	NEWSOME, Jasmine	g	2-7	0-0	5-7	2	2	3	9	3	9	0	1	3	0	1	38
03	WRIGHT, Allison		0-0	0-0	0-0	0	0	0	0	0	0	0	0	0	0	0	0+
05	MINTER, Matrika		0-0	0-0	0-0	0	0	0	0	0	0	0	0	0	0	0	1
14	HALL, Taylor		3-4	2-2	2-2	1	2	3	1	10	1	2	0	0	0	0	26
15	SWAIM, Grace Ann		0-0	0-0	0-0	0	0	0	0	0	0	0	0	0	0	0	2
32	WHITE, Megan		0-0	0-0	0-0	0	0	0	1	0	0	2	0	0	1	2	
33	BRYANT, Rickiesha		0-0	0-0	0-2	2	2	2	0	0	0	0	0	0	0	0	2
34	CRAWFORD, Shelby		0-0	0-0	0-0	0	0	0	0	0	0	0	0	0	0	1	2
40	GLENN, Perica		2-3	0-0	0-0	2	4	6	3	4	0	0	0	0	0	0	13
45	REEDY, Aubrey		0-1	0-0	1-2	0	1	1	1	1	0	0	0	0	0	0	4
	Team								2	4			2				
	Totals		15-43	4-17	11-17	8	22	30	15	45	8	24	0	3	1	200	

FG % 1st Half:	10-24	41.7%	2nd half:	5-19	26.3%	Game:	15-43	34.9%	Deadball	
3FG % 1st Half:	3-10	30.0%	2nd half:	1-7	14.3%	Game:	4-17	23.5%	Rebounds	2
FT % 1st Half:	8-10	80.0%	2nd half:	3-7	42.9%	Game:	11-17	64.7%		

##### Duke 90 • 30-3 (12-2 ACC)

#	Player	Total			3-Ptr			Rebounds			PF	TP	A	TO	Blk	Stl	Min
		FG	FGA	FT	FGA	FTA	FT	Off	Def	Tot							
13	Karima Christmas	f	3-5	0-1	2-3	4	3	7	2	8	2	2	0	0	0	0	18
43	Allison Vernerey	f	4-7	0-0	0-0	1	3	4	2	8	0	0	0	0	0	1	15
34	Krystal Thomas	c	4-7	0-0	0-0	2	2	4	0	8	5	0	0	3	21		
03	Shay Selby		2-5	1-3	0-0	1	0	1	0	5	4	0	0	0	11		
05	Jasmine Thomas	g	7-13	3-6	1-2	0	1	1	2	18	5	1	0	2	28		
04	Chloe Wells		2-5	0-1	0-0	0	2	2	2	4	3	2	1	2	17		
12	Chelsea Gray		5-8	1-3	0-0	0	1	1	1	11	2	0	0	3	20		
15	Richa Jackson		1-3	0-0	3-6	2	5	7	2	5	2	0	0	0	3	19	
24	Kathleen Scheer		1-4	0-3	2-2	1	3	4	2	4	2	0	0	0	14		
32	Tricia Liston		3-4	2-3	0-0	0	1	1	1	8	0	3	0	2	12		
33	Haley Peters		5-8	0-0	1-1	2	2	4	1	11	0	0	0	0	25		
	Team					1	1	2									
	Totals		37-69	7-20	9-14	14	24	38	15	90	25	8	1	16	200		

FG % 1st Half:	17-32	53.1%	2nd half:	20-37	54.1%	Game:	37-69	53.6%	Deadball	
3FG % 1st Half:	3-10	30.0%	2nd half:	4-10	40.0%	Game:	7-20	35.0%	Rebounds	1
FT % 1st Half:	4-6	66.7%	2nd half:	5-8	62.5%	Game:	9-14	64.3%		

Officials: Bryan Brunette, Karen Preato, Charlie Hurst  
Technical fouls: UT Martin-None. Duke-None.  
Attendance: 4319

Score by periods	1st	2nd	Total
UT Martin	31	14	45
Duke	41	49	90

Last FG - UTM 2nd-00:22, DUKE 2nd-01:17.  
Largest lead - UTM None, DUKE by 47 2nd-01:17.

Points	In	Off	2nd	Fast	Bench
UTM	16	6	8	0	15
DUKE	46	32	15	12	43

Score tied - 0 times.  
Lead changed - 0 times.

For the first 20 minutes of this afternoon's matchup against Duke in the first round of the NCAA Tournament, The University of Tennessee at Martin women's basketball team traded blows with the No. 2 seeded Blue Devils on their own home floor. However, Duke opened the second half on a 9-0 run and never looked back. UT Martin suffered a 90-45 loss at Cameron Indoor Stadium.

Ohio Valley Conference Freshman of the Year Heather Butler capped off her spectacular debut season with a team-best 15 points tonight, while junior Taylor Hall added 10 points off the bench for UT Martin (21-11). Jasmine Newsome also chipped in nine points for the Skyhawks, who were making their first-ever NCAA Tournament appearance.

"In the first half we didn't play as well as we can play and we were down 10," UT Martin head coach Kevin McMillan said. "I felt pretty good about that, but I was worried about the gas that was left in the tank. You hope that your adrenaline will kick in and that you can find ways to fight in the second half and make a shot or two. The thing about this game is that once the snowball got rolling it was gone. We didn't have much of an answer."

Jasmine Thomas' 18 points led the Blue Devils, who will advance to play Marist in the second-round on Monday. Chelsea Gray and Haley Peters also scored 11 points for Duke, who improved to 30-3 on the season.

Duke scored the first five points of the game before Beth Hawn converted a wide-open layup 50 seconds into the game to put the Skyhawks on the scoreboard. The Blue Devils then scored five unanswered before a Jaclyssa Haislip three-pointer from the right wing made the score 10-5.

The Skyhawks trailed by nine before UT Martin scored four straight points off a Hall jumper and backdoor layup by Butler to slice its deficit to five points at the 13:27 mark.

The Blue Devils then went ahead by 11 points thanks to six straight points in the paint, but Newsome took over. The lightning-quick guard scored five straight points in 55 seconds for the Skyhawks to help UT Martin stay within 10 points.

A Hall trey from the right corner at the 4:18 mark made the score 32-22, but the Skyhawks went scoreless for the next 2:14 while Duke opened up a 15-point lead. Another Hall three-pointer ended the drought, igniting a 9-4 run to close out the half and send the Skyhawks into the locker room trailing 41-31.

Newsome's nine points paced UT Martin at the break, while Butler and Hall poured in eight points apiece. Thomas tallied a game-high 10 points for the Blue Devils in the first half.

Duke's big run to begin the second half ended when Hall sank a pair of free throws at the 16:55 mark. However, the Blue Devils scored seven of the next nine points before Butler drilled a three-pointer from the right wing with just under 15 minutes to play.

That would be the last field goal the Skyhawks would make for the next 4:52, as a long jumper by Butler at the 10:05 mark broke the scoreless streak. Duke responded by hitting back-to-back three-pointers to push its lead out to 71-41 at the under-eight minute media timeout.

UT Martin would endure another lengthy span without a field goal, as a layup by Perica Glenn at the five-minute mark ended a 12-0 Blue Devil run and made the score 77-43. Duke then scored the next 12 points of the game before Butler leaner with 22 seconds left ended the scoring on both sides.





# 2011-12 OVC SEASON AND TOURNAMENT

CHAMPIONS



2011-12 • 2019-20 WOMEN'S BASKETBALL

## NCAA TOURNAMENT - NO. 15 SEED VS. NO. 2 SEED TENNESSEE (AT CHICAGO, ILL.)

### OFFICIAL BASKETBALL BOX SCORE - FINAL STATISTICS

#### UT MARTIN VS. TENNESSEE

3-17-12 3:10 PM at Chicago, Ill. (Allstate Arena)

#### Official Basketball Box Score -- Game Totals -- Final Statistics

##### UT Martin vs Tennessee

03/17/12 3:10 pm at Allstate Arena

UT Martin 49 • 23-9

#	Player		Total		3-Ptr	FT-FTA	Rebounds			PF	TP	A	TO	Blk	Stl	Min
			FG	FGA			Off	Def	Tot							
34	CRAWFORD, Shelby	f	1-2	0-0	0-0	1	1	2	2	2	0	0	0	0	0	15
11	BUTLER, Heather	g	5-25	1-8	3-4	3	4	7	1	14	2	1	0	1	1	40-
12	NEWSOME, Jasmine	g	3-18	0-5	4-4	0	6	6	0	10	5	4	1	0	1	40-
20	HAISLIP, Jaclissa	g	5-8	2-3	0-0	0	2	2	2	12	1	0	0	2	34	
45	REEDY, Aubrey	g	1-4	0-0	0-0	0	2	2	4	2	0	0	1	0	21	
14	HALL, Taylor	f	1-4	1-4	0-0	0	3	3	1	3	4	2	0	0	18	
15	SMITH, Paige	f	0-0	0-0	0-0	0	0	0	0	0	0	0	0	0	0+	
32	WHITE, Megan	f	0-0	0-0	0-0	0	0	0	0	0	0	0	0	0	0+	
33	BRYANT, Rickiesha	g	3-4	0-0	0-0	2	3	5	0	6	0	1	2	0	24	
40	GLENN, Perica	f	0-1	0-0	0-0	1	2	3	2	0	0	0	0	0	8	
42	HAWN, Beth	f	0-0	0-0	0-0	0	0	0	0	0	0	0	0	0	0+	
Team							6	3	9							
Totals			19-66	4-20	7-8	13	26	39	12	49	12	8	4	3	200	

FG % 1st Half:	9-32	28.1%	2nd half:	10-34	29.4%	Game:	19-66	28.8%	Deadball	
3FG % 1st Half:	3-12	25.0%	2nd half:	1-8	12.5%	Game:	4-20	20.0%	Rebounds	1
FT % 1st Half:	5-6	83.3%	2nd half:	2-2	100.0	Game:	7-8	87.5%		

Tennessee 72 • 25-8

#	Player		Total		3-Ptr	FT-FTA	Rebounds			PF	TP	A	TO	Blk	Stl	Min
			FG	FGA			Off	Def	Tot							
25	JOHNSON, Glory	f	6-10	0-0	2-3	6	6	12	0	14	0	4	1	2	29	
40	STRICKLEN, Shekinna	f	3-12	1-4	0-0	2	4	6	0	7	4	0	2	0	31	
21	BAUGH, Vicki	c	2-5	0-0	1-1	2	3	5	1	5	3	1	1	2	20	
01	BASS, Briana	f	1-7	1-5	0-0	0	0	0	1	3	0	0	0	0	12	
15	MANNING, Alicia	g	2-6	1-3	0-0	2	3	5	1	5	0	1	2	1	11	
04	WILLIAMS, Kamiko	f	2-3	0-1	0-0	1	5	6	1	4	3	1	1	0	17	
05	MASSENGALE, Ariel	f	3-6	2-4	0-0	1	1	2	2	8	4	0	0	0	17	
10	SIMMONS, Meighan	f	7-13	4-7	2-2	0	2	2	1	20	0	0	1	2	21	
11	BURDICK, Cierra	f	0-3	0-0	0-0	0	2	2	1	0	0	0	1	0	15	
13	SPANI, Taber	f	1-3	1-3	0-0	1	3	4	0	3	1	1	0	0	16	
20	HARRISON, Isabelle	f	1-2	0-0	1-4	1	3	4	1	3	0	0	1	1	11	
Team							2	2	4							
Totals			28-70	10-27	6-10	18	34	52	9	72	15	8	10	8	200	

FG % 1st Half:	15-38	39.5%	2nd half:	13-32	40.6%	Game:	28-70	40.0%	Deadball	
3FG % 1st Half:	4-16	25.0%	2nd half:	6-11	54.5%	Game:	10-27	37.0%	Rebounds	2
FT % 1st Half:	1-4	25.0%	2nd half:	5-6	83.3%	Game:	6-10	60.0%		

Officials: Bob Scofield, Wesley Dean, Pualani Spurlock  
Technical fouls: UT Martin-None, Tennessee-None.  
Attendance:

Score by periods	1st	2nd	Total
UT Martin	26	23	49
Tennessee	35	37	72

Last FG - UTM 2nd-01:12, UT 2nd-01:39.  
Largest lead - UTM by 2 1st-16:39, UT by 25 2nd-01:39.

Score tied - 0 times.  
Lead changed - 2 times.



The University of Tennessee at Martin women's basketball team sold out to its plan Saturday afternoon in the first round of the NCAA Tournament against Tennessee at Allstate Arena Saturday afternoon.

However the team made a few mistakes that the coaching staff recognized and Tennessee used its size and depth to eliminated UT Martin from the NCAA Tournament, 72-49. The setback ends UT Martin's 14-game winning streak and sends Tennessee into Monday night's second round against the winner of the BYU-DePaul game.

"What we had planned on doing, we did the whole game," UT Martin head coach Kevin McMillan said. "We sold out on our plan, and that was to control who shot the ball and where they shot from and for the most part we did a good job. I think we only made three or four mistakes that we were upset about as a staff."

The Skyhawks fell behind 5-0 with 17:59 to play in the game, but went on a 7-0 run thanks to sophomore Jaclissa Haislip's 3-pointer with 16:39 to play in the first half.

"I think the few times in the first half when I was getting points I was slipping by a screen and catching them off guard," Haislip said. "So, I think their defensive plan they had worked all night. We got the shots we wanted we just had to put them in the hole."

Tennessee answered the UT Martin run with an 8-0 run of its own and took a 13-7 lead when senior Glory Johnson made a layup. Tennessee never trailed again in the game. Johnson was held to four points in the first half, but had seven of her game-high 12 rebounds in the first half.

Tennessee led at the half 35-26. UT Martin shot 28 percent from the field in the first half and 25 percent from behind the arc. Despite the poor shooting effort Haislip scored 10 points in the first half.

Tennessee opened the second half with an 8-0 run and led 43-29 when Briana Bass knocked down a 3-pointer. Tennessee made 10 3-pointers, while UT Martin who entered the game averaging 10.4 3-pointers per game only made four three balls.

McMillan said his team will take several things away from the loss to Tennessee.

"We were much better today than we were a year ago at Duke," he said. "We were out rebounded 52-39 and that was an acceptable margin. Taking things away from this game, Tennessee played two mid-majors all year, and they won both of them by 35 points, and here we are, shooting as poorly as we shoot, and we played them to 23."

"Where we fell short is we have to score more points."

Heather Butler led UT Martin with 14 points, while Haislip finished the game with 12 points and Jasmine Newsome added 10 points.

Meighan Simmons led Tennessee with 20 points, while Johnson added 14 points.

The Skyhawks finished the season with a 23-9 won-loss record and for the second consecutive season only lose one senior, Taylor Hall, to graduation.

"We have marked the novelty off (going to the NCAA Tournament), now we have to figure out how to win a game," McMillan said.



# 2012-13 OVC TOURNAMENT

CHAMPIONS



## NCAA TOURNAMENT - NO. 16 SEED VS. NO. 1 SEED NOTRE DAME (AT IOWA CITY, IOWA)

### OFFICIAL BASKETBALL BOX SCORE - FINAL STATISTICS

#### UT MARTIN VS. NOTRE DAME

3-24-13 4:05 PM at Iowa City, Iowa (Carver-Hawkeye Arena)

#### Official Basketball Box Score -- Game Totals -- Final Statistics

UT Martin vs Notre Dame

3/24/13 4:05 PM at Iowa City, Iowa - Carver-Hawkeye Arena

UT Martin 64 • 19-15

#	Player		Total		3-Ptr	Rebounds					PF	TP	A	TO	Blk	Stl	Min
			FG	FGA	FG-FGA	FT	FTA	Off	Def	Tot							
33	BRYANT, Rickiesha	f	1-2	0-1	0-0	1	0	1	1	2	0	0	2	0	18		
34	CRAWFORD, Shelby	f	1-3	1-2	0-2	1	2	3	4	3	0	1	0	1	36		
11	BUTLER, Heather	g	13-30	6-11	5-8	0	0	0	1	37	2	6	0	2	39		
12	NEWSOME, Jasmine	g	6-14	0-3	3-3	1	2	3	2	15	5	4	0	1	39		
20	SCHUBERT, Katie	g	1-2	1-2	0-0	2	0	2	1	3	1	0	1	2	35		
10	HALL, Chelsey	g	1-1	0-0	0-0	0	0	0	1	2	0	1	0	0	7		
21	VANLANDINGHAM, Sydn	g	1-1	0-0	0-0	0	0	0	2	2	0	0	0	0	11		
22	TAYLOR, Barianne	g	0-0	0-0	0-0	0	0	0	0	0	0	0	0	0	2		
23	WHITE, Megan	g	0-2	0-2	0-0	0	0	0	1	0	1	1	0	0	12		
42	BASSETT-SMITH, Ashle	g	0-0	0-0	0-0	0	0	0	0	0	0	0	0	0	1		
Team						0	5	5				1					
Totals			24-55	8-21	8-13	5	9	14	13	64	9	14	3	6	200		
FG % 1st Half: 11-29		37.9%	2nd half: 13-26		50.0%	Game: 24-55		43.6%		Deadball Rebounds 2							
3FG % 1st Half: 3-13		23.1%	2nd half: 5-8		62.5%	Game: 8-21		38.1%									
FT % 1st Half: 6-6		100.0%	2nd half: 2-7		28.6%	Game: 8-13		61.5%									
Notes: Page 27 of 34																	

Notre Dame 97 • 32-1

#	Player		Total		3-Ptr	Rebounds					PF	TP	A	TO	Blk	Stl	Min.
			FG	FGA		FT	FTA	Off	Def	Tot							
11	ACHONWA, Natalie	f	5-11	0-0	6-6	3	5	8	0	16	2	0	2	1	23		
44	BRAKER, Ariel	f	3-3	0-0	1-1	3	5	8	2	7	4	0	2	1	20		
04	DIGGINS, Skylar	g	3-8	0-2	4-5	0	1	1	2	10	6	3	1	1	32		
21	McBRIDE, Kayla	g	10-13	0-1	2-2	3	7	10	1	22	5	3	0	4	31		
32	LOYD, Jewell	g	10-15	1-2	6-6	5	1	6	3	27	1	1	0	0	27		
03	HOLLOWAY, Whitney		1-1	0-0	0-0	1	1	2	1	2	0	0	0	0	0+		
15	TURNER, Kaila		2-4	1-3	0-0	0	2	2	0	5	3	1	0	1	14		
22	CABLE, Madison		1-4	0-2	0-0	0	4	4	2	2	2	0	0	0	24		
23	MABREY, Michaela		0-1	0-1	0-0	0	0	0	1	0	1	1	0	0	7		
24	HUFFMAN, Hannah		1-3	0-0	0-0	0	1	1	0	2	0	1	0	1	5		
34	WRIGHT, Markisha		2-4	0-0	0-0	2	0	2	2	4	2	0	1	0	17		
Team						3	2	5									
Totals				38-67	2-11	19-20	20	29	49	14	97	26	10	6	10	200	
FG % 1st Half: 17-33			51.5%	2nd half: 21-34	61.8%	Game: 38-67	56.7%	Deadball Rebounds 1									
3FG % 1st Half: 1-7			14.3%	2nd half: 1-4	25.0%	Game: 2-11	18.2%										
FT % 1st Half: 14-14			100.0%	2nd half: 5-6	83.3%	Game: 19-20	95.0%										

Officials: Joseph Vaszily, Michelle Russi, Meadow Overstreet  
Technical fouls: UT Martin-None, Notre Dame-None.  
Attendance: 6836

Score by periods	1st	2nd	Total
UT Martin	31	33	64
Notre Dame	49	48	97

Last FG - UTM 2nd-01:31, ND 2nd-00:35.  
Largest lead - UTM None, ND by 34 2nd-03:51.

Points	In	Off	2nd	Fast	Bench
UTM	22	T/O	20	2	6
ND	56	21	26	6	4

Score tied - 0 times.  
Lead changed - 0 times.

Junior guard Heather Butler put on a show this afternoon in Carver-Hawkeye Arena, pouring in a season-best 37 points against No. 1 seed Notre Dame, but the Skyhawks fell 97-64 to the Fighting Irish in the first round of the NCAA Tournament.

UT Martin (19-15) matched the No. 2 team in the nation shot-for-shot for the majority of the first half, led by the prolific scoring of Butler. The 5-5 sparkplug out of Medina scored 20 straight points for the Skyhawks at one point, tallying her 10th career game of 30 or more points. She ended her day with a 13-for-30 shooting performance, adding five free throws in eight attempts. She also drained six of her 11 three-point attempts, extending her NCAA records of consecutive games with a three-pointer (80) and in a season (34 games).

Butler's 37 points are the most points scored in the 2013 NCAA Tournament first round with the results from four games still pending. Butler passed Central Michigan's Crystal Bradford in that category, as Bradford scored 36 points against Oklahoma in first round action on March 23.

Butler's 37 points are also one point shy of the all-time record for an opponent against Notre Dame, nearly passing Latasha Byers' 38 point performance for DePaul against the Fighting Irish on Jan. 16, 1995. It is the most points any player has ever scored against Notre Dame in an NCAA Tournament game, passing Connecticut great Maya Moore's 36 point outing against the Fighting Irish on April 3, 2011 in the Final Four.

"I thought Butler had probably the best individual game anybody's had against us all year long," Notre Dame head coach Muffet McGraw said. "She was phenomenal. I think we slowed her down for four minutes, but she played extremely well. What a great performance by her."

"What that young lady does is absolutely amazing," UT Martin head coach Kevin McMillan said. "She had an opportunity to play against All-Americans and I would think 37 points is a pretty good day against a No. 1 seed."

Two-time Ohio Valley Conference Player of the Year Jasmine Newsome also added 15 points and five assists for UT Martin, who closes out its season with a 19-15 overall record after making its third straight NCAA Tournament appearance.

Notre Dame (32-1) was led by 27 points from Jewell Loyd and a double-double (22 points, 10 rebounds) by Kayla McBride. Natalie Achonwa (16 points) and Skylar Diggins (10 points) also led the Fighting Irish, who won their school-record 27th straight game.

Notre Dame scored the first four points of the game until a layup off an offensive rebound by Rickiesha Bryant got the Skyhawks on the scoreboard at the 18:38 mark. The Fighting Irish extended their lead out to 14-4 with 15:23 to play in the first half but Butler answered right back with an old-fashioned three-point play to get UT Martin within seven.

After Notre Dame went ahead by 11, the Skyhawk offense started clicking on all cylinders. A pull-up jumper by Butler sparked a 7-0 UT Martin run over a span of 1:17 to pull the Skyhawks within four points (20-16) with 12:19 to play.

Butler stayed hot, scoring 15 consecutive points for the Skyhawks - including a backdoor layup and free throw for another old-fashioned three-point play - to keep UT Martin within striking distance at 28-24 with just under nine minutes to go before the halftime break.

Butler's 23 points led all scorers at the break, as she made eight of her 17 field goal attempts including a trio of three-pointers. Loyd's 17 points paced the Fighting Irish, who shot just 14.3 percent from beyond the three-point arc in the first 20 minutes.





# 2013-14 OVC SEASON AND TOURNAMENT

CHAMPIONS



2013-14 • 2019-20 WOMEN'S BASKETBALL

## NCAA TOURNAMENT - NO. 13 SEED VS. NO. 4 SEED NORTH CAROLINA (AT CHAPEL HILL, N.C.)

### OFFICIAL BASKETBALL BOX SCORE - FINAL STATISTICS UT MARTIN VS. NORTH CAROLINA 3-23-14 3:15 PM at Chapel Hill, N.C. (Carmichael Arena)

Official Basketball Box Score -- Game Totals -- Final Statistics  
UT Martin vs North Carolina  
03/23/14 3:15 PM at Carmichael Arena, Chapel Hill

UT Martin 58 • 24-8

#	Player		Total		3-Ptr	FT-FTA	Rebounds			PF	TP	A	TO	Blk	Stl	Min
			FG-FGA	FG-FGA			Off	Def	Tot							
34	JONES, ASHIA	f	7-10	0-0	4-8	1	7	8	4	18	0	1	1	2		37
03	WARFIELD-CROSS, SHAI	g	0-1	0-1	0-0	1	2	3	0	0	1	1	0	0		9
11	BUTLER, HEATHER	g	5-16	3-10	6-6	0	3	3	2	19	3	2	0	0		40
12	NEWSOME, JASMINE	g	2-11	1-5	3-5	0	4	4	2	8	4	3	0	2		40
20	SCHUBERT, KATIE	g	3-7	2-4	0-0	1	5	6	3	8	4	3	0	0		40
04	MASENGIL, ELIZABETH		1-1	1-1	2-2	0	3	3	2	5	0	0	0	0		31
30	CALDWELL, TIARA		0-0	0-0	0-0	0	0	0	3	0	0	0	0	0		2
35	TYSON, KARISMA		0-1	0-1	0-0	0	0	0	0	0	0	0	0	0		1
Team						2	1	3				1				
Totals			18-47	7-22	15-21	5	25	30	16	58	12	11	1	4		200

FG % 1st Half:	11-24	45.8%	2nd half:	7-23	30.4%	Game:	18-47	38.3%	Deadball	
3FG % 1st Half:	6-13	46.2%	2nd half:	1-9	11.1%	Game:	7-22	31.8%	Rebounds	3.2
FT % 1st Half:	7-11	63.6%	2nd half:	8-10	80.0%	Game:	15-21	71.4%		

North Carolina 60 • 25-9

#	Player		Total		3-Ptr	FT-FTA	Rebounds			PF	TP	A	TO	Blk	Stl	Min
			FG-FGA	FG-FGA			Off	Def	Tot							
01	Mavunga, Stephanie	f	3-7	0-1	1-2	3	5	8	3	7	0	3	3	0		23
34	McDaniel, Xylina	f	6-14	1-3	1-2	3	6	9	2	14	0	0	0	0		36
02	Coleman, Latifah	g	2-7	1-3	0-2	0	5	5	0	5	2	3	0	1		20
11	Rountree, Brittany	g	1-2	1-2	2-2	1	2	3	1	5	2	0	0	1		25
15	Gray, Allisha	g	3-5	0-1	3-4	3	1	4	2	9	0	0	2	0		29
10	Butts, Danielle		2-5	0-0	1-2	3	4	7	4	5	1	2	0	0		17
22	Bryant, N'Dea		0-0	0-0	0-0	0	0	0	2	0	0	0	0	0		1
23	DeShields, Diamond		3-12	0-5	9-9	0	1	1	5	15	4	2	0	1		31
24	Washington, Jessica		0-6	0-3	0-0	1	2	3	0	0	0	0	0	1		15
30	Summers, Hillary		0-0	0-0	0-0	0	0	0	0	0	0	0	0	0		3
Team						1	0	1				1				
Totals			20-58	3-18	17-23	15	26	41	19	60	9	11	5	4		200

FG % 1st Half:	8-26	30.8%	2nd half:	12-32	37.5%	Game:	20-58	34.5%	Deadball	
3FG % 1st Half:	1-10	10.0%	2nd half:	2-8	25.0%	Game:	3-18	16.7%	Rebounds	2.1
FT % 1st Half:	5-6	83.3%	2nd half:	12-17	70.6%	Game:	17-23	73.9%		

Officials: William Smith, Joanne Aldrich, Troy Winders  
Technical fouls: UT Martin-None, North Carolina-None.  
Attendance: 2467  
NCAA Division I Women's Basketball Championship - First Round

Score by periods	1st	2nd	Total
UT Martin	35	23	58
North Carolina	22	38	60

Last FG - UTM 2nd-01:15, NC 2nd-00:53.  
Largest lead - UTM by 18 2nd-10:51, NC by 5 2nd-02:03.

Points	In	Off	2nd	Fast	Bench
UTM	18	10	5	0	5
NC	28	11	20	4	20

Score tied - 5 times.  
Lead changed - 4 times.



The fourth time was nearly the charm for the University of Tennessee at Martin women's basketball team against nationally ranked No. 12/13 and No. 4 seed North Carolina on Saturday afternoon, but the Skyhawks final attempt fell just short as the game ended 60-58 in heart-breaking fashion.

The Skyhawks (24-8) led for the majority of the game, changing their game plan which ranked them third in the nation in scoring going into the contest to a patient half-court offense and defensive pressure. Holding the Tar Heels, a team which averaged 80.7 points per game going into the tournament, to just 60 points the Skyhawks liked their chances.

The Skyhawks shot 45.8 percent from the floor in the second half, but came up dry in the second half, shooting just 30 percent from the field. The lead changed hands four times while seeing five ties. The Tar Heels finished the game on a 28-8 run over the game's final 10 minutes of play.

UT Martin was led by the play of senior Heather Butler who tallied a game-high 19 points on the night, including three three-pointers which tied the NCAA record for career three-point field goals made with 392 which ties Kansas State's Laurie Koehn from 2002-05. Butler finished with 2,865 career points which moved her into a tie for 16th place on the NCAA's all-time scoring list and with 129 straight games with 10 points or more. Ashia Jones joined in the action on the afternoon with 18 points and eight rebounds, including 11 points in the second half. Jasmine Newsome and Katie Schubert tallied eight points each.

"I thought that we did exactly what we planned on doing in the ball game," said UT Martin coach Kevin McMillan. "We wanted the game to stay at 60, in the 60s, and not get out of the 60s. I thought we executed and did everything we wanted to do. We tried to defensively make them get a little frustrated and take some time off the clock and we wanted to try to get to the foul line and keep the rebounding fairly close. Most of those things we did, I thought these kids...it was an extremely, extremely large challenge for us because that's not how we play. We press and we run and we shoot it quick and I think we're 3rd in the country in scoring. For these kids, especially these two seniors, to buy into changing that for this basketball game was actually unbelievable."

The Tar Heels (25-9) were led by freshman sensation Diamond DeShields who tossed in 15 points, 13 coming in the second half, before fouling out with 1:34 to play. DeShields was joined in double figures by Xylina McDaniel who tallied 14 points and nine rebounds.

North Carolina knocked down the first two shots of the game, jumping out to an early 4-0 lead. The Skyhawks would begin to get stops from there as Butler knocked down a 15 foot jump shot before hitting a three-pointer to give the Skyhawks the 5-4 advantage. Schubert would pull up on a dribble drive to cap off the 7-0 run for the Skyhawks. UT Martin would lead 7-5 going into the first media break at the 15:37 mark.

The Skyhawks would use a 13-3 run over the final 4:42 of the first half to take a 35-22 advantage into the halftime break. Butler led all scorers with 13 points while Schubert tallied eight and Jones tossed in seven points. The Tar Heels were led by McDaniel with nine points.

Jones opened the second half with dominating performances, scoring 11 points in the opening minutes of the second half. The Skyhawks put together a 8-3 run over the four minute span, taking a 48-32 leading into the 10:52 media break.

With the Skyhawks trailing by two, Newsome drove into the paint before hitting an open Karisma Tyson for a three-point opportunity, but the historic upset would not be in the cards as the shot missed wide as they final horn sounded.



## 2014-15 OVC SEASON

CHAMPIONS



## WOMEN'S NIT - UT MARTIN AT OLE MISS (AT OXFORD, MISS.)

## OFFICIAL BASKETBALL BOX SCORE - FINAL STATISTICS

## UT MARTIN VS. OLE MISS

3-19-11 1:45 PM at Durham, N.C. (Cameron Indoor Stadium)

## Official Basketball Box Score -- Game Totals -- Final Statistics

## UT Martin vs Ole Miss

03/18/15 7:00 pm at Oxford, Miss. (Tad Smith Coliseum)

## UT Martin 70 • 22-11

		Total		3-Ptr	Rebounds										
#	Player		FG-FGA	FG-FGA	FT-FTA	Off	Def	Tot	PF	TP	A	TO	Blk	Stl	Min
14	ROBERTS, Chelsea	f	4-6	3-5	2-4	0	2	2	4	13	3	0	0	2	29
30	CALDWELL, Tiara	f	0-0	0-0	0-0	0	0	0	3	0	0	1	0	1	10
34	JONES, Ashia	f	6-17	0-0	5-10	2	2	4	4	17	5	3	0	1	34
20	SCHUBERT, Katie	g	3-5	1-1	0-0	0	1	1	3	7	2	5	0	1	30
21	WARD, Jessie	g	3-5	2-3	1-1	0	2	2	1	9	1	1	0	2	19
04	WOOLFOLK, Danielle		0-4	0-1	0-0	0	2	2	4	0	1	8	0	1	15
23	HOWARD, Haley		0-2	0-1	7-8	0	3	3	4	7	1	0	0	1	16
35	TYSON, Karisma		2-4	1-2	2-2	0	2	2	0	7	0	0	0	0	19
42	JACKSON, Monique		4-8	0-0	2-4	5	1	6	3	10	1	0	0	0	28
Team						2	4	6			1				
Totals			22-51	7-13	19-29	9	19	28	26	70	14	19	0	9	200
FG % 1st Half: 10-22		45.5%	2nd half: 12-29		41.4%	Game: 22-51		43.1%	Deadball						
3FG % 1st Half: 3-5		60.0%	2nd half: 4-8		50.0%	Game: 7-13		53.8%	Rebounds						
FT % 1st Half: 4-7		57.1%	2nd half: 15-22		68.2%	Game: 19-29		65.5%	3						

## Ole Miss 80 • 18-13

#	Player	Total		3-Ptr		Rebounds		PF	TP	A	TO	Blk	Stl	Min	
		FG-FGA	FG-FGA	FT-FTA	FT-FTA	Off	Def								
22	Mccray,Danielle	f	1-3	0-0	1-2	1	0	1	4	3	0	4	0	11	
30	Faleru,Tia	f	6-7	0-0	0-1	2	3	5	5	12	2	2	0	22	
03	Hayes,A'Queen	g	3-6	0-0	1-2	3	2	5	4	7	6	4	1	2	38
05	Sisk,Erika	g	5-9	1-3	5-8	0	4	4	4	16	3	4	0	2	28
12	Frizzell,Gracie	g	2-5	1-4	0-0	0	2	2	1	5	3	1	0	0	32
00	Golden,Kiara		2-2	2-2	2-2	0	0	0	3	8	0	1	0	0	10
11	Joseph,Shequilla		2-6	2-6	0-1	1	6	7	3	6	2	3	1	1	25
15	Briggs,Kelsey		7-10	2-4	3-3	0	6	6	0	19	2	0	0	0	20
20	Singletary,Amber		0-0	0-0	0-0	0	0	0	0	0	0	0	0	0	5
23	Sessom,Shandricka		1-4	0-2	2-2	0	0	0	1	4	2	0	0	1	8
24	Hart,Bretta		0-0	0-0	0-0	0	1	1	1	0	0	0	0	0	1
Team						1	3	4							
Totals			29-52	8-21	14-21	8	27	35	26	80	20	19	2	8	200
FG % 1st Half: 13-24		54.2%	2nd half: 16-28		57.1%	Game: 29-52		55.8%	Deadball						
3FG % 1st Half: 5-11		45.5%	2nd half: 3-10		30.0%	Game: 8-21		38.1%	Rebound		3				
FT % 1st Half: 8-11		72.7%	2nd half: 6-10		60.0%	Game: 14-21		66.7%							

Officials: R:May Day, U1:Mike Riggs, U2:Erica Bradley

Technical fouls: UT Martin-None. Ole Miss-None.

Attendance: 1178

Score by periods	1st	2nd	Total
UT Martin	27	43	70
Ole Miss	39	41	80

Last FG - UTM 2nd-00:27, OM 2nd-00:46.

Largest lead - UTM by 5 1st-17:57, OM by 23 2nd-14:50.

UTM led for 07:46, OM led for 29:40. Game was tied for 02:34.

Points	In	Off	2nd	Fast	Bench
UTM	20	23	4	2	24
OM	24	29	10	4	37

Score tied - 4 times.  
Lead changed - 3 times.

The University of Tennessee at Martin women's basketball team battled in the first round of the Women's National Invitational Tournament but could not overcome Ole Miss on Wednesday night, falling 80-70.

The Skyhawks saw their season come to a close with a 22-11 overall record after punching their ticket to the program's fifth consecutive postseason appearance. Three players scored in double figures for the Skyhawks led by the play of sophomore Ashia Jones' 17 points. On top of leading the team in scoring, Jones broke the program's single-season scoring record with 772 points, surpassing the previous record of 770 set by Jasmine Newsome during the 2012-13 season.

Providing depth for the Skyhawks was the play of Chelsea Roberts who tallied 13 points while completing numerous hustle plays to get the squad back in the contest in the second half. Monique Jackson posted an impressive return to Ole Miss where she played her first three years of her career - scoring 10 points while tallying six rebounds.

Ole Miss advances to the second round of the Women's NIT behind the play of Kelsey Briggs with 19 points and six rebounds off the bench. Erika Sisk tallied 16 points while All-SEC first teamer Tia Faleru tossed in 12 points and five rebounds for the Rebels.

UT Martin would come out of the game on a quick 4-0 run seeing jumpers from Jones and Roberts to give the Skyhawks an early advantage. Following a pair of jumpers by the Rebels, Jessie Ward would knock down a three-pointer of her own to take a 7-4 advantage into the opening media timeout.

Ole Miss would respond with a 7-0 run of its own during a two minute span, giving the home squad its first lead of the game at 13-11 at the 12:07 mark. The Rebels would score nine points during a stretch of over four minutes, finding baskets from Faleru, A'Queen Hayes, Kiara Golden and Shequilla Joseph.

The two teams would go back and forth over the ensuing five minute stretch, seeing both teams score seven points while taking a 20-20 stalemate into the 7:33 mark of the first. Jones would tally four of the Skyhawks seven points during the span while Roberts would knock down a three-pointer from the right wing to momentarily take a two point lead with just over eight minutes to play.

The Rebels would take over from there, stringing together an 11-0 run over four minutes, seeing their lead reach as high as nine points. The Skyhawks would finally snap the run with a three-pointer from Ward at the 4:54 mark.

After seeing the Skyhawks cut the lead as slim as five off a jumper by Jones to give the sophomore her 10th point of the contest, the Rebels would turn up the heat. A pair of three-pointers from Joseph and Briggs to close out the half on a 7-0 run. With the strong finish, Ole Miss would take a 39-27 lead into the halftime break.

It would look like the Skyhawks would come out of the locker room looking to make strides as Roberts knocked down a three-pointer in the opening minute but the tale would tell a different story. Ole Miss would respond with a 13-0 run over the ensuing three minutes of play while holding the Skyhawks scoreless for nearly four minutes. During the run it was Sisk and Briggs who would do all the damage - including eight points from Briggs - while stretching the squad's out to 23.

The Skyhawks would not go quietly however, stringing together an 11-0 run of their own during a two minute stretch while pushing an overall run of 15-2, trimming the margin to as close as 10 with just under 12 minutes to play. The bench depth of Haley Howard, Karisma Tyson and Monique Jackson would combine to score 10 of the team's points during the run.

The bench depth would continue to shine as Tyson knocked down another trifecta to cut the margin to single digits, sitting at 56-49 at the 11:12 mark. The Rebels would finally snap the Skyhawks significant run with a three-pointer from Gracie Frizzell on the left wing.

The Skyhawks would trim the margin to as close as five in the final minutes, but a jumper by Jones at the 2:28 mark would be the squads final points of the night before seeing their season end with an 80-70 deficit.





# OHIO VALLEY CONFERENCE



Now in its 72nd year, the Ohio Valley Conference continues to build on the success that has made it the nation's eighth-oldest NCAA Division I conference.

In May 2011 the Conference expanded for the second time in four years, adding Belmont University which began competition in the 2012-13 academic year. The addition of Belmont gave the OVC 12 members, the most the league has had at one time in its illustrious history. The move added a second team in the city of Nashville and was the first addition to the league since Southern Illinois University Edwardsville joined in 2008. Subsequently, the league has shown its stability over the past decade, seeing only one member institution depart over the past 18 years.

The 2009-10 school year saw a change in leadership as Beth DeBauche was named the seventh full-time Commissioner in league history on July 28, 2009. The last three commissioners of the OVC have moved onto jobs as the commissioner of the Big Ten, Big 12 and the Mid-American Conferences.

The OVC's proud history dates back to 1948, but seeds for the new league were actually planted in 1941. It was then that Roy Stewart, the athletics director at Murray State, Charles "Turkey" Hughes, the athletics director at Eastern Kentucky, and Kelly Thompson, the public relations director at Western Kentucky, first broached the idea of forming a new conference. Discussions were put on hold by World War II, but reemerged February 27-28, 1948 at the Kentucky Hotel in Louisville as the three original institutions combined with Morehead State, Louisville and Evansville to form the OVC.

In the 1950s, the OVC became a pioneer on a much more significant scale socially. During times of racial segregation, league member Morehead State became one of the first non-traditionally black mid-southern institutions to accept a black student. In 1958 Marshall Banks earned athletically-related aid at Morehead, which signed a second black athlete, Howard Murphy, a year later. In 1961 Murphy earned all-conference recognition as a halfback in football. With racial barriers broken, the rest of the institutions in the league began to provide educational and athletic opportunities to African-Americans.

After Title IX legislation passed in 1972, women's athletics began a rebirth on the national scene as the NCAA began sponsoring and marketing women's sports. Recognizing the need to provide increased opportunities for female athletes, the OVC began formulating plans for women's athletics in 1975 and established women's championships in the sports of basketball, tennis and track in 1977, with cross country and volleyball added over the next four years. Those sports were initially governed by the Association of Intercollegiate Athletics for Women (AIAW), but the overall strength of women's programs in the league was demonstrated by the automatic bids the OVC instantly received when the NCAA became the governing body in 1982. The conference added women's golf and softball in 1994 and women's soccer in 1998.

Through the past 70 years, 15 teams have won or shared the league's football title. The list is led by Eastern Kentucky, winner of 21 outright or shared football crowns, which is tied for the most in Football Championship Subdivision history (with Massachusetts). Among OVC teams, former member Middle Tennessee is next with 11 titles, followed by Tennessee Tech with 10, and Murray State and former member Western Kentucky with eight apiece. Eastern Illinois and Jacksonville State have claimed seven football crowns apiece, while Morehead State, Tennessee State and former members Evansville and East Tennessee State have captured two apiece. Austin Peay, Southeast Missouri, UT Martin and former member Youngstown State have one title apiece.

Tennessee Tech has won or shared 18 regular-season women's basketball championships in addition to nine OVC Tournament crowns; both are tops in OVC history. UT Martin added its name to the list of championship by capturing its first OVC Tournament title in 2011 and also winning championships in 2012, 2013 and 2014. The Skyhawks became just the fourth team in OVC history (and first since Austin Peay from 2000-03) to win four-straight tournament titles. In 2016 Belmont won its first-ever OVC Tournament Championship, a feat it repeated in 2017 and 2018.

Several coaches have made their mark in the history of OVC women's basketball. Former Tennessee Tech coach Marynell Meadors posted an amazing 363-139 (72.3%) record at Tech, becoming the first woman in NCAA or AIAW history to win 300 games at the same institution, while former Tennessee State skipper Teresa Phillips earned National Coach of the Year honors from USA Today in 1990 for turning around the Lady Tigers' program before going on to lead TSU to the NCAA Tournament in 1994 and 1995. Tennessee Tech coach Bill Worrell capped a stellar 20-year career in 2005-06 and was inducted into the OVC Hall of Fame in 2007; he compiled a 408-190 record while leading the Golden Eagles to an unprecedented 16 OVC regular-season titles and eight NCAA Tournament appearances, including five straight from 1989-93. Larry Joe Inman, who retired at the conclusion of the 2007-08 season and was inducted into the OVC Hall of Fame in 2009, won more than 100 games at both Middle Tennessee and Eastern Kentucky, and earned OVC Coach of the Year honors a record eight times - five times at EKV and three at MTSU. In 2012-13 Inman came out of retirement to take the Tennessee State job; in 2014-15 he led the Lady Tigers to its first OVC Tournament Championship since 1995. Inman once again retired following the 2016-17 season, with 545 career victories.

Many great players have graced the hardwood over the years, including former OVC Players of the Year Brooke Armistead and Gerlonda Hardin from Austin Peay, Pam Chambers, Jerilynn Harper, Cheryl Taylor, Angela Moorehead, Roschelle Vaughn, Diane Seng, Janet Holt and Emily Christian from Tennessee Tech; Morehead State's Donna Murphy, Priscilla Blackford and Chynna Bozeman; Eastern Kentucky's Kim Mays; Southeast Missouri's Gray C. Harris; Murray State's Ashley Hayes; and UT Martin's Heather Butler and Jasmine Newsome.

Morehead State center Brittany Pittman set new school, league and NCAA standards for blocked shots in 2008-09. Pittman swatted 164 shots during the season, setting a new NCAA single-season record (which has since been broken).

In 2012-13 the UT Martin duo of Jasmine Newsome and Heather Butler finished fifth and sixth nationally among NCAA scoring leaders. Newsome, the 2012 and 2013 OVC Player of the Year, averaged 22.6 points per game on the way to All-American honors while Butler averaged 22.4 points per contest. Butler set a NCAA record during the season by connecting on a 3-pointer in her 80th-straight game.

In 2013-14 Butler and Newsome capped their brilliant careers by ranking first and second in scoring in OVC history. Butler, the 2013-14 OVC Female Athlete of the Year, finished her career with 2,865 points, which ranked first in OVC and 16th in NCAA history. She also finished her career with 392 career 3-pointers (which was tied for the most in NCAA history following her career but now ranks second) and scored in double figures in all 129 career games, which ranks fifth in NCAA history. Following the season Butler was signed by the WNBA's San Antonio Stars where she became the first OVC player to make an active WNBA roster. Newsome capped her career with 2,566 points, second only to Butler in OVC history.

The league also had another historical moment in November 2008 when the NCAA awarded Nashville the 2014 NCAA Women's Division I Final Four. The OVC served as the host of the prestigious event, which is one of the biggest sporting events the city of Nashville can host. The event was held April 6 & 8 at Bridgestone Arena in downtown Nashville and was played in front of sold-out crowds for both the semifinals and championship as UConn topped Notre Dame in a battle of undefeated teams to win its ninth national title.

In 2017-18, Belmont completed its second-straight undefeated league season, increasing its winning streak in Conference games (both regular season and tournament) to 46 games. The Bruins were ranked in both the USA Today Coaches Poll and Associated Press Poll during the year, becoming the first OVC team to be nationally-ranked since 1992-93. The Bruins finished the year ranked No. 23 in the AP poll.

The playing field is not the only place where OVC athletes are working hard. The league also recognizes excellence in the classroom. Six Scholar-Athlete Awards are presented yearly to male and female athletes, while others are commended for their academic success by being Medal of Honor recipients or earning a spot on the Commissioner's Honor Roll. Additionally, the league annually presents one institutional Academic Achievement Award, as well as separate team awards in each Conference-sponsored sport. Since the College Sports Information Directors of America (CoSIDA) Academic All-America program began, the Ohio Valley Conference has had 275 student-athletes honored with the award, including 81 over the last eight years (2010-18).

Through the early years of the league, administrators wrestled with fan behavior due to the close proximity of the Conference members and the intense rivalries which developed. Just as it did decades ago, the OVC took the leadership role on what has become a national issue. In 1995, the OVC implemented a first-of-its-kind "Sportsmanship Statement," a policy which promotes principles of fair play, ethical conduct and respect for one's opponent. The statement has become a model for others to follow across the nation and has answered the challenge of the NCAA Presidents Commission to improve sportsmanship in collegiate athletics.

Additionally, the OVC annually presents the Steve Hamilton Sportsmanship Award, in honor of the former Morehead State student-athlete, coach and athletics director, to a junior or senior student-athlete with significant athletic contributions who best exemplifies the characteristics of sportsmanship and citizenship. Most recently, the Conference has also implemented the OVC Institutional and Team Sportsmanship Awards, which are presented to one institution and 18 sport-specific teams voted by their peers to have best exhibited the standards of sportsmanship and ethical conduct as outlined by the OVC and NCAA.

The vision of leadership demonstrated by the Founding Fathers in 1948 remains alive today as the Ohio Valley Conference prepares for the future. One example is in regard to the current trend in collegiate athletics administration for increased involvement of university presidents in setting policies and making rules. The presidents of OVC institutions, however, have always governed the Conference, long before presidential governance became a national theme.

The Ohio Valley Conference sponsors the following sports: baseball, basketball, cross country, football, golf, tennis and track for men, and basketball, cross country, golf, soccer, softball, tennis, track and volleyball for women. In addition, the OVC also sponsors the combined men's and women's sport of rifle.

Now in its seventh decade of competition, the Ohio Valley Conference has grown significantly from its humble beginnings while increasing the number of athletics opportunities it provides for students. Current league representatives include charter members Eastern Kentucky University, Morehead State University and Murray State University, along with Austin Peay State University, Belmont University, Eastern Illinois University, Jacksonville State University, Southeast Missouri State University, Southern Illinois University Edwardsville, Tennessee State University, Tennessee Technological University and the University of Tennessee at Martin.





# OHIO VALLEY CONFERENCE



## SCHOOL WEBSITES

Ohio Valley Conference	OVCSports.com
Austin Peay	LetsGoPeay.com
Belmont	BelmontBruins.com
Eastern Illinois	EIUPanthers.com
Eastern Kentucky	EKUSports.com
Jacksonville State	JSUGamecockSports.com
Murray State	GoRacers.com
Southeast Missouri	GoSoutheast.com
SIUE	siuecougars.com
Tennessee State	TSUTigers.com
Tennessee Tech	TTUSports.com
UT Martin	UTMSports.com

## OVC GAMES ON THE RADIO/ESPN+

<b>Austin Peay</b>	
Radio Flagship	ESPN 104.1 FM/540 AM
Radio Talent	Scott Chase, Van Stokes
ESPN+ Talent	Barry Gresham

<b>Belmont</b>	
Radio Flagship	WGFX FM 104.5 The Zone (m)
Radio Talent	Kevin Ingram (m), Rich Tiner (w)
ESPN+ Talent	same

<b>Eastern Illinois</b>	
Radio Flagship	WEIU Hit Mix 88.9
Radio Talent	Mike Bradd, Jack Ashmore (m)
	Rob Calhoun, Rameen Karbassioon (w)
ESPN+ Talent	same

<b>Eastern Kentucky</b>	
Radio Flagship	WCYO-FM 100.7 (m)
	WEKY-AM 1340 (w)
Radio Talent	Greg Stotemyer, Jim Tirey (m)
	Wes Chandler (w)
ESPN+ Talent	same

<b>Jacksonville State</b>	
Radio Flagship	WLJS-FM 91.9
Radio Talent	Mike Parris
ESPN+ Talent	TBD

<b>Morehead State</b>	
Radio Flagship	96.3 FM WIVY
Radio Talent	Chuck Mraz, Dean Hardin (m)
	Emma Tiedemann (w)
ESPN+ Talent	same

<b>Murray State</b>	
Radio Flagship	WFGS-FM 103.7 (m)
	WBZB 104.5 FM (w)
Radio Talent	Neal Bradley, Kenny Roth (m)
	Jeremy Rose (w)
ESPN+ Talent	same

<b>Southeast Missouri</b>	
Radio Flagship	ESPN 92.9 FM, Real Rock 99.3 FM
Radio Talent	Erik Sean, Jess Bolen
ESPN+ Talent	same

<b>SIUE</b>	
Radio Flagship	WSIE FM 88.7
Radio Talent	Joe Pott (m), Brad Barnes (w)
ESPN+ Talent	Joe Pott, Brad Barnes, Tony Hempen

<b>Tennessee State</b>	
Radio Flagship	102.1 FM "The Light"
Radio Talent	Greg Pogue, Albert Dawson
ESPN+ Talent	TBD

<b>Tennessee Tech</b>	
Radio Flagship	WPTN 106.1 The Eagle
Radio Talent	Roger Ealey
ESPN+ Talent	Dylan Vazzano

<b>UT Martin</b>	
Radio Flagship	WCMT 1410 AM/100.5 FM
Radio Talent	Chris Brinkley, Tom Britt
ESPN+ Talent	same

## MEDIA INFORMATION

### OVC COMMUNICATIONS

For more information on the OVC during the year, please contact the OVC Communications Department. Kyle Schwartz, Assistant Commissioner for Strategic Communications, serves as the men's basketball contact and can be reached at (615) 690-6685 or [kschwartz@ovc.org](mailto:kschwartz@ovc.org). Heather Brown, Director of Communications, serves as the women's basketball contact and can be reached at (615) 690-6687 or [hbrown@ovc.org](mailto:hbrown@ovc.org).

### OVCSPORTS.COM

The official Website of the Ohio Valley Conference is OVCSports.com. The website is a direct partnership with SIDEARM Sports. The Website contains all the latest news on the conference including releases, statistics and standings.

### ONLINE PRESS BOX

The OVC Basketball Online Press Box is a one-stop shop for gathering information about the OVC and its member schools. Media can access it at [www.OVCSports.com/basketballpressbox](http://www.OVCSports.com/basketballpressbox) or via links on the Men's or Women's Basketball pages at OVCSports.com. There you will find important related files and links for every OVC school in one place.

### ESPN+

ESPN+ is the exclusive home for live web streamed athletic contests involving OVC schools. ESPN+ is a multi-sport, direct-to-consumer subscription streaming service from The Walt Disney Company Direct-to-Consumer & International segment and ESPN. It offers fans thousands of additional live events, on-demand content and original programming not available on ESPN's linear TV or digital networks. ESPN+ is an integrated part of the completely redesigned ESPN App and also available through ESPN.com. Fans can subscribe to ESPN+ through the ESPN App for just \$4.99 a month (or \$49.99 per year).

### OVC BASKETBALL SPOTLIGHT

From January through March the OVC produces a three-minute OVC Basketball Spotlight segment that highlights the happenings of basketball around the Conference. The segment airs locally in Nashville and in select OVC markets (any stations interested in carrying the free segment

can contact Kyle Schwartz). The segment is also available weekly on the OVC Soundcloud page at [www.Soundcloud.com/OVCsports](http://www.Soundcloud.com/OVCsports).

### OVC AND SOCIAL MEDIA

Media and fans can get the latest updates on Ohio Valley Conference happenings by using the social media outlets including Twitter, Facebook, Instagram and Snapchat. Followers and fans of the OVC on each application will get breaking news first and have the chance to access special content and receive special deals. The OVC can be found on Twitter at <http://www.twitter.com/ovcsports>, Facebook at <http://www.facebook.com/ovcsports> and on Instagram and Snapchat with the handle "ovcsports." The OVC also has a YouTube channel (<http://www.YouTube.com/ohiovalleyconference>) for the latest videos and a blog located at <http://www.OVCExtra.com>.

### OVC TOURNAMENT CREDENTIALS

The 2020 OVC Tournament will be held March 4-7 at the Ford Center in Evansville, Indiana. The deadline to request credentials for the event is **MONDAY, MARCH 2 AT 3 P.M. CT.** Once again ALL credentialing will be conducted online through Sport Systems. Complete information on the process will be available in January at OVCSports.com. NO credentials will be mailed; instead they can be picked up in-person at the Ford Center Media Entrance.

### OVC CHAMPIONSHIP/PARKING INFO

There is no on-site media parking available at the Ford Center. We encourage media to use the lot behind the Old National Events Plaza (nicknamed "Back 40") that contains 1,100 parking spaces which are free during Ford Center events. That lot is two blocks Northeast of the Ford Center and bounded by SE 9th Street and Walnut Street. There are also several city-owned garages in close proximity to the arena.



# OHIO VALLEY CONFERENCE



## PRESEASON ALL-OVC SELECTIONS

### Predicted Order of Finish

1. Belmont (14 first-place votes)	234
2. UT Martin (Nine first-place votes)	227
3. Tennessee Tech (One first-place vote)	203
4. Austin Peay	151
5. Jacksonville State	147
6. Southeast Missouri	139
7. Morehead State	117
8. Murray State	108
9. SIUE	99
10. Eastern Illinois	76
11. Tennessee State	53
12. Eastern Kentucky	30

**Belmont** has been picked to win the 2019-20 Ohio Valley Conference women's basketball title in a preseason poll of the head coaches and sports information directors. The Bruins earned 234 points, including 14 first-place votes, while **UT Martin** earned 227 points and nine first place votes for a second-place predicted finish. **Tennessee Tech** picked up the final first-place vote and 203 points to finish third while **Austin Peay** (151) and **Jacksonville State** (147) round out the top five. **Southeast Missouri** earned 139 points for a sixth-place predicted order of finish followed by **Morehead State** (117), **Murray State** (108), **SIUE** (99), **Eastern Illinois** (76), **Tennessee State** (53) and **Eastern Kentucky** (30).

### Preseason All-OVC Team

G Jordan Brock, Tennessee Tech	5-7	Jr.
F Arielle Gonzalez-Varner, Austin Peay	6-1	Jr.
F Ellie Harmeyer, Belmont	6-0	Sr.
G Maura Munesterman, Belmont	6-0	Sr.
G Karle Pace, Eastern Illinois	5-8	Jr.
F Chelsey Perry, UT Martin	6-2	Jr.
G Tesia Thompson, Southeast Missouri	5-10	Jr.
G Macey Turley, Murray State	5-7	So.
F Maddie Waldrop, UT Martin	6-2	Jr.
F Maddie Wright, Belmont	6-1	Sr.

The 2019-20 Preseason All-OVC team is headlined by Belmont senior forward **Ellie Harmeyer** who was named the Preseason Player of the Year. Earning Preseason All-Conference team honors this year after being named to the All-OVC First Team last season are: Tennessee State junior guard **Jordan Brock** (11.5 ppg, 38.2 3-point FG%); Southeast Missouri junior guard **Tesia Thompson** (18.2 ppg, 7.6 rpg); UT Martin junior forward **Chelsey Perry** (12.0 ppg, 5.5 rpg); and Murray State sophomore guard **Macey Turley** (12.9 ppg, 4.3 apg) were both named to the Preseason All-OVC team after earning All-Conference second team honors a year ago. Rounding out the preseason squad are: Belmont senior guard **Maura Munesterman** (8.9 ppg, 42.3 FG%) and senior forward **Maddie Wright** (9.4 ppg, 6.1 rpg); Austin Peay junior forward **Arielle Gonzalez-Varner** (12.2 ppg, 7.8 rpg); Eastern Illinois junior guard **Karle Pace** (13.9 ppg, 42.0 FG%); and UT Martin junior forward **Maddie Waldrop** (8.0 ppg, 7.3 rpg).

Harmeyer was an All-OVC First Team pick last season. The Kenosha, Wis., native is the league's top returning rebounder after bringing down 8.9 boards per game to rank third in the OVC last year. She was fifth in the OVC with 16.5 points per game and ninth with a 47.3 field goal percentage. Harmeyer made 80 percent of her free throw attempts to rank ninth in the league.

## 2019-20 OVC WOMEN'S NOTES/PREVIEW

**Let the Season Begin:** The 2019-20 regular-season begins on Nov. 5 with Conference play starting on Jan. 2. Ten different teams have won a regular-season title with Tennessee Tech leading the way with 18.

**OVC Games on TV:** The Ohio Valley Conference will have one game on TV this year. The match-up between Austin Peay and Tennessee Tech on Jan. 9 will be on ESPNU. Additionally, every home game for each of the 12 OVC members will be available on ESPN+. The entire OVC Women's Basketball Championship will be broadcast on ESPN3 or ESPN+.

**OVC on ESPN+:** For the second year, the Ohio Valley Conference will have a minimum of 600 conference events on ESPN+. ESPN+ is an integrated part of the completely redesigned ESPN App. Already the leading sports app, the new ESPN App is the premier all-in-one digital sports platform for fans across mobile and tv-connected devices. ESPN+ is also available through ESPN.com. Fans can subscribe to ESPN+ through the ESPN App for just \$4.99 a month (or \$49.99 per year).

**2018-19 in Review:** Belmont won its third straight OVC regular-season title and it's fourth straight league tournament crown. The Bruins earned the top seed in the OVC tourney and defeated No. 3 UT Martin, 59-53, in the championship game. Belmont, Morehead State and Tennessee Tech earned post season bids. The Bruins were the league's automatic bid to the NCAA Tournament and the Eagles earned the league's sport in the WNIT. The Golden Eagles participated in the WBI. Belmont fell to South Carolina, 74-52, in the first round of the NCAA tourney. Morehead State won its first round game of the WNIT, knocking off Ohio State, 71-61. The Eagles fell just short of beating Western Kentucky in the second round of the WNIT losing 68-65 to the Lady Toppers. Tennessee Tech defeated Akron, 73-59 in the first round of the WBI before falling to Campbell, 70-62, in the second round. Tech's Kim Rosamond was named the 2018-19 OVC Coach of the Year after leading the Golden Eagles to its first 20-win season since 2010-11. Belmont's Darby Maggard earned OVC Player of the Year honors after setting a new career mark for three-pointers made with 430. UT Martin's Emany Roberston was selected as the Defensive Player of the Year as she led the league with 2.6 steals per game. Murray State's Macey Turley earned Freshman Year honors after she recorded 12.9 points per outing last season.

**OVC Championship Returns to Evansville:** The Ohio Valley Conference Board of Presidents voted to accept a three-year deal to continue to hold the OVC Men's and Women's Basketball Championship at the Ford Center in Evansville through 2023. The agree also includes an option for a fourth year (2024). The event was held for the first time in Evansville in 2018, marking the first time the Championship was held outside of Nashville since 2002. The 2020 OVC Basketball Championship is March 4-7. The dates for future OVC Basketball Championships include: March 3-6, 2021, March 2-5, 2022 and March 1-4, 2023.





# OHIO VALLEY CONFERENCE



**Regular-Season Champions:** With Belmont winning last year's regular-season crown, 10 different teams have won a regular-season crown. Jacksonville State, Morehead State and SIUE are the only current members that have not won a regular-season title.

**Coaching Experience:** UT Martin's Kevin McMillan is the longest tenured coach in the OVC as he enters her 11th season at the helm of the Skyhawks. He currently ranks third in OVC history with 196 wins and first among active coaches. He has had six 20 win seasons at UT Martin and has made the conference tournament in each of his 10 years.

**New Faces:** Eastern Kentucky will be under that new direction for the first time in 12 years as Samantha Williams takes over the reigns of the Colonels. She comes to ECU after spending the last eight season as an assistant at Louisville where she helped lead the Cardinals to eight straight NCAA Tournament appearances and two Final Four trips. Williams also had stints as an assistant at Duke (2007-2011), DePaul (2004-2007) and Auburn (2003-04). She began her coaching career as an assistant at Butler during the 1998-99 season.



Belmont's Ellie Harmeyer was named the 2019-20 OVC Preseason Player of the Year.

## RETURNING STATISTICAL LEADERS

Following are a look at the top statistical returners this season based on their production during the 2018-19 season. (Current year of eligibility indicated in parenthesis)

Scoring	Games	Pts.	Avg.
Tessa Thompson, SEMO (Jr.)	29	527	18.2
Ellie Harmeyer, BU (Sr.)	33	543	16.5
Karle Pace, EIU (Jr.)	28	388	13.9
Macey Turley, MUR (So.)	30	387	12.9
Taylor Roberts, TSU (Jr.)	25	312	12.5
A. Gonzalez-Varner, APSU (Sr.)	29	353	12.2
Chelsey Perry, UTM (Jr.)	32	384	12.0
Jordan Brock, TTU (Jr.)	33	379	11.5
Taylor Steele, EIU (So.)	29	320	11.0
Destiney Elliott, JSU (Gr.)	30	327	10.9

Rebounding	Games	Rebs.	Avg.
Ellie Harmeyer, BU (Sr.)	33	293	8.9
A. Gonzalez-Varner, APSU (Sr.)	29	225	7.8
Tessa Thompson, SEMO (Jr.)	29	218	7.5
Maddie Waldrop, UTM (Jr.)	32	234	7.3
Bria Bass, ECU (Jr.)	29	190	6.6
Jaden Wrightsell, TSU (Jr.)	30	190	6.3
Maddie Wright, BU (Sr.)	33	201	6.1
Allie Troeckler, SIUE (Jr.)	29	175	6.0
Shay Solomon, ECU (Sr.)	29	173	6.0
Grace McRae, EIU (Jr.)	24	138	5.8

Assists	Games	Asst.	Avg.
Akila Harris, TTU (Jr.)	31	140	4.5
Macey Turley, MUR (So.)	30	133	4.4
Shay Solomon, ECU (Sr.)	29	100	3.4
Brandi Ferby, APSU	30	85	2.8

Steals	Games	Steals	Avg.
Tessa Thompson, SEMO (Jr.)	29	59	2.0
Taylor Roberts, TSU (Jr.)	25	42	1.7
Karle Pace, ECU (Jr.)	28	44	1.6
Brandi Ferby, APSU (Jr.)	30	46	1.5
A. Gonzalez-Varner (Sr.)	29	42	1.4
Allie Troeckler, SIUE (Jr.)	29	41	1.3

Field Goal Percentage	Games	FG-A	Pct.
A. Gonzalez-Varner, APSU (Sr.)	29	146-284	.514
Jocelyn Taylor, SEMO (Sr.)	29	94-189	.497
Maddie Wright, BU (Sr.)	33	125-252	.496
Damiah Griffin, UTM (So.)	32	102-209	.488
Ellie Harmeyer, BU (Sr.)	33	176-372	.473
Chelsey Perry, UTM (Jr.)	32	146-325	.449
Tessa Thompson, SEMO (Jr.)	29	181-408	.444

## ALL-TIME COACHING VICTORIES

Larry Joe Inman compiled a league-best 545 wins over his 32 years in the OVC. Inman is the only skipper that coached at three different Conference members. Below is a list of where the 12 current head coaches rank in OVC history. The overall record listed includes only seasons the coaches were a member of the Ohio Valley Conference.

Coach	Years	Record
1. Larry Inman (MTSU/EKU/TSU)	1978-86/1988-08 2012-2017	545-352 (.606)
2. Bill Worrell (TTU)	1986-06	408-190 (.682)
3. Kevin McMillan (UTM)	2009-Present	196-126 (.609)
4. Lewis Bivens (MTSU)	1987-97	182-103 (.639)
5. Marynell Meadors (TTU)	1977-86	181-100 (.730)
6. Teresa Phillips (TSU)	1989-00	146-155 (.485)
7. Ed Amzen (SEMO)	1991-02	144-155 (.482)
8. Mickey Wells (MOR)	1977-84	132-70 (.653)
9. Brady Sallee (EIU)	2004-12	136-116 (.540)
10. Chrissy Roberts (EKU)	2008-2019	122-194 (.368)
14. Paula Buscher (SIUE)	2012-Present	108-107 (.502)
19. Rick Pietri (JSU)	2013-Present	90-88 (.506)
20. Greg Todd (MOR)	2014-Present	88-70 (.557)
33. Bart Brooks (BEL)	2017-Present	57-11 (.838)
t34. Rekha Patterson (SEMO)	2015-Present	55-66 (.455)
t34. David Midlick (APSU)	2015-Present	55-65 (.458)
47. Kim Rosamond (TTU)	2016-Present	39-53 (.424)
t58. Rechelle Turner (MUR)	2017-Present	24-36 (.400)
70. Matt Bollant (EIU)	2017-Present	14-44 (.241)
72. Jessica Kern (TSU)	2017-Present	11-46 (.193)
Samantha Williams (EKU)	2019-Present	0-0 (.000)

# - Marlow coached 6 games of the 1980-81 season for Mickey Wells  
No Records for Akron (1983-87) were available



# KURT McGUFFIN

## DIRECTOR OF INTERCOLLEGIATE ATHLETICS

Kurt McGuffin was officially named the 15th University of Tennessee at Martin's director of intercollegiate athletics on May 22, 2017.

McGuffin brings more than 18 years of experience in the collegiate athletics forum, including nearly six years as athletics director at Missouri Western State University, an NCAA Division II school located in St. Joseph, Mo. Before leading the Griffon athletics department in 2011, he also spent time as an assistant athletics director for development at the University of Colorado (2010-11), as a senior associate athletic director for external operations at Kansas State University (2000-10) and as an assistant director of athletics for development at the University of Idaho-Moscow (1999-2000).

In his time at Missouri Western, McGuffin achieved the highest student-athlete grade point average in the history of the school while also setting an all-time high for graduation rate and community service hours. He significantly increased revenue generation to annual and endowment giving by 30 percent and he launched a capital campaign that produced five of the top 10 gifts in university history, finishing off \$13 million in building enhancements in the spring of 2016. In addition, he successfully added six additional sports to bring the total to 16 while collaborating to initiate a Master's program in Sport Business Management – which added 20 graduate assistants to his staff.

McGuffin oversaw six Mid-America Intercollegiate Athletics Association championship squads in his tenure at Missouri Western. That includes the Griffon football program winning its first ever outright MIAA championship in 2012, a year where they also made the deepest postseason run in school history into the Division II quarterfinals. The Missouri Western baseball team claimed its first-ever MIAA title in 2013, the women's basketball team won the MIAA regular season in 2015-16 while the Griffon softball program racked up three conference championships (2014 tournament, 2016 regular season, 2016 tournament) in McGuffin's tenure. Just this past season, the Missouri Western baseball team qualified for the NCAA Tournament in back-to-back seasons (2016-17) for the first time in program history while the Griffon softball program made it to their fourth straight NCAA Regional. The women's golf program also saw freshman Chong Yong advance to the NCAA Championships, becoming the first individual in school history to accomplish that feat.

McGuffin also sustained previous successful programs and experienced growth in resources across the board at Missouri Western. He hired head coaches to lead the Griffon volleyball program to its highest win total since the mid-1990's and earning the most MIAA victories in program history in 2014. The Missouri Western tennis squad also took a new direction under McGuffin, resulting in its first winning season in more than a decade in 2014-15. The Griffon soccer program has also shattered over 20 school records while making its first ever postseason appearance in 2014 while the women's golf program advanced to its first ever NCAA Championship berth in 2016. As a direct result, McGuffin led the Missouri Western charge into the top-100 in the Learfield Cup standings, elevating the program from its 287 ranking when he took over.

Facility improvements were also paramount in McGuffin's success at Missouri Western. He raised nearly \$8 million for a total renovation of Spratt Memorial Stadium while also helping construct a state-of-the-art women's soccer locker room and the Zack and Mary Workman Academic Success Center in 2014.

The upgrades to Spratt Memorial Stadium were instrumental in Missouri Western remaining as the summer home of the NFL's Kansas City Chiefs since 2010. McGuffin led the charge in 2014 as the Chiefs and Missouri Western announced an extension for St. Joseph as the sole training location through the 2017 season.

At Colorado, McGuffin created and implemented a new annual giving program which increased total giving by 15 percent. He added over 600 new members in the first year by establishing fundraising goals, implementing a new donor database, revamping the process of daily donations and planning special events. He also assisted with fundraising and development of a brand new \$12 million sport court practice facility while taking part in a \$1.5 billion university capital campaign.

In addition to his title as senior associate athletic director for external operations at Kansas State, McGuffin also served as the associate athletic director for development, the assistant athletic director for annual giving and the assistant director of athletic development in his decade in Manhattan. He completed over \$25 million in facility enhancements while also leading a \$90 million "Changing Lives Campaign." He also increased annual giving by 50 percent and endowments by over 70 percent.

McGuffin was the sport administrator for the Wildcat men's basketball, men's and women's golf and the men's and women's cross country/track and field programs. He led the development and implementation of a department-wide strategic plan while overseeing all external units (including development, ticketing, marketing and communication) responsible for a revenue of over \$28 million and budgets of \$12 million.

McGuffin led marketing campaigns that resulted in the largest football season-opening crowd in Kansas State history while also heading a sales group that sold out men's basketball games in three out of four seasons. In his tenure, the Wildcat women's basketball and volleyball programs were each in the top-10 nationally in attendance.

Before his first full-time role in athletics administration at Idaho-Moscow, McGuffin also was a graduate assistant for fundraising at Wichita State University, the director of men's basketball operations at Eastern Washington University and the head men's basketball student assistant at Kansas State.

McGuffin is a proud member of the National Association of College Directors of Athletics (NACDA) and the National Association of Development Directors (NADD). He has also spent time on the NCAA Men's Golf Ranking Committee and the NCAA Men's Basketball Committee.

An Iola, Kan. native, McGuffin graduated from Kansas State with a bachelor of science degree in education in 1996. He obtained his Master of Science degree in education from Wichita State in 1999. He is married to the former Jessica Whisler of Goodland, Kan. and the couple has three children – Bryce, Brett and Brea.



# RADIO/TV CALL SHEET



**EMMA DAVIS**  
G • 5-10 • So.  
HARRODSBURG, KY.



**SHADE HUDSON**  
G • 5-8 • So.  
MEMPHIS, TENN.



**MACY RIPPY**  
G • 5-9 • Fr.  
CLARKSVILLE, TENN.



**ANNA PIERCE**  
G • 5-6 • R-Jr.  
PLANO, TEXAS



**RAEGAN JOHNSON**  
F • 6-2 • Fr.  
MARTIN, TENN.



**DASIA YOUNG**  
F • 5-11 • Fr.  
JONESBORO, ARK.



**TAMIAH STANFORD**  
G • 5-6 • R-Jr.  
RADCLIFF, KY.



**ZAIRE HICKS**  
G • 5-7 • Jr.  
MEMPHIS, TENN.



**BRITTINI MOORE**  
G/F • 5-10 • So.  
MEMPHIS, TENN.



**CHELSEY PERRY**  
F • 6-2 • Jr.  
MIDDLETON, TENN.



**MADDIE WALDROP**  
F • 6-2 • Jr.  
MURRAY, KY.



**DAMIAH GRIFFIN**  
F • 6-0 • R-So.  
MEMPHIS, TENN.



**HAYLEY HARRISON**  
G/F • 5-10 • Fr.  
NICHOLASVILLE, KY.



**KYARRAH GRANT**  
G • 5-7 • So.  
CHOCTAW, MISS.



**KYANNAH GRANT**  
G • 5-7 • So.  
CHOCTAW, MISS.



**DEMI BURDICK**  
F • 6-2 • Jr.  
MARSHALL, ILL.



**KEVIN MCMILLAN**  
HEAD COACH  
11TH SEASON



**PAIGE PIKIN**  
G • 5-10 • R-Fr.  
HENDERSON, TENN.





# UT MARTIN SKYHAWKS

## 2019-20 WOMEN'S BASKETBALL

**FRONT ROW:** ZAIRE HICKS, KYARRAH GRANT, TAMIAH STANFORD, ANNA PIERCE, SADE' HUDSON, KYANNAH GRANT AND MACY RIPPY

**SECOND ROW:** HAYLEY HARRISON, DAMIAH GRIFFIN, EMMA DAVIS, MADDIE WALDROP, CHELSEY PERRY, RAEGAN JOHNSON, DEMI BURDICK, PAIGE PIPKIN, DASIA YOUNG AND BRITNI MOORE

### NOVEMBER

6	AT SAINT LOUIS
11	AT MISSISSIPPI STATE
14	AT GONZAGA
21	SAMFORD
25	IUPUI
30	AT ILLINOIS STATE

### DECEMBER

3	AT SOUTHERN ILLINOIS
8	CHATTANOOGA
16	LIPSCOMB
19	LOUISVILLE
29	AT ARKANSAS

### JANUARY

2	AT MURRAY STATE*
4	AT AUSTIN PEAY*
9	TENNESSEE STATE*
11	BELMONT*
16	MURRAY STATE*
18	AUSTIN PEAY*
23	AT EASTERN ILLINOIS*
25	AT SIUE*
30	AT EASTERN KENTUCKY*

### FEBRUARY

7 P.M.	1	AT MOREHEAD STATE*	NOON
7 P.M.	6	TENNESSEE TECH*	5:30 P.M.
9:30 P.M.	8	JACKSONVILLE STATE*	2 P.M.
6 P.M.	13	AT SOUTHEAST MISSOURI*	5:15 P.M.
6 P.M.	15	EASTERN ILLINOIS*	2 P.M.
2 P.M.	20	AT TENNESSEE TECH*	5:30 P.M.
	22	AT JACKSONVILLE STATE*	1:45 P.M.
	27	SIUE*	5:30 P.M.
	29	SOUTHEAST MISSOURI*	2 P.M.

### MARCH

4	OVC TOURNAMENT QUARTERFINALS	TBA
5	OVC TOURNAMENT QUARTERFINALS	TBA
6	OVC TOURNAMENT SEMIFINALS	TBA
7	OVC TOURNAMENT CHAMPIONSHIP	TBA

\* OHIO VALLEY CONFERENCE GAME

HOME GAMES ARE IN ALL CAPS AND ORANGE

ALL TIMES ARE CST AND SUBJECT TO CHANGE