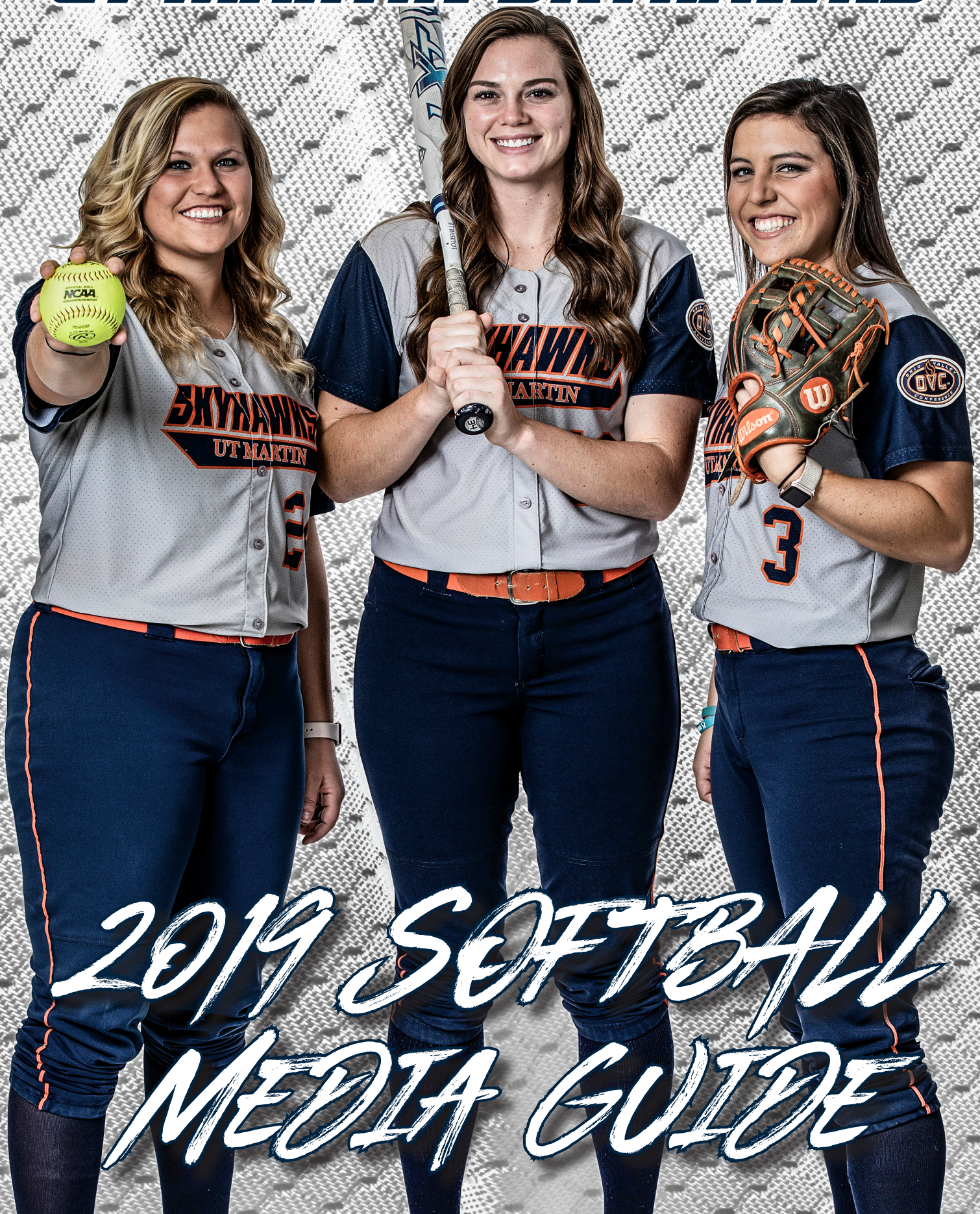


UT MARTIN SKYHAWKS



2019 SOFTBALL MEDIA GUIDE

2019 UT MARTIN SOFTBALL ROSTER



AALIA BIVENS
Jr. • IF • MARTIN, TENN.



LEXI RAY
Fr. • P • LOUISVILLE, KY.



ALLI FULCHER
Sr. • IF • HENDERSONVILLE, TENN.



KENNA GARST
Fr. • C/OF • PETERSBURG, MICH.



MADELYN DYCUS
So. • IF • GREENBRIER, TENN.



GEORGIA LAND
Fr. • C • ETHRIDGE, TENN.



ALEXIS ROGERS
So. • IF • CHICAGO HEIGHTS, ILL.



KALLIE PICKENS
Fr. • IF • JACKSON, TENN.



SHELBY WOODARD
Sr. • IF • MT. JULIET, TENN.



HAYLEE SHORT
Jr. • OF • HILLSBORO, MICH.



PAIGE CLARK
So. • OF • LAFAYETTE, TENN.



HANNAH RIDOLFI
Jr. • P • PADUCAH, KY.



GABBI CAMPBELL
Fr. • IF • BRUNSWICK, OHIO



CHELSEY GORE
Fr. • IF • LEXINGTON, TENN.



CHAYSE SKINNER
Fr. • OF • SPRING HILL, FLA.



GRACYN McBRIDE
Sr. • IF • METROPOLIS, ILL.



CAITLYN KARO
So. • P • VERSAILLES, KY.



OLIVIA LOWRY
Fr. • OF • BRUCETON, TENN.



ERIN GALLAGHER
Fr. • P • SUWANEE, GA.



DONLEY CANARY
HEAD COACH



SARAH DAWS
ASSISTANT COACH



MARLEE WILSON
GRADUATE ASSISTANT COACH



JESSIE DOUGLAS
STUDENT ASSISTANT



JOSH SMITH
STUDENT ASSISTANT

UT MARTIN SKYHAWKS

SOFTBALL



SCHOOL INFORMATION

NAME OF SCHOOL:	UNIVERSITY OF TENNESSEE AT MARTIN (UT MARTIN)
LOCATION:	MARTIN, TENN.
FOUNDED:	1900, SENIOR COLLEGE 1951
ENROLLMENT:	7,069
NICKNAME:	SKYHAWKS
COLORS:	NAVY BLUE AND ORANGE
STADIUM:	BETTYE GILES FIELD
CAPACITY:	500
AFFILIATION:	NCAA DIVISION I
CONFERENCE:	OHIO VALLEY
CHANCELLOR:	DR. KEITH CARVER
DIRECTOR OF ATHLETICS:	KURT MCGUFFIN

TEAM INFORMATION

2018 OVERALL RECORD:	25-32	H: 9-9	A: 7-1	N: 9-12
2018 CONFERENCE FINISH:	9-13/7 TH	H: 5-7	A: 4-6	

PLAYERS RETURNING:	8/13
POSITION PLAYERS RETURNING LOST:	3/6
PITCHERS RETURNING/LOST:	2/2
NEWCOMERS:	11

COACHING STAFF

HEAD COACH:	DONLEY CANARY
ALMA MATER:	TENNESSEE TECH, 1978
CAREER RECORD (YRS):	552-420-2 (18 TH SEASON)
RECORD AT UT MARTIN (YRS):	SAME
ASSISTANT COACH:	SARAH DAWS
ALMA MATER:	UT MARTIN, 2003
GRADUATE ASSISTANT COACH:	MARLEE WILSON
ALMA MATER:	WESTERN MICHIGAN, 2018

PROGRAM HISTORY

FIRST YEAR OF SOFTBALL:	1985
ALL-TIME RECORD:	779-708-5
ALL-TIME OVC RECORD:	256-185-2
ALL-TIME BETTYE GILES FIELD RECORD:	255-238
OVC CHAMPIONSHIPS:	2 (2010, 2012)
OVC TOURNAMENT CHAMPIONSHIPS:	2 (2009, 2012)

SPORTS INFORMATION

SOFTBALL CONTACT:	ALEX BOGGIS, ASST. SID
PHONE:	O:(731) 881-7694 / C:(618) 357-1536
EMAIL:	DABOGGIS@UTM.EDU
SID FAX:	(731) 881-7624
PRESS BOX PHONE:	(731) 881-7694
SID MAILING ADDRESS:	1022 ELAM CENTER 15 MOUNT PELIA ROAD MARTIN, TENN. 38238
WEBSITE:	WWW.UTMSPORTS.COM
FACEBOOK:	WWW.FACEBOOK.COM/UTMSPORTS
TWITTER:	@UTMSPORTS / @UTM_GAMEDAY

TABLE OF CONTENTS

INSIDE THE GUIDE

HEADSHOT ROSTER.....	2
QUICK FACTS.....	3
BETTYE GILES FIELD.....	4-5
SKYHAWK PARK.....	6-7
STRENGTH & CONDITIONING.....	8-9

MEET THE SKYHAWKS

ROSTER BREAKDOWN.....	11
RETURNING PLAYER BIOS.....	12-27
NEWCOMER PLAYER BIOS.....	28-38

COACHING AND SUPPORT STAFF

HEAD COACH DONLEY CANARY.....	40-42
ASSISTANT COACHES.....	43-44

SEASON PREVIEW

SEASON PREVIEW.....	46-47
DEPTH CHART/TEAM BREAKDOWN.....	48

2018 IN REVIEW

STATISTICS.....	51-58
-----------------	-------

PROGRAM RECORD BOOK

SKYHAWKS OF DISTINCTION.....	60
COMMISSIONER'S HONOR ROLL/HALL OF FAME.....	61
SEASON LEADERS.....	62
SINGLE SEASON TEAM RECORDS.....	63
SINGLE SEASON INDIVIDUAL RECORDS.....	64
CAREER INDIVIDUAL RECORDS.....	65
ALL-TIME ROSTER.....	66-67
ALL-TIME NUMERICAL ROSTER.....	68
ALL-TIME SERIES RESULTS.....	69-76
UT MARTIN IN THE OVC TOURNAMENT.....	76
SEASON RESULTS.....	77-81

THIS IS UT MARTIN

NOTABLE ALUMNI.....	82
MEDIA INFORMATION.....	83
OHIO VALLEY CONFERENCE.....	84-85
KURT MCGUFFIN, DIRECTOR OF ATHLETICS.....	86

CREDITS

The 2019 UT Martin Softball Media Guide was written and produced by assistant sports information director Alex Boggis using Adobe InDesign CC. Photos by UT Martin University Relations and UT Martin Sports Information. Layout designs/ covers by Alex Boggis.

The University of Tennessee at Martin does not discriminate on the basis of race, sex, color, religion, national origin, age, disability or veteran status in provision of educational opportunities or employment opportunities and benefits. UT Martin does not discriminate on the basis of sex or disability in the education programs and activities which it operates, pursuant to requirements of Title VI of the Civil Rights Act of 1964 as codified in 42 U.S.C. 2000D; Title IX of the Educational Amendments of 1972, Public Law 92 318; Section 504 of the Rehabilitation Act of 1973, Public Law 93-112; the Americans with Disabilities Act of 1990, Public Law 101-336; and the Age Discrimination in Employment Act. This policy extends to both employment by and admission to the university. Inquiries concerning Title VI, Title IX, Section 504, the Americans with Disabilities Act, and the Age Discrimination in Employment Act should be directed to the Office of Equity and Diversity, 240 Gooch Hall, UT Martin, Martin, TN 38238-5002, 731-881-7202. Charges of violation of the above policy also should be directed to the Equity and Diversity Officer. E05-0416-00-022-19

2019 UT MARTIN SOFTBALL GUIDE

BETTYE GILES FIELD





In 1996 The University of Tennessee at Martin softball team enjoyed its first season at its new on-campus facility, Bettye Giles Field. Dedicated April 13, 1996, the softball facility is one of the latest projects for Ms. Giles, who has been a part of the UT Martin faculty since 1952. Giles was a driving force behind almost every program relating to women's athletics at UT Martin today. She served as women's athletics director for 25 years and was an integral part of making UT Martin a pioneer for intercollegiate women's athletics.

Bettye Giles Field is 190 feet down each line and 220 feet to straight away centerfield. Since 1996 the Skyhawk program has added new field lights, stadium bleacher seating, state-of-the-art hitting facility, concession stand and press box to Bettye Giles Field.

In 2013, Bettye Giles Field received an infield update. With the donation of private funds, Bettye Giles Field is now equipped with a turf field halo ring which facilitates performance and improved maintenance.



SKYHAWK PARK



The Skyhawk Baseball/Softball Fieldhouse is a 7,000-square-foot building for the Skyhawks baseball and softball programs. The building is located at the west end of Pat Summitt Drive on the north side (the baseball side) of the street.



The Athletic Fieldhouse includes offices, equipment storage, locker rooms, showers, team meeting space, and laundry facilities for both baseball and softball programs. In addition, the east end of the building includes public restrooms and a concession stand. There is limited amount of new parking, an entry feature for Skyhawk Park and additional perimeter fencing. Both fields now have lighting and new grandstands.




STRENGTH AND

MISSION STATEMENT

The mission of the UTM Skyhawk Strength and Conditioning program is to maximize the potential of the Student-Athletes by teaching work ethic, team values, discipline, and leadership.

The number one goal is to create a safe environment for the Student-Athletes to excel at their sport through scientifically based strength and conditioning programs.

The Training programs are designed to increase the Athlete's strength, speed, agility, flexibility, conditioning, and explosiveness – all components in developing a complete collegiate athlete.



Olympic sport student-athletes train in the recently updated Fieldhouse weight room and adjacent multi-purpose room known as "the blue room". The 3,500 square foot weight room's renovation is highlighted by the Ecore Beast flooring that includes five inlay platforms highlighting UTM.

In addition, updates included new Hammer Strength equipment, Eleiko barbells and a nutrition area to help support each Skyhawk athlete's development. Continued upgrades are ongoing to provide UT Martin student-athletes the best possible environment to compete for championships and develop positive habits to live a healthy active lifestyle.




CONDITIONING




NATIONAL STRENGTH AND CONDITIONING ASSOCIATION ALL AMERICANS

2015	Renate Meckl, Softball
2017	Carly Gonzales, Softball
2018	Savannah Dodson, Softball / Katelyn Colvin, Soccer



**MEET THE
SKYHAWKS**



ROSTER BREAKDOWN

NUMERICAL ROSTER

No.	Name	Pos.	B/T	Ht.	Yr.	Hometown (Previous School)
1	Aalia Bivens	OF	R/R	5-5	Jr.	Martin, Tenn. (Tennessee Tech)
2	Lexi Ray	P	R/R	5-9	Fr	Louisville, Ky. (Mercy Academy)
3	Alli Fulcher	INF	R/R	5-5	Sr.	Hendersonville, Tenn. (Station Camp HS)
4	Kenna Garst	C/OF	R/R	5-3	Fr.	Petersburg, Mich. (St. Mary's Catholic Central HS)
5	Madelyn Dycus	OF	R/R	5-4	So.	Greenbrier, Tenn. (Goodpasture Christian HS)
6	Georgia Land	C	R/R	5-4	Fr.	Ethridge, Tenn. (Lawrence County HS)
7	Alexis Rogers	INF	L/R	5-3	So.	Chicago Heights, Ill. (Marist HS)
11	Kallie Pickens	INF	R/R	5-9	Fr.	Jackson, Tenn. (University School of Jackson)
12	Shelby Woodard	INF	R/R	6-0	Sr.	Mt. Juliet, Tenn. (North Alabama)
13	Haylee Short	OF	L/R	5-6	Jr.	Hillsboro, Mo. (Lake Land CC)
14	Paige Clark	OF	R/R	5-6	So.	Lafayette, Tenn. (Macon County HS)
15	Hannah Ridolfi	P	R/R	5-6	Jr.	Paducah, Ky. (Union University)
21	Gabbi Campbell	INF	R/R	5-9	Fr.	Brunswick, Ohio (Brunswick HS)
22	Chelsey Gore	INF	S/R	5-6	Fr.	Lexington, Tenn. (Scotts Hill HS)
23	Chayse Skinner	OF	S/R	5-10	Fr.	Spring Hill, Fla. (Nature Coast Tech HS)
24	Gracyn McBride	INF	R/R	5-8	Sr.	Metropolis, Ill. (Massac Country HS)
27	Caitlin Karo	P	R/R	5-9	So.	Versailles, Ky. (Woodford County HS)
31	Olivia Lowry	OF	R/R	5-8	Fr.	Bruceton, Tenn. (Hollow Rock-Bruceton HS)
32	Erin Gallagher	P	R/R	5-10	Fr.	Suwanee, Ga. (North Gwinnett HS)

Head Coach:

Assistant Coach:

Graduate Assistant:

Student Assistant:

Student Assistant:

Donley Canary (Tennessee Tech, 1978), 18th season

Sarah Daws (UT Martin, 2005), 12th season

Marlee Wilson (Western Michigan, 2018), 1st season

Jessie Douglas, 1st season

Josh Smith, 1st season



AALIA BIVENS

OUTFIELD • R/R • 5-5 • JUNIOR
MARTIN, TENN. • TENNESSEE TECH

1

2018

Saw action in 43 games for the Skyhawks while notching 32 starts primarily on the infield and designated player...Tallied a .202 batting average with 16 runs scored, four doubles, three home runs and eight RBIs...Posted a .321 on-base percentage and a .340 slugging percentage...Drew 16 walks and successfully stole four bases...Tallied four multi-hit contests including a season-high three hits at Bethune-Cookman (March 8)...Tallied a pair of RBI against Southern Miss (March 3)...Tallied a walk-off base hit against Evansville in the 14th inning (Apr. 11)...Hit home runs against Southern Miss (March 3), Hoy Cross (March 10) and Eastern Illinois (Apr. 13)...Posted a .919 fielding percentage with 67 putouts, 12 assists and seven errors...Named OVC Commissioner's Honor Roll.

BEFORE UT MARTIN

Joins the Skyhawks from OVC rival Tennessee Tech where she played her freshman season...Saw action in 40 games while earning 35 starts for the Golden Eagles...Tallied a .300 batting average, eight doubles, seven home runs and 14 RBIs...Posted a .426 on-base percentage and a .590 slugging percentage – which ranked eighth in the OVC...Drew 20 walks and successfully stolen three bases...Best game came against Abilene Christian (March 5) where she tallied a home run and three RBIs...Posted a .964 fielding percentage with 64 putouts, 42 assists and four errors...Named OVC Commissioner's Honor Roll.

HIGH SCHOOL

Joins the Skyhawks from OVC rival Tennessee Tech where she prepped at South Fulton High School...Posted a .436 career batting average along with a .517 on-base percentage...Hit 37 home runs in her five-season varsity career dating back to eighth grade...As a senior posted a .650 batting average with a .733 on-base percentage...Named to the TSWA all-state team.





PERSONAL

Born on May 20, 1998...Daughter of Phil and Aaronda Bivens...Majoring in business management.



Year	avg	gp-gs	ab	r	h	2b	3b	hr	rbi	bb	so	sb-att
2018	.202	43-32	94	16	19	4	0	3	8	16	21	4-5
TOTAL	.202	43-32	94	16	19	4	0	3	8	16	21	4-5



ALLI FULCHER

3

INFIELD • R/R • 5-5 • JUNIOR
HENDERSONVILLE, TENN. • STATION CAMP HS

2018

Saw action and started in all 57 games for the Skyhawks at shortstop...Tallied a .293 batting average with 22 runs scored, 10 doubles, one triple, five home runs and 23 RBIs...Posted a .365 on-base percentage and a .457 slugging percentage...Drew 20 walks and successfully stole three bases...Tallied eight multi-hit contests including a season-high three hits against Grambling State (Feb. 9)...Notched five multi-RBI contests against Grambling State (Feb. 9), Chattanooga (Feb. 24), Akron (March 17), Jacksonville State (March 23) and Tennessee Tech (March 25)...Hit home runs against North Texas (Feb. 9), Chattanooga (March 2), Stetson (March 10), Akron (March 17) and Memphis (March 21)...Stole bases against Fort Wayne (Feb. 17), Appalachian State (Feb. 18) and Middle Tennessee (Apr. 4)...Posted a .960 fielding percentage with 88 putouts, 104 assists and eight errors...Named OVC Commissioner's Honor Roll.

2017

Played and started in all 59 games for the Skyhawks at shortstop...Tallied a .251 batting average with 29 runs scored, four doubles, one triple, six home runs and 29 RBIs...Posted a .318 on-base percentage and .389 slugging percentage...Drew 15 walks and successfully stole two bases...Tallied eight multi-hit contests against Coppin State (Feb. 11), Fairleigh Dickinson (Feb. 25), Northwestern State (Feb. 26), Austin Peay (March 3), Middle Tennessee (March 29), Austin Peay (Apr. 9), Evansville (Apr. 11) and Tennessee State (Apr. 30)...Posted six multi-RBI contests including a career-high four against Northwestern State (Feb. 26) and three against both Jacksonville State (March 25) and Evansville (Apr. 11)...Posted a pair of hit by pitch against Alabama State (Feb. 17) and Nicholls State (March 3)...Tallied stolen bases against Austin Peay (Apr. 9) and Tennessee State (Apr. 30)...Posted a .953 fielding percentage with 102 putouts, 101 assists and 10 errors.





2016

Played and started in all 56 games for the Skyhawks at shortstop...Posted a .247 batting average while tallying 10 doubles, four home runs and 20 RBIs...Posted a .311 on-base percentage while notching a .383 slugging percentage... Drew 15 walks while successfully stealing five bases... Tallied seven multi-hit performances against Buffalo, Dayton, Chattanooga, Kennesaw State, Bemont, SIUE and Murray State...Posted two games with three base hits against Chattanooga and Kennesaw State...Went 1-for-2 at Bethune-Cookman where she hit a home run and drove in three RBIs...Tallied five multi-RBI contests against Wright State, Chattanooga, North Texas, Bethune-Cookman and Morehead State...Hit home runs against Western Michigan, North Texas and Bethune-Cookman...Notched stolen bases against Southern Illinois, Bethune-Cookman, Tennessee Tech, Jacksonville State and SIUE...Posted a .951 fielding percentage with 106 putouts, 127 assists and 12 errors.

HIGH SCHOOL

Fulcher joins the Skyhawks from Station Camp High School where she prepped under head coach Ken Crook...Used primarily as a leadoff hitter, Fulcher tallied 19 doubles and five home runs as a senior while posting an impressive .462 batting average as a senior...She posted a .517 on-base percentage, scored 39 runs and drove in 27...She hit .463 as a sophomore while posting an impressive .409 average with nine home runs and just six strikeouts with the Germantown Red Devils 16U team...She was named Sumner County Player of the Year on the All-County Softball Team.

PERSONAL

Born on April 26, 1997...Daughter of Paula and Andy Fulcher...Has one brother, Drew...Majoring in health and human performance, physical therapy.



Year	avg	gp-gs	ab	r	h	2b	3b	hr	rbi	bb	so	sb-att
2016	.242	54-54	157	14	38	9	0	4	20	15	21	5-5
2017	.251	59-59	175	29	44	4	1	6	29	15	33	2-4
2018	.293	57-57	164	22	48	10	1	5	23	20	18	3-5
TOTAL	.262	170-170	496	65	130	23	2	15	72	50	72	10-14



MADELYN DYCUS

5

OUTFIELD • R/R • 5-4 • SOPHOMORE
GREENBRIER, TENN. • GOODPASTURE CHRISTIAN

2018

Saw action in 35 games for the Skyhawks primarily as a pinch runner...Tallied 10 runs scored...Successfully stole six bases against Akron (March 17), Northern Kentucky (March 18), Tennessee Tech (March 25), SIUE (March 30), Belmont (May 6) and Eastern Illinois (May 10)...Posted a 1.000 fielding percentage with one putouts and zero errors...Named OVC Commissioner's Honor Roll.

HIGH SCHOOL

Joins the Skyhawks from Goodpasture Christian High School where she played for Amanda Cross...As a senior, notched a .582 batting average with nine doubles, seven triples, 10 home runs and 55 RBIs...Reached the Class A state tournament...Named to the Tennessean's All-Midstate Softball first team...Enjoyed a strong junior campaign, tallying .480 batting average in 34 games...Notched 49 hits while recording 23 extra basehits – including 11 doubles, 10 triples and a pair of home runs – while driving in 40 RBIs...Earned all-district, all-region, all-tournament and all-state honors...Led the Lady Cougars to a district runner-up finish and a regional championship while advancing to the sub-state round.

PERSONAL

Born on June 16, 1999...Daughter of Cory Dycus, Tonya Littlejohn and Jason Littlejohn...Has one brother, Jackson...Majoring in graphic design.





Year	avg	gp-gs	ab	r	h	2b	3b	hr	rbi	bb	so	sb-att
2018	.000	35-0	2	10	0	0	0	0	0	0	0	6-7
TOTAL	.000	35-0	2	10	0	0	0	0	0	0	0	6-7



ALEXIS ROGERS

INFIELD • L/R • 5-3 • SOPHOMORE
CHICAGO HEIGHTS, ILL. • MARIST HS



2018

Saw action in 26 games for the Skyhawks while notching one start...Tallied a .300 batting average with four runs scored, one double and a RBI...Posted a .300 on-base percentage and a .400 slugging percentage...Successfully stole one base...Tallied base hits against Grambling State (Feb. 9), North Texas (Feb. 9) and Ole Miss (March 2)...Notched a RBI at Ole Miss (March 2)...Stole a base against Eastern Illinois (Apr. 13)...Posted a 1.000 fielding percentage with two putouts, two assists and zero errors...Named OVC Commissioner's Honor Roll.

HIGH SCHOOL

Joins the Skyhawks from Marist High School where she played for Colleen Biebel...Lifted the RedHawks to a fourth place finish in the IHSA state tournament as a senior...Earned Illinois Coaches Association Class 4A all-state third team honors...Helped lead her squad to a 30-6 record as a junior...Lifted her squad to a regional championship in 2014 before playing a key part in a 2015 state championship...In 2015 posted a .413 batting average...As a freshman, she hit .375 while tallying five extra base hits and 10 RBIs.

PERSONAL

Born on Nov. 16, 1998...Daughter of Tom and Jen Rogers...Has three siblings, Ty, Camden and Madison...Majoring in health and human performance.





Year	avg	gp-gs	ab	r	h	2b	3b	hr	rbi	bb	so	sb-att
2018	.300	26-1	10	4	3	1	0	0	1	0	4	1-1
TOTAL	.300	26-1	10	4	3	1	0	0	1	0	4	1-1



PAIGE CLARK

14

OUTFIELD • R/R • 5-6 • SOPHOMORE
LAFAYETTE, TENN. • MACON COUNTY HS

2018

Saw action in 49 games for the Skyhawks while notching 27 starts primarily in the outfield and designated player...Tallied a .262 batting average with 15 runs scored and 14 RBIs...Posted a .287 on-base percentage and a .262 slugging percentage...Drew three walks and successfully stole 12 bases...Tallied five multi-hit contests against Murray State (Apr. 9), Evansville (Apr. 11), Eastern Illinois (Apr. 13), Eastern Kentucky (Apr. 21) and Morehead State (Apr. 22)...Notched five multi-RBI contests against Akron (March 18), Jacksonville State (March 23), Murray State (Apr. 9), Ole Miss (Apr. 25) and Tennessee State (Apr. 29)...Posted a .933 fielding percentage with 14 putouts and one errors...Named OVC Commissioner's Honor Roll.

HIGH SCHOOL

Joins the Skyhawks from Macon County High School where she played for Tabitha Centers...As a senior, notched a .582 batting average with four home runs and scored 45 runs while tallying 82 base hits...Named to the Tennessean's All-Midstate Softball first team...Missed her junior season due to injury...Named 8AA Offensive MVP and 8AA Co-MVP as a sophomore...Led the Tigers to an 8AA regular season title and the school's first sub-state appearance...Named to the 8AA All-Freshman team while earning first team all-district honors.

PERSONAL

Born on Oct. 14, 1998...Daughter of Rick and Cindy Clark...Has one sibling, Peyton...Majoring in health and human performance.





Year	avg	gp-gs	ab	r	h	2b	3b	hr	rbi	bb	so	sb-att
2018	.262	49-27	84	15	22	0	0	0	14	3	11	12-17
TOTAL	.262	49-27	84	15	22	0	0	0	14	3	11	12-17



HANNAH RIDOLFI

15

PITCHER • R/R • 5-6 • JUNIOR
PADUCAH, KY. • UNION UNIVERSITY

2018

Posted 31 appearances on the season along with 26 starts in the circle for the Skyhawks...Tallied a 9-18 overall record along with a 2.48 ERA in 181.0 innings of work...Struck out 67 batters while issuing 63 walks...Allowed an opponent batting average of .279...Hit 12 batters...Posted 17 complete games of five innings or longer...Notched seven scoreless appearances...Eclipsed the century mark for pitches 14 times...Struck out a season-high seven batters against Southeast Missouri (Apr. 17)...Notched shutouts against Akron (March 17), Murray State (Apr. 9) and Tennessee State (Apr. 29)...Notched 20 quality starts...Did not issue a walk in three appearances against North Texas (Feb. 9), Manhattan (March 9) and Murray State (Apr. 9)...Posted a .969 fielding percentage with seven putouts, 55 assists and two errors.

BEFORE UT MARTIN

Joins the Skyhawks from Union University where she spent her freshman season...In the pitching circle, she posted a 12-9 record with a 3.41 ERA in 123.1 innings of work...Tallied 11 complete games along with two saves and a shutout...Her best series came against Christian Brothers where she made three appearances – including a pair of starts – striking out nine while allowing zero runs while tallying a pair of wins and a save...In the batter's box, notched a .364 batting average with 21 runs scored, four doubles, a triple and 17 RBIs...Successfully stole two bases...Struck out just six times...Best game came against LeMoyne-Owen where she went 4-for-4 with two doubles, three runs scored and four RBIs...





HIGH SCHOOL

Prepped at McCracken County High School...As a senior, was named Kentucky Softball Coaches Association Player of the Year...First Region All-Purchase Softball Player of the Year by the Paducah Sun...Notched a 12-2 record with 1.96 ERA in 89 innings of work while striking out 72...Posted a .531 batting average with 31 runs scored, 16 extra-base hits and 60 RBIs...Helped lead her team to four district titles, three region titles, two state championships and two state runner-up finishes...Named to the state all-tournament team three times, region all-tournament three times and district all-tournament three times.

PERSONAL

Born on May 16, 1997...Daughter of Lou and Selise Ridolfi...Has one sister, Rachel...Majoring in animal science.



Year	avg	gp-gs	ab	r	h	2b	3b	hr	rbi	bb	so	sb-att
2018	.182	33-28	11	0	2	0	0	0	0	2	1	0-0
TOTAL	.182	33-28	11	0	2	0	0	0	0	2	1	0-0

Year	era	w-l	app	gs	cg	sho	sv	ip	h	r	er	bb	so
2018	2.48	9-18	31	26	17	3/0	0	181.0	195	86	64	63	67
TOTAL	2.48	9-18	31	26	17	3/0	0	181.0	195	86	64	63	67



GRACYN McBRIDE

24

INFIELD • R/R • 5-8 • SENIOR
METROPOLIS, ILL. • MASSAC COUNTY HS

2018

Saw action in 54 games for the Skyhawks while notching 52 starts primarily at first base...Tallied a .241 batting average with eight runs scored, eight doubles, one triple, five home runs and 20 RBIs...Posted a .337 on-base percentage and a .414 slugging percentage...Drew 15 walks and successfully stole one base...Tallied nine multi-hit contests against Grambling State (Feb. 9), Western Illinois (Feb. 23), Holy Cross (March 9), Southern Illinois (March 14), Evansville (Apr. 11), Eastern Illinois (twice, Apr. 13) and Southeast Missouri (Apr. 17)...Notched three multi-RBI contests against Holy Cross (March 9), Southeast Missouri (Apr. 17) and Tennessee State (Apr. 29)...Hit home runs against Central Arkansas (Feb. 8), Grambling State (Feb. 9), Holy Cross (March 9), Evansville (Apr. 11) and Tennessee State (Apr. 29)...Posted a .992 fielding percentage with 356 putouts, 22 assists and three errors.

2017

Saw action in 49 games for the Skyhawks while notching 46 starts primarily at first base and designated player...Tallied a .368 batting average with 12 runs scored, seven doubles, seven home runs and 34 RBIs...Posted a .356 on-base percentage and a .488 slugging percentage...Drew 16 walks and successfully stole one base...Tallied seven multi-hit contests including a season-high three hits against Austin Peay (Apr. 9)...Notched 10 multi-RBI contests including four contests with three RBIs against Mississippi Valley State (Feb. 12), Iona (March 11), Jacksonville State (March 25) and Austin Peay (Apr. 9)...Hit home runs against Mississippi Valley State (Feb. 12), Ole Miss (March 5), Iona (March 11), Western Illinois (March 18), Belmont (Apr. 29) and Alabama State (May 17)...Posted three hit by pitch against Northwestern State (Feb. 26), SIUE (Apr. 1) and Eastern Kentucky (Apr. 22)...Posted a .978 fielding percentage with 216 putouts, nine assists and five errors.





2016

Saw action in 43 games for the Skyhawks while starting 33 contests primarily at the corner infield spots or designated player...Posted a .298 batting average with four doubles, a triple, four home runs and 12 RBIs...Drew 14 walks...Tallied five multi-hit outings against Mississippi Valley State, Wagner, Eastern Illinois, Belmont and Murray State...Posted four games with multiple RBIs including Nicholls State, Houston Baptist, Ole Miss and SIUE...Drew a pair of walks in three games against Eastern Kentucky, Murray State and SIUE...Posted a .991 fielding percentage with 80 putouts, 32 assists and one error.

HIGH SCHOOL

McBride joins her high school teammate Jessie Douglas from Massac County High School where she played for head coach Pat Clark...Her senior season, McBride hit .429 with seven home runs, 11 doubles and 34 RBIs...She posted a dominating numbers as a junior, tallying a .405 batting average along with 11 home runs and 44 RBIs...For her prep career, McBride hit .429 in 450 plate appearances, mashing 31 home runs, tallying 59 doubles and driving in 200 runs...She is a four-time SIRR Ohio Division All-Conference recipient along with named All-South and All-State honors.

PERSONAL

March 6, 1997...Daughter of Kerry and Adelle McBride...Has one sister, Camryn...Majoring in health and human performance, K-12 licensure.



Year	avg	gp-gs	ab	r	h	2b	3b	hr	rbi	bb	so	sb-att
2016	.291	41-31	79	7	23	4	1	4	12	12	11	0-0
2017	.268	49-46	127	12	34	7	0	7	34	16	21	1-1
2018	.241	54-52	145	8	35	8	1	5	20	15	17	1-1
TOTAL	.262	144-129	351	27	92	19	2	16	66	43	49	2-2



CAITLIN KARO

27

PITCHER • R/R • 5-9 • SOPHOMORE
VERSAILLES, Ky. • WOODFORD COUNTY HS

2018

Posted 28 appearances on the season along with 27 starts in the circle for the Skyhawks...Tallied an 16-11 overall record along with a 2.75 ERA in 170.2 innings of work...Struck out 57 batters while issuing 31 walks...Allowed an opponent batting average of .257...Hit five batters...Set program's freshman single-season victories mark with 16...Win total of 16 ranked eighth in program's single-season history...Posted 20 complete games of five innings or longer...Notched four scoreless appearances...Eclipsed the century mark for pitches eight times...Struck out five batters or more three times against Alabama State (Feb. 23), Evansville (Apr. 11) and Southeast Missouri (Apr. 17)...Notched shutouts against Holy Cross (March 10), Manhattan (March 11) and Southeast Missouri (Apr. 17)...Allowed just one hit against both Manhattan (March 11) and Evansville (Apr. 11)...Notched 20 quality starts...Did not issue a walk in 11 appearances...Posted a .974 fielding percentage with five putouts, 32 assists and one error...Named OVC Commissioner's Honor Roll.

HIGH SCHOOL

Joins the Skyhawks from Woodford County High School where she played for Sasha Turansky...As a senior, posted a .436 batting average with 10 doubles, four home runs and 33 RBIs...Posted a .516 on-base percentage and a .653 slugging percentage...Notched a 13-2 overall record with a 1.75 ERA in 88 innings of work...Struck out 101 batters while issuing just seven walks...Allowed an opponent batting average of just .228...Posted a No. 2 ranking in the state of Kentucky while advancing to the state tournament...Earned 11th Region all-tournament honors after hitting her fourth home run of the season against Scott County in the championship game...Entered her junior season ranked as the No. 2 team in Kentucky while being tabbed one of the top players in the region preseason rankings...Tossed a perfect game against Ashland, 8-0, while also tallying no-hitter against Western Hills in 16-0 victory...Won a 16U Division Triple Crown/USA National Championship while traveling with the Louisville Stunners.





PERSONAL

Born on Aug. 18, 1999...Daughter of Chris and Michelle Karo...Has one sister, MacKenzie...Majoring in education, K-5.



Year	era	w-l	app	gs	cg	sho	sv	ip	h	r	er	bb	so
2018	2.75	16-11	28	27	20	3/0	0	170.2	166	76	67	31	57
TOTAL	2.75	16-11	28	27	20	3/0	0	170.2	166	76	67	31	57



LEXI RAY

2

PITCHER • R/R • 5-9 • FRESHMAN
LOUISVILLE, KY. • MERCY ACADEMY

BEFORE UT MARTIN

Prepped at Mercy Academy where she played for Greg Meiners... Posted a record of 22-6 as a senior with a 0.93 ERA in 171.6 innings of work...Struck out 260 batters while issuing just 38 walks...Notched a .396 batting average with 10 doubles, one triple and five home runs...Named to the Kentucky Softball Coaches Association all-state first team...Named KSCA Sixth Region Player of the Year...Played in the East/West Senior All Star Game...Named to the Metro Louisville All-Area team...Tabbed as a finalist for Female Athlete of the Year by Louisville Catholic Sports...Posted a dominating season with a 30-7 overall record while compiling a 1.20 earned run average and 305 strikeouts in 280 innings of work as a junior in the circle...Notched a .298 batting average with 10 doubles, two home runs and 15 RBIs...Named to the Kentucky Softball Coaches Association 3A All-State second team...A four-year starter, Ray earned four all-district, two all-region and one all-state tournament honor...Off the field she received four all-state academic honors.

PERSONAL

Born on Aug. 15, 2000...Daughter of Bobby and Jenna Ray and Ron and Michelle Pence...Has three siblings, Braxton, Addison and Dalton...Majoring in business.





KENNA GARST

4

CATCHER • R/R • 5-3 • FRESHMAN

PETERSBURG, MICH. • ST. MARY'S CATHOLIC CENTRAL HS

HIGH SCHOOL

Prepped at Monroe-St. Mary's Catholic Central where she played for head coach John Morningstar...Helped lead her team to back-to-back Division III state championships while being selected as an all-state first-team performer in 2017...During her junior campaign she posted a .394 batting average with 13 doubles, eight home runs and 40 RBIs...Best game came in the state semifinals, going 3-for-4 with three RBIs – including a pair of triples...Ranked as the No. 10 overall prospect in the state of Michigan as a junior...Received all-district first team honors three times along with a pair of all-region selections...Tallied 10 home runs as a freshman at Petersburg-Summerfield High School.

PERSONAL

Born on Apr. 6, 2000...Daughter of Ron and Julie Garst...Has one sibling, Adison...Majoring in health and human performance.





GEORGIA LAND

6

CATCHER • R/R • 5-4 • FRESHMAN
ETHRIDGE, TENN. • LAWRENCE COUNTY HS

HIGH SCHOOL

Prepped at Lawrence County High School where she played for Brian Land...Named Miss Softball Middle Tennessee AAA Player of the Year...Selected to the Tennessean All Mid-State team...Named District 8 AAA Most Valuable Player...Posted a .479 batting average with 11 doubles, six home runs and 33 RBIs...Played in the Tennessee/Kentucky All-Star Game...Led the Lady Cats to District and Region championships in 2017 after tallying a .449 batting average along with nine home runs, 45 RBIs and six stolen bases...Earned All-District 8AAA honors as both a sophomore and junior...Ranked top-five in her class while serving as a member of the 100 Club, National Honor Society and Distinguished Scholar Award.

PERSONAL

Born on Feb. 9, 2000...Daughter of Brian and Amanda Land...Has two siblings, Beck and Adeline...Majoring in graphic design.





KALLIE PICKENS

INFIELD • R/R • 5-9 • FRESHMAN

JACKSON, TENN. • UNIVERSITY SCHOOL OF JACKSON

11

HIGH SCHOOL

Prepped at University School of Jackson where she played for Brian Dunn...Tabbed a Jackson Sun All-West Tennessee standout performer after posting a .571 batting average with 18 doubles, seven home runs and 37 RBIs as a senior...Finished as the program's all-time leader in home runs with 22...Played in the Billy Schrivner West Tennessee Softball All-Star Game...Tabbed to the Tennessee Softball Coaches Association All-State A/DII team...Named to the All-West Tennessee softball first team after tallying a .506 batting average with 33 runs scored, 14 doubles and six home runs as a junior...For her career she has posted a .419 batting average with 15 home runs and 106 RBIs...Named the Division II-A West Region MVP after going 5-for-8 with three RBIs and five runs scored in the final two games of the tournament, lifting the Lady Bruins to their seven region title in eight years...Hit two home runs in the state tournament against King's Academy in 2016...Named to the Tennessee Sports Writers Association and Tennessee Softball Coaches all-state teams.

PERSONAL

Born on Nov. 8, 1999...Daughter of Chris and Cindy Pickens...Has two siblings, Kristen and Suzanna...Majoring in marketing.





SHELBY WOODARD

12

INFIELD • R/R • 6-0 • SENIOR
MT. JULIET, TENN. • NORTH ALABAMA

BEFORE UT MARTIN

Joins the Skyhawks from North Alabama where she spent three seasons, playing for Ashley Cozart...For her career with the Lions she appeared in 117 games, posting a .346 batting average with 11 doubles, a triple, 17 home runs and 63 RBIs while being a part of one national championship and a pair of Gulf South Conference titles...During her junior campaign, she posted a .328 batting average with three doubles, three home runs and 14 RBIs while earning 24 starts...As a sophomore she played and stated in 51 games, leading the team with a .369 batting average while earning first team All-South Region honors by D2CCA and the NFCA...Picked up All-Gulf South Conference second team honors by leading her squad with nine home runs, 32 RBIs, a .451 on-base percentage and .597 slugging percentage...Posted an on-base streak of 13 games while adding 15 multi-hit and nine multi-RBI contests...Arguably best game of her career came against Christian Brothers, going 3-for-4 with four RBIs...Saw action in 36 games as a freshman on a squad which won the Division II College World Series, posting a .302 batting average with three doubles, five home runs and 17 RBIs...Named GSC Freshman of the Week.

HIGH SCHOOL

Prepped at Wilson Central High School where she played for Brandon 'Bubba' Sutton...Helped lead the Wildcats to three straight district championships (2013-15), two straight region titles (2014-15) and a 2015 AAA state championship...Posted a .400 batting average as a senior with 18 doubles, six homeruns and 32 RBI...Notched a .489 on-base percentage and a .687 slugging percentage...Received all-tournament and all-district honors as a freshman, all-district honors as a sophomore, all-tournament and all-district honors as a junior and all-district honors as a senior.

PERSONAL

Born on Apr. 3, 1997...Daughter of Jerry and Becky Woodard...Has two siblings, Hunter and Lauren...Majoring in exercise science and wellness.





HAYLEE SHORT

13

OUTFIELD • L/R • 5-6 • JUNIOR
HILLSBORO, Mo. • LAKE LAND CC

BEFORE UT MARTIN

Joins the Skyhawks from Lake Land Community College where she played for Nic Nelson, helping the team to qualify for back-to-back national championship tournament appearance – including a fourth place national finish in 2017...Appeared in 60 games as a sophomore, posting a .423 batting average with nine doubles, five triples, six home runs and 40 RBIs along with 20 stolen bases...Tallied 26 multi-hit outings along with 10 multi-RBI contests...Best series came against Southeastern Illinois where she went 6-for-8 with a home run and seven RBIs...Honored by the NFCA as a second-team all-american as a freshman along with a pair of all-region honors – first team as a sophomore and second team as a freshman...Named to the NJCAA Division I Region 24 All-Tournament team twice along with a pair of All-Region 24 honors...Notched a .411 batting average with 20 doubles, five triples, two home runs and 61 RBIs along with 22 stolen bases as a freshman.

HIGH SCHOOL

Prepped at Hillsboro High School where she was a JCAA all-conference performer...As a senior she posted a .402 batting average with 34 runs scored, four doubles, 14 RBIs and nine stolen bases...Tallied 11 multi-hit outings, including a 5-for-5 afternoon along with three RBIs against Fort Zumwalt South...Notched a .379 average with six doubles, one home run and 13 RBIs as a junior along with 16 stolen bases.

PERSONAL

Born on March 10, 1999...Daughter of Trisha and James Short and Wendy Simpson...Has four siblings, James, Reagan, Nick and Micheala...Majoring in biology.





GABBI CAMPBELL

INFIELD • R/R • 5-9 • FRESHMAN

BRUNSWICK, OHIO • BRUNSWICK HS

21

HIGH SCHOOL

Joins the Skyhawks from Brunswick High School where she played for Julie Salzman and was a four-year letterwinner while serving as a team captain for four seasons...Posted a .486 batting average with 10 doubles, 12 home runs and 36 RBIs as a senior...Named 2017 and 2018 Medina Gazette MVP...Broke county records for home runs with 12 and runs with 52 in a season while also setting the career mark for home runs with 22...Set school single-season marks with 104 total bases as a senior while notching career records with 160 hits, 131 runs, 104 RBIs and 275 total bases...Led the area with a .972 slugging percentage while ranking second in OPS (1.531), hits (52) and triples (third)...Playing shortstop she notched 92 assists and 44 putouts while posting a .958 fielding percentage

PERSONAL

Born on Apr. 20, 2000...Daughter of Denise and Pat Campbell...Has one sibling, Olivia...Majoring in special education.





CHELSEY GORE

22

INFIELD • S/R • 5-6 • FRESHMAN

LEXINGTON, TENN. • SCOTTS HILL HS

HIGH SCHOOL

Prepped at Scotts Hill High School where she played for Tyler Sowell...Returned from injury to notch a .300 batting average, 25 runs scored, four extra-base hits and eight RBIs as a senior... Played in the Billy Schrivner West Tennessee Softball All-Star Game...Posted a .444 batting average with 10 doubles and 22 stolen bases during her junior campaign before suffering a season-ending injury...During her sophomore campaign she helped lead the Lady Lions to program history with a first-ever berth into the Class A state tournament...Posted a .433 batting average with eight doubles, six triples, 20 RBIs, 51 runs scored and 32 stolen bases as a sophomore to earn All-State honors by the Tennessee Sports Writers Association.

PERSONAL

Born on Sept. 30, 1999...Daughter of Steven and Christy Gore... Has one sibling, Kristin...Majoring in elementary education.





CHAYSE SKINNER

23

OUTFIELD • S/R • 5-10 • FRESHMAN

SPRING HILL, FLA. • NATURE COAST TECH HS

HIGH SCHOOL

Prepped at Nature Coast Tech High School where she played for head coach Jug Olmstead...Posted a career batting average of .381 along with an on-base percentage of .431 throughout her prep career. During her current senior campaign, she has posted a .471 batting average with 14 doubles, six home runs and 28 RBIs...Was nominated for the Hernando County Player of the Year Award a year ago in addition to being named First Team All-Hernando County and an All-Suncoast second team honoree as a junior...For her decorated career, she has tallied 33 doubles, five triples, 15 home runs and 81 RBIs along with 23 stolen bases.

PERSONAL

Born on Aug. 29, 1999...Daughter of Andrew and Terry Skinner...Has one sibling, Joe...Majoring in animal science.





OLIVIA LOWRY

31

OUTFIELD • R/R • 5-8 • FRESHMAN

BRUCETON, TENN. • HOLLOW ROCK-BRUCETON HS

HIGH SCHOOL

Prepped at Hollow Rock-Bruceton High School, playing for head coach Shannon Walters...During her junior campaign she posted a .386 batting average with eight doubles, five triples, two home runs and 25 RBIs...Posted a .484 batting average with four home runs and 18 RBIs while notching 28 stolen bases as a sophomore...Tallied 84 stolen bases for her career...Named to the All-West Tennessee first team...Named both the Outstanding Offensive and Defensive Player Award...First Bank Softball Player of the Year...Played in the Billy Schrivner Memorial Softball All-Star Classic.

PERSONAL

Born on March 26, 2000...Daughter of Joseph Lowry, Shannon and Vanessa Snider...Has four sibling, Jessica Wright, Gage Lowry, Brady Snider and Chase Snider...Majoring in health and human performance.





ERIN GALLAGHER

32

PITCHER • R/R • 5-10 • FRESHMAN
SUWANE, GA. • NORTH GWINNETT HS

HIGH SCHOOL

Prepped at North Gwinnett High School where she played for Randy Black...She posted an 8-5 overall record with a 2.30 earned run average and 49 strikeouts in 70.2 innings of work as a senior...Helped the team to a 7A state championship as a junior with an overall record of 28-7...Sweet 16 state finalist in 2017...Named the Gwinnett Prep Sports Fans Choice Fall Athlete of the Week after striking out seven batters while notching a pair of RBIs en route to a victory over Duluth.

PERSONAL

Born on July 1, 2000...Daughter of John and Jamie Gallagher...Has three siblings, JJ, Annmarie and Devin...Majoring in education.





**COACHING
STAFF**

2019 UT MARTIN SOFTBALL GUIDE



DONLEY CANARY HEAD COACH • 18TH YEAR

CANARY ACCOLADES

- UT Martin's all-time winningest coach
- OVC's fourth winningest coach.
- 2010 and 2012 OVC Coach of the Year
- OVC Regular Season Champion (2010, 2012)
- Inducted into Tennessee Tech Athletic Hall of Fame in 1997
- International Coach for 14-15 year-old USA team in 1994
- Selected as 1976 Baseball Academic All-American First Team
- 1976 All-OVC Team
- Played baseball at Tennessee Tech from 1973-77
- Was ranked 3rd in NCAA after hitting .429 in 1976
- Tennessee Tech record for most walks in a career with 139

CAREER COACHING RECORD

	Overall				OVC			
Year	W	L	T	Pct.	W	L	Pct.	Place
2002	25	33	0	.431	12	7	.632	3rd
2003	21	26	0	.429	12	8	.600	3rd
2004	40	21	0	.656	18	7	.720	2nd
2005	33	22	0	.600	15	11	.577	4th
2006	35	26	1	.574	15	12	.556	4th
2007	30	33	0	.476	14	12	.538	5th
2008	28	27	0	.509	10	12	.455	7th
2009	38	24	0	.613	13	10	.565	4th
2010	47	11	0	.810	22	3	.880	1st
2011	34	24	0	.586	19	10	.655	3rd
2012	39	22	0	.639	23	6	.793	1st
2013	37	20	0	.627	14	10	.583	5th
2014	27	27	1	.500	14	10	.583	6th
2015	24	26	0	.480	9	15	.375	9th
2016	30	26	0	.536	14	12	.538	5th
2017	39	20	0	.661	13	5	.722	2nd
2018	25	32	0	.439	9	13	.409	7th
Totals	552	420	2	.568	246	163	.601	

OVC ALL TIME WINNINGEST COACHES

	HEAD COACH	UNIVERSITY	SEASONS	WINS
1.	Lana Richmond	Southeast Missouri	30	884
2.	Jana McGinnis*	Jacksonville State	20	798
3.	Jane Worthington*	Eastern Kentucky	22	680
4.	Donley Canary*	UT Martin	17	552
5.	Tory Acheson	Tennessee Tech	14	503

* Active Ohio Valley Conference head coach

Donley Canary enters his 18th season at the helm of the Skyhawks. Canary has guided the UT Martin softball team to a pair of Ohio Valley Conference regular season championship, two OVC Softball Championships titles and three postseason appearances since assuming the program reigns in 2002. Among numerous team accomplishments, he won his 500th career game on March 1, 2017 and the Skyhawks have appeared in 15 OVC tournaments in the past 17 years.

In the past 17 seasons, Canary has not only become the program's all-time winningest coach, but also transformed the Skyhawk softball team into a respected and perennial OVC contender. Canary guided the program to its first-ever OVC Tournament title and NCAA Tournament berth in 2009 and its first OVC regular season championship in 2010. As a whole, the Skyhawks have won regular season championships in both 2010 and 2012 along with OVC Tournament titles in 2009 and 2012. The Skyhawks have also appeared in the NCAA Tournament in 2009 and 2012 while earning an at-large berth in the National Invitational Softball Championship in 2017.

Now after 17 seasons, Canary sports a 552-420-2 won-loss-tie record and his teams have advanced to the OVC tournament as the No. 1 seed twice, No. 2 seed twice, No. 3 seed three times, No. 4 seed three times, No. 5 seed three times and No. 7 seed once.

Canary has won two OVC Coach of the Year awards while coaching two OVC Players of the Year, two OVC Pitchers of the Year and 76 All-OVC selections in his 16 seasons. Of the 76 honors, 25 of those having been named to the All-OVC first team, 14 were named All-OVC second team, three were All-OVC honorable mentions along with 23 named to the OVC All-Tournament Team, including two OVC Tournament MVPs. Canary has also had 21 OVC All-Newcomer team members which was newly created for the 2006 season. Canary is currently the fourth all-time winningest coach in the OVC with 527 career wins and is the fourth winningest among active coaches in the conference.

The transformation began in 2002, during Canary's first season, when the Skyhawks posted a 25-33 win-loss record. The Skyhawks were lauded as the second most improved Division I softball program in the nation. Canary guided the team to 14 more victories than the year before. Much of the team's success was because of a stellar recruiting class. The team advanced to the OVC tournament as the No. 3 seed. In the tournament, the Skyhawks suffered a 6-1 loss to No. 6 seed Eastern Illinois in the first round. The Skyhawks defeated No. 5 Southeast Missouri State, 5-1, in the second round and then lost to Eastern Illinois 5-1 in the consolation bracket elimination game.

With the bar raised for the 2003 season, Canary and the Skyhawks once again answered the challenge. The team proved its success in 2002 was not a fluke by winning 21 games and The Skyhawks knocked off Eastern Kentucky in the first round 4-0 before falling to eventual OVC Champion Tennessee Tech and Samford.

In 2004, the team won 40 games and followed that by winning 33 games in 2005. Canary and the Skyhawks were on a roll in 2006 winning 25 games and then claiming 30 wins in 2007.

In 2008, the Canary-led Skyhawk squad missed the OVC Tournament, for the first time in the coach's tenure. The regular season came down to the final weekend with UT Martin facing Samford and the winner of the three-game series earning the final berth into the postseason. After claiming the opening game 5-3, Samford was able to take the final two games of the series by a score of 2-1 in each. During the season Canary passed the 200 win plateau in his head coaching career. The milestone win came on the road, April 6, against Canary's alma mater Tennessee Tech by a score of 2-1.

One of the big highlights of Canary's coaching career came in 2009 when his team entered the OVC Tournament as the No. 4 seed and rallied after dropping the opening game to win the next five games and claim the program's first OVC Tournament championship and NCAA Tournament berth. The OVC Tournament run also marked the lowest seed to ever win the tournament along with also being the first time a team had come out of the first round losers bracket to eventually win the title.

COACHING MILESTONES

Win	Opponent	(Score)	Date
1	Nicholls State	3-0	2/16/02
50	Oakland	9-8	2/22/04
100	Southeast Missouri	5-2	3/19/05
148*	Morehead State	7-2	4/15/06
150	Eastern Kentucky	1-0	4/22/06
200	Tennessee Tech	2-1	4/6/08
250**	Southeast Missouri	4-1	5/9/09
300	Evansville	5-1	2/18/11
400	Morehead State	5-3	4/20/13
450	Belmont	9-3	4/3/15
500	Christian Brothers	8-0	3/1/17
550	Morehead State	6-4	4/22/18

* Win No. 148 made Canary the all-time winningest coach at UT Martin

** Championship game of 2009 OVC Tournament

4TH MOST WINS IN
OVC HISTORY

The Skyhawks and Canary won their first regular season championship in 2010. The coach guided the Skyhawks to a 47-11 won-loss record and his first OVC Coach of the Year honor. By winning the regular season title, the Skyhawks earned the right to host the OVC tournament. The team set program records in runs (322), extra base hits (161), doubles (83), home runs (71), RBIs (291), total bases (774), slugging percentage (.518), wins (47) and shutouts (14).

In 2011, Canary was faced with replacing four four-year starters with a host of newcomers. The Skyhawks finished third in the regular season with a 19-10 slate and overall with a 34-24 record.

The Skyhawks rallied around a trio of seniors – Chelsea Jones, Jenny Bain and Erica Duke – in 2012, winning the regular season OVC title and the OVC Tournament crown. With the tournament title, the Skyhawks advanced to the NCAA Regional where they played eventual national champion Alabama and Georgia Tech.

Along with the proven leadership of the three seniors, the Skyhawks reaped the efforts of three freshmen in the starting lineup. When the dust settled on the season, the accolades came pouring in. Jones was named the OVC Pitcher of the Year. Taylor, a junior from Brownsville was named the league's Player of the Year and Canary picked up his second OVC Coach of the Year honor.

Jones and Taylor made the NFCA All-Region team, and Taylor was named an Easton All-American, in addition to being named a Capital One CoSIDA Academic All-American.

In 2013, the Skyhawks had to rebound from the loss of three key seniors. Looking to reload, rather than rebuild, the Skyhawks saw the emergence of sophomore Kenzi Tate who shattered numerous program records en route to being named tabbed an All-OVC first team honoree along with NFCA Division I All-Region. Taylor capped her illustrious career with yet another All-OVC honor while setting new program records in both single season and career steals. The Skyhawks belted an OVC-leading 51 home runs while driving in 238 RBIs en route to a 37-20 record on the year and a spot in the OVC Tournament title game.



2019 UT MARTIN SOFTBALL GUIDE

2014 was a year of transition, capitalized by the loss of three seniors and a key returner injury led the Skyhawks to a 27-27-1 record and No. 6 seed in the OVC Tournament. Despite the overall record, Canary notched his 200th career OVC victory with a 6-5 decision at Austin Peay on May 3. Highlighting the year was the play of OVC Freshman of the Year Carly Gonzales. Along with the league's top freshman honor, Gonzales was named to the All-OVC second team and an All-Newcomer after pacing the team with a .328 batting average, while hitting one home run, 17 RBIs and 11 stolen bases.

Canary's 2015 squad became just the second team in the last 13 years to not make the OVC Tournament after finishing with a 24-26 overall record and a 9-15 mark in the league. Despite the results, the Skyhawks saw five players finish with batting averages over the .300 mark, led by All-OVC first team selection 1B/P Kenzi Tate with a Triple Crown campaign, tallying a .345 batting average, nine home runs and 38 RBIs at the plate. Freshman outfielder Alicia Hansen also was named to the All-Newcomer team after cranking six home runs and 28 RBIs in her debut season.

UT Martin returned to the OVC Tournament in 2016 in the league's first neutral site championship in history. The Skyhawks would finish with a 30-26 overall record while notching a 14-12 mark in OVC play. Gonzales earned her second All-OVC honor after leading the club with a .372 batting average while tallying 10 doubles, two home runs and 22 RBIs along with 22 stolen bases. Freshman Katie Warrick earned All-OVC second team honors along with a spot on the All-Newcomer squad after leading the OVC with 10 home runs and 41 RBIs.

The Skyhawks posted one of the program's best single seasons during the 2017 campaign as the squad tallied 39 victories and ranked among the top-five in seven different single-season statistical program categories including stolen bases (148, first), runs (314, second), RBIs (268, second), batting average (.295, third), hits (456, third), hits per game (7.73, third) and runs per game (5.3, third). Meanwhile in the pitching circle, the Skyhawks tallied the third-most wins in a single season while tossing nine shutouts and a 3.04 team ERA. In addition to the team's explosive ability, the program earned an at-large berth in the inaugural NISC event with a trip the Region 5 site hosted by Georgia State. Four players would earn All-OVC honors as Gonzales and Jodie Duncan earned first team honors while Aeron Smith and Brooke Kennedy earned second team accolades.

In 2018, the Skyhawks continued a trend of appearances in the OVC Softball Championship, earning their 15th appearance in the past 17 seasons. UT Martin would post a 25-32 mark overall on the season while notching a 9-13 mark in league play to earn a No. 7 seed in the tournament field.

Off the field, Canary's teams have also excelled in the classroom, earning the OVC Academic Award in 2005 along with in consecutive years of 2014 and 2015. The Skyhawks even held the honor of possessing the highest grade point average over a five-year period according to the National Fastpitch Coaches Association.

Canary came to UT Martin from Tennessee Tech where he held various positions in athletics since 1993. He served as director of athletic fundraising and assistant softball coach during the 2000-01 seasons, amassing a 44-20 record. Canary also served as an assistant baseball coach for the Golden Eagles from 1993 -2000 season. During that time Tech claimed a 193-235-1 record highlighted by a regular season and tournament OVC championship in 1997.

Canary is a former Academic All-American baseball player from 1973-77 and graduate of Tennessee Tech University. He was inducted into the Tennessee Tech Sports Hall of Fame in 1997 in recognition of his outstanding playing career.

An All-OVC outfielder, Canary led the Golden Eagles with a .429 batting average and was named All-South and received the Academic All-American award following the 1976 season. Canary was the top batter in the Golden Eagle line up during the 1974 and 1976 seasons. In 1974, he led Tech with a .327 average at the plate and 1976 average of .429 still sits as third all-time in Golden Eagle baseball history. Canary also sits at fourth in walks with 39 and sixth in at-bats per strikeout with 27.2. On the career walks list, Canary still holds the top spot with 134 free passes during his tenure.

He earned his master's degree from the University of Tennessee in 1980. Canary and his wife, Jenny (also a Tennessee Tech graduate), have one son, David who is currently an assistant coach at Johnson County Community College in Overland Park, Kansas and assistant scout for the 2015 World Series champion Kansas City Royals.

Canary vs. All Opponents

OVC OPPONENTS	W-L	Louisiana-Monroe	1-1
Austin Peay	39-10	Louisiana Tech	1-2
Belmont	22-3	Louisville	0-1
Eastern Illinois	23-27	Loyola-Chicago	3-0
Eastern Kentucky	22-26	Loyola Marymount	0-2
Jacksonville State	10-35	Maine	1-2
Morehead State	33-6	Manhattan	2-1
Murray State	16-13	Marist	1-0
SIUE	13-14	Marshall	0-1
Southeast Missouri	36-18	Maryland	1-0
Tennessee State	40-3	McNeese State	0-1
Tennessee Tech	25-26	Memphis	5-12
OTHER OPPONENTS	W-L	Mercer	2-0
Akron	6-1	Mid-Continent	6-0
Alabama	0-1	Middle Tennessee	9-10-1
Alabama A&M	1-0	Minnesota	0-1
Alabama State	4-1	Mississippi State	0-3
Alcorn State	4-0	Mississippi Valley State	9-2
Appalachian State	1-0	Missouri-Kansas City	2-0
Arizona	0-1	Monmouth	1-1
Arkansas	0-3	Nebraska-Omaha	1-0
Arkansas Pine Bluff	1-0	Nevada	1-0
Army	3-0	Niagara	2-0
Ball State	1-2	Nicholls State	4-2
Bethel	1-0	North Dakota State	0-1
Bethune-Cookman	3-1	North Florida	0-1
Binghamton	1-2	North Texas	1-3
Birmingham Southern	1-0	Northern Colorado	2-1
Boston College	0-1	Northern Illinois	0-2
Bowling Green	1-2-1	Northern Iowa	1-1
Bradley	1-2	Northern Kentucky	1-1
Bucknell	2-0	Northridge	1-1
Buffalo	3-1	Northwestern State	2-1
Butler	3-2	Oakland	3-0
Central Arkansas	2-1	Ohio State	1-0
Central Connecticut	2-0	Ole Miss	4-10
Central Florida	0-1	Pennsylvania	3-2
Chattanooga	4-6	Princeton	1-0
Christian Brothers	1-0	Purdue	0-2
Cleveland State	2-0	Radford	1-0
College of Charleston	0-1	Rhode Island	2-0
Colgate	5-0	Rider	1-1
Colorado State	0-2	Sacred Heart	1-1
Columbia	1-0	St. John's	0-1
Coppin State	1-0	St. Joseph	1-0
Dakota Wesleyan	1-0	St. Peters	1-0
Dartmouth	1-1	Saint Francis	2-0
Dayton	1-1	Saint Louis	13-17
Delaware	1-1	Samford	7-11
Detroit	2-0	San Diego	0-2
Drake	0-2	South Dakota	0-1
Drexel	1-0	Southeastern Louisiana	8-2
East Tennessee State	2-2	Southern	4-1
Evansville	14-9	Southern Illinois	5-14
Fairfield	1-1	Southern Miss	1-1
Fairleigh Dickinson	4-0	Stephen F. Austin	0-1
Florida A&M	1-0	Stetson	0-3
Florida Gulf Coast	1-1	Syracuse	0-1
Fort Wayne	5-1	Texas-Arlington	0-1
George Mason	2-1	Texas Southern	1-0
Georgetown	1-0	Texas Tech	1-1
George Washington	1-0	Toledo	3-0
Georgia	0-3	Trevecca	1-0
Georgia State	2-3	Troy	0-3
Georgia Tech	0-5	Tulsa	0-1
Grambling State	2-0	UAB	1-0
Holy Cross	3-1	UC Riverside	0-2
Houston Baptist	4-0	UNC Greensboro	1-0
Illinois	1-0	UT Arlington	1-2
Illinois-Chicago	0-1	Utah Valley	0-1
Illinois State	0-1	Valparaiso	0-1
Indiana	3-1	Wagner	3-0
Indiana State	2-5	Weber State	0-1
Iona	2-0	Western Carolina	1-0
Iowa State	1-0	Western Illinois	3-0
IUPUI	1-1	Western Kentucky	4-5
Jackson State	4-1	Western Michigan	2-2
Kansas	1-0	Wichita State	0-1
Kennesaw State	1-3	Winthrop	0-2
Kent State	0-1	Wisconsin	0-1
Kentucky	0-1	Wright State	1-0
Lafayette	1-0	Yale	3-0
Lamar	1-0	Youngstown State	2-1
Lipscomb	4-6		
Louisiana-Lafayette	0-2		



SARAH DAWS

ASSISTANT COACH 12TH YEAR

Sarah Daws enters her 12th season as an assistant softball coach at UT Martin. Daws, who was a four-year member of the Skyhawk softball program as a catcher from 2001-04, works primarily with the pitchers and catchers, along with providing hitting instruction.

Over the course of her 11 seasons with the UT Martin program, Daws has coached two OVC Players of the Year in Leah Taylor and Megan Williams along with a pair of OVC Pitchers of the Year in Chelsea Jones and Paij Lintz. Since joining the staff in 2008, the Skyhawks have boasted four National Fastpitch Coaches Association (NFCA) All-Region athletes, 17 All-OVC first team recipients, 14 All-OVC second team honorees and 14 All-Newcomers.

During the 2017 season, the Skyhawks tallied 39 wins and clinched the program's third postseason berth with an at-large selection into the inaugural National Invitational Softball Championship. Offensively the team exploded to rank amongst the top-five in seven different single-season statistical program categories including stolen bases (148, first), runs (314, second), RBIs (268, second), batting average (.295, third), hits (456, third), hits per game (7.73, third) and runs per game (5.3, third). Meanwhile in the pitching circle, the Skyhawks tallied the third-most wins in a single season while tossing nine shutouts and a 3.04 team ERA.

Daws also oversaw three different offensive players who earned All-OVC honors – ranking as the most individuals during a single season for the program since 2012. Carly Gonzales (.376, 53 runs, 64 hits, 12 doubles, three triples, two home runs and 22 RBIs) and Jodie Duncan (.360, 24 runs, 64 hits, 10 doubles, nine home runs and 48 RBIs) each earned first team honors while Aeron Smith (.261, five doubles, one home run and 22 RBIs) was named to the second team.

Included in the All-OVC honors was Brooke Kennedy who posted a 23-8 overall mark with a 2.88 ERA in 189.2 innings of work while tallying 21 complete games, five shutouts and a save. Kennedy left the program ranked second in single-season victories (23), second in career victories (51), second in saves (six), second in innings pitched, third in strikeouts (424), fourth in appearances (114), fourth in complete games (48) and fifth in starts (73).

Kennedy also posted a strong junior campaign, posting a 17-14 record along with a 2.16 ERA in 210.2 innings of work. She appeared in 36 games while notching 24 complete games and four shutouts on the season. Her dominating performances included 175 strikeouts while limiting opponents to just a .223 batting average. Her season ranked in the school record books in starts (second), complete games (second), innings pitched (second), victories (fourth), strikeouts (fourth) and appearances (fifth).

In 2015, Daws helped mentor senior 1B/P Kenzi Tate who was recognized as an All-OVC first team honoree after leading the team in all three Triple Crown categories with a .345 batting average, nine home runs and 38 RBIs at the plate. Inside the circle, Tate picked up three victories. Freshman Alicia Hansen was named to the league's All-Newcomer squad after bashing six home runs in her debut season.

Stealing the show in 2014 was the play of Gonzales who was tabbed OVC Freshman of the Year. Along with the league's top freshman honor, Gonzales was named to the All-OVC second team and an All-Newcomer after pacing the team with a .328 batting average while hitting one home run, 17 RBIs and 11 stolen bases.

Daws spent the 2013 season working with Tate who was just a sophomore, leading the team with a 20-6 record and a 2.79 ERA en route to All-OVC first team, OVC All-Tournament team and NFCA Division I All-Region honors. In addition to Tate's work in the circle, she led the team

with a .359 batting average while hitting 13 home runs and driving in a program record 56 RBIs. Joining Tate was her battery mate, freshman Deven Wilson who garnered a spot on the OVC's All-Newcomer squad. Wilson caught 52 games for the Skyhawks, while finishing fourth on the team with a .285 batting average with three home runs and 19 RBIs.

2012 proved to be a banner year for the Skyhawks as they clinched the program's second OVC regular season crown. Headlining the team was OVC Pitcher of the Year and OVC Tournament Most Valuable Player Chelsea Jones who finished the season with a 28-9 overall record and a 2.30 ERA. In addition to leading the Skyhawks to their second OVC regular season title, Jones helped the Skyhawks win the OVC Tournament and advance to their second NCAA Regional where they played Georgia Tech and eventual national champion Alabama. Jones was one of 10 players who received OVC accolades that season while also being named to the NFCA All-Region team.

In addition to Jones' success, freshman catcher Lauren Smith and freshman pitcher Casey Vincent were named to the league's All-Newcomer team. Vincent finished the year with a 9-5 worksheet and a 3.11 ERA. The Skyhawks were 39-21 overall in 2012, and the team sported an ERA of 2.80.

In 2011, Daws worked with pitcher Amanda Brandenburg who was named the league's Freshman of the Year. Brandenburg also was named to the All-OVC first team and All-Newcomer team. The Skyhawks were third in the OVC in pitching in 2011 with a team ERA of 2.95.

The Skyhawks posted the program's first OVC regular season title in 2010 behind OVC Pitcher of the year and All-OVC first-team Paij Lintz. Lintz posted a 25-3 overall record with a 2.11 ERA in 172.1 innings of work while tossing five shutouts and two saves. She also coached pitcher Kate Vanderham (16-4, 1.65 ERA) and catcher Laurie Lindow (.287, nine doubles, eight home runs, 39 RBIs) who were both All-OVC first-team selections. As a pitching staff, the Skyhawks would set a program record with 47 wins and 14 shutouts while posting a miniscule 2.18 team ERA and striking out 325.

Joining the staff in 2008, Daws was also an integral part of the team's 2009 run through the OVC Softball Championship – ranking as the first team to ever drop its first game in the double-elimination tournament and post five consecutive wins en route to winning the tournament title and punch the program's first trip to the NCAA Tournament.

Before returning to her alma mater, Daws was at Mill Creek High School where she was a special education teacher and served as an assistant coach with the varsity softball program and as head coach of the junior varsity program.

Prior to her coaching career at UT Martin, Daws was the opening day catcher all four years of her Skyhawk career. Daws earned the team defensive award in 2001 and the golden glove in 2003. She also earned accolades on the conference level, being named All-OVC Honorable Mention in 2002 and All-OVC Second Team in 2003. Daws still appears in the program's record books 13 times and is among the top-five in five categories.

Daws is the daughter of Barbara Daws and has one older brother, Geordy. She attended Brentwood High School where she was a two-sport athlete in softball and volleyball. On the diamond, Daws collected all-district accolades in 1998, 1999 and 2000. She was named to the all-district tournament team in 1999 and 2000 along with being named to the all-region team in 2000. She led her team to district championships in 1997, 1998 and 2000, regional championships in 1997, 1998 and 2000, and a sub-state championship in 1998.

Daws graduated from UT Martin in 2004 with a degree in education.

MARLEE WILSON

GRADUATE ASSISTANT COACH FIRST YEAR

Marlee Wilson enters her first season as a graduate assistant softball coach at UT Martin.

Before UT Martin, Wilson was a four-year starter at Western Michigan where she started 183 career games primarily at first base. For her career she posted a .257 batting average with 28 doubles, 14 home runs and 75 RBIs. Notching a career on-base percentage of .329, she proved patient at the plate by also drawing 38 walks while being hit by a pitch 18 times. Along with her strong offensive ability, she posted a career .986 fielding percentage while committing just 20 errors in nearly 1400 opportunities.

She notched arguably her best statistical season as a junior, posting a .308 batting average with 15 doubles, two home runs and 29 RBIs en route to All-MAC second team honors. Meanwhile, during her senior campaign she set a career-high with six home runs while posting a .448 slugging percentage and OPS of .804.

In addition to her statistical number, Wilson was named MAC Player of the Week once along with MAC Student-Athlete of the Week honors. Academically she was also a standout, being named to the Academic All-MAC team.

A three-sport athlete of golf, softball and swimming, Wilson prepped at South Haven High School. Her prep career was highlighted by a perfect 18-0 season as a sophomore, capturing the Wolverine Conference Championship while earning three all-conference, all-district and all-region honors. A two-time all-state first team selection – along with a pair of honorable mention nods – she was named the Herald-Palladium and Kalamazoo Gazette Player of the Week during her career.

Wilson graduated from Western Michigan in 2017 with a bachelor's degree university studies with concentrations in HPHE, art and business. She is currently working on a master's degree in family and consumer sciences. She is the daughter of Mark and Wilma Wilson and has one sibling, Nick.



JESSIE DOUGLAS

STUDENT ASSISTANT FIRST YEAR



JOSH SMITH

STUDENT ASSISTANT FIRST YEAR





2019 SEASON PREVIEW

SKYHAWKS LOOK FOR SENIORS AND STRONG PITCHING TO PAVE THE WAY FOR SUCCESS IN 2019

The University of Tennessee at Martin softball team will open its 34th season in program history on Friday, Feb. 8 when the squad officially opens the 2019 season. While history has shown that the Skyhawks are destined for success and another trip to the OVC Softball Championship, the quest towards another tournament appearance has already begun.

With head coach Donley Canary – the OVC's fourth all-time winningest coach - returning to the helm for his 18th season, the Skyhawks youth and inexperience will have to build upon his inspiration and development. That guidance will be needed when you consider the Skyhawks have just three seniors while welcoming 11 newcomers into the fold.

The Skyhawks return just two full-time starters from a season ago in senior Alli Fulcher and Gracyn McBride. Fulcher paced the Skyhawks with a .293 batting average, 10 doubles, five home runs and 23 RBIs. McBride also proved to be a force with a .241 batting average, eight doubles, five home runs and 20 RBIs.

"Both of these kids have been four-year starters, they've hit right in the middle of our lineup and know what to expect," Canary said. "We also look to them to anchor our infield. They have made big time plays for us over the years and we will really have to count on them to lead our team to success this season."



ALLI FULCHER

UT Martin will welcome another senior into the trio with the addition of North Alabama transfer Shelby Woodard which brings a nice hitting attack into a lineup needing experience. While at North Alabama, she played in 117 games and was part of a squad which won the Division II College World Series as a freshman. Woodard will rank as one of the team's three seniors while boasting a bat which has posted a .346 career batting average with 11 doubles, 17 home runs and 63 RBIs for her career.

"Shelby is going to come in here and said she feels more comfortable being the DP, which takes a lot of guts" Canary said. "At that position, you have to be mentally able to hit the ball. She will hit in the middle of the order and knock in runs for us. We are really lucky to have gotten her for a year."

With three seniors looking to lead the way, UT Martin will have to replace starting holes in a variety of different areas. After boasting a veteran heavy team a year ago, graduation leads to inexperience in 2019. The Skyhawks must replace starters at catcher, second base, third and every outfield position, leading to several questions heading into the season.

"We know that we have several spots to fill and that's why we will rely so heavily on our seniors to carry the load with the bat and on the field," Canary said. "Even though we don't have a ton of returners, we aren't short in talent. We are just short in experience. We feel like there are several players on this roster that can compete for a starting job – making us two deep at every position. At the end of the day, the only way to get experience is baptism by fire and that will certainly be the case this season."

INFIELD

A bulk of the team's returning experience comes from the infield positions. McBride will man first base for the fourth straight season with Fulcher taking hold of shortstop once again. Fulcher has garnered the bulk of the starts at shortstop since stepping on campus, starting in each of her 170 games played while McBride has tallied 129 starts split primarily between first base and designated player. Meanwhile, there are zero returning starts at either second base or third base from the projected depth chart.

The Skyhawks will turn to youth to fill the holes left via graduation a year ago. Sophomore Alexis Rogers will slot into the starting role at third base after appearing in 26 games a season ago while notching three hits in 10 at bats. Meanwhile at second base, a battle between freshmen Chelsey Gore and Gabbi Campbell will dictate the playing time at the position. Talented freshman Kallie Pickens will then compete for action at both third and shortstop while Woodard will split time at first base and designated player.

"We know we don't have the returning experience at second and third, but we certainly have the players to excel at the position," Canary said. "This is a talented freshman class that has proven to challenge the returners. Every player has shown their ability to hit the ball and field the position at a quality level. I'm excited to see how the group develops."

Infielders: Gracyn McBride, Shelby Woodard, Chelsey Gore, Gabbi Campbell, Alli Fulcher, Kallie Pickens and Alexis Rogers.



GRACYN MCBRIDE

OUTFIELD

While the outfield boasts three players which return for their second season in the program, only one player – Paige Clark – has started a game in the outfield while a pair of transitioned infielders have moved to the outfield to compete for time. Clark started in nine games in the outfield while earning 18 starts at designated player where she posted a .262 batting average with 15 runs scored, 14 RBIs and 12 stolen bases. Now in her sophomore campaign, Clark is slated to start in left field in front of fellow sophomore and former infielder Madelyn Dycus who appeared in 35 games primarily as a pinch runner.

In centerfield the Skyhawks are looking to junior newcomer Haylee Short to patrol the vast depths of Bettye Giles Field. Short joins the Skyhawks after being named an all-american and two-time all-region performer at Lake Land Community College where she posted a .423 batting average while tallying nine doubles, five triples, six home runs, 40 RBIs and 20 stolen bases. Looking to provide depth at the position and on the basepaths will be freshman Olivia Lowry.

“Paige has worked really hard in the offseason to continue building her speed and hitting ability,” Canary added. “She has Leah Taylor-type speed, is a gap-to-gap hitter and I think she could turn into an All-OVC type player. Then when you add in an all-american like Haylee in center and the hitting experience and athleticism of Aalia Bivens in right, we feel like we have a good group.”

Outfielders: Paige Clark, Madelyn Dycus, Haylee Short, Olivia Lowry, Kenna Garst, Aalia Bivens and Chayse Skinner.



PAIGE CLARK



HANNAH RIDOLFI

CATCHER

Behind the plate the Skyhawks will turn the reigns over to a pair of freshmen in the duo of Georgia Land and Kenna Garst. Land brings several accolades into her collegiate career after being named the Miss Softball Middle Tennessee AAA Player of the Year after posting a .479 batting average with 11 doubles, six home runs and 33 RBIs as a senior. Challenging for the starting nod is fellow freshman Garst which helped her team to back-to-back state titles while posting a .394 batting average with 13 doubles, eight home runs and 40 RBIs as a junior.

“While we don’t have experience behind the plate, we feel like we have a ton of talent back there,” Canary said. “Heading into the fall we thought that Georgia would be the clear starter, but Kenna has really battled and grown to give us two terrific options behind the plate.”

Catchers: Georgia Land and Kenna Garst.

PITCHERS

While much of the team is looking for new starters at several key positions, the Skyhawks should look to their starting pitching as a position of strength. With the return of starters Hannah Ridolfi and Caitlin Karo to the rotation, the Skyhawks feels confident that some of the team’s early season adjustments will be minimized due in large part to experience within the circle. Ridolfi led the team with 181.0 innings of work last season and 2.48 ERA while boasting an overall record of 9-18. Karo meanwhile was strong in her freshman campaign with a 16-11 record and 2.75 ERA in 170.2 innings of work.

With two strong starters at the top of the rotation, the Skyhawks will add another pair of freshmen arms to the fold. Freshman Lexi Ray brings a formidable arm where she posted a 22-6 record along with a 0.93 ERA in 171.6 innings of work as a senior en route to first team honors. Meanwhile fellow freshman Erin Gallagher posted an 8-5 mark with a 2.30 ERA in 70.2 innings last season.

“We certainly have two experienced pitchers coming back,” Canary said. “Those two kids will keep us in most of the games while Lexi comes out of a highly competitive environment. When you put the ball in her hands, she can take her game to another level. That would give us three kids in the rotation while Erin will provide us a nice reliever and potential closer.”

Pitchers: Hannah Ridolfi, Caitlin Karo, Lexi Ray and Erin Gallagher.



CAITLIN KARO

OF

Paige Clark
Madelyn Dycus

OF

Haylee Short
Olivia Lowry

OF

Aalia Bivens
Chayse Skinner

SS

Alli Fulcher
Kallie Pickens

2B

Chelsey Gore
Gabbi Campbell

3B

Alexis Rogers
Kallie Pickens

1B

Gracyn McBride
Shelby Woodard

P

Hannah Ridolfi
Caitlin Karo
Lexi Ray
Erin Gallagher

C

Georgia Land
Kenna Garst

STARTERS RETURNING

STARTER	POS.	YEAR	GP/GS	AVG.	RUNS	HITS	RBI	SLG%	FLD%
Alli Fulcher	INF	Sr.	57/57	.293	22	48	23	.457	.960
Paige Clark	OF	So.	49/27	.262	13	22	14	.262	.933
Gracyn McBride	INF	Sr.	54/52	.241	8	35	20	.414	.992
Aalia Bivens	OF	Jr.	43/32	.202	16	19	8	.340	.919

PITCHER	YEAR	W-L	ERA	APP	GS	IP	H	ER	SO	BB
Hannah Ridolfi	Jr.	9-18	2.48	31	26	181.0	195	64	67	63
Caitlin Karo	So.	16-11	2.75	28	27	170.2	166	67	57	31

LETTER WINNERS RETURNING

LETTER WINNER	POS.	YEAR	GP/GS	AVG.	RUNS	HITS	RBI	SLG%	FLD%
Madelyn Dycus	OF	So.	35/0	.000	10	0	0	.000	1.000
Alexis Rogers	INF	So.	26/1	.300	4	3	1	.400	1.000

PITCHER	YEAR	W-L	ERA	APP	GS	IP	H	ER	SO	BB
None										

STARTERS LOST

STARTER	POS.	GP/GS	AVG.	RUNS	HITS	RBI	SLG%	FLD%
Lauren Myers	OF	55/51	.291	23	46	13	.329	1.000
Jodie Duncan	INF	57/56	.288	12	49	26	.347	.969
Aeron Smith	C	56/56	.283	4	43	19	.355	.980
Rachel Williams	OF	41/37	.268	13	26	7	.361	.980
Savannah Dodson	INF	55/52	.267	16	35	15	.313	.961
Alicia Hansen	OF	53/30	.264	13	19	10	.361	.923
Veronica Pezzoni	OF	54/51	.213	15	30	9	.25	.987

PITCHER	YEAR	W-L	ERA	APP	GS	IP	H	ER	SO	BB
None										



2018 IN REVIEW



JODIE DUNCAN



ALICIA HANSEN



LAUREN MYERS

Record: 25-32 Home: 9-9 Away: 7-11 Neutral: 9-12 Ohio Valley: 9-13

Player	avg	gp-gs	ab	r	h	2b	3b	hr	rbi	tb	slg%	bb	hp	so	gdp	ob%	sf	sh	sb-att	po	a	e	fld%
3 Alli Fulcher	.293	57-57	164	22	48	10	1	5	23	75	.457	20	1	18	1	.365	4	3	3-5	88	104	8	.960
22 Lauren Myers	.291	55-51	158	23	46	2	2	0	13	52	.329	16	5	19	1	.374	0	7	19-24	75	3	0	1.000
9 Jodie Duncan	.288	57-56	170	12	49	7	0	1	26	59	.347	10	8	9	1	.356	0	2	0-0	78	109	6	.969
23 Aeron Smith	.283	56-56	152	4	43	11	0	0	19	54	.355	7	4	10	0	.325	3	4	2-2	163	31	4	.980
6 Rachel Williams	.268	41-37	97	13	26	4	1	1	7	35	.361	10	3	18	0	.351	1	3	6-7	46	2	1	.980
14 Savannah Dodson	.267	55-52	131	16	35	4	1	0	15	41	.313	10	1	22	0	.322	1	16	23-29	141	104	10	.961
13 Alicia Hansen	.264	53-30	72	13	19	2	1	1	10	26	.361	5	5	16	0	.354	0	2	16-20	36	0	3	.923
8 Paige Clark	.262	49-27	84	15	22	0	0	0	14	22	.262	3	0	11	0	.287	0	1	12-17	14	0	1	.933
24 Gracyn McBride	.241	54-52	145	8	35	8	1	5	20	60	.414	15	6	17	0	.337	0	7	1-1	356	22	3	.992
31 Veronica Pezzoni	.213	54-51	141	15	30	4	1	0	9	36	.255	20	0	32	0	.309	1	3	17-19	75	3	1	.987
1 Aalia Bivens	.202	43-32	94	16	19	4	0	3	8	32	.340	16	1	21	0	.321	1	6	4-5	67	12	7	.919
15 Hannah Ridolfi	.182	33-28	11	0	2	0	0	0	0	2	.182	2	0	1	0	.308	0	0	0-0	7	55	2	.969
7 Halie Fain	.130	50-8	23	12	3	0	0	0	0	3	.130	0	0	7	0	.130	0	4	22-25	1	8	3	.750

17 Alexis Rogers	.300	26-1	10	4	3	1	0	0	1	4	.400	0	0	4	0	.300	0	0	1-1	2	2	0	1.000
44 Reid Ballard	.000	6-0	6	0	0	0	0	0	0	0	.000	0	0	0	0	.000	0	0	0-0	0	0	0	.000
5 Madelyn Dycus	.000	35-0	2	10	0	0	0	0	0	0	.000	0	0	0	0	.000	0	0	6-7	1	0	0	1.000
4 x-Sara Hooten	.000	4-2	0	0	0	0	0	0	0	0	.000	0	0	0	0	.000	0	0	0-0	0	2	1	.667
12 Samantha Scott	.000	6-1	0	0	0	0	0	0	0	0	.000	0	0	0	0	.000	0	0	0-0	0	3	0	1.000
55 Seeley Layne	.000	14-2	0	0	0	0	0	0	0	0	.000	0	0	0	0	.000	0	0	0-0	0	4	1	.800
27 Caitlin Karo	.000	28-27	0	0	0	0	0	0	0	0	.000	0	0	0	0	.000	0	0	0-0	5	32	1	.974
Totals	.260	57	1460	183	380	57	8	16	165	501	.343	134	34	205	3	.334	11	58	132-162	1155	496	52	.969
Opponents	.281	57	1497	203	421	53	5	35	186	589	.393	103	19	136	16	.333	10	57	39-50	1169	482	45	.973

LOB - Team (348), Opp (331). DPs turned - Team (30), Opp (7). IBB - Team (0), Opp (1). Picked off - PEZZONI, V. 1.

(All games Sorted by Earned run avg)

Player	era	w-l	app	gs	cg	sho	sv	ip	h	r	er	bb	so	2b	3b	hr	b/avg	wp	hp	bks	sfa	sha
15 Hannah Ridolfi	2.48	9-18	31	26	17	3/0	0	181.0	195	86	64	63	67	22	3	13	.279	2	12	0	4	24
27 Caitlin Karo	2.75	16-11	28	27	20	3/0	0	170.2	166	76	67	31	57	26	2	11	.257	4	5	0	3	25
55 Seeley Layne	7.64	0-1	13	1	0	0/0	1	14.2	25	19	16	4	9	1	0	6	.373	0	0	0	0	3

4 x-Sara Hooten	6.66	0-2	4	2	0	0/0	0	13.2	23	16	13	3	2	3	0	4	.377	1	0	0	1	5
12 Samantha Scott	8.40	0-0	4	1	0	0/0	0	5.0	12	6	6	2	1	1	0	1	.500	0	2	0	2	0
Totals	3.00	25-32	57	57	37	6/0	1	385.0	421	203	165	103	136	53	5	35	.281	7	19	0	10	57



Record: 9-13 Home: 5-7 Away: 4-6 Ohio Valley: 9-13

Player	avg	gp-gs	ab	r	h	2b	3b	hr	rbi	tb	slg%	bb	hp	so	gdp	ob%	sf	sh	sb-att	po	a	e	fld%
22 Lauren Myers	.377	22-22	69	12	26	2	2	0	7	32	.464	4	2	11	1	.427	0	3	11-12	23	1	0	1.000
8 Paige Clark	.289	21-13	38	5	11	0	0	0	8	11	.289	3	0	5	0	.341	0	0	5-9	0	0	0	.000
3 Allie Fulcher	.274	22-22	62	4	17	4	0	0	6	21	.339	6	1	7	1	.338	2	2	0-1	33	38	2	.973
13 Alicia Hansen	.273	20-9	22	8	6	1	0	1	5	10	.455	1	2	8	0	.360	0	1	8-11	11	0	0	1.000
9 Jodie Duncan	.259	22-21	58	3	15	2	0	1	9	20	.345	6	4	4	0	.368	0	1	0-0	23	34	1	.983
23 Aeron Smith	.250	22-22	60	2	15	2	0	0	3	17	.283	2	3	5	0	.308	0	0	1-1	70	11	2	.976
24 Gracyn McBride	.250	20-20	56	2	14	4	0	1	11	21	.375	3	3	11	0	.323	0	2	0-0	149	9	0	1.000
14 Savannah Dodson	.244	22-20	45	5	11	1	1	0	7	14	.311	2	0	10	0	.277	0	10	6-7	51	46	4	.960
31 Veronica Pezzoni	.222	21-20	54	6	12	1	1	0	5	15	.278	5	0	16	0	.283	1	1	8-8	34	2	1	.973
6 Rachel Williams	.222	16-15	36	6	8	2	0	0	0	10	.278	5	1	9	0	.333	0	2	2-2	19	2	0	1.000
1 Aalia Bivens	.212	15-10	33	4	7	2	0	1	3	12	.364	2	0	9	0	.250	1	3	2-2	23	6	1	.967
15 Hannah Ridolfi	.167	13-13	6	0	1	0	0	0	0	1	.167	2	0	1	0	.375	0	0	0-0	2	19	2	.913
7 Halie Fain	.000	20-1	4	5	0	0	0	0	0	0	.000	0	0	2	0	.000	0	0	11-12	1	6	2	.778
5 Madelyn Dycus	.000	16-0	1	4	0	0	0	0	0	0	.000	0	0	0	0	.000	0	0	3-4	1	0	0	1.000
44 Reid Ballard	.000	1-0	1	0	0	0	0	0	0	0	.000	0	0	0	0	.000	0	0	0-0	0	0	0	.000
55 Seeley Layne	.000	9-1	0	0	0	0	0	0	0	0	.000	0	0	0	0	.000	0	0	0-0	0	3	0	1.000
27 Caitlin Karo	.000	11-11	0	0	0	0	0	0	0	0	.000	0	0	0	0	.000	0	0	0-0	2	17	0	1.000
17 Alexis Rogers	.000	11-0	0	2	0	0	0	0	0	0	.000	0	0	0	0	.000	0	0	1-1	0	0	0	.000
Totals	.262	22	545	68	143	21	4	4	64	184	.338	41	16	98	2	.330	4	25	58-70	442	194	15	.977
Opponents	.301	22	582	81	175	28	0	13	78	242	.416	36	7	60	7	.347	4	23	22-26	444	180	12	.981

LOB - Team (119), Opp (129). DP's turned - Team (11), Opp (3).

(Ohio Valley games only Sorted by Earned run avg)

Player	era	w-l	app	gs	cg	sho	sv	ip	h	r	er	bb	so	2b	3b	hr	b/avg	wp	hp	bk	sfa	sha
15 Hannah Ridolfi	3.08	3-8	11	11	6	2/0	0	66.0	78	35	29	23	29	11	0	6	.299	2	4	0	1	11
27 Caitlin Karo	3.42	6-5	11	11	8	1/0	0	71.2	81	35	35	11	25	16	0	4	.291	2	3	0	3	11
55 Seeley Layne	7.24	0-0	8	0	0	0/0	1	9.2	16	11	10	2	6	1	0	3	.372	0	0	0	0	1
Totals	3.52	9-13	22	22	14	3/0	1	147.1	175	81	74	36	60	28	0	13	.301	4	7	0	4	23
Opponents	2.93	13-9	22	22	11	4/1	4	148.0	143	68	62	41	98	21	4	4	.262	8	16	0	4	25

2018 Team Game Highs

2018 Individual Game Highs

HITTING

50 vs. Evansville (Apr. 11)	At-Bats	6, Six times
10, vs. Grambling (Feb. 9)/Akron (March 18)	Runs Scored	3, Dodson vs. Akron/Fulcher vs. Appalachian State
14 vs. Tennessee State (March 25)	Hits	3, 10 times
9, vs. Grambling (Feb. 9)/Akron (March 18)	Runs Batted In	4, Rachel Williams at Bethune-Cookman (March 8)
4 vs. Chattanooga (March 2)	Doubles	2, Smith vs. Holy Cross/Duncan vs. Holy Cross
1, Eight times	Triples	1, Eight times
1, 16 times	Home Runs	1, 16 times
8 vs. Holy Cross (March 9)	Walks	3, Veronica Pezzoni at Middle Tennessee (Apr. 4)
3, Three times	Sacrifice Hits	2, Four times
3 vs. Appalachian State (Feb. 18)	Sacrifice Flies	3, Aeron Smith vs. Appalachian State (Feb. 18)
8 vs. Tennessee Tech (March 25)	Stolen Bases	3, Myers vs. Holy Cross/Pezzoni at Bethune-Cookman
3, vs. SIUE (March 30)/at Morehead State (Apr. 22)	Hit by Pitch	2, Smith vs. Tennessee Tech/Myers vs. Evansville

FIELDING

42 vs. Evansville (Apr. 11)	Putouts	15, Gracyn McBride at Murray State (Apr. 9)
15 at Murray State (Apr. 9)	Assists	6, Duncan at Chattanooga/Fulcher vs. Saint Louis

PITCHING

14.0 vs. Evansville (Apr. 11)	Innings Pitched	9.0, Ridolfi vs. Saint Louis/Evansville
8 vs. Evansville (Apr. 11)	Strikeouts	7, Hannah Ridolfi at Southeast Missouri (Apr. 17)



2018 Overall • Record 25-32 • OVC 9-13**Home: 9-9 • Away: 7-11 • Neutral 9-12**

Date	Opponent	Score	Inns	Overall	Ohio Valley	Pitcher of record	Attend	Time
1 Feb 08, 2018	vs Stephen F. Austin	L 1-7	7	0-1-0	0-0-0	RIDOLFI, H. (L 0-1)	0	
1 Feb 08, 2018	vs Central Arkansas	w 3-1	7	1-1-0	0-0-0	KARO, C. (W 1-0)	0	
1 Feb 09, 2018	vs Grambling State	w 10-2	6	2-1-0	0-0-0	RIDOLFI, H. (W 1-1)	0	
1 Feb 09, 2018	vs North Texas	L 2-5	7	2-2-0	0-0-0	KARO, C. (L 1-1)	0	
Feb 15, 2018	at Mississippi State	L 0-3	7	2-3-0	0-0-0	KARO, C. (L 1-2)	303	1:15
2 Feb 16, 2018	vs Holy Cross	L 1-3	7	2-4-0	0-0-0	RIDOLFI, H. (L 1-2)	112	1:40
2 Feb 17, 2018	vs Fort Wayne	L 3-5	(8)	2-5-0	0-0-0	KARO, C. (L 1-3)	79	2:42
2 Feb 17, 2018	vs Middle Tennessee	L 0-3	7	2-6-0	0-0-0	HOOTEN, S. (L 0-1)	0	1:33
2 Feb 18, 2018	vs Appalachian State	w 7-2	7	3-6-0	0-0-0	RIDOLFI, H. (W 2-2)	52	1:25
3 Feb 23, 2018	vs Alabama State	w 5-2	7	4-6-0	0-0-0	KARO, C. (W 2-3)	50	1:50
3 Feb 23, 2018	vs Western Illinois	w 3-2	7	5-6-0	0-0-0	RIDOLFI, H. (W 3-2)	75	1:43
3 Feb 24, 2018	vs Western Michigan	L 2-8	7	5-7-0	0-0-0	LAYNE, S. (L 0-1)	50	1:33
3 Feb 24, 2018	at Chattanooga	w 4-2	7	6-7-0	0-0-0	KARO, C. (W 3-3)	278	2:08
3 Feb 25, 2018	vs IUPUI	L 1-2	7	6-8-0	0-0-0	RIDOLFI, H. (L 3-3)	50	1:49
4 Mar 02, 2018	vs Chattanooga	L 6-7	7	6-9-0	0-0-0	RIDOLFI, H. (L 3-4)	91	2:00
4 Mar 02, 2018	at #17 Ole Miss	L 2-10	5	6-10-0	0-0-0	HOOTEN, S. (L 0-2)	691	1:38
4 Mar 03, 2018	vs Southern Miss	w 2-1	7	7-10-0	0-0-0	RIDOLFI, H. (W 4-4)	151	1:44
4 Mar 04, 2018	vs Saint Louis	L 3-5	(9)	7-11-0	0-0-0	RIDOLFI, H. (L 4-5)	119	2:40
Mar 08, 2018	at Bethune-Cookman	w 8-3	7	8-11-0	0-0-0	RIDOLFI, H. (W 5-5)	57	2:23
5 Mar 09, 2018	vs Holy Cross	w 4-0	7	9-11-0	0-0-0	KARO, C. (W 4-3)	85	1:39
5 Mar 09, 2018	vs Manhattan	L 0-6	7	9-12-0	0-0-0	RIDOLFI, H. (L 5-6)	96	1:46
5 Mar 10, 2018	vs Holy Cross	w 5-1	7	10-12-0	0-0-0	KARO, C. (W 5-3)	77	1:29
5 Mar 10, 2018	at Stetson	L 2-4	7	10-13-0	0-0-0	RIDOLFI, H. (L 5-7)	197	1:25
5 Mar 11, 2018	vs Manhattan	w 3-0	7	11-13-0	0-0-0	KARO, C. (W 6-3)	105	1:38
Mar 14, 2018	SOUTHERN ILLINOIS	L 1-2	7	11-14-0	0-0-0	KARO, C. (L 6-4)	173	1:51
6 Mar 17, 2018	AKRON	w 5-0	7	12-14-0	0-0-0	RIDOLFI, H. (W 6-7)	173	1:28
6 Mar 17, 2018	NORTHERN KENTUCKY	w 4-1	7	13-14-0	0-0-0	KARO, C. (W 7-4)	227	1:38
6 Mar 18, 2018	AKRON	w 10-2	5	14-14-0	0-0-0	KARO, C. (W 8-4)	117	1:36
6 Mar 18, 2018	NORTHERN KENTUCKY	L 1-5	7	14-15-0	0-0-0	RIDOLFI, H. (L 6-8)	189	1:41
Mar 21, 2018	at Memphis	L 2-6	7	14-16-0	0-0-0	KARO, C. (L 8-5)	87	1:48
* Mar 23, 2018	JACKSONVILLE STATE-1	L 4-6	7	14-17-0	0-1-0	RIDOLFI, H. (L 6-9)	103	2:03
* Mar 23, 2018	JACKSONVILLE STATE-2	L 2-6	7	14-18-0	0-2-0	KARO, C. (L 8-6)	105	2:06
* Mar 25, 2018	TENNESSEE TECH-1	w 9-4	7	15-18-0	1-2-0	RIDOLFI, H. (W 7-9)	112	1:48
* Mar 25, 2018	TENNESSEE TECH-2	w 3-2	7	16-18-0	2-2-0	KARO, C. (W 9-6)	124	1:28
* Mar 30, 2018	SIUE-1	L 1-4	(8)	16-19-0	2-3-0	RIDOLFI, H. (L 7-10)	247	2:17
* Mar 30, 2018	SIUE-2	L 1-2	7	16-20-0	2-4-0	KARO, C. (L 9-7)	256	2:08
Apr 04, 2018	at Middle Tennessee	w 4-1	7	17-20-0	2-4-0	KARO, C. (W 10-7)	209	1:47
* Apr 08, 2018	at Austin Peay-1	L 0-5	7	17-21-0	2-5-0	RIDOLFI, H. (L 7-11)	-	1:39
* Apr 08, 2018	at Austin Peay-2	L 2-11	6	17-22-0	2-6-0	KARO, C. (L 10-8)	165	1:48
* Apr 09, 2018	at Murray State-1	w 3-2	(8)	18-22-0	3-6-0	KARO, C. (W 11-8)	-	1:47
* Apr 09, 2018	at Murray State-2	w 4-0	7	19-22-0	4-6-0	RIDOLFI, H. (W 8-11)	187	1:45
Apr 11, 2018	EVANSVILLE	w 3-2	(14)	20-22-0	4-6-0	KARO, C. (W 12-8)	71	3:22
* Apr 13, 2018	EASTERN ILLINOIS-1	w 4-3	7	21-22-0	5-6-0	KARO, C. (W 13-8)	89	1:26
* Apr 13, 2018	EASTERN ILLINOIS-2	L 2-5	7	21-23-0	5-7-0	RIDOLFI, H. (L 8-12)	95	1:38
* Apr 17, 2018	at Southeast Missouri-1	w 4-0	7	22-23-0	6-7-0	KARO, C. (W 14-8)	210	1:44
* Apr 17, 2018	at Southeast Missouri-2	L 0-1	(8)	22-24-0	6-8-0	RIDOLFI, H. (L 8-13)	190	1:58
* Apr 21, 2018	at Eastern Kentucky-1	L 7-8	7	22-25-0	6-9-0	KARO, C. (L 14-9)	200	1:53
* Apr 21, 2018	at Eastern Kentucky-2	L 2-11	6	22-26-0	6-10-0	RIDOLFI, H. (L 8-14)	200	1:35
* Apr 22, 2018	at Morehead State-1	L 0-1	7	22-27-0	6-11-0	RIDOLFI, H. (L 8-15)	-	1:20
* Apr 22, 2018	at Morehead State-2	w 6-4	7	23-27-0	7-11-0	KARO, C. (W 15-9)	376	1:55
Apr 25, 2018	at Ole Miss	L 6-14	6	23-28-0	7-11-0	RIDOLFI, H. (L 8-16)	149	2:20
* Apr 29, 2018	TENNESSEE STATE-1	w 8-0	5	24-28-0	8-11-0	RIDOLFI, H. (W 9-16)	239	1:13
* Apr 29, 2018	TENNESSEE STATE-2	w 5-1	7	25-28-0	9-11-0	KARO, C. (W 16-9)	239	1:54
* May 06, 2018	BELMONT-1	L 1-3	7	25-29-0	9-12-0	RIDOLFI, H. (L 9-17)	173	1:40
* May 06, 2018	BELMONT-2	L 0-2	7	25-30-0	9-13-0	KARO, C. (L 16-10)	175	1:50
May 09, 2018	vs Austin Peay	L 0-2	7	25-31-0	9-13-0	RIDOLFI, H. (L 9-18)	832	1:25
May 10, 2018	vs Eastern Illinois	L 2-3	7	25-32-0	9-13-0	KARO, C. (L 16-11)	1187	1:49

1 = Mardi Gras Classic

2 = Black and Gold Tournament

3 = Frost Classic

4 = Ole Miss Classic

5 = Stetson Invitational

6 = Skyhawk Hampton Inn Classic

* = Conference game

() extra inning game

OFFENSE GAME-BY-GAME

Date	Opponent	ab	r	h	rbi	2b	3b	hr	tb	bb	ibb	sb	cs	hbp	sac	sf	gdp	k	po	a	e	lob	avg
Feb 08	vs Stephen F. Austin	29	1	8	1	1	0	0	9	2	0	0	0	0	0	0	0	6	18	8	0	9	.276
Feb 08	vs Central Arkansas	27	3	9	3	2	0	1	14	0	0	0	2	0	1	0	0	3	21	8	2	4	.304
Feb 09	vs Grambling State	28	10	11	9	2	1	1	18	4	0	7	0	0	1	0	0	2	18	11	0	5	.333
Feb 09	vs North Texas	27	2	7	2	1	0	1	11	2	0	0	1	0	2	0	0	5	18	8	0	8	.315
Feb 15	at Mississippi State	23	0	1	0	0	0	0	1	0	0	1	0	0	0	0	0	10	18	7	1	2	.269
Feb 16	vs Holy Cross	25	1	5	1	2	0	0	7	4	0	6	0	1	1	0	0	3	21	8	1	9	.258
Feb 17	vs Fort Wayne	30	3	7	1	0	0	0	7	5	0	3	1	0	1	0	0	9	24	13	3	10	.254
Feb 17	vs Middle Tennessee	22	0	0	0	0	0	0	0	2	0	0	1	0	0	0	0	5	18	9	1	3	.227
Feb 18	vs Appalachian State	23	7	8	6	2	0	0	10	5	0	4	1	1	2	3	0	1	21	7	0	6	.239
Feb 23	vs Alabama State	25	5	9	4	1	1	0	12	2	0	1	0	1	1	0	0	0	21	10	2	6	.251
Feb 23	vs Western Illinois	23	3	8	3	2	0	0	10	1	0	1	1	2	1	0	0	4	21	7	0	6	.259
Feb 24	vs Western Michigan	25	2	5	2	1	0	0	6	4	0	1	0	0	1	0	0	0	18	12	2	7	.254
Feb 24	at Chattanooga	26	4	9	3	0	0	1	12	2	0	2	1	2	2	1	0	0	21	11	0	8	.261
Feb 25	vs IUPUI	24	1	3	1	1	0	0	4	3	0	2	1	0	0	0	0	6	21	10	1	5	.252
Mar 02	vs Chattanooga	32	6	11	6	4	0	0	15	4	0	1	0	2	0	0	0	0	18	6	0	11	.260
Mar 02	at Ole Miss	22	2	6	1	1	0	0	7	1	0	1	0	0	1	0	0	3	14	7	5	7	.260
Mar 03	vs Southern Miss	24	2	5	2	0	0	1	8	5	0	0	1	1	1	0	0	3	21	10	1	8	.257
Mar 04	vs Saint Louis	34	3	9	3	2	0	0	11	3	0	3	0	1	2	0	0	3	27	11	2	12	.258
Mar 08	at Bethune-Cookman	32	8	10	7	2	0	1	15	4	0	3	1	1	0	0	0	1	21	7	1	8	.261
Mar 09	vs Holy Cross	24	4	4	4	0	0	1	7	8	0	6	0	0	1	0	0	3	21	8	0	8	.257
Mar 09	vs Manhattan	23	0	4	0	2	0	0	6	2	0	1	1	0	0	0	0	2	21	7	3	4	.254
Mar 10	vs Holy Cross	24	5	11	5	2	0	1	16	1	0	1	1	0	2	1	0	0	21	9	0	5	.262
Mar 10	at Stetson	26	2	5	1	0	1	1	10	1	0	1	0	0	0	0	0	1	18	6	1	4	.259
Mar 11	vs Manhattan	24	3	7	3	2	0	0	9	4	0	2	0	0	2	0	0	3	21	7	0	9	.260
Mar 14	SOUTHERN ILLINOIS	22	1	3	0	0	0	0	3	2	0	0	1	0	2	0	0	3	21	9	2	4	.256
Mar 17	AKRON	27	5	9	4	2	0	1	14	1	0	6	0	0	0	0	0	1	21	7	0	5	.259
Mar 17	NORTHERN KENTUCK	24	4	9	4	0	0	0	9	2	0	2	0	0	1	1	0	2	21	10	0	6	.263
Mar 18	AKRON	23	10	12	9	3	1	0	17	3	0	4	0	1	1	1	0	1	15	8	2	6	.272
Mar 18	NORTHERN KENTUCK	24	1	5	1	0	0	0	5	3	0	1	1	0	0	0	0	1	21	8	0	5	.270
Mar 21	at Memphis	26	2	7	1	0	0	1	10	1	0	1	0	2	1	0	0	4	18	8	1	7	.270
*Mar 23	JACKSONVILLE STATE	25	4	7	4	0	0	0	7	3	0	1	0	0	2	1	0	4	21	10	0	6	.270
*Mar 23	JACKSONVILLE STATE	25	2	6	2	2	0	0	8	1	0	1	0	0	2	0	0	5	21	10	0	5	.269
*Mar 25	TENNESSEE TECH	31	9	14	6	3	0	0	17	3	0	8	1	2	1	0	0	1	21	7	0	10	.276
*Mar 25	TENNESSEE TECH	20	3	4	3	1	0	0	5	3	0	1	1	0	1	0	1	1	21	9	0	3	.274
*Mar 30	SIUE	27	1	4	1	0	0	0	4	2	0	5	0	2	1	0	0	11	24	11	2	7	.270
*Mar 30	SIUE	24	1	4	0	1	0	0	5	3	0	2	1	3	0	0	0	5	21	7	2	8	.267
Apr 04	at Middle Tennessee	26	4	5	4	0	0	0	5	5	0	3	0	0	1	0	0	4	21	10	1	7	.265
*Apr 08	at Austin Peay	23	0	2	0	0	0	0	2	0	0	1	0	1	0	0	0	11	18	11	1	3	.261
*Apr 08	at Austin Peay	23	2	6	2	2	0	0	8	1	0	2	0	0	1	0	0	3	15	7	1	5	.261
*Apr 09	at Murray State	30	3	8	3	0	1	0	10	4	0	1	0	0	2	0	1	1	24	15	0	9	.261
*Apr 09	at Murray State	25	4	7	4	0	1	0	9	2	0	2	1	0	2	1	0	1	21	6	0	5	.262
Apr 11	EVANSVILLE	50	3	11	3	0	0	1	14	2	0	6	1	2	1	0	1	5	42	14	1	12	.260
*Apr 13	EASTERN ILLINOIS	22	4	8	4	1	1	0	11	0	0	2	1	0	2	0	0	7	21	10	2	2	.262
*Apr 13	EASTERN ILLINOIS	29	2	7	2	1	0	1	11	1	0	3	0	1	0	0	0	3	21	9	2	8	.261
*Apr 17	at Southeast Missouri	30	4	11	4	2	0	0	13	3	0	3	1	0	0	0	0	7	21	7	0	8	.264
*Apr 17	at Southeast Missouri	24	0	4	0	0	0	0	4	2	0	1	1	0	3	0	0	7	22	6	0	5	.262
*Apr 21	at Eastern Kentucky	29	7	9	7	3	1	0	14	5	0	4	0	0	1	0	0	5	18	10	2	7	.263
*Apr 21	at Eastern Kentucky	22	2	4	2	0	0	1	7	1	0	2	0	0	0	0	0	2	15	4	1	3	.262
*Apr 22	at Morehead State	19	0	1	0	0	0	0	1	1	0	0	1	1	1	0	0	6	18	6	0	1	.259
*Apr 22	at Morehead State	28	6	12	6	2	0	0	14	0	0	4	0	3	3	1	0	6	21	13	0	8	.262
Apr 25	at Ole Miss	24	6	7	6	1	0	0	8	2	0	1	0	1	3	0	0	2	15	5	1	6	.263
*Apr 29	TENNESSEE STATE	19	8	8	8	1	0	1	12	1	0	7	1	1	0	0	0	2	15	5	0	1	.265
*Apr 29	TENNESSEE STATE	23	5	10	5	2	0	0	12	1	0	4	2	1	0	1	0	2	21	12	0	3	.268
*May 06	BELMONT	24	1	5	1	0	0	1	8	2	0	3	0	1	2	0	0	3	21	10	0	7	.267
*May 06	BELMONT	23	0	2	0	0	0	0	2	2	0	1	1	0	1	0	0	5	21	9	2	5	.264
May 09	vs Austin Peay	23	0	3	0	0	0	0	3	2	0	0	2	0	0	0	0	3	18	8	1	4	.262
May 10	vs Eastern Illinois	24	2	4	1	0	0	0	4	1	0	3	0	0	1	0	0	8	18	8	2	3	.260
Totals		1460	183	380	165	57	8	16	501	134	0	132	30	34	58	11	3	205	1155	496	52	348	.260

PITCHING GAME-BY-GAME

Date	Opponent	ip	h	r	er	bb	so	2b	3b	hr	wp	bk	hbp	dp	ibb	score	w-l	sv	era
Feb 08	vs Stephen F. Austin	6.0	5	7	7	8	3	0	0	2	0	0	0	0	0	1-7	0-1	0	8.17
Feb 08	vs Central Arkansas	7.0	5	1	1	1	3	1	0	0	0	0	0	1	0	3-1	1-1	0	4.31
Feb 09	vs Grambling State	6.0	10	2	2	1	3	1	0	0	0	0	1	0	0	10-2	2-1	0	3.68
Feb 09	vs North Texas	6.0	6	5	5	2	5	0	0	2	0	0	0	0	0	2-5	2-2	0	4.20
Feb 15	at Mississippi State	6.0	7	3	3	0	1	2	1	0	0	0	1	1	0	0-3	2-3	0	4.06
Feb 16	vs Holy Cross	7.0	5	3	0	2	1	0	1	0	0	0	0	0	0	1-3	2-4	0	3.32
Feb 17	vs Fort Wayne	8.0	6	5	2	1	2	0	0	0	0	0	0	1	0	3-5	2-5	0	3.04
Feb 17	vs Middle Tennessee	6.0	7	3	3	2	1	1	0	1	0	0	1	0	0	0-3	2-6	0	3.10
Feb 18	vs Appalachian State	7.0	6	2	2	4	2	1	0	0	0	0	0	0	0	7-2	3-6	0	2.97
Feb 23	vs Alabama State	7.0	5	2	1	2	5	2	0	1	0	0	0	0	0	5-2	4-6	0	2.76
Feb 23	vs Western Illinois	7.0	9	2	2	2	3	3	1	0	0	0	1	1	0	3-2	5-6	0	2.68
Feb 24	vs Western Michigan	6.0	9	8	6	0	1	0	0	2	0	0	0	0	0	2-8	5-7	0	3.01
Feb 24	at Chattanooga	7.0	7	2	2	2	1	1	1	0	0	0	0	1	0	4-2	6-7	0	2.93
Feb 25	vs IUPUI	7.0	6	2	0	3	1	1	0	0	0	0	1	1	0	1-2	6-8	0	2.71
Mar 02	vs Chattanooga	6.0	11	7	7	2	1	0	0	1	0	0	0	2	0	6-7	6-9	0	3.04
Mar 02	at Ole Miss	4.2	12	10	7	2	0	2	0	2	1	0	0	0	0	2-10	6-10	0	3.38
Mar 03	vs Southern Miss	7.0	3	1	0	1	3	1	0	0	0	0	1	1	0	2-1	7-10	0	3.16
Mar 04	vs Saint Louis	9.0	8	5	2	1	4	1	0	1	0	0	0	0	0	3-5	7-11	0	3.04
Mar 08	at Bethune-Cookman	7.0	9	3	2	1	3	0	0	0	0	0	4	2	0	8-3	8-11	0	2.98
Mar 09	vs Holy Cross	7.0	2	0	0	0	4	0	0	0	0	0	0	0	0	4-0	9-11	0	2.83
Mar 09	vs Manhattan	7.0	14	6	5	1	6	2	0	2	0	0	0	0	0	0-6	9-12	0	2.94
Mar 10	vs Holy Cross	7.0	5	1	1	0	1	1	0	0	0	0	0	0	0	5-1	10-12	0	2.84
Mar 10	at Stetson	6.0	8	4	3	2	0	0	0	1	0	0	0	1	0	2-4	10-13	0	2.87
Mar 11	vs Manhattan	7.0	1	0	0	3	2	0	0	0	0	0	0	0	0	3-0	11-13	0	2.74
Mar 14	SOUTHERN ILLINOIS	7.0	7	2	2	2	1	1	0	0	0	0	1	0	0	1-2	11-14	0	2.71
Mar 17	AKRON	7.0	5	0	0	2	3	1	0	0	0	0	0	0	0	5-0	12-14	0	2.60
Mar 17	NORTHERN KENTUCK	7.0	8	1	1	0	1	0	0	0	0	0	0	0	0	4-1	13-14	0	2.54
Mar 18	AKRON	5.0	5	2	1	0	1	2	0	0	0	0	0	0	0	10-2	14-14	0	2.51
Mar 18	NORTHERN KENTUCK	7.0	9	5	5	4	1	0	0	0	0	0	0	1	0	1-5	14-15	0	2.60
Mar 21	at Memphis	6.0	6	6	5	4	1	0	0	2	0	0	0	1	0	2-6	14-16	0	2.70
*Mar 23	JACKSONVILLE STATE	7.0	14	6	6	2	4	2	0	0	0	0	0	0	0	4-6	14-17	0	2.81
*Mar 23	JACKSONVILLE STATE	7.0	10	6	6	0	1	1	0	2	0	0	1	1	0	2-6	14-18	0	2.92
*Mar 25	TENNESSEE TECH	7.0	10	4	4	2	3	3	0	0	0	0	0	0	0	9-4	15-18	0	2.95
*Mar 25	TENNESSEE TECH	7.0	6	2	2	0	0	0	0	1	0	0	0	0	0	3-2	16-18	1	2.92
*Mar 30	SIUE	8.0	6	4	1	1	2	1	0	0	1	0	2	1	0	1-4	16-19	1	2.85
*Mar 30	SIUE	7.0	6	2	2	0	2	2	0	0	0	0	1	0	0	1-2	16-20	1	2.83
Apr 04	at Middle Tennessee	7.0	2	1	0	1	1	0	0	0	0	0	0	1	0	4-1	17-20	1	2.75
*Apr 08	at Austin Peay	6.0	10	5	3	1	4	1	0	2	0	0	0	1	0	0-5	17-21	1	2.77
*Apr 08	at Austin Peay	5.0	13	11	11	2	4	2	0	1	0	0	1	1	0	2-11	17-22	1	3.01
*Apr 09	at Murray State	8.0	10	2	2	0	1	3	0	0	0	0	0	1	0	3-2	18-22	1	2.97
*Apr 09	at Murray State	7.0	10	0	0	0	4	1	0	0	0	0	0	0	0	4-0	19-22	1	2.89
Apr 11	EVANSVILLE	14.0	7	2	2	3	8	0	0	1	0	0	1	1	0	3-2	20-22	1	2.80
*Apr 13	EASTERN ILLINOIS	7.0	6	3	3	1	1	1	0	0	0	0	0	0	0	4-3	21-22	1	2.81
*Apr 13	EASTERN ILLINOIS	7.0	7	5	3	1	4	1	0	0	0	0	0	0	0	2-5	21-23	1	2.81
*Apr 17	at Southeast Missouri	7.0	6	0	0	1	6	1	0	0	0	0	0	1	0	4-0	22-23	1	2.75
*Apr 17	at Southeast Missouri	7.1	7	1	1	2	7	1	0	0	0	0	1	1	0	0-1	22-24	1	2.71
*Apr 21	at Eastern Kentucky	6.0	9	8	8	2	3	0	0	1	0	0	0	1	0	7-8	22-25	1	2.83
*Apr 21	at Eastern Kentucky	5.0	8	11	11	5	2	2	0	4	0	0	0	0	0	2-11	22-26	1	3.02
*Apr 22	at Morehead State	6.0	6	1	1	4	1	0	0	0	0	0	0	0	0	0-1	22-27	1	2.99
*Apr 22	at Morehead State	7.0	6	4	4	3	2	1	0	0	1	0	0	1	0	6-4	23-27	1	3.01
Apr 25	at Ole Miss	5.0	19	14	10	5	1	0	1	5	1	0	0	0	0	6-14	23-28	1	3.17
*Apr 29	TENNESSEE STATE	5.0	2	0	0	2	3	0	0	0	1	0	0	0	0	8-0	24-28	1	3.12
*Apr 29	TENNESSEE STATE	7.0	8	1	1	1	4	2	0	1	0	0	0	1	0	5-1	25-28	1	3.08
*May 06	BELMONT	7.0	6	3	3	5	0	0	0	1	0	0	1	1	0	1-3	25-29	1	3.08
*May 06	BELMONT	7.0	9	2	2	1	2	3	0	0	1	0	0	0	0	0-2	25-30	1	3.06
May 09	vs Austin Peay	6.0	5	2	1	1	1	1	0	0	0	0	0	1	0	0-2	25-31	1	3.03
May 10	vs Eastern Illinois	6.0	7	3	1	2	1	0	0	0	0	0	0	2	1	2-3	25-32	1	3.00
Totals		385.0	421	203	165	103	136	53	5	35	7	0	19	30	1	183-203	25-32	1	3.00

SEASON SUMMARY

Score by innings	1	2	3	4	5	6	7	8	9	EX	Total
UT Martin	40	33	24	25	25	22	11	2	0	1	183
Opponents	29	32	24	31	31	27	20	7	2	0	203

Record when ...

Overall	25-32	After 4 leading	21-2
Conference	9-13 trailing	3-21
Non-Conference	16-19 tied	1-9
Home games	9-9	After 5 leading	21-1
Away games	7-11 trailing	0-22
Neutral site	9-12 tied	2-8
Day games	24-29	After 6 leading	21-1
Night games	1-3 trailing	0-21
vs Left starter	3-5 tied	1-6
vs Right starter	22-27		
1-Run games	6-8	Hit 0 home runs	15-26
2-Run games	3-8	... 1 home run	10-6
5+Run games	7-8	... 2+ home runs	0-0
Extra innings	2-4		
Shutouts	6-8	Opponent 0 home runs	22-15
	 1 home run	3-7
Scoring 0-2 runs	1-26 2+ HRs	0-10
..... 3-5 runs	17-3		
..... 6-9 runs	5-3	Made 0 errors	17-9
..... 10+ runs	2-0 1 error	4-11
	 2+ errors	4-12
Opponent 0-2 runs	21-7		
..... 3-5 runs	4-13	Opp. made 0 errors	11-15
..... 6-9 runs	0-8 1 error	8-11
..... 10+ runs	0-4 2+ errors	6-6
Scored in 1st inning	15-9	Out-hit opponent	21-5
Opp. scored in 1st	3-11	Out-hit by opponent	4-23
Scores first	20-12	Hits are tied	0-4
Opp. scores first	5-20		

Record when team scores:

Runs	0	1	2	3	4	5	6	7	8	9	10+
W-L	0-8	0-8	1-10	6-2	7-1	4-0	1-2	1-1	2-0	1-0	2-0

Record when opponent scores:

Runs	0	1	2	3	4	5	6	7	8	9	10+
W-L	6-0	6-2	9-5	2-5	2-2	0-6	0-4	0-2	0-2	0-0	0-4

Record when leading after:

Inn.	1	2	3	4	5	6
W-L	14-4	18-3	19-3	21-2	21-1	21-1

Record when trailing after:

Inn.	1	2	3	4	5	6
W-L	1-8	1-14	2-16	3-21	0-22	0-21

Record when tied after:

Inn.	1	2	3	4	5	6
W-L	10-20	6-15	4-13	1-9	2-8	1-6

Current losing streak: 4

Longest winning streak: 4

Longest losing streak: 5

Home attendance : 2907 (18 dates avg = 161)

Away attendance : 5523 (36 dates avg = 153)

Total attendance: 8430 (54 dates avg = 156)

SEASON/CAREER STATS

Record: 25-32 Home: 9-9 Away: 7-11 Neutral: 9-12 Ohio Valley: 9-13

Player	SEASON											CAREER																
	Avg	G-GS	AB	R	H	2B	3B	HR	RBI	BB	Hbp	SO	Sb	Att	Avg	G-GS	AB	R	H	2B	3B	HR	RBI	BB	Hbp	SO	Sb	Att
3 Alli Fulcher	.293	57-57	164	22	48	10	1	5	23	20	1	18	3-5		.262	170-170	496	65	130	23	2	15	72	50	3	72	10-14	
222 Lauren Myers	.291	55-51	188	23	46	2	2	0	13	16	5	19	19-24		.281	165-155	477	74	134	14	4	1	54	39	6	76	44-58	
9 Jodie Duncan	.288	57-56	170	12	49	7	0	1	26	10	8	9	0-0		.298	209-195	581	50	173	32	0	12	108	42	19	40	6-8	
23 Aeron Smith	.283	56-56	152	4	43	11	0	0	19	7	4	10	2-2		.254	175-161	445	28	113	18	0	4	65	25	11	35	5-8	
6 Rachel Williams	.268	41-37	97	13	26	4	1	1	7	10	3	18	6-7		.257	99-92	257	39	66	12	3	3	45	24	11	47	16-19	
14 Savannah Dodson	.267	55-52	131	16	35	4	1	0	15	10	1	22	23-29		.252	208-186	452	80	114	11	4	3	42	43	9	95	76-95	
13 Alicia Hansen	.264	53-30	72	13	19	2	1	1	10	5	5	16	16-20		.231	204-130	359	74	83	16	3	10	53	29	11	89	67-86	
8 Paige Clark	.262	49-27	84	15	22	0	0	0	14	3	0	11	12-17		.262	49-27	84	15	22	0	0	0	14	3	0	11	12-17	
24 Gracyn McBride	.241	54-52	145	8	35	8	1	5	20	15	6	17	1-1		.262	144-129	351	27	92	19	2	16	66	43	10	49	2-2	
31 Veronica Pezzoni	.213	54-51	141	15	30	4	1	0	9	20	0	32	17-19		.213	54-51	141	15	30	4	1	0	9	20	0	32	17-19	
1 Aalia Bivens	.202	43-32	94	16	19	4	0	3	8	16	1	21	4-5		.202	43-32	94	16	19	4	0	3	8	16	1	21	4-5	
15 Hannah Ridolfi	.182	33-28	11	0	2	0	0	0	0	2	0	1	0-0		.182	33-28	11	0	2	0	0	0	0	2	0	1	0-0	
7 Halie Fain	.130	50-8	23	12	3	0	0	0	0	0	0	7	22-25		.130	50-8	23	12	3	0	0	0	0	0	0	7	22-25	
17 Alexis Rogers	.300	26-1	10	4	3	1	0	0	1	0	0	4	1-1		.300	26-1	10	4	3	1	0	0	1	0	0	4	1-1	
44 Reid Ballard	.000	6-0	6	0	0	0	0	0	0	0	0	0	0-0		.143	28-12	42	0	6	0	0	0	2	6	1	5	0-0	
5 Madelyn Dycus	.000	35-0	2	10	0	0	0	0	0	0	0	0	6-7		.000	35-0	2	10	0	0	0	0	0	0	0	0	6-7	
4 x-Sara Hooten	.000	4-2	0	0	0	0	0	0	0	0	0	0	0-0		.000	28-17	0	0	0	0	0	0	0	0	0	0	0-0	
12 Samantha Scott	.000	6-1	0	0	0	0	0	0	0	0	0	0	0-0		.000	21-9	0	0	0	0	0	0	0	0	0	0	0-0	
55 Seeley Layne	.000	14-2	0	0	0	0	0	0	0	0	0	0	0-0		.000	32-5	0	0	0	0	0	0	0	0	0	0	0-0	
27 Caitlin Karo	.000	28-27	0	0	0	0	0	0	0	0	0	0	0-0		.000	28-27	0	0	0	0	0	0	0	0	0	0	0	0-0
Totals	.260	57-57	1460	183	380	57	8	16	165	134	34	205	132-162															
Opponents	.281	57-57	1497	203	421	53	5	35	186	103	19	136	39-50															

(All games Sorted by Earned run avg)

Player	SEASON														CAREER													
	ERA	W-L	App	GS	CG	Sho	Sv	IP	H	R	ER	BB	SO	ERA	W-L	App	GS	CG	Sho	Sv	IP	H	R	ER	BB	SO		
15 Hannah Ridolfi	2.48	9-18	31	26	17	3	0	181.0	195	86	64	63	67	2.48	9-18	31	26	17	3	0	181.0	195	86	64	63	67		
27 Caitlin Karo	2.75	16-11	28	27	20	3	0	170.2	166	76	67	31	57	2.75	16-11	28	27	20	3	0	170.2	166	76	67	31	57		
55 Seeley Layne	7.64	0-1	13	1	0	0	1	14.2	25	19	16	4	9	4.47	3-3	31	4	0	0	2	56.1	74	42	36	13	32		
4 x-Sara Hooten	6.66	0-2	4	2	0	0	0	13.2	23	16	13	3	2	3.06	8-7	28	17	7	1	0	114.1	116	61	50	36	65		
12 Samantha Scott	8.40	0-0	4	1	0	0	0	5.0	12	6	6	2	1	4.44	4-5	19	9	2	0	0	58.1	85	47	37	27	17		
Totals	3.00	25-32	57	57	37	6	1	385.0	421	203	165	103	136															
Opponents	2.73	32-25	57	57	29	8	5	389.2	380	183	152	134	205															
Inactive player																												

x=inactive player

Starting Lineup By Position
(Team W-L record when starter)

PITCHER:			
27 Caitlin Karo	27	(15-12)	
15 Hannah Ridolfi	26	(9-17)	
4 x-Sara Hooten	2	(0-2)	
12 Samantha Scott	1	(1-0)	
55 Seeley Layne	1	(0-1)	
CATCHER:			
23 Aeron Smith	56	(24-32)	
24 Gracyn McBride	1	(1-0)	
FIRST BASE:			
24 Gracyn McBride	50	(22-28)	
1 Aalia Bivens	7	(3-4)	
SECOND BASE:			
14 Savannah Dodson	52	(23-29)	
1 Aalia Bivens	5	(2-3)	
THIRD BASE:			
9 Jodie Duncan	55	(25-30)	
7 Halie Fain	2	(0-2)	
SHORTSTOP:			
3 Alli Fulcher	57	(25-32)	
LEFT FIELD:			
22 Lauren Myers	50	(21-29)	
8 Paige Clark	7	(4-3)	
CENTER FIELD:			
31 Veronica Pezzoni	47	(21-26)	
6 Rachel Williams	9	(4-5)	
22 Lauren Myers	1	(0-1)	
RIGHT FIELD:			
13 Alicia Hansen	29	(14-15)	
6 Rachel Williams	26	(11-15)	
8 Paige Clark	2	(0-2)	
DESIGNATED HITTER:			
1 Aalia Bivens	20	(11-9)	
8 Paige Clark	18	(6-12)	
7 Halie Fain	6	(3-3)	
31 Veronica Pezzoni	4	(2-2)	
15 Hannah Ridolfi	2	(0-2)	
6 Rachel Williams	2	(2-0)	
24 Gracyn McBride	1	(0-1)	
9 Jodie Duncan	1	(0-1)	
55 Seeley Layne	1	(1-0)	
17 Alexis Rogers	1	(0-1)	
13 Alicia Hansen	1	(0-1)	

MISCELLANEOUS STATS

Multiple Hit Games	2	3	4	5+	Total
9 Jodie Duncan	9	3	-	-	12
22 Lauren Myers	9	2	-	-	11
24 Gracyn McBride	9	-	-	-	9
14 Savannah Dodson	7	2	-	-	9
3 Alli Fulcher	7	1	-	-	8
31 Veronica Pezzoni	8	-	-	-	8
23 Aeron Smith	6	1	-	-	7
6 Rachel Williams	6	-	-	-	6
8 Paige Clark	5	-	-	-	5
1 Aalia Bivens	3	1	-	-	4
13 Alicia Hansen	3	-	-	-	3
TEAM	72	10	0	0	82

Multiple RBI Games	2	3	4	5+	Total
8 Paige Clark	5	-	-	-	5
3 Alli Fulcher	4	1	-	-	5
9 Jodie Duncan	5	-	-	-	5
23 Aeron Smith	2	2	-	-	4
22 Lauren Myers	4	-	-	-	4
14 Savannah Dodson	1	2	-	-	3
24 Gracyn McBride	2	1	-	-	3
13 Alicia Hansen	1	-	-	-	1
1 Aalia Bivens	1	-	-	-	1
31 Veronica Pezzoni	1	-	-	-	1
6 Rachel Williams	-	-	1	-	1
TEAM	26	6	1	0	33

Hitting Streaks	Longest	Current
22 Lauren Myers	8	2
13 Alicia Hansen	7	1
23 Aeron Smith	7	1
3 Alli Fulcher	6	3
24 Gracyn McBride	6	-
31 Veronica Pezzoni	5	-
1 Aalia Bivens	5	-
9 Jodie Duncan	5	-
14 Savannah Dodson	5	-
8 Paige Clark	4	-
6 Rachel Williams	3	-
7 Halie Fain	2	-
17 Alexis Rogers	2	-
15 Hannah Ridolfi	1	-

Reached Base Streaks	Longest	Current
22 Lauren Myers	14	2
3 Alli Fulcher	12	3
31 Veronica Pezzoni	11	-
23 Aeron Smith	8	1
1 Aalia Bivens	8	-
9 Jodie Duncan	7	-
13 Alicia Hansen	7	5
6 Rachel Williams	6	-
24 Gracyn McBride	6	-
14 Savannah Dodson	6	-
8 Paige Clark	4	-
7 Halie Fain	2	-
15 Hannah Ridolfi	2	-
17 Alexis Rogers	2	-

STARTERS SUMMARY

Player	GS	Position										Batting Order									
		p	c	1b	2b	3b	ss	lf	cf	rf	of	dh	1st	2nd	3rd	4th	5th	6th	7th	8th	9th
3 Alli Fulcher	57	57	24	.	26	2	4	1	.
9 Jodie Duncan	56	55	1	.	.	31	.	25
23 Aeron Smith	56	.	56	3	2	.	48	3	.
24 Gracyn McBrid	52	.	1	50	1	.	.	.	49	.	.	1	2	.
14 Savannah Dod	52	.	.	.	52	14	38
22 Lauren Myers	51	50	1	.	.	.	22	24	.	.	.	5	.	.	.
31 Veronica Pezzo	51	47	.	.	4	32	12	.	1	6
6 Rachel Williams	37	9	26	.	2	2	3	2	30	.
1 Aalia Bivens	32	.	.	7	5	20	.	14	2	5	2	6	1	2	.
13 Alicia Hansen	30	29	.	1	2	1	13	12
15 Hannah Ridolfi	28	26	2	2	.	3	.
8 Paige Clark	27	7	.	2	.	18	.	2	.	.	.	24	.	1	.
27 Caitlin Karo	27	27
7 Halie Fain	8	2	6	3	3	.	.	.	1	.	.	1
55 Seeley Layne	2	1	1
4 x-Sara Hooten	2	2
12 Samantha Scot	1	1
17 Alexis Rogers	1	1	1	.



RECORD BOOK
SKYHAWKS

OVC PLAYER OF THE YEAR

Leah Taylor (OF)	2012
Megan Williams (OF)	2010

OVC PITCHER OF THE YEAR

Chelsea Jones (P)	2012
Paij Lintz (P)	2010

OVC COACH OF THE YEAR

Donley Canary	2012
Donley Canary	2010

OVC FRESHMAN OF THE YEAR

Carly Gonzales (OF)	2014
Amanda Brandenburg (P/OF)	2011
Jenny Bain (IF)	2009
Ashley Benbow (OF)	2007

FIRST TEAM ALL OVC

Carly Gonzales (OF)	2017
Jodie Duncan (INF)	2017
Kenzi Tate (UTL)	2015
Kenzi Tate (UTL)	2013
Leah Taylor (OF)	2012
Lauren Smith (INF)	2012
Chelsea Jones (P)	2012
Jenny Bain (SS)	2012
Amanda Brandenburg	2011
Paij Lintz (P)	2010
Laurie Lindow (C)	2010
Jenny Bain (SS)	2010
Laura Roberts (OF)	2010
Megan Williams (OF)	2010
Kate Vanderham (P)	2010
Jenny Bain (IF)	2009
Megan Williams (OF)	2009
Ashley Benbow (OF)	2007
Savannah Roberts (C)	2006
Justine Pineda (OF)	2006
Kristin Runyan (IF)	2005
Megan Mizell (UTL)	2005
Jennifer Young (LF)	2004
Nicole Davis (UTL)	2003
Kristin Runyan (IF)	2003
Melissa Rudy (UTL)	2000
Jessica Crosser (UTL)	1998
Jessica Crosser (UTL)	1997
Paige Cook (UTL)	1995

SECOND TEAM ALL OVC

Brooke Kennedy (P)	2017
Aeron Smith (C)	2017
Carly Gonzales (OF)	2016
Katie Warrick (UTL)	2016
Carly Gonzales (OF)	2014
Leah Taylor (OF)	2013
Lauren Smith (INF)	2013
Kayla Wade (OF)	2012
Leah Taylor (2B)	2011
Megan Van Arsdale (INF)	2010

Laura Roberts (OF)	2009
Ashley Benbow (OF)	2008
Paij Lintz (P)	2008
Megan Williams (OF)	2008
Savannah Roberts (C)	2007
Brandy Whalen (OF)	2006
Nicole Davis (P)	2005
Brandy Whalen (OF)	2005
Nicole Davis (P)	2004
Kristin Runyan (SS)	2004
Sarah Daws (C)	2003
Kendra Kosco (P)	2003
Meredith Ramsey (OF)	2003
Kendra Kosco (P)	2002
Angela Baize (OF)	2002
Amy Harclerode (UTL)	2002
Jennifer Robison (IF)	2001
April Leatherwood (IF)	2001
Jessica Crosser (P)	1998
Jennifer Robison (UTL)	1998
Paige Cook (IF)	1997
Janee' Heath (IF)	1996
Paige Cook (UTL)	1996
Cindy Sturgill (C)	1996
Janee' Heath (C)	1995
Bridgette Baker (OF)	1995

ALL OVC HONORABLE MENTION

Angela Baize (OF)	2003
Stephanie Paris (IF)	2002
Sarah Daws (C)	2002
Jennifer Herron (OF)	2001
Misty Miles (SS)	2000
Tracy Fryer (P)	2000
Jessica Crosser (P)	1997
Bridgette Baker (OF)	1997
Kim Rucker (OF)	1996
Danelle Kimes (IF)	1995

OVC ALL NEWCOMER

Katie Warrick (UTL)	2016
Alicia Hansen (OF)	2015
Carly Gonzales (OF)	2014
Deven Wilson (C)	2013
Lauren Smith (INF)	2012
Casey Vincent (P)	2012
Leah Taylor (2B)	2011
Amanda Brandenburg (P/OF)	2011
Stephanie Nidiffer (P/IF)	2011
Kate Vanderham (P)	2010
Kalah Mathis (OF)	2010
Jordan Garrett (OF)	2010
Jenny Bain (IF)	2009
Chelsea Cary (IF)	2008
Ashley Benbow (OF)	2007
Paij Lintz (P)	2007
Laura Roberts (IF)	2007
Justine Pineda (OF)	2006
Savannah Roberts (C)	2006
Ashley Myatt (P)	2006
Ashton Strode (P)	2006

OVC TOURNAMENT MVP

Chelsea Jones (P)	2012
Kara Harper (P)	2009

OVC ALL TOURNAMENT

Brooke Kennedy	2017
Jodie Duncan	2017
Kenzi Tate	2013
Lauren Smith	2013
Kayla Wade	2013
Chelsea Jones	2012
Jenny Bain	2012
Becca Williams	2012
Kayla Wade	2012
Megan Latimer	2011
Megan Van Arsdale	2010
Laurie Lindow	2010
Kate Vanderham	2010
Kara Harper	2009
Laurie Lindow	2009
Savannah Roberts	2009
Megan Van Arsdale	2009
Brittany Nash	2007
Christa Webb	2006
Nicole Davis	2005
Kristin Runyan	2005
Fallon Lowery	2005
Jennifer Young	2004
Angela Baize	2004
Allison Buckley	2004
Nicole Davis	2004
Meredith Ramsey	2002
Paige Cook	1997
Jessica Crosser	1997
Paige Cook	1996
Danelle Kimes	1994

**COSIDA CAPITAL ONE
ACADEMIC ALL AMERICAN**

Leah Taylor	2013
Leah Taylor	2012

EASTON FASTPITCH ALL AMERICAN

Leah Taylor	2012
-------------------	------

**NATIONAL FASTPITCH COACHES ASSOCIATION
NFCA DIVISION 1 ALL REGION TEAM**

Kenzi Tate	2013
Leah Taylor	2012
Chelsea Jones	2012

**ESPN THE MAGAZINE
ACADEMIC ALL DISTRICT TEAM**

Laura Roberts	2009
---------------------	------

OVC COMMISSIONER'S HONOR ROLL

2017-18 (16) Aalia Bivens Paige Clark Savannah Dodson Jessie Douglas Jodie Duncan Madelyn Dycus Halie Fain Alli Fulcher Alicia Hansen Caitlin Karo Lauren Myers Veronica Pezzoni Alexis Rogers Samantha Scott Aeron Smith Rachel Williams	2014-15 (15) Kayla Blanco Kelsey Dixon Savannah Dodson Jodie Duncan Lindsey Feigl Carly Gonzales Alicia Hansen Brooke Kennedy Sam McClure Renate Meckl Aeron Smith Lauren Smith Kenzi Tate Casey Vincent Bella Zizzi	Kenzi Tate Leah Taylor Casey Vincent Kayla Wade Becca Williams Deven Wilson 2011-12 (8) Jenny Bain Lindsey Feigl Chelsea Jones Carter Mansolino Samantha McClure Kenzi Tate Leah Taylor Kayla Wade	Chelsea Jones Megan Latimer Paij Lintz Greer Long Laura Roberts Destiny Tite Megan Van Arsdale Victoria Wolaver 2007-08 (13) Chelsea Cary Kelsey Davis Kara Harper Amber Hayes Megan Latimer Paij Lintz Riley Pace Laura Roberts Megan Van Arsdale	2004-05 (10) Maghan Brown Allison Buckley Kristin Hogan Ashley Ruggles Kristin Runyan Kelly Swafford Christa Webb Emily Webb Brandy Whalen Jennifer Young 2003-04 (13) Angela Baize Allison Buckley Bethany Buttrey Sarah Daws Ashley Ruggles Kristin Runyan Meagen Sturdivant Kelly Swafford Holly Templeton Christa Webb Emily Webb Brandy Whalen Jennifer Young	2000-01 (6) Angela Baize Beth Elliott Molly McKinney Jordan Myers Andrea Rushing Courtney Wilson 1999-00 (3) Magen Darby Alicia Haley Melissa Rudy 1998-99 (5) Niki Foster Alicia Haley Jenny Sue Henry Mary Jerman Missy Rudy 1997-98 (3) Jessica Crosser Alicia Haley Sherri Pollard 1996-97 (6) Bridgette Baker Cherity Berry Crystal Cook Alicia Haley Sheri Pollard Rhonda White 1995-96 (11) Bridgett Baker Cherity Berry Crystal Cook Jessica Crosser Janean Heath Kimberly Jones Kirsty Jones Sherri Pollard Cynthia Sturgill Tammy Turner Rhonda White	1994-95 (9) Laura Chambers Paige Cook Tiffany Craig Janean Heath Melanie Hix Danielle Kimes Sherri Pollard Tammy Turner Rhonda White 1993-94 (9) Bridette Baker Paige Cook Tiffany Craig Nicole Glass Kimberly Jones Kirsty Jones Danielle Kimes Tammy Turner Rhonda White
2016-17 (14) Reid Ballard Savannah Dodson Jessie Douglas Jodie Duncan Allison Evans Alli Fulcher Carly Gonzales Alicia Hansen Sara Hooten Brooke Kennedy Renate Meckl Lauren Myers Rachel Williams Gabby Zizzi	2013-14 (17) Jessie Britt Kelsey Dixon Lindsey Feigl Gabby Glenn Taylor Jerrick Brooke Kennedy Juli Layne Taylor Manning Samantha McClure Renate Meckl Stephanie Nidiffer Lauren Smith Kenzi Tate Casey Vincent Kayla Wade Deven Wilson Bella Zizzi	2010-11 (10) Alexa Alfaro Jenny Bain Chelsea Cary Megan Gray Chelsea Jones Alana Kramer Megan Latimer Morgan Lewis Leah Taylor Becca Williams 2009-10 (11) Jenny Bain Chelsea Cary Jessica Gourdier Chelsea Jones Megan Latimer Paij Lintz Kalah Mathis Laura Roberts Destiny Tite Megan Williams Tori Wolaver 2008-09 (12) Chelsea Cary Erica Duke Jessica Gourdier Tera Gwaltney	2006-07 (13) Brittany Burkett Kara Harper Paij Lintz Greer Long Lauren Manna Brittany Nash Riley Pace Laura Roberts Ashton Strode Holly Templeton Megan Van Arsdale Stacey Weaver Megan Williams 2005-06 (9) Maghan Brown Allison Buckley Kara Harper Ashley Myatt Riley Pace Holly Templeton Stacey Weaver Christa Webb Brandy Whalen	2002-03 (12) Angela Baize Allison Buckley Bethany Buttrey Megan Dempsey Kristin Hogan Kendra Kosco Linsey Moffitt Meredith Ramsey Kristin Runyan Andrea Rushing Kelly Swafford Brandy Whalen 2001-02 (5) Angela Baize Beth Buttrey Beth Elliott Kendra Kosco Andrea Rushing		
2015-16 (11) Savannah Dodson Jessie Douglas Jodie Duncan Carly Gonzales Brooke Graham Alicia Hansen Brooke Kennedy Renate Meckl Lauren Myers Aeron Smith Katie Warrick	2012-13 (16) Jessie Britt Kelsey Dixon Lindsey Feigl Autumn Glenn Morgan Lewis Samantha McClure Stephanie Nidiffer Katie Reiff Rachel Scrum Lauren Smith					

UT MARTIN HALL OF FAME MEMBERS

Jessica Crosser (1996-98) • Inducted 2003

Crosser, from Waverly, Tenn., played softball at UT Martin from 1996-98. In her career she became highly decorated from the Ohio Valley Conference. She was named to the 1996 OVC All-Tournament Team, 1997 All-OVC First Team as a utility player and honorable mention as a pitcher, the 1997 All-OVC Tournament team as a pitcher, along with the 1998 All-OVC First Team as a utility player and second team as a pitcher. She sports a career .341 batting average and finished her career as the holder of three single-season records, all set in 1998. Crosser ended her career with the highest single-season batting average (.341), runs scored (28), and strikeouts (93).

Janean' Heath (1995-96) • Inducted 2006

Heath, from Mayfield, Ky., played for UT Martin from 1995-96. When Heath finished her career she was the second all-time home run leader in program history with 16 in addition to holding a program record slugging percentage of .711. Heath also still ranks among the career top-10 in singles (112), runs batted in (53) and extra base hits (33).

Kendra Kosco (2002-03) • Inducted 2009

Kosco, from Herrin, Ill., played for head coach Donley Canary from 2002-03. She was a two-time All-Ohio Valley Conference selection and a two-time member of the OVC Commissioner's Honor Roll. Kosco, who was a pitcher, graduated holding the program record for most career strikeouts (304 in only two seasons), best win-loss percentage (.596) and lowest earned run average.

Nicole Davis (2002-05) • Inducted 2012

Davis played softball for head coach Donley Canary from 2002-05. She was named All-Ohio Valley Conference three consecutive years (2003-2005) and OVC All-Tournament in 2004. She ranks in the top 10 in most all career offensive statistics categories, including games played, at bats, hits, doubles, RBIs, total bases, slugging percentage, walks, extra base hits, home runs, victories, games started, ERA, winning percentage, strikeouts, saves and appearances.

Kristen Runyan (2003-05) • Inducted 2013

Runyan played at UT Martin from 2003-05 under head coach Donley Canary. A 5-4 infielder from Overland Park, Kan., she captured All-Ohio Valley Conference accolades in all three seasons as a Skyhawk, including a pair of first team mentions. She graduated UT Martin as the program's all-time leader in runs scored (93), home runs (21) and walks (50) while ranking second on the list with 83 runs batted in and 239 total bases. She helped the Skyhawks tally 94 victories in three seasons, including a then-school record 40 wins in 2005.

Megan Williams (2007-10) • Inducted 2017

Williams played at UT Martin from 2007-10 under head coach Donley Canary. She was named the program's first-ever OVC Player of the Year in 2010. A three-time All-OVC honoree, she helped lead UT Martin to its first-ever NCAA Tournament appearance in 2009 and first-ever OVC championship in 2010. The slugging outfielder graduated as the program's all-time leader in hits (236), triples (11) and total bases (371) while her 72 hits and 124 total bases in 2010 were also Skyhawk single-season records.

Jenny Bain (2009-12) • Inducted 2018

Bain led UT Martin to four different Ohio Valley Conference championships and the school's first two NCAA Regional appearances in her career. The program's only three-time All-OVC first team honoree, she was part of the 2010 Skyhawk squad that won a school-record 47 games while she was also a key member of the 2012 team that tallied a school-record 23 OVC victories. The Hendersonville, Tenn. native was OVC Freshman of the Year in 2009 and is UT Martin's all-time leader in games played (238), hits (237), doubles (54), home runs (40), runs batted in (170), total bases (411) and extra-base hits (94).

2019 UT MARTIN SOFTBALL GUIDE

STARTING LINEUP

MEET THE SKYHAWKS

SEASON PREVIEW

2018 IN REVIEW

RECORD BOOK

THIS IS UT MARTIN

62

BATTING AVERAGE

1994	PAIGE COOK	.292
1995	JANEE' HEATH	.372
1996	JANEE' HEATH	.303
1997	BRIDGETTE BAKER	.336
1998	JESSICA CROSSER	.394
1999	AMY HARCLERODE	.240
2000	ANDREA RUSHING	.333
2001	MISTY MILES	.278
2002	AMY HARCLERODE	.317
2003	ANGELA BAIZE	.354
2004	JENNIFER YOUNG	.398
2005	MEGAN MIZELL	.378
2006	JUSTIN PINEDA	.335
2007	ASHLEY BENBOW	.353
2008	KARA HARPER	.353
2009	MEGAN WILLIAMS	.343
2010	MEGAN WILLIAMS	.375
2011	AMANDA BRANDENBURG	.333
2012	LEAH TAYLOR	.385
2013	KENZI TATE	.359
2014	CARLY GONZALES	.323
2015	KENZI TATE	.345
2016	CARLY GONZALES	.372
2017	CARLY GONZALES	.376
2018	ALLI FULCHER	.293

SLUGGING PERCENTAGE

1993	LORI DEVERELL	.452
1995	JANEE' HEATH	.711
1996	CINDY STURGILL	.646
1997	JESSICA CROSSER	.461
1998	JESSICA CROSSER	.575
1999	AMY HARCLERODE	.322
2000	JENNIFER HERRON	.421
2001	MISTY MILES	.381
2002	AMY HARCLERODE	.467
2003	SARAH DAWS	.519
2004	JENNIFER YOUNG	.657
2005	MEGAN MIZELL	.573
2006	JUSTINE PINEDA	.511
2007	ASHLEY BENBOW	.542
2008	BLAVN BOLLMAN	.464
2009	JENNY BAIN	.598
2010	BECCA WILLIAMS	.684
2011	AMANDA BRANDENBURG	.564
2012	LEAH TAYLOR	.630
2013	KENZI TATE	.659
2014	DEVEN WILSON	.468
2015	KENZI TATE	.628
2016	KATIE WARRICK/GRACYN MCBRIDE	.512
2017	JODIE DUNCAN	.567
2018	ALLI FULCHER	.457

HITS

1993	LORI DEVERELL	23
	JENNIFER DEVERELL	23
1994	PAIGE COOK	38
1995	JANEE' HEATH	45
	PAIGE COOK	45
1996	PAIGE COOK	41
1997	BRIDGETTE BAKER	49
1998	JESSICA CROSSER	50
1999	AMY HARCLERODE	29
2000	MELISSA RUDY	35
2001	JENNIFER HERRON	37
2002	MEREDITH RAMSEY	46
2003	KRISTIN RUNYAN	39
2004	JENNIFER YOUNG	72
2005	MEGAN MIZELL	54
	BRANDY WHALEN	54
2006	JUSTINE PINEDA	59
2007	ASHLEY BENBOW	67
2008	ASHLEY BENBOW	60
2009	MEGAN WILLIAMS	68
2010	MEGAN WILLIAMS	72
2011	AMANDA BRANDENBURG	55
2012	LEAH TAYLOR	77
2013	KENZI TATE	61
2014	KAYLA WADE	54
2015	CARLY GONZALES	57
2016	CARLY GONZALES	61
2017	CARLY GONZALES/JODIE DUNCAN	64
2018	JODIE DUNCAN	49

RUNS SCORED

1994	BRIDGETTE BAKER	23
1995	CINDY STURGILL	26
1996	CINDY STURGILL	21
1997	RENEE TRULL	23
1998	JESSICA CROSSER	28
1999	ALICIA HALEY	7

2000	AMY HARCLERODE	7
2001	MISTY MILES	21
	JENNIFER HERRON	16
2002	MEREDITH RAMSEY	21
2003	KRISTIN RUNYAN	22
2004	JENNIFER YOUNG	40
2005	KRISTIN RUNYAN	32
2006	JUSTINE PINEDA	37
2007	BRITTANY NASH	36
2008	ASHLEY BENBOW	33
2009	JENNY BAIN	42
2010	JORDAN GARRETT	43
2011	LEAH TAYLOR	51
2012	LEAH TAYLOR	61
2013	LEAH TAYLOR	50
2014	KAYLA WADE	29
2015	CARLY GONZALES	41
2016	CARLY GONZALES	35
2017	CARLY GONZALES	53
2018	LAUREN MYERS	23

RUNS BATTED IN

1994	PAIGE COOK	23
1995	JANEE' HEATH	34
1996	CINDY STURGILL	29
1997	APRIL LEATHERWOOD	23
1998	APRIL LEATHERWOOD	17
1999	AMY HARCLERODE	14
2000	APRIL LEATHERWOOD	20
2001	COURTNEY WILSON	18
2002	MEREDITH RAMSEY	28
2003	NICOLE DAVIS	23
2004	NICOLE DAVIS	35
2005	KRISTIN RUNYAN	34
2006	JUSTINE PINEDA	41
2007	SAVANNAH ROBERTS	36
2008	LAURIE LINDOW	31
2009	LAURA ROBERTS	42
2010	JENNY BAIN	45
2011	JENNY BAIN	37
2012	JENNY BAIN	54
2013	KENZI TATE	56
2014	DEVEN WILSON	27
2015	KENZI TATE	38
2016	KATIE WARRICK	41
2017	JODIE DUNCAN	48
2018	JODIE DUNCAN	26

DOUBLES

1994	KRISTY JONES	6
1995	BRIDGETTE BAKER	10
1996	CINDY STURGILL	10
1997	BRIDGETTE BAKER	13
1998	APRIL LEATHERWOOD	9
1999	AMY HARCLERODE	10
2000	MELISSA RUDY	8
	MISTY MILES	8
2001	SARAH DAWS	11
2002	MEREDITH RAMSEY	11
2003	KRISTIN RUNYAN	13
2004	JENNIFER YOUNG	14
2005	JENNIFER YOUNG	15
2006	JUSTINE PINEDA	12
	JENNIFER YOUNG	12
2007	ASHLEY BENBOW	14
2008	LAURIE LINDOW	12
2009	MEGAN WILLIAMS	13
	JENNY BAIN	13
2010	MEGAN VAN ARSDALE	12
	JENNY BAIN	12
2011	AMANDA BRANDENBURG	14
	JENNY BAIN	14
2012	JENNY BAIN	15
2013	KENZI TATE	12
2014	DEVEN WILSON	11
2015	CARLY GONZALES	18
2016	CARLY GONZALES	10
	ALLI FULCHER	10
2017	JODIE DUNCAN	10
	CARLY GONZALES	12
2018	AERON SMITH	11

HOME RUNS

1994	RANDI SPURGEON	2
	KIM JONES	2
1995	JANEE' HEATH	10
1996	CINDY STURGILL	12
1997	APRIL LEATHERWOOD	3
1998	APRIL LEATHERWOOD	4
1999	APRIL LEATHERWOOD	1
2000	APRIL LEATHERWOOD	4
2001	MISTY MILES	2

2002	MEREDITH RAMSEY	5
2003	NICOLE DAVIS	4
	SARAH DAWS	4
	MEREDITH RAMSEY	4
2004	KRISTIN RUNYAN	8
2005	KRISTIN RUNYAN	10
	NICOLE DAVIS	10
2006	JUSTINE PINEDA	5
2007	LAURA ROBERTS	7
2008	ASHLEY BENBOW	4
2008	MEGAN WILLIAMS	4
2008	LAURA ROBERTS	4
2009	JENNY BAIN	14
2010	MEGAN WILLIAMS	13
2011	LEAH TAYLOR	10
2012	LAUREN SMITH	9
2013	KENZI TATE	13
2014	LAUREN SMITH	5
2015	KENZI TATE	9
2016	KATIE WARRICK	10
2017	JODIE DUNCAN	9
2018	ALLI FULCHER/GRACYN MCBRIDE	5

PITCHING APPEARANCES

1993	NIKKI STODDARD	14
	TIFFANY CRAIG	14
1994	TIFFANY CRAIG	21
	PAIGE COOK	21
1995	TIFFANY CRAIG	24
1996	PAIGE COOK	28
1997	JESSICA CROSSER	31
1998	JESSICA CROSSER	28
1999	MELISSA RUDY	38
2000	TRACY FRYER	23
2001	TRACY FRYER	34
2002	KENDRA KOSCO	31
2003	KENDRA KOSCO	24
2004	NICOLE DAVIS	29
2005	NICOLE DAVIS	26
2006	ASHLEY MYATT	32
2007	PAIJ LINTZ	30
	ASHLEY MYATT	30
2008	KARA HARPER	26
2009	KARA HARPER	31
2010	PAIJ LINTZ	38
2011	CHELSEA JONES	40
2012	CHELSEA JONES	47
2013	CASEY VINCENT	31
2014	ELIZABETH WIEGAND	31
2015	ELIZABETH WIEGAND	26
2016	BROOKE KENNEDY	36
2017	BROOKE KENNEDY	34
2018	CAITLIN KARO	27

INNINGS PITCHED

1994	TIFFANY CRAIG	134.0
1995	TIFFANY CRAIG	136.1
1996	PAIGE COOK	152.0
1997	JESSICA CROSSER	160.1
1998	JESSICA CROSSER	140.0
1999	MELISSA RUDY	178.1
2000	TRACY FRYER	114.2
2001	MOLLY MCKINNEY	166.1
2002	KENDRA KOSCO	176.1
2003	KENDRA KOSCO	144.2
2004	NICOLE DAVIS	158.2
2005	NICOLE DAVIS	158.1
2006	ASHLEY MYATT	163.2
2007	ASHLEY MYATT	117.0
2008	KARA HARPER	135.0
2009	KARA HARPER	201.0
2010	PAIJ LINTZ	172.1
2011	CHELSEA JONES	162.1
2012	CHELSEA JONES	262.1
2013	CASEY VINCENT	176.2
2014	ELIZABETH WIEGAND	150.2
2015	ELIZABETH WIEGAND	135.2
2016	BROOKE KENNEDY	210.2
2017	BROOKE KENNEDY	189.2
2018	HANNAH RIDOLFI	181.0

STRIKEOUTS

1994	TIFFANY CRAIG	84
1995	PAIGE COOK	80
1996	PAIGE COOK	69
1997	JESSICA CROSSER	78
1998	JESSICA CROSSER	93
1999	MELISSA RUDY	63
2000	TRACY FRYER	78
2001	MOLLY MCKINNEY	82
2002	KENDRA KOSCO	192
2003	KENDRA KOSCO	112

2004	ALLISON BUCKLEY	80
2005	NICOLE DAVIS	153
2006	ASHTON STRODE	119
2007	ASHLEY MYATT	91
2008	KARA HARPER	94
2009	PAIJ LINTZ	104
2010	PAIJ LINTZ	174
2011	CHELSEA JONES	180
2012	CHELSEA JONES	199
2013	CASEY VINCENT	125
2014	ELIZABETH WIEGAND	84
2015	ELIZABETH WIEGAND	63
2016	BROOKE KENNEDY	175
2017	BROOKE KENNEDY	144
2018	HANNAH RIDOLFI	67

WINS

1994	PAIGE COOK	11
1995	PAIGE COOK	11
1996	PAIGE COOK	11
1997	JESSICA CROSSER	15
1998	JESSICA CROSSER	11
1999	MELISSA RUDY	3
2000	TRACY FRYER	10
2001	TRACY FRYER	6
2002	KENDRA KOSCO	16
2003	KENDRA KOSCO	12
2004	NICOLE DAVIS	17
2005	NICOLE DAVIS	17
2006	ASHLEY MYATT	14
2007	ASHLEY MYATT	9
2008	ASHTON STRODE	11
2009	KARA HARPER	20
2010	PAIJ LINTZ	25
2011	CHELSEA JONES	16
2012	CHELSEA JONES	28
2013	KENZI TATE	20
2014	ELIZABETH WIEGAND	11
2015	ELIZABETH WIEGAND	12
2016	BROOKE KENNEDY	17
2017	BROOKE KENNEDY	23
2018	CAITLIN KARO	16

ERA

1997	JESSICA CROSSER	1.57
1998	JESSICA CROSSER	1.80
1999	MELISSA RUDY	7.58
2000	JENNIFER ROBISON	1.46
2001	TRACY FRYER	2.64
2002	KENDRA KOSCO	1.79
2003	NICOLE DAVIS	1.60
2004	ALLISON BUCKLEY	1.65
2005	NICOLE DAVIS	1.50
2006	KARA HARPER	1.97
2007	PAIJ LINTZ	1.74
2008	PAIJ LINTZ	2.31
2009	KARA HARPER	1.95
2010	KATE VANDERHAM	1.65
2011	CHELSEA JONES	2.24
2012	CHELSEA JONES	2.45
2013	AUTUMN GLENN	1.85
2014	BROOKE KENNEDY	1.96
2015	ELIZABETH WIEGAND	2.94
2016	BROOKE KENNEDY	2.16
2017	SARA HOOTEN	2.57
2018	HANNAH RIDOLFI	2.48

TEAM HITTING RECORDS

<u>GAMES</u>	<u>RUNS BATTED IN</u>
1.....63.....2007	1.....291.....2010
2.....62.....2009	2.....268.....2017
3.....62.....2006	3.....255.....2009
4.....61.....2012	4.....241.....2004
.....61.....2004	5.....239.....2012

<u>BATTING AVERAGE</u>	<u>TOTAL BASES</u>
1......314.....1992	1.....774.....2010
2......311.....2010	2.....705.....2009
3......295.....2017	3.....664.....2007
4......277.....2015	4.....663.....2004
......277.....2009	5.....649.....2012

<u>AT BATS</u>	<u>SLUGGING PCT</u>
1.....1720.....2007	1......518.....2010
2.....1633.....2004	2......441.....2015
3.....1609.....2012	3......438.....2009
4.....1608.....2009	4......428.....2005
5.....1582.....2006	5......422.....2013

<u>RUNS</u>	<u>WALKS</u>
1.....322.....2010	1.....180.....2015
2.....314.....2017	2.....177.....2012
3.....281.....2009	3.....172.....2010
4.....273.....2012	4.....164.....2013
5.....272.....2013	5.....163.....2016

<u>HITS</u>	<u>HIT BY PITCH</u>
1.....466.....2007	1.....50.....2017
2.....464.....2010	2.....45.....2013
3.....456.....2017	3.....34.....2018
4.....449.....2004	4.....34.....2002
5.....409.....2011	5.....32.....2014
.....409.....2008	

<u>SINGLES</u>	<u>STRIKEOUTS</u>
1.....399.....2006	1.....324.....2006
2.....384.....2005	2.....302.....2007
3.....349.....2007	3.....296.....2014
4.....344.....2017	4.....273.....2013
5.....324.....2004	5.....259.....2005

<u>RUNS PER GAME</u>	<u>SACRIFICES</u>
1.....6.17.....2002	1.....65.....2017
2.....5.55.....2010	2.....58.....2018
3.....5.32.....201758.....2013
4.....4.77.....201358.....2004
5.....4.70.....2015	5.....55.....2009

<u>HITS PER GAME</u>	<u>STOLEN BASE</u>
1.....8.28.....1992	1.....148.....2017
2.....7.92.....2010	2.....132.....2018
3.....7.73.....2017	3.....125.....2016
4.....7.36.....2004	4.....96.....2013
5.....7.18.....2009	5.....95.....2011

<u>EXTRA BASE HITS</u>	<u>PUT OUTS</u>
1.....161.....2010	1.....1290.....2007
2.....142.....2009	2.....1277.....2009
3.....125.....2012	3.....1263.....2004
4.....123.....2013	4.....1255.....2006
5.....121.....2015	5.....1231.....2012
.....121.....2005	

<u>DOUBLES</u>	<u>ASSISTS</u>
1.....83.....2010	1.....613.....2009
2.....79.....2009	2.....593.....2004
3.....71.....2012	3.....577.....2013
4.....70.....2015	4.....534.....2014
.....70.....2006	5.....496.....2018

<u>TRIPLES</u>	<u>ERRORS</u>
1.....17.....2007	1.....110.....1999
2.....16.....2012	2.....107.....2004
.....16.....1992	3.....106.....1998
4.....13.....2013	4.....103.....2001
.....13.....1994	5.....90.....1996
.....13.....2005	

<u>HOME RUNS</u>	<u>FIELDING PCT</u>
1.....71.....2010	1......973.....2015
2.....55.....2009	2......972.....2009
3.....51.....2013	3......970.....2008
4.....44.....2005	4......969.....2018
5.....42.....2011	5......968.....2016
.....42.....2004	

INDIVIDUAL SINGLE GAME RECORDS

AT BATS

6 11 OCCASIONS

RUNS

4	RENATE MECKL VS. IONA	3/11/17
4	LAUREN MYERS AT AUSTIN PEAY	4/2/16
4	JESSIE DOUGLAS AT AUSTIN PEAY	4/2/16
4	CARLY GONZALES VS. EVANSVILLE	3/18/15
4	LINSEY MOFFIT VS. PENNSYLVANIA	3/15/02

HITS

4	RENATE MECKL VS. IONA	3/11/17
4	JODIE DUNCAN VS. WESTERN MICHIGAN	2/24/17
4	RENATE MECKL VS. IONA	3/11/17
4	CARLY GONZALES VS. EVANSVILLE	3/18/15
4	ALICIA HANSEN VS. SOUTHEASTERN LOUISIANA	2/7/15
4	KENZI TATE VS. DETROIT MERCY	3/5/13
4	LEAH TAYLOR VS. MIDDLE TENNESSEE STATE	2/22/13
4	LEAH TAYLOR VS. NORTHERN COLORADO	2/10/12
4	SAVANNAH ROBERTS AT SOUTHEAST MISSOURI	4/26/08
4	MEGAN WILLIAMS VS. SAINT LOUIS	2/16/08
4	BRITTANY NASH VS. DAKOTA WESLEYAN	3/9/07
4	ANGELA BAIZE VS. AUSTIN PEAY	5/8/04
4	KRISTIN RUNYAN VS. FAIRFIELD	3/18/04
4	JENNIFER YOUNG VS. SOUTHEAST MISSOURI	5/13/04
4	DEVEN WILSON VS. MURRAY STATE	3/15/14
4	TAYLOR MANNING VS. EVANSVILLE	4/2/14

RBI

7	CARLY GONZALES VS. EVANSVILLE	3/18/15
---	-------------------------------	---------

DOUBLES

3	JENNY BAIN VS. VALPARAISO	2/25/12
3	SAVANNAH ROBERTS VS. MID-CONTINENT	4/29/08
3	BRIDGETTE BAKER VS. SIU EDWARDSVILLE	3/14/94
3	CASEY VINCENT VS. AUSTIN PEAY	5/3/14

TRIPLES

2	ASHLEY BENBOW VS. TENNESSEE STATE	5/5/07
---	-----------------------------------	--------

HOME RUNS

3	CARLY GONZALES VS. EVANSVILLE	3/18/15
---	-------------------------------	---------

TOTAL BASES

13	CARLY GONZALES VS. EVANSVILLE	3/18/15
----	-------------------------------	---------

WALKS

3 19 OCCASIONS

STOLEN BASES

4	LAUREN MYERS VS. FAIRLEIGH DICKINSON	2/25/17
4	LEAH TAYLOR VS. SOUTHERN ILLINOIS	4/10/13
4	LEAH TAYLOR VS. TENNESSEE STATE	3/19/11
4	BRANDY WHALEN AT TENNESSEE STATE	3/25/05

ASSISTS

10	MEGAN VAN ARSDALE AT MOREHEAD STATE	3/15/08
----	-------------------------------------	---------

PUTOUTS

17	JENNIFER DEVERELL VS. AUSTIN PEAY	4/7/93
----	-----------------------------------	--------

EARNED RUNS ALLOWED

18	MELISSA RUDY VS. EASTERN ILLINOIS	4/24/99
----	-----------------------------------	---------

INNINGS PITCHED

12	KENDRA KOSCO VS. TENNESSEE TECH	4/18/03
----	---------------------------------	---------

STRIKEOUTS PITCHING

15	CHELSEA JONES VS. NORTHERN IOWA	2/25/11
----	---------------------------------	---------

WALKS ALLOWED

12	MELISSA RUDY VS. AUSTIN PEAY	4/13/99
----	------------------------------	---------

HITS ALLOWED

14	ASHTON STRODE VS. EASTERN KENTUCKY	4/12/08
----	------------------------------------	---------

RUNS ALLOWED

14	NICOLE DAVIS VS. WISCONSIN	2/28/04
----	----------------------------	---------

TEAM PITCHING RECORDS

<u>WINS</u>	<u>WALKS</u>
1.....47.....2010	1.....214.....1999
2.....40.....2004	2.....155.....2017
3.....39.....2017	3.....152.....2014
.....39.....2012	4.....148.....2011
5.....38.....2009	5.....143.....2015

<u>LOSSES</u>	<u>EARNED RUNS</u>
1.....45.....2001	1.....275.....1999
2.....42.....1999	2.....215.....2007
3.....33.....2002	3.....219.....2012
4.....32.....2018	4.....182.....2015
5.....28.....2003	5.....171.....2017

<u>ERA</u>	<u>STRIKEOUTS</u>
1.....1.96.....1993	1.....340.....2011
2.....2.10.....2005	2.....332.....2005
3.....2.11.....1992	3.....325.....2010
4.....2.13.....2009	4.....323.....2002
5.....2.18.....2010	5.....321.....2007

<u>COMPLETE GAMES</u>	<u>DOUBLES ALLOWED</u>
1.....44.....2009	1.....88.....1999
2.....41.....2002	2.....76.....2007
3.....40.....2012	3.....70.....2001
4.....40.....1994	4.....65.....2009
5.....39.....1995	5.....63.....2004

<u>SHUTOUTS</u>	<u>TRIPLES ALLOWED</u>
1.....14.....2010	1.....25.....1999
.....14.....2005	2.....15.....1995
3.....12.....2004	3.....12.....1998
.....12.....2007	4.....10.....2014
5.....11.....200210.....2000
.....11.....2006	

<u>SAVES</u>	<u>HOME RUNS ALLOWED</u>
1.....7.....2013	1.....42.....2012
2.....5.....2006	2.....40.....2006
.....5.....2007	3.....37.....2017
3.....3.....4 Tied37.....2015
37.....2007

<u>INNINGS PITCHED</u>	<u>OPP AVERAGE</u>
1.....430.0.....2007	1......220.....2005
2.....425.2.....2009	2......222.....1994
3.....421.0.....2004	3......233.....2006
4.....418.1.....2006	4......236.....1993
5.....400.1.....2002	5......237.....1998

<u>HITS ALLOWED</u>	<u>WILD PITCHES</u>
1.....449.....1999	1.....95.....1999
2.....448.....2007	2.....32.....1998
3.....423.....2001	3.....27.....2014
4.....415.....2004	4.....26.....1997
5.....410.....201226.....2011

<u>RUNS ALLOWED</u>	<u>HIT BATTERS</u>
1.....309.....1999	1.....44.....2011
2.....251.....2001	2.....42.....2012
3.....219.....2012	3.....33.....2017
4.....215.....2007	4.....30.....2009
5.....214.....2015	5.....27.....2007

PITCHING RECORDS

VICTORIES				STRIKEOUTS			
1.	28	CHELSEA JONES	2012	10.	12	KARA HARPER	2008
2.	23	BROOKE KENNEDY	2017	12	12	KATE VANDERHAM	2011
3.	20	KENZI TATE	2013				
20		KARA HARPER	2009	1.	199	CHELSEA JONES	2012
5.	17	BROOKE KENNEDY	2016	2.	192	KENDRA KOSCO	2002
17		NICOLE DAVIS	2004	3.	180	CHELSEA JONES	2011
17		NICOLE DAVIS	2005	4.	175	BROOKE KENNEDY	2016
8.	16	CAITLIN KARO	2018	5.	174	PAIJ LINTZ	2010
16		CHELSEA JONES	2011	6.	153	NICOLE DAVIS	2005
16		KENDRA KOSCO	2002	7.	144	BROOKE KENNEDY	2017

EARNED RUN AVERAGE

1.	1.35	PAIJ LINTZ	2007
2.	1.46	JENNIFER ROBINSON	2000
3.	1.50	NICOLE DAVIS	2005
4.	1.57	JESSICA CROSSER	1997
5.	1.60	NICOLE DAVIS	2003
6.	1.63	TIFFANY CRAIG	1992
7.	1.65	KATE VANDERHAM	2010
1.65		TRACY FRYER	2000
1.65		ALLISON BUCKLEY	2004
10.	1.74	KENDRA KOSCO	2003

APPEARANCES

1.	47	CHELSEA JONES	2012
2.	40	CHELSEA JONES	2011
3.	38	PAIJ LINTZ	2010
38		MELISSA RUDY	1999
5.	36	BROOKE KENNEDY	2016
6.	34	BROOKE KENNEDY	2017
34		TRACY FRYER	2001
8.	33	MOLLY MCKINNEY	2001
9.	32	ASHLEY MYATT	2006
10.	31	5 TIED	

GAMES STARTED

1.	39	CHELSEA JONES	2012
2.	32	BROOKE KENNEDY	2016
3.	31	BROOKE KENNEDY	2017
4.	30	CHELSEA JONES	2011
30		MELISSA RUDY	1999
6.	29	CASEY VINCENT	2013
29		PAIJ LINTZ	2010
29		KARA HARPER	2009
9.	27	CAITLIN KARO	2018
10.	26	HANNAH RIDOLFI	2018
26		TRACY FRYER	2001
26		KENDRA KOSCO	2002

MOST WALKS ALLOWED

1.	154	MELISSA RUDY	1999
2.	66	KENZI TATE	2013
3.	63	HANNAH RIDOLFI	2018
4.	61	BROOKE KENNEDY	2016
5.	57	PAIJ LINTZ	2010
6.	56	BROOKE KENNEDY	2017
56		CHELSEA JONES	2012
8.	55	JENNIFER ROBINSON	1998
9.	52	KARA HARPER	2009
52		MOLLY MCKINNEY	2001

HIT BATTER

1.	29	CHELSEA JONES	2012
2.	20	CHELSEA JONES	2011
3.	19	BROOKE KENNEDY	2017
4.	18	BROOKE KENNEDY	2016
5.	15	MELISSA RUDY	1999
6.	14	ELIZABETH WIEGAND	2015
7.	13	CASEY VINCENT	2013
13		KARA HARPER	2009
13		PAIJ LINTZ	2009

COMPLETE GAMES

1.	33	CHELSEA JONES	2012
2.	24	BROOKE KENNEDY	2016
24		MELISSA RUDY	1999
24		KARA HARPER	2009
5.	21	BROOKE KENNEDY	2017
21		KENDRA KOSCO	2002
7.	20	CAITLIN KARO	2018
20		PAIGE COOK	1994
20		TIFFANY CRAIG	1994
20		TRACY FRYER	2001
20		KENDRA KOSCO	2003

INNINGS PITCHED

1.	262.1	CHELSEA JONES	2012
2.	210.2	BROOKE KENNEDY	2016
3.	201.0	KARA HARPER	2009
4.	189.2	BROOKE KENNEDY	2017
5.	181.0	HANNAH RIDOLFI	2018
6.	178.1	MELISSA RUDY	1999
7.	176.2	CASEY VINCENT	2013
8.	176.1	KENDRA KOSCO	2002
9.	170.2	CAITLIN KARO	2018
166.1		MOLLY MCKINNEY	2001

SAVES

1.	3	BROOKE KENNEDY	2014
3		AUTUMN GLENN	2013
3		CHELSEA JONES	2012
2.	2	KENZI TATE	2013
2		CASEY VINCENT	2013
2		CHELSEA JONES	2011
2		PAIJ LINTZ	2010
2		PAIJ LINTZ	2009
2		ASHLEY MYATT	2006
2		ASHLEY MYATT	2007
2		PAIJ LINTZ	2007
2		PAIJ LINTZ	2008
2		HOLLY TEMPLETON	2006

NO HITTERS

1.	2	CINDY BRINGLE	1991
2.	1	ALYSSA VANLANDINGHAM	2017
1		KATE VANDERHAM	2010
1		TIFFANY CRAIG	1995
1		MEGAN MIZELL	2005
1		ASHTON STRODE	2007

PERFECT GAMES

1		MEGAN MIZELL	2005
1		ASHTON STRODE	2007

GAMES PLAYED

1.	63	MEGAN VAN ARSDALE	2007
2.	62	LAURA ROBERTS	2007
62		JUSTINE PINEDA	2006
62		BRANDY WHALEN	2006
62		ASHLEY BENBOW	2006
62		LAURA ROBERTS	2009
62		MEGAN WILLIAMS	2009
62		MEGAN VAN ARSDALE	2009
9.	61	LEAH TAYLOR	2012
61		KAYLA WADE	2012
61		JENNY BAIN	2012

BATTING AVERAGE

1.	.429	LORI DEVERELL	1992
2.	.409	JACKIE DAVIDSON	1992
3.	.398	JENNIFER YOURN	2004
4.	.394	JESSICA CROSSER	1998
5.	.386	BECKY YOUNG	1992
6.	.385	LEAH TAYLOR	2012
7.	.378	MEGAN MIZELL	2005
8.	.376	CARLY GONZALES	2017
9.	.375	MEGAN WILLIAMS	2010
10.	.372	CARLY GONZALES	2016
.372		JANEE' HEATH	1995

AT BATS

1.	200	LEAH TAYLOR	2012
2.	199	JENNY BAIN	2009
3.	198	MEGAN WILLIAMS	2009
4.	196	JENNY BAIN	2012
196		BRITTANY NASH	2007
6.	195	LAURA ROBERTS	2007
7.	194	BRANDY WHALEN	2006
8.	192	MEGAN WILLIAMS	2010
9.	191	MEGAN WILLIAMS	2009
10.	190	ASHLEY BENBOW	2007

RUNS SCORED

1.	67	JESSICA CROSSER	2002
2.	61	LEAH TAYLOR	2012
3.	53	CARLY GONZALES	2017
4.	51	LEAH TAYLOR	2011
5.	50	LEAH TAYLOR	2013
6.	48	KAYLA WADE	2012
7.	43	JORDAN GARRETT	2010
8.	42	JENNY BAIN	2009
9.	41	CARLY GONZALES	2015
41		JENNY BAIN	2010

HITS

1.	77	LEAH TAYLOR	2012
2.	72	MEGAN WILLIAMS	2010
72		JENNIFER YOUNG	2004
4.	68	MEGAN WILLIAMS	2009
5.	67	ASHLEY BENBOW	2007
6.	65	KAYLA WADE	2012
7.	64	CARLY GONZALES	2017
64		JODIE DUNCAN	2017
64		JENNY BAIN	2009
10.	63	BRITTANY NASH	2007

DOUBLES

1.	18	CARLY GONZALES	2015
2.	15	JENNY BAIN	2012
15		JENNIFER YOUNG	2005
4.	14	AMANDA BRANDENBURG	2011
14		JENNY BAIN	2011
14		JENNIFER YOUNG	2004
14		ASHLEY BENBOW	2007
8.	13	MEGAN VAN ARSDALE	2007
13		MEGAN WILLIAMS	2009
13		JENNY BAIN	2009

SEASON RECORDS

TRIPLES

1.	10	LEAH TAYLOR	2012
2.	8	KAYLA WADE	2013
8		ASHLEY BENBOW	2007
4.	7	LEAH TAYLOR	2011
2.	6	JENNIFER YOUNG	2004
6.	5	KAYLA WADE	2012
7.	4	MEGAN WILLIAMS	2007
4		MEGAN WILLIAMS	2009
8.	3	CARLY GONZALES	2017
3		KENZI TATE	2015
3		KAYLA WADE	2014

BASE ON BALLS

1.	39	LAUREN SMITH	2013
2.	35	LAUREN SMITH	2012
35		KATE VANDERHAM	2010
4.	34	CARLY GONZALES	2017
5.	33	LAUREN SMITH	2014
6.	32	LEAH TAYLOR	2013
7.	29	CARLY GONZALES	2016
8.	28	KENZI TATE	2015
9.	25	JENNY BAIN	2009
10.	24	LAURA ROBERTS	2010

HIT BY PITCH

1.	14	CARLY GONZALES	2017
14		KAYLA WADE	2013
14		NICOLE DAVIS	2002
4.	12	SAMANTHA MCCLURE	2015
5.	10	RENATE MECKL	2016
6.	8	JODIE DUNCAN	2018
8		KAYLA WADE	2012
8		SARAH DAWES	2004
7		LEAH TAYLOR	2011
10	6	LAUREN SMITH	2014
6		BECCA WILLIAMS	2012
6		JUSTINE PINEDA	2006
6		MEGAN VAN ARSDALE	2007

STRIKEOUTS

1.	50	ANGELA BAIZE	2004
2.	48	STACEY WEAVER	2007
3.	47	KIM JONES	1994
4.	46	KAYLA WADE	2013
5.	44	KAYLA WADE	2014
6.	41	JUSTINE PINEDA	2006
41		STACEY WEAVER	2006
8.	40	CHRISTA WEBB	2006
40		EMILY WEBB	2006
10.	39	LEAH TAYLOR	2011
39		EMILY WEBB	2004

RUNS BATTED IN

1.	56	KENZI TATE	2013
2.	54	JENNY BAIN	2012
3.	48	JODIE DUNCAN	2017
4.	45	JENNY BAIN	2010
5.	42	LAURA ROBERTS	2009
6.	41	KATIE WARRICK	2016
41		JUSTINE PINEDA	2006
8.	39	LAURIE LINDOW	2010
39		KENZI TATE	2015
38		LAURA ROBERTS	2010

TOTAL BASES

1.	126	LEAH TAYLOR	2012
2.	124	MEGAN WILLIAMS	2010
3.	119	JENNY BAIN	2009
119		JENNIFER YOUNG	2004
5.	112	KENZI TATE	2013
6.	106	JENNY BAIN	2010
7.	103	ASHLEY BENBOW	2007
8.	101	JODIE DUNCAN	2017
101		LAURA ROBERTS	2007
10.	100	CARLY GONZALES	2015

SACRIFICE HITS

1.	17	CHELSEA CARV	2010
2.	16	SAVANNAH DODSON	2018
3.	15	GREER LONG	2009
4.	14	LAUREN MYERS	2016
5.	13	GREER LONG	2008
6.	12	LAUREN MYERS	2017
12		CHELSEA CARV	2009
12		ALICIA HALEY	1998
12		ANDREA MROZINSKI	2002
10.	11	SAVANNAH DODSON	2017

SLUGGING PERCENTAGE

1.	.711	JANEE' HEATH	1995
2.	.684	BECCA WILLIAMS	2010
3.	.659	KENZI TATE	2013
4.	.657	JENNIFER YOUNG	2004
5.	.646	MEGAN WILLIAMS	2010
.646		CINDY STURGILL	1996
7.	.630	LEAH TAYLOR	2012
8.	.628	KENZI TATE	2015
9.	.606	BECKY YOUNG	1992
10.	.598	JENNY BAIN	2009

STOLEN BASES

1.	41	CARLY GONZALES	2017
2.	39	LEAH TAYLOR	2013
3.	37	LEAH TAYLOR	2012
4.	34	LEAH TAYLOR	2011
5.	32	KAYLA WADE	2013
6.	28	JENNIFER YOUNG	2004
7.	27	SAVANNAH DODSON	2017
8.	25	BRANDY WHALEN	2005
9.	24	BRANDY WHALEN	2004
10.	23	SAVANNAH DODSON	2018
23		KAYLA WADE	2014

CAREER RECORDS

GAMES PLAYED

1. 238	JENNY BAIN	2009-12
2. 236	LAURA ROBERTS	2007-10
3. 235	MEGAN VAN ARSDALE	2007-10
4. 233	MEGAN WILLIAMS	2007-10
5. 214	SAVANNAH ROBERTS	2006-09
6. 213	KAYLA WADE	2011-14
213	FALLON LOWERY	2006-07
8. 210	GREER LONG	2006-09
9. 209	JODIE DUNCAN	2015-18
209	NICOLE DAVIS	2002-05

BATTING AVERAGE

1. .387	BRIDGETTE BAKER	1994-97
2. .353	CARLY GONZALES	2014-17
3. .345	ASHLEY BENBOW	2007-08
4. .341	JESSICA CROSSER	1996-98
5. .336	KALAH MATHIS	2010
6. .335	JUSTINE PINEDA	2006
7. .327	MEGAN WILLIAMS	2007-10
8. .320	LEAH TAYLOR	2011-13
9. .313	JENNY BAIN	2009-12
10. .312	KATE VANDERHAM	2010-11

AT BATS

1. 849	BRANDY WHALEN	2003-06
2. 787	JENNIFER YOUNG	2003-06
3. 763	NICOLE DAVIS	2002-05
4. 758	JENNY BAIN	2009-12
5. 721	MEGAN WILLIAMS	2007-10
6. 707	LAURA ROBERTS	2007-10
7. 659	MEGAN VAN ARSDALE	2007-10
8. 620	SAVANNAH ROBERTS	2006-09
9. 614	CARLY GONZALES	2014-17
10. 608	KRISTIN RUNYAN	2003-05

RUNS SCORED

1. 162	LEAH TAYLOR	2011-13
2. 147	CARLY GONZALES	2014-17
3. 142	JENNY BAIN	2009-12
4. 126	LAURA ROBERTS	2007-10
5. 124	KAYLA WADE	2011-14
6. 123	MEGAN WILLIAMS	2007-10
7. 110	BRANDY WHALEN	2003-06
8. 103	MEGAN VAN ARSDALE	2007-10
9. 102	JENNIFER YOUNG	2003-06
10. 93	KRISTIN RUNYAN	2003-05

HITS

1. 237	JENNY BAIN	2009-12
2. 236	MEGAN WILLIAMS	2007-10
3. 217	CARLY GONZALES	2014-17
4. 214	LAURA ROBERTS	2007-10
4. 193	JENNIFER YOUNG	2003-06
5. 191	SAVANNAH ROBERTS	2006-09
6. 189	BRANDY WHALEN	2003-06
7. 181	MEGAN VAN ARSDALE	2007-10
8. 173	JODIE DUNCAN	2015-18
173	LEAH TAYLOR	2011-13
173	PAIGE COOK	1994-97

SINGLES

1. 175	PAIGE COOK	1994-97
2. 168	BRIDGETTE BAKER	1994-97
3. 162	MEGAN WILLIAMS	2007-10
162	BRANDY WHALEN	2003-06
5. 154	CARLY GONZALES	2014-17
6. 143	JENNY BAIN	2009-12
7. 142	APRIL LEATHERWOOD	1997-00
8. 140	LAURA ROBERTS	2007-10
9. 139	SAVANNAH ROBERTS	2006-09
10. 131	CHELSEA CARV	2008-11

DOUBLES

1. 54	JENNY BAIN	2009-12
2. 51	JENNIFER YOUNG	2003-05
3. 44	CARLY GONZALES	2014-17
4. 40	LAURA ROBERTS	2007-10
5. 38	MEGAN VAN ARSDALE	2007-10
38	MEGAN WILLIAMS	2007-10
7. 36	NICOLE DAVIS	2002-05
8. 33	BRIDGETTE BAKER	1994-97
9. 32	JODIE DUNCAN	2015-18
32	KENZI TATE	2012-15
32	KRISTIN RUNYAN	2003-05

TRIPLES

1. 18	LEAH TAYLOR	2011-13
2. 16	KAYLA WADE	2011-14
3. 11	MEGAN WILLIAMS	2007-10
4. 10	JENNIFER YOUNG	2003-06
10	ASHLEY BENBOW	2007-08
6. 8	JESSICA CROSSER	1996-98
8	ASHLEY BENBOW	2007
7. 7	CARLY GONZALES	2014-17
7	BRIDGETTE BAKER	1994-97
9. 5	5 TIED	

HOME RUNS

1. 40	JENNY BAIN	2009-12
2. 33	LAUREN SMITH	2012-15
3. 29	LAURA ROBERTS	2007-10
4. 27	KENZI TATE	2012-15
27	LEAH TAYLOR	2011-13
6. 25	MEGAN WILLIAMS	2007-10
7. 24	MEGAN VAN ARSDALE	2007-10
8. 21	NICOLE DAVIS	2002-05
21	KRISTIN RUNYAN	2003-05
10. 18	RENAME MECKL	2014-17
18	SAVANNAH ROBERTS	2006-09

RUNS BATTED IN

1. 170	JENNY BAIN	2009-12
2. 132	LAURA ROBERTS	2007-10
3. 120	KENZI TATE	2012-15
4. 117	MEGAN WILLIAMS	2007-10
5. 112	LAUREN SMITH	2012-15
6. 110	SAVANNAH ROBERTS	2006-09
7. 108	JODIE DUNCAN	2015-18
8. 105	LAURIE LINDOW	2007-11
9. 104	NICOLE DAVIS	2002-05
10. 102	MEGAN VAN ARSDALE	2007-10

TOTAL BASES

1. 411	JENNY BAIN	2009-12
2. 371	MEGAN WILLIAMS	2007-10
3. 351	LAURA ROBERTS	2007-10
4. 311	CARLY GONZALES	2014-17
5. 306	LEAH TAYLOR	2011-13
6. 291	MEGAN VAN ARSDALE	2007-10
7. 287	JENNIFER YOUNG	2003-06
8. 278	NICOLE DAVIS	2002-05
9. 273	KENZI TATE	2012-15
10. 276	SAVANNAH ROBERTS	2006-09

SLUGGING PERCENTAGE

1. .630	JANE' HEATH	1995-96
2. .564	AMANDA BRANDENBURG	2011
3. .548	JENNY BAIN	2009-12
4. .567	LEAH TAYLOR	2011-13
5. .532	KENZI TATE	2012-15
6. .529	LAUREN SMITH	2012-15
7. .515	MEGAN WILLIAMS	2007-10
8. .511	ASHLEY BENBOW	2007-08
10. .507	CARLY GONZALES	2014-17

BASE ON BALLS

1. 125	LAUREN SMITH	2012-15
2. 90	CARLY GONZALES	2014-17
3. 82	KENZI TATE	2012-15
4. 76	LEAH TAYLOR	2011-13
5. 71	JENNY BAIN	2009-12
6. 61	LAURA ROBERTS	2007-10
7. 58	CHELSEA CARV	2008-11
8. 56	MEGAN VAN ARSDALE	2007-10
9. 55	JENNIFER YOUNG	2002-06
10. 50	ALLI FULCHER	2016-P
50	MEGAN WILLIAMS	2007-10
50	KRISTIN RUNYAN	2003-05

HIT BY PITCH

1. 29	SAM MCCLURE	2012-15
2. 27	KAYLA WADE	2011-14
3. 26	NICOLE DAVIS	2002-05
4. 23	CARLY GONZALES	2014-17
5. 19	JODIE DUNCAN	2015-18
19	LEAH TAYLOR	2011-13
7. 16	RENAME MECKL	2014-17
8. 15	MEGAN VAN ARSDALE	2007-10
9. 14	LAURA ROBERTS	2007-10
14	SARAH DAWES	2001-04

STRIKEOUTS

1. 164	KIM JONES	1993-96
2. 125	KAYLA WADE	2011-14
3. 122	EMILY WEBB	2003-06
4. 118	ANGELA BAIZE	2001-04
5. 114	NICOLE DAVIS	2002-05
6. 101	BRANDY WHALEN	2003-06
7. 95	SAVANNAH DODSON	2015-18
8. 92	AMY HARCLERODE	1999-02
9. 91	RENAME MECKL	2014-17
10. 89	GREER LONG	2006-09
89	STACEY WEAVER	2006-07

SACRIFICE HITS

1. 42	GREER LONG	2006-09
2. 41	SAVANNAH DODSON	2015-18
3. 40	CHELSEA CARV	2008-11
4. 33	LAUREN MYERS	2016-18
5. 25	ALICIA HALEY	1997-00
6. 23	SAMANTHA MCCLURE	2012-15
23	ANGELA BAIZE	2001-04
8. 22	JENNIFER ROBISON	1997-01
22	BRANDY WHALEN	2003-06
22	FALLON LOWERY	2004-07

STOLEN BASES

1. 110	LEAH TAYLOR	2011-13
2. 88	CARLY GONZALES	2014-17
3. 82	BRANDY WHALEN	2003-06
4. 76	SAVANNAH DODSON	2015-18
5. 75	KAYLA WADE	2011-14
6. 67	ALICIA HANSEN	2015-18
7. 66	JENNIFER YOUNG	2003-06
8. 46	CHELSEA CARV	2008-11
9. 44	LAUREN MYERS	2016-18
10. 32	MEGAN WILLIAMS	2007-10

EXTRA BASE HITS

1. 94	JENNY BAIN	2009-12
2. 74	LAURA ROBERTS	2007-10
3. 64	MEGAN WILLIAMS	2007-10
4. 63	CARLY GONZALES	2014-17
5. 62	KENZI TATE	2012-15
62	MEGAN VAN ARSDALE	2007-10
62	JENNIFER YOUNG	2003-06
8. 61	LEAH TAYLOR	2011-13
9. 50	LAUREN SMITH	2012-15
10. 48	SAVANNAH ROBERTS	2006-09

PITCHING RECORDS

VICTORIES

1. 56	CHELSEA JONES	2009-12
2. 51	BROOKE KENNEDY	2014-17
51	PAIJ LINTZ	2007-10
4. 45	NICOLE DAVIS	2002-05
5. 41	KARA HARPER	2006-09
6. 39	TIFFANY CRAIG	1992-95
7. 37	PAIGE COOK	1994-97
8. 35	CASEY VINCENT	2012-15
9. 33	JESSICA CROSSER	1996-98
10. 30	ASHTON STRODE	2006-08

WIN LOSS PERCENTAGE

1. .680	PAIJ LINTZ	2007-10
2. .662	BROOKE KENNEDY	2014-17
3. .655	KATE VANDERHAM	2010-11
4. .651	KENZI TATE	2012-15
5. .643	CHELSEA JONES	2009-12
6. .619	AMANDA BRANDENBURG	2011-12
7. .596	KENDRA KOSCO	2002-03
8. .586	KARA HARPER	2006-09
9. .575	ELIZABETH WIEGAND	2014-15
10. .535	ASHLEY MYATT	2006-07

EARNED RUN AVERAGE

1. 1.77	KENDRA KOSCO	2002-03
2. 2.01	PAIJ LINTZ	2007-10
3. 2.20	NICOLE DAVIS	2002-05
4. 2.22	ALLISON BUCKLEY	2002-05
5. 2.24	TRACY FRYER	2000-01
6. 2.33	JESSICA CROSSER	1996-98
7. 2.35	KARA HARPER	2006-09
8. 2.37	TIFFANY CRAIG	1992-95
9. 2.46	CHELSEA JONES	2009-12
10. 2.52	BROOKE KENNEDY	2014-17

APPEARANCES

1. 126	PAIGE COOK	1994-97
2. 121	PAIJ LINTZ	2007-10
3. 119	CHELSEA JONES	2009-12
4. 114	BROOKE KENNEDY	2014-17
5. 108	KARA HARPER	2006-09
6. 93	CASEY VINCENT	2012-15
7. 84	JESSICA CROSSER	1996-98
8. 79	TIFFANY CRAIG	1992-95
9. 73	ASHTON STRODE	2006-08
10. 62	ASHLEY MYATT	2006-07

GAMES STARTED

1. 91	CHELSEA JONES	2009-12
2. 76	PAIGE COOK	1994-97
3. 75	CASEY VINCENT	2012-15
75	PAIJ LINTZ	2007-10
5. 73	BROOKE KENNEDY	2014-17
73	TIFFANY CRAIG	1993-95
7. 72	KARA HARPER	2006-09
8. 55	ASHTON STRODE	2006-08
9. 50	KENDRA KOSCO	2002-03
10. 47	JESSICA CROSSER	1996-98

MOST WALKS ALLOWED

1. 172	MELISSA RUDY	1999-00
2. 171	BROOKE KENNEDY	2014-17
3. 165	CASEY VINCENT	2012-15
4. 153	KARA HARPER	2006-09
5. 152	PAIJ LINTZ	2007-10
6. 129	TIFFANY CRAIG	1992-95
7. 126	KENZI TATE	2012-15
8. 124	CHELSEA JONES	2009-12
9. 119	NICOLE DAVIS	2002-05
10. 106	JENNIFER ROBISON	1997-01

HIT BATTER

1. 56	CHELSEA JONES	2009-12
2. 44	BROOKE KENNEDY	2014-17
3. 37	PAIJ LINTZ	2007-10
4. 36	KARA HARPER	2006-09
5. 35	CASEY VINCENT	2012-15
6. 22	ELIZABETH WIEGAND	2014-15
7. 18	KATE VANDERHAM	2010-11
8. 17	ASHTON STRODE	2006-07
9. 16	KENDRA KOSCO	2002-03
10. 15	KENZI TATE	2012-15
15	MELISSA RUDY	1999-00

STRIKEOUTS

1. 476	CHELSEA JONES	2009-12
2. 432	PAIJ LINTZ	2007-10
3. 424	BROOKE KENNEDY	2014-17
4. 402	NICOLE DAVIS	2002-05
5. 309	CASEY VINCENT	2012-15
6. 304	KENDRA KOSCO	2002-03
7. 298	KARA HARPER	2006-09
8. 280	ASHTON STRODE	2006-08
9. 270	TIFFANY CRAIG	1992-95
10. 265	PAIGE COOK	1994-97

COMPLETE GAMES

1. 68	TIFFANY CRAIG	1992-95
2. 64	PAIGE COOK	1994-97
3. 60	CHELSEA JONES	2009-12
4. 48	BROOKE KENNEDY	2

• A •

Alfaro, Alexa (Util)	Bolingbrook, Ill.	2011
Aleshire, Kay (OF)	Clinton, Ky.	1985
Aycock, LaDon (OF)	Athens, Ala.	1990

• B •

Bain, Jenny (SS)	Hendersonville, Tenn.	2009-12
Baker, Bridgette (OF)	Camden, Tenn.	1994-97
Baker, Laurie (C/SS)	Dyersburg, Tenn.	1987
Baize, Angela (INF)	Drummonds, Tenn.	2001-04
Ballard, Reid (C/INF)	Seymour, Tenn.	2017
Barnard, Patty (2B/C/OF)	Troy, Tenn.	1987
Basile, Jenna (OF)	Hendersonville, Tenn.	2006
Baumann, Heidi (OF)	Clarksville, Tenn.	1991
Bell, Karen (IF/SS)	Waverly, Tenn.	1985
Benbow, Ashley (OF)	Memphis, Tenn.	2007-08
Bendle, Brianne (P)	Amsterdam, Ohio	1999
Berry, Cherity (C/3B)	Coulterville, Ill.	1996-97
Biggerstaff, Lydia (IB, 3B)	Nashville, Tenn.	2011-13
Bivens, Aalia (INF)	Martin, Tenn.	2018-19
Black, Amber (SS/2B)	Loudon, Tenn.	2002
Blanco, Kayla (OF)	Anaheim, Calif.	2015
Bollman, Blayn (OF)	Cartersville, Ill.	2008
Brandenburg, Amanda (P)	Camden, Tenn.	2011-12
Bringle, Cindy (P/IF/1B)	Covington, Tenn.	1988, 90-91
Britt, Jessie (INF)	Indianapolis, Ind.	2013-14
Brown, Jaclyn (C)	St. Joseph, Mo.	2004
Brown, Kristin (C/IF)	Livingston, Tenn.	1987
Brown, Lindsey (P)	Crossville, Tenn.	2005-06
Brown, Maghan (OF)	Waverly, Tenn.	2005-06
Buckley, Allison (P)	Wildwood, Mo.	2002-05
Burkett, Brittany (OF)	Eads, Tenn.	2007
Buttrey, Beth (C/UT)	Martin, Tenn.	2001-04
Byrd, Ashley (OF)	Martin, Tenn.	2007-10

• C •

Campbell, Gabbi (INF)	Brunswick, Ohio	2019
Carroll, Penny (3B/OF)	Hohenwald, Tenn.	1999-00
Cary, Chelsea (IF)	Erin, Tenn.	2008-11
Carter, Ashley (OF)	Murfreesboro, Tenn.	2006
Carter, Lori (OF)	Martin, Tenn.	1985
Chambers, Mahlon (3B)	Adamsville, Tenn.	1995
Chandler, Shana (C/OF)	Tilden, Ill.	1997
Chesney, Megan (3B)	Murfreesboro, Tenn.	2011-12
Chessor, Jennifer (OF)	Centerville, Tenn.	1998-99
Clark, Paige (OF)	Lafayette, Tenn.	2018-19
Clark, Sabrina (2B/OF)	Dyer, Tenn.	2000
Combs, Alexa (INF)	Crossville, Ill.	2016-17
Cook, Paige (P/SS/1B)	Covington, Tenn.	1994-97
Cordell, Lindsay (OF)	Cordova, Tenn.	2004
Cox, Michelle (3B/OF)	Atoka, Tenn.	1993
Craig, Tiffany (P)	Mascoutah, Ill.	1992-95
Crone, Charlie (INF)	Milan, Tenn.	2008
Crosser, Jessica (P/1B)	Waverly, Tenn.	1996-98
Cunningham, Patti (OF/1B)	Nashville, Tenn.	1986

• D •

Dacus, Leah (P/1B)	New Johnsonville, Tenn.	1998
Daniels, Sharon (C/OF)	Memphis, Tenn.	1988, 90-91
Darby, Magen (SS/1B)	Paris, Tenn.	2000
Daugherty, Kacie (OF)	South Fulton, Tenn.	2015-16
Davidson, Jackie (SS/3B)	Covington, Tenn.	1990-92
Davis, Kelsey (C)	Carmi, Ill.	2008
Davis, Nicole (P/1B)	Alpine, Calif.	2002-05
Daws, Sarah (C)	Brentwood, Tenn.	2001-04
Dawson, Nancy (Util)	Dickson, Tenn.	1992
Dempsey, Megan (3B)	Columbia, Tenn.	2003
Deverell, Lori (OF/1B/CF)	Covington, Tenn.	1990-93
Dickey, Kelsi (OF)	Mt. Juliet, Tenn.	2016
Dixon, Kelsey (OF)	O'Fallon, Mo.	2012-15
Doctor, Jennifer (IF)	Memphis, Tenn.	1990
Dodson, Kelle (1B/IF)	New Johnsonville, Tenn.	1986-87
Dodson, Savannah (INF)	Huntingdon, Tenn.	2015-18
Douglas, Jessie (INF)	Brookport, Ill.	2016-18
Driskell, Erin (OF/P)	Chatham, Ill.	2009-10
Duffett, Laura (3B/OF)	Memphis, Tenn.	1991
Duke, Erica (C)	Manchester, Tenn.	2009-12
Duncan, Jodie (INF)	Munford, Tenn.	2015-18
Dycus, Madelyn	Greenbrier, Tenn.	2018-19

• E •

Elam, Cindy (Util)	Munford, Tenn.	1986-88
Elliott, Beth (OF)	Dover, Tenn.	1999-02
Elliott, Petey (OF/SS)	Memphis, Tenn.	1985
Ellis, Jennifer (SS)	Springfield, Tenn.	1993
Endrizzi, Lacie (P)	Vienna, Ill.	2008

• F •

Fain, Halie (INF)	Georgetown, Ky.	2018
Fiegl, Lindsey (Util)	Chesterfield, Mo.	2012-15
Forgy, Jill (OF/2B)	Martin, Tenn.	1985
Fortner, Caroline (3B)	McKenzie, Tenn.	1998
Foster, Niki (1B/OF)	Hendersonville, Tenn.	1998-99
Frey, Linda (P)	Mt. Juliet, Tenn.	1992
Fryer, Tracy (P)	Steeleville, Ind.	2000-01
Fulcher, Alli (INF)	Hendersonville, Tenn.	2016-P

• G •

Gallagher, Erin (P)	Suwanee, Ga.	2019
Garrett, Jordan (Util)	Clovis, N.M.	2010-11
Garst, Kenna (C/OF)	Petersburg, Mich.	2019
Glass, Nikki (C/3B)	Covington, Tenn.	1993-94
Glenn, Autumn (P/3B)	Covington, Tenn.	2013-14
Glenn, Gabby (OF)	Covington, Tenn.	2014
Gonzales, Carly (OF)	Anaheim, Calif.	2014-17
Goodwin, Leigh Ann (1B)	Franklin, Tenn.	1993
Gore, Chelsey (INF)	Lexington, Tenn.	2019
Gourdier, Jessica (1B)	Mackinaw, Ill.	2009-10
Graham, Brooke (INF)	Lyles, Tenn.	2016
Graham, Stacey (1B)	Memphis, Tenn.	1988
Gray, Megan	Lafayette, Ind.	2011
Greenwood, Leevie (P)	Lebanon, Tenn.	2010
Greer, Jolynn (3B/SS)	Germantown, Tenn.	1990
Gwaltney, Tera (P)	Ripley, Tenn.	2007

• H •

Haley, Alicia (3B/2B/SS)	Friendship, Tenn.	1997-00
Hankins, Carrie (SS/OF)	Covington, Tenn.	1998
Hansen, Alicia (OF)	Miamisburg, Ohio	2015-18
Harclerode, Amy (3B/1B)	Tucson, Ariz.	1999-02
Harper, Kara (P)	Long Beach, Calif.	2006-09
Harrell, Morgan (C, Util)	Calvert City, Ky.	2011
Harriss (Lyon), Barbi	Pinckneyville, Ill.	1999-00
Hayes, Jennifer (OF)	Dickson, Tenn.	1992
Heath, Janee' (C/2B/1B)	Mayfield, Ky.	1995-96
Henry, Jenny Sue (C/OF)	Dickson, Tenn.	1998-99
Herron, Jennifer (OF)	Nesbit, Miss.	2000-01
Hix, Melanie (SS/2B)	Cedar Hill, Tenn.	1994-95
Hix, Misty (OF)	Cedar Hill, Tenn.	1994-95
Hodge, Ashley (2B/OF)	Murfreesboro, Tenn.	2005
Hogan, Kristin (OF/SS/C)	Paducah, Ky.	2002-05
Holt, Susan (OF/IF)	Clarksville, Tenn.	1986-88
Houston, Amy (OF)	Paris, Tenn.	1987
Hutchison, Ginger (2B/3B)	Clinton, Miss.	1999

• J •

Jerrick, Tayler (P/Util)	Anaheim, Calif.	2014
Jones, Chelsea (P)	Tulahoma, Tenn.	2009-12
Jones, Hanna (P)	Harrisburg, Ill.	2015-16
Jones, Kim (SS/3B)	McKenzie, Tenn.	1993-96
Jones, Kristy (OF)	McKenzie, Tenn.	1993-96
Joy, Jennifer (P/1B/OF)	Covington, Tenn.	1995

• K •

Karo, Caitlyn (P)	Versailles, Ky.	2018-19
Katchur, Paige (Util)	Franklin, Tenn.	2009
Kennedy, Brooke (P/1B)	Bath Springs, Tenn.	2014-17
Kimes, Danielle (SS/1B)	New Madrid, Mo.	1994-95
King, Emily (OF)	Selmer, Tenn.	2002
Kosco, Kendra (P)	Herrin, Ill.	2002-03
Kramer, Alana (Util)	Jackson, Tenn.	2011

• L •

Lackey, Kristen (OF)	Savannah, Tenn.	2011-13
Land, Georgia (C)	Ethridge, Tenn.	2019
Latimer, Megan (OF/Util)	Humboldt, Tenn.	2008-11
Lavertu, Wendy (OF/BB)	Saskatoon, Canada	1986
Layne, Juli (OF)	Hillsboro, Tenn.	2014
Leatherwood, April (C/1B)	Germantown, Tenn.	1997-00
Lech, Christi (C)	Paducah, Ky.	1988

Lee, Lori (P/SS)	Sparta, Tenn.	1986
Lewis, Morgan (P, Util)	Indianapolis, Ind.	2011-13
Lindow, Laurie (C)	Crest, Calif.	2007-11
Lintz, Paj (P)	Lewisburg, Tenn.	2007-10
Litton, Melanie (IF/OF)	Lyles, Tenn.	1987-88
Logan, Paula (C/IF/3B/1B)	Union City, Tenn.	1985-86
Long, Amanda (OF)	St. Jacob, Ill.	2007
Long, Greer (SS)	Lawrenceville, Ga.	2006-09
Litton, Melanie (IF/OF)	Lyles, Tenn.	1987-88
Logan, Paula (C/IF/3B/1B)	Union City, Tenn.	1985-86
Lowery, Fallon (2B)	Ringgold, Ga.	2003-07
Lowery, Kelly (3B/2B)	Camden, Tenn.	1998
Lyon, Barbi (OF)	Pinckneyville, Ill.	2000

• M •

Manna, Lauren (C)	Nashville, Tenn.	2006-07
Manning, Taylor (2B/OF)	Long Beach, Calif.	2014
Malone, Pam (IF)	Munford, Tenn.	1985
Mansolino, Carter (Util)	Dickson, Tenn.	2012
Martin, Kelli (IF/OF)	Memphis, Tenn.	1988
Mathis, Kalah (OF/Util)	Chapel Hill, Tenn.	2010
McBride, Gracyn (INF)	Metropolis, Ill.	2016-P
McClure, Samantha (INF)	Georgetown, Ind.	2012-15
McElvain, Jan (OF)	Martin, Tenn.	1985
McGaha, Kathleen (1B/OF)	Dayton, Ohio	1990-92
McGriff, Becky (P/IF)	Memphis, Tenn.	1988
McKinney, Molly (P)	Carbondale, Ill.	2000-01
Meckl, Renate (C)	Oconomowoc, Wis.	2014-17
Melton, Amanda (IF)	Dresden, Tenn.	1987
Melton, Cindy (OF)	Huntingdon, Tenn.	1987
Miles, Misty (SS)	Hendersonville, Tenn.	2000-01
Mizell, Megan (P/1B)	Vienna, Ill.	2004-05
Misner, Leslie (2B/3B)	Tempe, Ariz.	2001-02
Moffitt, Linsey (3B/2B)	LeClaire, Ind.	2002-03
Moore, DeAnn (3B/SS)	Greenfield, Tenn.	1987
Moore, Debbie (2B/OF)	Rives, Tenn.	1987
Mrozinski, Andrea (IF)	Lewisburg, Tenn.	2002-03
Myatt, Ashley (P)	Dickson, Tenn.	2006-07
Myers, Jordan (P/OF)	Knoxville, Tenn.	2001-02
Myers, Lauren (OF)	Brentwood, Tenn.	2016-18

• N •

Nash, Brittany (OF)	Oblong, Ill.	2006-07
Nidiffer, Stephanie (3B)	Joelton, Tenn.	2011-14
Naylor, Mechelle (2B)	Bells, Tenn.	1990-92

• O •

Osborne, Kathy (C/IF/OF)	Franklin, Tenn.	1985-86
Osburn, Angela (C/IF)	Dickson, Tenn.	1985

• P •

Pace, Riley (C)	Hohenwald, Tenn.	2006-07
Paris, Stephanie (2B/OF)	Brentwood, Tenn.	2002-03
Parkerson, Carole (OF)	Nashville, Tenn.	1990
Parkins, Scarlet (P)	Milan, Tenn.	1985
Pastula, Leah (OF)	Germantown, Tenn.	1991-92
Pezzone, Veronica	Howell, Mich.	2018
Pickens, Kallie (INF)	Jackson, Tenn.	2019
Pineda, Justine (OF)	Chandler, Ariz.	2006
Plunkett, Anita (IF)	Dickson, Tenn.	1992
Pollard, Sherri (SS/OF)	Pulaski, Tenn.	1995-98
Poore, Ashley (OF)	Trenton, Tenn.	2008
Pratt, Amanda (OF)	Knoxville, Tenn.	1988

• R •

Ramsey, Meredith (1B)	West. Frankfort, Ill.	2002-03
Ray, Lexi (P)	Louisville, Ky.	2019
Reaver, Leslie (OF)	Hendersonville, Tenn.	1986-87
Reiff, Katie (SS/2B)	Monticello, Ind.	2012-13
Rhode, Rachel (P)	Stillwater, Minn.	2016
Ridolfi, Hannah (P)	Paducah, Ky.	2018
Roach, Rae Jean (3B/OF)	Piedmont, Mo.	1991-92
Roberts, Laura (Util)	Johnson City, Ill.	2007-10
Roberts, Savannah (C)	Nashville, Tenn.	2006-09
Robins, Nira (INF)	Champaign, Ill.	2004
Robison, Jennifer (P/1B)	Tilden, Ill.	1997-01
Rogers, Alexis (INF)	Chicago Heights, Ill.	2018-19
Rucker, Kim (Util/OF)	Alcoa, Tenn.	1996-98
Rudy, Melissa (P)	Mascoutah, Ill.	1999-00
Ruggles, Ashley (OF)	Chesterfield, Mo.	2004-05

Runyan, Kristin (SS/OF)	Overland Park, Kan.	2003-05
Rushing, Andrea (P/Util)	Nashville, Tenn.	2000-03

• S •

Saxon, Taylor (P/1B)	Dewy Rose, Ga.	2016
Scott, Samantha (P)	Atoka, Tenn.	2017-18
Scrum, Rachel (1B)	Maryville, Tenn.	2013
Shaw, Kerry (OF)	Memphis, Tenn.	1988
Short, Haylee (OF)	Hillsboro, Mo.	2019
Shropshire, Tonya (OF/C/CF)	Memphis, Tenn.	1988, 90-91
Sizemore, Tammy (IF/P)	Chattanooga, Tenn.	1986-88
Skinner, Chayse (OF)	Spring Hill, Fla.	2019
Smith, Aeron (C)	Bowling Green, Ky.	2015-18
Smith, Chelsey (OF)	Madison, Tenn.	2015-16
Smith, Lauren (1B)	O'Fallon, Ill.	2012-15
Smothers, Tonya (OF)	Camden, Tenn.	1997
Spurgeon, Randi (OF)	Atoka, Tenn.	1993-96
Stavrum, Vickie (C/IF)	Memphis, Tenn.	1986
Stedman, Rebecca (Util)	Clarksville, Tenn.	2001
Stoddard, Nikki (P)	Southaven, Miss.	1990-93
Strode, Ashton (P)	Niceville, Fla.	2006-08
Sturdivant, Meagan (INF)	Bruceston, Tenn.	2004
Sturgill, Cindy (C/3B)	Carbondale, Ill.	1995-96
Swafford, Kelly (P/OF)	Dunlap, Tenn.	2003-05
Swearengen, Ginny (C)	Crossville, Tenn.	2005-06

• T •

Tate, Kenzi (1B/3B/P)	Opdyke, Ill.	2012-15
Taylor, Laura Mai (2B)	Hickman, Ky.	1985
Taylor, Leah (OF/2B)	Brownsville, Tenn.	2011-13
Templeton, Holly (P)	Chattanooga, Tenn.	2004-06
Thompson, Amy (OF/C)	Union City, Tenn.	1985-87
Thompson, Beth (SS/2B)	Big Sandy, Tenn.	1999-00
Tite, Destiny (2B)	Ullin, Ill.	2009
Torrence, Mikala (OF)	Desoto, Mo.	2013
True, Teresa (OF)	Centerville, Tenn.	1985-86
Trull, Julie (UTL/OF/2B)	Camden, Tenn.	2000-02
Trull, Renee (SS/2B)	Camden, Tenn.	1995-97
Turner, Tammy (2B/SS)	McEwen, Tenn.	1993-96

• V •

Van Arsdale, Megan (3B)	Garden Grove, Calif.	2007-10
Vanderham, Kate (P)	Brookville, Fla.	2010-11
Vanlandingham, Alyssa (P)	Hampton, Ark.	2016-17
Vincent, Casey (P)	Hillsboro, Tenn.	2012-15

• W •

Wade, Kayla (OF)	Swansea, Ill.	2011-14
Wallace, Victoria (C)	Nashville, Tenn.	2010
Warrick, Katie (1B/P)	Chapel Hill, Tenn.	2016
Weaver, Stacey (SS)	Casey, Ill.	2006-07
Weidman, Tricia (1B)	Germantown, Tenn.	1985-86
Webb, Christa (OF)	Hohenwald, Tenn.	2003-06
Webb, Emily (2B/SS/3B)	Hohenwald, Tenn.	2003-06
Weber, Lauren (P)	Franklin, Tenn.	2005
Whalen, Brandy (OF)	Franklin, Tenn.	2003-06
White, Rhonda	Savannah, Tenn.	1993-97
Wieber, Suzanne (OF)	Ripley, Tenn.	1992
Wiegand, Elizabeth (P)	Moscow Mills, Mo.	2014-15
Wilbern, Princess (OF/INF)	Memphis, Tenn.	1985, 87-88
Williams, Becca (OF)	Murfreesboro, Tenn.	2010-13
Williams, Megan (OF)	Murfreesboro, Tenn.	2007-10
Williams, Stacy (P/2B/SS)	Camden, Tenn.	1996-99
Wilson, Courtney (C/1B/OF)	Galveston, Ind.	2000-01
Wilson, Devin (C)	Eva, Tenn.	2013-14
Wolaver, Tori (Util.)	Lynnville, Tenn.	2009-10
Woodard, Shelby (INF)	Mt. Juliet, Tenn.	2019
Wright, Natalie (3B/P)	Centerville, Tenn.	1985

• Y •

Young, Becky (C/CF/3B)	Memphis, Tenn.	1990-92
Young, Jennifer (OF)	Alpine, Calif.	2003-06

• Z •

Zizzi, Bella (OF)	Cross Plains, Tenn.	2014-15
Zizzi, Gabby (UTL)	Cross Plains, Tenn.	2017

2019 UT MARTIN SOFTBALL GUIDE

STARTING LINEUP

MEET THE SKYHAWKS

SEASON PREVIEW

2018 IN REVIEW

RECORD BOOK

THIS IS UT MARTIN

EB



Randi Spurgeon
Carrie Hankins
Barbi Harriss (Lyon)
Misty Miles
Emily King
Megan Mizell
Riley Pace
Jenny Bain
Kenzi Tate
Kaitlyn Martin
Aalia Bivens

1993-96
1998
1999
2000-01
2002
2004-05
2006-07
2009-12
2012-15
2017
2018-P



Stephanie Paris
Holly Templeton
Laura Roberts
Kayla Wade
Jodie Duncan

Becky Young
Jennifer Doctor

2002-03
2004-06
2008-09
2011-14
2015-18

1991
1990



Ashton Strode
Amber Hayes
Paige Katchur
Kalah Mathis
Carter Mansolino
Jessie Britt
Lauren Myers
Gabbi Campbell

2006-07
2008
2009
2010
2012
2013-14
2016
2019



Sherri Pollard
Amy Harclerode
Kelly Swafford
Jenna Basile
Amanda Long
Leevie Greenwood
Katie Reiff
Tayler Jerrick
Kacie Daugherty
Gabby Zizzi
Lexi Ray

1995
1999-02
2004-05
2006
2007
2010
2012-13
2014
2015-16
2017
2019



Mechelle Naylor
Becky Young
Kristy Jones
April Leatherwood
Allison Buckley
Greer Long
Megan Williams
Kristen Lackey
Gabby Glenn
Kayla Blanco
Jessie Douglas
Kallie Pickens

1991
1990
1993-96
1997-00
2002-05
2006
2007-10
2011-13
2014
2015
2016-18
2019



Rhonda White
Leah Dacus
Missy Rudy
Andrea Mrozinski
Meagan Sturdivant
Lindsey Brown
Ashley Byrd
Leah Taylor
Mikala Torrence
Aeron Smith
Lauren Myers
Chelsey Gore

1993-97
1998
1999-00
2002-03
2004
2005-06
2007-10
2011
2013
2015-16
2017-18
2019



Carole Parkerson
Jennifer Joy
Kim Rucker
Beth Thompson
Ashley Hodge
Ashley Carter
Brittany Burkett
Lacie Endrizzi
Jordan Garrett
Samantha McClure
Alli Fulcher

1990
1995
1996-98
1999-00
2005
2006
2007
2008
2010-11
2012-15
2016-P



Sharon Daniels
Cindy Sturgill
Tonya Smothers
Jennifer Herron
Sarah Daws
Kara Harper
Megan VanArsdale
Morgan Harrell
Lyndsey Fiegl
Samantha Scott
Shelby Woodard

1988, 1990-91
1995-96
1997
2000
2001-04
2006, 08
2007, 2009-10
2011
2012-15
2017-18
2019



Jackie Davidson
Destiny Tite
Lydia Biggerstaff
Juli Layne
Hanna Jones
Aeron Smith
Chayse Skinner

1990
2009
2011-13
2014
2015-16
2017-18
2019



Bridgette Baker
Penny Carroll
Meredith Ramsey
Fallon Lowery
Jessica Gourdiere
Morgan Lewis
Elizabeth Weigand
Rachel Rhode
Sara Hooten
Kenna Garst

1994-97
1999-00
2002-03
2003-07
2009-10
2011-13
2014-15
2016
2017-18
2019



Kathleen McGaha
Tiffany Craig
Jessica Crosser
Andrea Rushing
Ashton Strode
Chelsea Jones
Deven Wilson
Alicia Hansen
Haylee Short

1990-92
1992-95
1997-98
2000-03
2008
2009-12
2013-14
2015-18
2019



LaDon Aycock
Rae Jean Roach
Kim Jones
Brienne Bendle
Courtney Wilson
Kendra Kosco
Ashley Ruggles
Brittany Nash
Chelsea Cary
Lauren Smith
Gracyn McBride

1990
1991-92
1993-96
1999
2000-01
2002-03
2004-05
2006-07
2008-11
2012-15
2016-P



Laura Duffett
Kristin Runyan
Stacey Weaver
Megan Latimer
Kelsey Dixon
Alyssa Vanlandingham
Madelyn Dycus

1991
2003-05
2006-07
2008-11
2012-15
2016-17
2018-19



Tonya Shropshire
Jennifer Robison
Leslie Misner
Megan Dempsey
Lauren Weber
Ashley Myatt
Tori Wolaver
Alexa Alfaro
Savannah Dodson
Paige Clark

1988, 1990-91
1997-01
2002
2003
2005
2006-07
2009-10
2011
2015-18
2019



Nikki Stoddard

Misty Hix
Sherri Pollard
Leslie Misner
Laurie Lindow
Brooke Kennedy
Caitlin Karo

1990-91

1994-95
1996-98
2001
2007-11
2014-17
2018-19



Heidi Baumann
Kelly Swafford
Lindsay Cordell
Ashley Benbow
Victoria Wallace
Stephanie Nidiffer
Chelsey Smith
Rachel Williams
Georgia Land

1991
2003
2004
2007-08
2010
2011-2014
2015-16
2017-18
2019



Cindy Bringle
Melanie Hix
Stacy Williams
Julie Trull
Emily Webb
Greer Long
Becca Williams
Taylor Manning
Taylor Saxon
Hannah Ridolfi

1988, 1990-91
1994-95
1996-99
2000-02
2003-06
2007-09
2010-13
2014
2016
2018-19



Cherity Berry
Niki Foster
Moly McKinney
Amber Black
Christa Webb
Charli Cronne
Tera Gwaltney
Kenzi Tate
Bella Zizzi
Kelsi Dickey
Veronica Pezzoni

1996-97
1998-99
2000-01
2002
2003-06
2008
2009
2012
2014-15
2016
2018



Tammy Turner
Shana Chandler
Sabrina Clark
Jordan Myers
Jennifer Young
Paij Lintz
Megan Chesney
Autumn Glenn
Brooke Graham
Allison Evans
Halie Fain
Alexis Rogers

1993-1996
1997
2000
2000-02
2003-06
2007-10
2011-12
2013-14
2016
2017
2018
2019



JoLynn Greer
Leah Pastula

Danielle Kimes
Jessica Crosser
Alicia Haley
Beth Buttrey
Jinny Swearingen
Kara Harper
Megan VanArsdale
Alana Kramer
Carly Gonzales
Alexis Rogers

1990
1991-92

1994-95
1996
1997-00
2001-04
2005-06
2007, 2009
2008
2011
2014-17
2018



Jackie Davidson
Renee Trull
Kelley Lowry
Beth Elliott
Brandy Whalen
Ashley Poore
Erin Briskell
Leah Taylor
Renate Meckl
Erin Gallagher

1991
1995-97
1998
1999-02
2003-06
2008
2009-10
2012-13
2014-17
2019



Jaclyn Brown
Laura Roberts
Blayn Bollman
Kate Vanderham
Casey Vincent
Alexa Combs
Paige Clark

2004
2007
2008
2010-11
2012-15
2016-17
2018



Nikki Stoddard

Mechelle Naylor

1990

1990



Kristin Hogan
Justine Pineda
Kelsey Davis
Erica Duke
Reid Ballard

2002-05
2006
2008
2009-12
2017-P



Lori Deberell
Paige Cook
Jenny Sue Henry
Magen Darby
Rebecca Stedman

1990-93
1994-97
1998-99
2000
2001



Jannee' Heath
Caroline Fortner
Barbi Harriss (Lyon)
Jennifer Herron
Lindsey Moffitt
Nira Robbins

1995-1996
1998
2000
2001
2002-03
2004



Katie Warrick
Seeley Layne

2016
2017-P

AKRON

Overall: 6-2 (.750)

Home: 2-0, Away: 0-0, Neutral: 4-2

Date	Location	W/L
1986	Cape Girardeau, Mo.	L, 16-0
2/7/09	Montgomery, Ala.	W, 3-1
2/8/09	Montgomery, Ala.	W, 11-2
3/16/10	Kissimmee, Fla.	W, 4-2
2/17/17	Montgomery, Ala.	W, 13-2 (5)
2/18/17	Montgomery, Ala.	L, 3-2
3/17/18	Martin, Tenn.	W, 5-0
3/18/18	Martin, Tenn.	W, 10-2 (5)

ALABAMA		Overall: 0-1 (.000)
Home: 0-0, Away: 0-0, Neutral: 2-0		
Date	Location	W/L
5/19/12	Tuscaloosa, Ala.	L, 5-1

ALABAMA A&M		Overall: 1-0 (1.000)
Home: 0-0, Away: 0-0, Neutral: 1-0		
Date	Location	W/L
2/28/16	Kennesaw, Ga.	W, 11-3 (5)

ALABAMA STATE		Overall: 4-1 (.800)
Home: 0-0, Away: 1-0, Neutral: 3-1		
Date	Location	W/L
2/7/09	Montgomery, Ala.	W, 8-2
2/8/09	Montgomery, Ala.	W, 7-2
2/17/17	Montgomery, Ala.	W, 14-6 (6)
4/17/17	Atlanta, Ga.	L, 3-0
2/23/18	Chattanooga, Tenn.	W, 5-2

ALCORN STATE		Overall: 4-1 (.800)
Home: 0-0, Away: 0-0, Neutral: 4-1		
Date	Location	W/L
2/22/97	Monroe, La.	L, 5-2
2/12/06	Hammond, La.	W, 6-0
2/24/07	Natchitoches, La.	W, 14-3
2/16/08	Hammond, La.	W, 4-0
2/7/15	Hammond, La.	W, 9-0

APPALACHIAN STATE		Overall: 1-0 (1.000)
Home: 0-0, Away: 0-0, Neutral: 1-0		
Date	Location	W/L
2/18/18	Montgomery, Ala.	W, 7-2

ARKANSAS		Overall: 0-3 (.000)
Home: 0-0, Away: 0-2, Neutral: 0-1		
Date	Location	W/L
4/14/12	Fayetteville, Ark.	L, 6-4
4/14/12	Fayetteville, Ark.	L, 4-2
2/27/15	Hammond, La.	L, 8-7 (8)

ARKANSAS PINE BLUFF		Overall: 1-0 (1.000)
Home: 1-0, Away: 0-0, Neutral: 0-0		
Date	Location	W/L
4/17/12	Martin, Tenn.	W, 9-1

ARKANSAS STATE

Overall: 3-1 (.750)

Home: 2-0, Away: 0-1, Neutral: 1-0

Date	Location	W/L
1986	Martin, Tenn.	W, 8-3
1986	Martin, Tenn.	W, 12-3
1986	Jonesboro, Ark.	L, 7-6
1987	Columbus, Ga.	W, 7-3

ARIZONA		Overall: 0-1 (.000)
Home: 0-0, Away: 0-0, Neutral: 0-1		
Date	Location	W/L
5/15/09	Louisville, Ky. (No. 6)	L, 9-3

ARMY

Overall: 4-0 (1.000)

Home: 0-0, Away: 0-0, Neutral: 4-0

Date	Location	W/L
3/16/98	Orlando, Fla.	W, 6-1
3/13/06	Kissimmee, Fla.	W, 8-2
3/15/10	Kissimmee, Fla.	W, 10-1 (5)
2/11/17	Hammond, La.	W, 5-3

ATHENS STATE		Overall: 1-1 (.500)
Home: 0-0, Away: 0-0, Neutral: 1-1		
Date	Location	W/L
3/28/92	Florence, Ala.	W
4/3/92	Owensboro, Ky.	L

AUSTIN PEAY		Overall: 70-30 (.700)
Home: 45-11, Away: 24-17, Neutral: 1-1, OVCT: 0-2		
Date	Location	W/L
1986	Martin, Tenn.	W, 4-3
1986	Martin, Tenn.	W, 7-6
1986	Clarksville, Tenn.	W, 3-1
1986	Clarksville, Tenn.	L, 6-5
1987	Martin, Tenn.	W, 3-2
1987	Clarksville, Tenn.	L, 3-0
3/26/92	Clarksville, Tenn.	W, 1-0
3/26/92	Clarksville, Tenn.	W, 13-8
4/8/92	Martin, Tenn.	W, 8-1
4/8/92	Martin, Tenn.	L, 5-4
4/24/92	Cape Girardeau, Mo.	W, 2-0
3/26/93	Clarksville, Tenn.	L, 3-0
3/26/93	Clarksville, Tenn.	W, 2-0
4/9/93	Martin, Tenn.	L, 2-0
4/9/93	Martin, Tenn.	W, 3-0
4/24/93	Neutral Site	L, 1-0

4/18/94	Martin, Tenn.	L, 3-0
4/18/94	Martin, Tenn.	W, 5-1
3/26/95	Martin, Tenn.	L, 3-2
3/26/95	Martin, Tenn.	L, 6-5
4/13/95	Martin, Tenn.	L, 14-1
4/13/95	Martin, Tenn.	W, 13-3
4/18/95	Clarksville, Tenn.	W, 4-1
4/18/95	Clarksville, Tenn.	W, 6-3
4/3/96	Clarksville, Tenn.	W, 11-3
4/3/96	Clarksville, Tenn.	L, 4-1
4/17/96	Clarksville, Tenn.	L, 6-3
4/17/96	Clarksville, Tenn.	W, 6-1
4/9/97	Clarksville, Tenn.	W, 6-5
4/9/97	Clarksville, Tenn.	W, 7-3
4/16/97	Martin, Tenn.	W, 2-0
4/16/97	Martin, Tenn.	W, 3-2
3/24/98	Clarksville, Tenn.	L, 8-4
3/24/98	Clarksville, Tenn.	L, 3-0
4/7/98	Martin, Tenn.	W, 2-1 (9)
4/7/98	Martin, Tenn.	W, 1-0
4/25/98	Martin, Tenn.	W, 5-3
4/25/98	Martin, Tenn.	L, 6-0
3/23/99	Martin, Tenn.	W, 10-9
4/1/99	Clarksville, Tenn.	W, 4-1
4/1/99	Clarksville, Tenn.	L, 4-3
4/13/99	Clarksville, Tenn.	W, 9-8
4/13/99	Clarksville, Tenn.	L, 6-2
3/1/00	Martin, Tenn.	W, 8-0
3/1/00	Martin, Tenn.	W, 1-0
3/23/00	Martin, Tenn.	W, 2-1
3/23/00	Martin, Tenn.	W, 7-3
4/5/01	Clarksville, Tenn.	L, 3-1
4/5/01	Clarksville, Tenn.	L, 7-5
4/22/01	Martin, Tenn.	L, 2-0
4/22/01	Martin, Tenn.	W, 8-1
4/2/02	Martin, Tenn.	W, 2-0
4/2/02	Martin, Tenn.	W, 1-0
4/15/03	Clarksville, Tenn.	W, 5-4
4/15/03	Clarksville, Tenn.	L, 3-2
4/22/03	Martin, Tenn.	W, 4-0
5/8/04	Martin, Tenn.	W, 4-1
5/8/04	Martin, Tenn.	W, 8-3
5/9/04	Martin, Tenn.	W, 10-2
4/21/05	Martin, Tenn.	W, 9-2
4/21/05	Martin, Tenn.	L, 5-0
3/23/06	Martin, Tenn.	W, 3-2
3/23/06	Martin, Tenn.	W, 4-1
4/20/06	Clarksville, Tenn.	L, 2-1
4/10/07	Martin, Tenn.	W, 1-0
4/10/07	Martin, Tenn.	W, 7-6
4/26/07	Clarksville, Tenn.	W, 3-1
3/25/08	Clarksville, Tenn.	W, 14-3
3/25/08	Clarksville, Tenn.	W, 8-3
4/24/08	Martin, Tenn.	W, 2-1
4/8/09	Martin, Tenn.	W, 5-2
4/8/09	Martin, Tenn.	W, 3-1
4/23/09	Clarksville, Tenn.	W, 4-3 (9)
3/27/10	Martin, Tenn.	W, 6-1
3/27/10	Martin, Tenn.	W, 5-0
3/28/10	Martin, Tenn.	W, 10-3
3/22/11	Clarksville, Tenn.	L, 7-6
3/22/11	Clarksville, Tenn.	W, 6-0
4/12/11	Clarksville, Tenn.	L, 5-2
4/4/12	Clarksville, Tenn.	W, 7-3
4/4/12	Clarksville, Tenn.	W, 5-4
4/12/12	Martin, Tenn.	W, 1-0 (8)
3/29/13	Martin, Tenn.	W, 8-5
3/29/13	Martin, Tenn.	W, 4-3
3/30/13	Martin, Tenn.	W, 5-2
5/3/14	Clarksville, Tenn.	W, 6-5
5/3/14	Clarksville, Tenn.	W, 9-0
5/4/14	Clarksville, Tenn.	L, 6-3
3/28/15	Martin, Tenn.	W, 8-6
3/28/15	Martin, Tenn.	W, 10-2
3/29/15	Martin, Tenn.	L, 6-3
4/2/16	Clarksville, Tenn.	W, 5-1
4/2/16	Clarksville, Tenn.	W, 20-9
4/3/16	Clarksville, Tenn.	W, 1-0
3/3/17	Oxford, Miss.	W, 4-2
4/9/17	Martin, Tenn.	W, 4-0
4/9/17	Martin, Tenn.	W, 8-2
4/8/18	Clarksville, Tenn.	L, 5-0
4/8/18	Clarksville, Tenn.	L, 11-2 (6)
5/9/18	Oxford, Ala.	L, 2-0

BALL STATE		Overall: 1-2 (.333)
Home: 0-0, Away: 0-0, Neutral: 1-1		
Date	Location	W/L
3/1/08	Martin, Tenn.	W, 4-3 (9)
2/28/10	Chattanooga, Tenn.	L, 5-0
2/16/13	Atlanta, Ga.	L, 2-0

BELHAVEN		Overall: 1-0 (1.000)
Home: 0-0, Away: 0-0, Neutral: 1-0		
Date	Location	W/L
3/11/95	Jacksonville, Ala.	W, 1-0

BELLARMINE		Overall: 2-2 (.500)
Home: 2-2, Away: 0-0, Neutral: 0-0		
Date	Location	W/L
1987	Martin, Tenn.	W, 5-0
1987	Martin, Tenn.	L, 19-3
3/17/92	Martin, Tenn.	W

3/17/92	Martin, Tenn.	L
BELMONT	Overall: 28-9 (.757)	
Home: 8-6, Away: 16-3, Neutral: 2-0, OVCT: 1-0		
Date	Location	W/L
2/23/99	Nashville, Tenn.	L, 4-3
2/23/99	Nashville, Tenn.	L, 6-0
4/21/99	Martin, Tenn.	L, 9-1
4/21/99	Martin, Tenn.	L, 9-2
4/1/00	Nashville, Tenn.	W, 4-3
4/1/00	Nashville, Tenn.	W, 1-0
4/21/00	Nashville, Tenn.	W, 7-4
4/21/00	Nashville, Tenn.	W, 9-1
2/21/01	Martin, Tenn.	W, 9-8
2/21/01	Martin, Tenn.	L, 9-7
4/20/01	Nashville, Tenn.	W, 7-4
4/20/01	Nashville, Tenn.	L, 3-2
4/23/02	Nashville, Tenn.	W, 4-1
4/14/04	Martin, Tenn.	W, 2-0
4/14/04	Martin, Tenn.	W, 7-0
2/19/05	Martin, Tenn.	W, 9-0
2/14/08	Murfreesboro, Tenn.	W, 3-1
4/21/09	Nashville, Tenn.	W, 11-2
4/21/09	Nashville, Tenn.	W, 7-4
4/13/10	Martin, Tenn.	W, 8-0 (5)
4/13/10	Martin, Tenn.	W, 2-1
4/19/11	Nashville, Tenn.	W, 11-0
4/19/11	Nashville, Tenn.	W, 8-2
3/27/12	Martin, Tenn.	W, 3-1
3/24/13	Nashville, Tenn.	W, 8-2
3/24/13	Nashville, Tenn.	W, 11-5
4/6/14	Martin, Tenn.	W, 3-1
4/6/14	Martin, Tenn.	W, 2-1
4/3/15	Nashville, Tenn.	W, 9-3
4/3/15	Nashville, Tenn.	W, 8-3
3/26/16	Martin, Tenn.	L, 7-2
3/26/16	Martin, Tenn.	W, 13-2 (5)
4/29/17	Nashville, Tenn.	W, 6-4
4/29/17	Nashville, Tenn.	W, 8-5
5/12/17	Oxford, Ala.	W, 4-0
5/6/18	Martin, Tenn.	L, 3-1
5/6/18	Martin, Tenn.	L, 2-0

BETHEL	Overall: 1-0 (1.000)	
Home: 1-0, Away: 0-0, Neutral: 0-0		
Date	Location	W/L
4/23/15	Martin, Tenn.	W, 8-0

BETHUNE COOKMAN		Overall: 3-1 (.750)
Home: 0-0, Away: 3-1, Neutral: 0-0		
Date	Location	W/L
3/4/14	Daytona Beach, Fla.	W, 8-0
3/4/14	Daytona Beach, Fla.	L, 8-6
3/10/16	Daytona Beach, Fla.	W, 9-1 (6)
3/8/18	Daytona Beach, Fla.	W, 8-3

BIRMINGHAM SOUTHERN		Overall: 1-0 (1.000)
Home: 0-0, Away: 0-0, Neutral: 1-0		
Date	Location	W/L
3/3/02	Atlanta, Ga.	W, 7-0

BINGHAMTON		Overall: 1-2 (.333)
Home: 0-0, Away: 0-0, Neutral: 1-2		
Date	Location	W/L
2/18/12	Fort Myers, Fla.	W, 7-4
3/12/16	Deland, Fla.	L, 9-2
3/13/16	Deland, Fla.	L, 6-5 (8)

BOSTON COLLEGE		Overall: 0-1 (.000)
Home: 0-0, Away: 0-0, Neutral: 0-1		
Date	Location	W/L
2/19/12	Fort Myers, Fla.	L, 7-1

BOWLING GREEN Overall: 1-2-1 (.375)
Home: 0-0, Away: 0-0, Neutral: 0-2-1

Date	Location	W/L
3/14/02	Winter Park, Fla.	L, 10-2
3/5/10	Atlanta, Ga.	W, 7-3
2/16/14	Atlanta, Ga.	T, 6-6 (8)
2/23/14	Oxford, Miss.	L, 2-0

BRADLEY	Overall: 2-2 (.500)	
Home: 0-1, Away: 0-0, Neutral: 2-1		
Date	Location	W/L
3/18/98	Orlando, Fla.	W, 4-2
3/13/05	Kissimmee, Fla.	W, 3-0
3/5/06	Chattanooga, Tenn.	L, 4-2
3/20/07	Martin, Tenn.	L, 1-0

BUCKNELL		Overall: 2-0 (1.000)
Home: 0-0, Away: 0-0, Neutral: 2-0		
Date	Location	W/L
3/11/02	Winter Park, Fla.	W, 8-0
3/14/03	Osceola, Fla.	W, 5-3

BUFFALO

Overall: 3-1 (.750)

Home: 0-0, Away: 0-0, Neutral: 3-1

Date	Location	W/L
2/28/04	Chattanooga, Tenn.	W, 5-1
3/5/05	Bowling Green, Ky.	W, 6-1
2/21/14	Oxford, Miss.	L, 6-4 (8)
2/12/16	Hammond, La.	W, 4-3

2019 UT MARTIN SOFTBALL GUIDE

BUTLER

Home: 1-0, Away: 0-0, Neutral: 2-2

Date	Location	W/L
3/10/02	Winter Park, Fla.	L, 5-3
2/19/05	Martin, Tenn.	W, 9-0
3/15/05	Kissimmee, Fla.	W, 7-0
3/15/06	Kissimmee, Fla.	L, 3-2
3/11/08	Orlando, Fla.	W, 3-1

Overall: 3-2 (.666)

CAMPBELL

Home: 0-0, Away: 0-0, Neutral: 0-1

Date	Location	W/L
3/26/99	Marietta, Ga.	L, 13-0

Overall: 0-1 (.000)

CENTRAL ARKANSAS

Home: 1-1, Away: 0-0, Neutral: 1-0

Date	Location	W/L
4/24/07	Martin, Tenn.	L, 4-1
4/24/07	Martin, Tenn.	W, 5-2
2/8/18	Monroe, La.	W, 3-1

Overall: 2-1 (.667)

CENTRAL CONNECTICUT

Home: 0-0, Away: 0-0, Neutral: 2-0

Date	Location	W/L
3/1/03	Evansville, Ind.	W, 11-1
2/26/10	Chattanooga, Tenn.	W, 6-1

Overall: 2-0 (1.000)

CENTRAL FLORIDA

Home: 0-0, Away: 0-1, Neutral: 0-0

Date	Location	W/L
3/11/02	Winter Park, Fla.	L, 6-0

Overall: 0-1 (.000)

CENTRAL MISSOURI

Home: 0-0, Away: 0-0, Neutral: 0-1

Date	Location	W/L
3/18/94	Edwardsville, Ill.	L, 5-1

Overall: 0-1 (.000)

CHATTANOOGA

Home: 2-7, Away: 4-5, Neutral: 0-3

Date	Location	W/L
3/14/94	Chattanooga, Tenn.	L, 4-1
3/14/94	Chattanooga, Tenn.	W, 2-1
3/26/94	Martin, Tenn.	L, 2-0
3/26/94	Martin, Tenn.	W, 6-5
2/26/95	Martin, Tenn.	W, 6-4
2/26/95	Martin, Tenn.	L, 6-1
2/24/96	Martin, Tenn.	L, 8-5
2/24/96	Martin, Tenn.	L, 9-1
2/22/99	Martin, Tenn.	L, 7-0
2/22/99	Martin, Tenn.	L, 12-0
2/28/99	Chattanooga, Tenn.	L, 10-0
2/27/04	Chattanooga, Tenn.	W, 5-2
3/4/06	Chattanooga, Tenn.	L, 5-2
3/3/07	Chattanooga, Tenn.	L, 7-1
2/19/11	Mobile, Ala.	L, 3-4
2/27/11	Chattanooga, Tenn.	L, 2-8
2/20/16	Chattanooga, Tenn.	W, 6-2
2/25/17	Chattanooga, Tenn.	L, 6-3
2/24/18	Chattanooga, Tenn.	W, 4-2
3/2/18	Oxford, Miss.	L, 10-2 (5)

Overall: 6-14 (.300)

CHRISTIAN BROTHERS

Home: 1-0, Away: 0-0, Neutral: 0-0

Date	Location	W/L
3/1/17	Martin, Tenn.	W, 8-0 (5)

Overall: 1-0 (1.000)

CLEVELAND STATE

Home: 0-0, Away: 0-0, Neutral: 2-1

Date	Location	W/L
3/18/00	Rock Hill, S.C.	L, 6-2
3/16/05	Kissimmee, Fla.	W, 8-4
2/26/12	Chattanooga, Tenn.	W, 4-1

Overall: 2-1 (.666)

COASTAL CAROLINA

Home: 0-0, Away: 0-0, Neutral: 1-0

Date	Location	W/L
3/23/01	Atlanta, Ga.	W, 6-5

Overall: 1-0 (1.000)

COLGATE

Home: 0-0, Away: 0-0, Neutral: 5-1

Date	Location	W/L
3/18/98	Orlando, Fla.	L, 2-1
3/19/04	Kissimmee, Fla.	W, 3-2
3/12/06	Kissimmee, Fla.	W, 3-2
2/23/07	Natchitoches, La.	W, 8-0
3/4/11	Fort Meyers, Fla.	W, 2-1
3/7/14	Orlando, Fla.	W, 7-1

Overall: 5-1 (.833)

COLLEGE OF CHARLESTON

Home: 0-0, Away: 0-0, Neutral: 0-2

Date	Location	W/L
3/18/00	Rock Hill, S.C.	L, 2-1
3/2/14	Orlando, Fla.	L, 4-1

Overall: 0-2 (.000)

COLORADO STATE

Home: 0-0, Away: 0-0, Neutral: 0-2

Date	Location	W/L
3/10/02	Winter Park, Fla.	L, 5-0
3/12/03	Osceola, Fla.	L, 2-0

Overall: 0-2 (.000)

COLUMBIA

Home: 0-0, Away: 0-0, Neutral: 1-0

Date	Location	W/L
3/15/04	Kissimmee, Fla.	W, 4-0

Overall: 1-0 (1.000)

COLUMBUS

Home: 0-0, Away: 0-0, Neutral: 1-0

Date	Location	W/L
3/19/93	Jacksonville, Ala.	W, 5-4

Overall: 1-0 (1.000)

COPPIN STATE

Home: 0-0, Away: 0-0, Neutral: 1-0

Date	Location	W/L
2/11/17	Hammond, La.	W, 8-0 (5)

Overall: 1-0 (1.000)

CREIGHTON

Home: 0-0, Away: 0-0, Neutral: 0-2

Date	Location	W/L
3/10/96	Orlando, Fla.	L, 4-3
3/14/96	Orlando, Fla.	L, 5-4 (9)

Overall: 0-2 (.000)

CUMBERLAND

Home: 0-0, Away: 2-0, Neutral: 0-0

Date	Location	W/L
1986	Nashville, Tenn.	W, 9-8
1986	Nashville, Tenn.	W, 6-0

Overall: 2-0 (1.000)

DAKOTA WESLEYAN

Home: 0-0, Away: 0-0, Neutral: 1-0

Date	Location	W/L
3/9/07	Los Angeles, Calif.	W, 9-0

Overall: 1-0 (1.000)

DARTMOUTH

Home: 0-0, Away: 0-0, Neutral: 1-1

Date	Location	W/L
3/1/08	Martin, Tenn.	W, 6-5
3/5/11	Fort Meyers, Fla.	L, 3-4

Overall: 1-1 (.500)

DAYTON

Home: 0-0, Away: 0-0, Neutral: 2-2

Date	Location	W/L
3/13/95	Orlando, Fla.	W, 7-2
3/16/95	Orlando, Fla.	L, 5-2
3/12/06	Kissimmee, Fla.	W, 5-1
2/19/16	Chattanooga, Tenn.	W, 6-2 (10)

Overall: 2-2 (.500)

DELAWARE

Home: 0-0, Away: 0-0, Neutral: 1-1

Date	Location	W/L
2/18/12	Fort Myers, Fla.	W, 9-1
2/9/13	Hammond, La.	L, 7-2

Overall: 1-1 (.500)

DELTA STATE

Home: 0-0, Away: 0-0, Neutral: 1-0, GST: 1-0

Date	Location	W/L
1986	Columbus, Miss.	W, 11-8
1986	Florence, Ala.	W, 9-4

Overall: 2-0 (1.000)

DETROIT

Home: 0-0, Away: 0-0, Neutral: 2-0

Date	Location	W/L
3/5/13	Orlando, Fla.	W, 11-2
2/21/16	Chattanooga, Tenn.	W, 3-2

Overall: 2-0 (1.000)

DRAKE

Home: 0-0, Away: 0-0, Neutral: 0-2

Date	Location	W/L
2/28/03	Cookeville, Tenn.	L, 2-0
2/24/13	Oxford, Miss.	L, 7-3

Overall: 0-2 (.000)

DREXEL

Home: 0-0, Away: 0-0, Neutral: 1-0

Date	Location	W/L
2/26/05	Atlanta, Ga.	W, 7-1

Overall: 1-0 (1.000)

EAST CAROLINA

Home: 0-0, Away: 0-0, Neutral: 0-1

Date	Location	W/L
3/17/00	Rock Hill, S.C.	L, 8-1

Overall: 0-1 (.000)

EAST TENNESSEE STATE

Home: 1-0, Away: 0-0, Neutral: 0-2

Date	Location	W/L
4/21/04	Martin, Tenn.	W, 3-2
3/27/10	Chattanooga, Tenn.	W, 5-2
2/26/11	Chattanooga, Tenn.	L, 5-4
2/25/12	Chattanooga, Tenn.	L, 5-1

Overall: 2-2 (.500)

EASTERN ILLINOIS

Home: 16-15, Away: 12-10, Neutral: 0-4, OVCT: 1-8

Date	Location	W/L
3/25/97	Charleston, Ill.	W, 2-1
3/25/97	Charleston, Ill.	L, 6-5
4/27/97	Martin, Tenn.	W, 6-1
4/27/97	Martin, Tenn.	L, 10-5
5/4/97	Morehead, Ky.	L, 4-0
4/9/98	Charleston, Ill.	W, 8-5
4/11/98	Martin, Tenn.	W, 5-1
4/11/98	Martin, Tenn.	W, 4-1
5/2/98	Cape Girardeau, Mo.	L, 3-0
4/3/99	Charleston, Ill.	L, 3-0
4/3/99	Charleston, Ill.	L, 6-0
4/24/99	Martin, Tenn.	L, 24-0

Overall: 29-41 (.418)

4/24/99

5/1/99

4/9/00

4/9/00

4/9/00

4/7/01

4/7/01

4/8/01

4/6/02

4/6/02

4/7/02

5/3/02

5/4/02

4/5/03

4/5/03

4/21/04

4/21/04

4/28/04

5/7/05

5/7/05

5/8/05

3/18/06

3/18/06

3/19/06

4/15/07

4/15/07

3/29/08

3/21/09

3/21/09

3/22/09

4/17/10

4/17/10

4/18/10

5/13/10

4/16/11

4/17/11

4/17/11

5/13/11

4/28/12

4/28/12

4/29/12

4/28/13

4/28/13

4/12/14

4/12/14

4/13/14

5/7/14

4/11/15

4/11/15

4/12/15

3/19/16

3/19/16

3/20/16

4/14/17

4/14/17

4/13/18

4/13/18

5/10/18

5/10/18

5/10/18

5/10/18

5/10/18

5/10/18

5/10/18

5/10/18

5/10/18

5/10/18

5/10/18

5/10/18

5/10/18

5/10/18

5/10/18

5/10/18

5/10/18

5/10/18

5/10/18

5/10/18

5/10/18

5/10/18

5/10/18

5/10/18

5/10/18

5/10/18

5/10/18

5/10/18

5/10/18

5/10/18

5/10/18

5/15/04	Richmond, Ky.	L, 4-3
4/16/05	Richmond, Ky.	L, 3-0
4/16/05	Richmond, Ky.	L, 7-4
4/17/05	Richmond, Ky.	W, 7-2
5/13/05	Jacksonville, Ala.	W, 8-0
4/22/06	Martin, Tenn.	W, 1-0
4/22/06	Martin, Tenn.	W, 1-0
4/23/06	Martin, Tenn.	W, 7-1
3/17/07	Richmond, Ky.	L, 4-3
3/17/07	Richmond, Ky.	L, 5-3
3/18/07	Richmond, Ky.	W, 4-0
5/10/07	Cookeville, Tenn.	W, 4-0
4/12/08	Martin, Tenn.	L, 16-5
4/12/08	Martin, Tenn.	L, 7-2
4/13/08	Martin, Tenn.	L, 1-0
5/2/09	Richmond, Ky.	W, 7-2
5/2/09	Richmond, Ky.	W, 5-0
5/3/09	Richmond, Ky.	L, 4-2
3/20/10	Martin, Tenn.	W, 4-2
3/20/10	Martin, Tenn.	W, 1-0
3/26/11	Richmond, Ky.	W, 8-7
3/26/11	Richmond, Ky.	L, 4-9
4/6/12	Martin, Tenn.	W, 4-2
4/6/12	Martin, Tenn.	W, 7-3
4/7/12	Martin, Tenn.	L, 7-2
4/21/13	Martin, Tenn.	L, 4-1
4/21/13	Martin, Tenn.	L, 5-3
5/11/13	Charleston, Ill.	W, 4-3
3/23/14	Richmond, Ky.	L, 5-0
3/23/14	Richmond, Ky.	L, 12-4
4/18/15	Martin, Tenn.	L, 4-1
4/18/15	Martin, Tenn.	L, 6-3
4/24/16	Richmond, Ky.	W, 2-0
4/24/16	Richmond, Ky.	L, 6-4
4/22/17	Martin, Tenn.	W, 7-3
5/12/17	Oxford, Ala.	W, 5-3
4/21/18	Richmond, Ky.	L, 8-7
4/21/18	Richmond, Ky.	L, 11-2 (6)

EVANSVILLE Overall: 16-14 (.533)

Home: 9-3, Away: 4-10, Neutral: 1-3		
Date	Location	W/L
3/24/94	Evansville, Ind.	L, 3-0
3/24/94	Evansville, Ind.	L, 10-2
4/13/94	Martin, Tenn.	W, 4-2
4/13/94	Martin, Tenn.	W, 4-0
3/21/95	Martin, Tenn.	L, 8-5
3/21/95	Martin, Tenn.	L, 5-4
3/26/99	Marietta, Ga.	L, 11-0
2/16/02	Oxford, Miss.	L, 1-0
2/17/02	Oxford, Miss.	L, 4-1
3/1/03	Evansville, Ind.	L, 5-4
2/22/06	Evansville, Ind.	L, 13-0
2/22/06	Evansville, Ind.	L, 4-2
4/2/08	Martin, Tenn.	L, 5-1
3/18/09	Evansville, Ind.	W, 5-1
3/18/09	Evansville, Ind.	L, 1-0
4/27/10	Martin, Tenn.	W, 7-2
4/27/10	Martin, Tenn.	W, 8-7 (8)
2/18/11	Mobile, Ala.	W, 5-1
3/17/11	Evansville, Ind.	L, 7-6
3/17/11	Evansville, Ind.	W, 7-3
4/3/13	Martin, Tenn.	W, 12-4
4/3/13	Martin, Tenn.	W, 9-7
4/2/14	Evansville, Ind.	W, 3-0
4/2/14	Evansville, Ind.	W, 5-2
3/18/15	Martin, Tenn.	W, 14-11
3/18/15	Martin, Tenn.	W, 5-1
2/29/16	Evansville, Ind.	L, 6-5
4/11/17	Evansville, Ind.	W, 7-2
4/11/17	Evansville, Ind.	W, 3-1
4/11/18	Martin, Tenn.	W, 3-2 (14)

FAIRFIELD Overall: 4-2 (.667)

Home: 0-0, Away: 0-0, Neutral: 4-2		
Date	Location	W/L
3/15/96	Orlando, Fla.	W, 7-6
3/10/97	Orlando, Fla.	L, 7-1
3/13/97	Orlando, Fla.	W, 2-1
3/15/98	Orlando, Fla.	W, 6-2
3/18/04	Kissimmee, Fla.	W, 15-14
3/19/04	Kissimmee, Fla.	L, 7-2

FAIRLEIGH DICKINSON Overall: 4-0 (1.000)

Home: 0-0, Away: 0-0, Neutral: 4-0		
Date	Location	W/L
3/14/04	Kissimmee, Fla.	W, 5-3
3/15/06	Kissimmee, Fla.	W, 3-0
3/16/10	Kissimmee, Fla.	W, 9-0
2/25/17	Chattanooga, Tenn.	W, 6-1

FAULKNER Overall: 2-1 (.667)

Home: 0-0, Away: 0-0, Neutral: 2-1		
Date	Location	W/L
3/11/94	Jacksonville, Tenn.	W, 7-2
3/10/95	Troy, Ala.	W, 2-1
3/11/95	Troy, Ala.	L, 3-2

FLORIDA A&M Overall: 1-0 (1.000)

Home: 0-0, Away: 0-0, Neutral: 1-0		
Date	Location	W/L
3/8/09	Atlanta, Ga.	W, 3-1

FLORIDA ATLANTIC Overall: 1-0 (1.000)

Home: 0-0, Away: 0-0, Neutral: 1-0		
Date	Location	W/L
3/17/95	Orlando, Fla.	W, 10-4

FLORIDA GULF COAST Overall: 1-1 (.500)

Home: 0-0, Away: 1-1, Neutral: 0-0		
Date	Location	W/L
3/4/11	Fort Myers, Fla.	W, 1-0
2/17/12	Fort Myers, Fla.	L, 6-0

FORT WAYNE Overall: 5-1 (.833)

Home: 1-0, Away: 0-0, Neutral: 4-1		
Date	Location	W/L
3/13/03	Osceola, Fla.	W, 11-1
2/21/04	Martin, Tenn.	W, 1-0
2/8/08	Osceola, Fla.	W, 9-0
2/19/16	Chattanooga, Tenn.	W, 3-0
2/18/17	Montgomery, Ala.	W, 13-4 (5)
2/17/18	Montgomery, Ala.	L, 5-3 (8)

FURMAN Overall: 1-0 (1.000)

Home: 0-0, Away: 0-0, Neutral: 1-0		
Date	Location	W/L
4/18/98	Knoxville, Tenn.	W, 4-0

GEORGE MASON Overall: 2-1 (.667)

Home: 0-0, Away: 0-0, Neutral: 2-1		
Date	Location	W/L
3/12/02	Winter Park, Fla.	L, 6-3
3/12/03	Osceola, Fla.	W, 4-2
3/11/16	Deland, Fla.	W, 2-1

GEORGE WASHINGTON Overall: 1-0 (1.000)

Home: 0-0, Away: 0-0, Neutral: 1-0		
Date	Location	W/L
3/14/06	Kissimmee, Fla.	W, 2-1

GEORGETOWN Overall: 1-0 (1.000)

Home: 0-0, Away: 0-0, Neutral: 1-0		
Date	Location	W/L
2/26/10	Chattanooga, Tenn.	W, 9-1 (5)

GEORGIA Overall: 0-3 (.000)

Home: 0-0, Away: 0-2, Neutral: 0-1		
Date	Location	W/L
3/1/02	Atlanta, Ga.	L, 6-1
4/2/11	Athens, Ga.	L, 6-1
4/3/11	Athens, Ga.	L, 6-0

GEORGIA STATE Overall: 2-4 (.333)

Home: 0-0, Away: 2-4, Neutral: 0-0		
Date	Location	W/L
3/31/95	Atlanta, Ga.	L, 15-0
2/26/05	Atlanta, Ga.	W, 2-0
2/9/08	Atlanta, Ga.	L, 4-3
2/10/08	Atlanta, Ga.	L, 6-0 (8)
2/15/14	Atlanta, Ga.	W, 9-7
5/16/17	Atlanta, Ga.	L, 6-5

GEORGIA TECH Overall: 1-7 (.125)

Home: 0-0, Away: 0-5, Neutral: 1-2		
Date	Location	W/L
3/29/96	Marietta, Ga.	W, 1-0 (9)
3/23/01	Atlanta, Ga.	L, 3-0
2/10/08	Atlanta, Ga.	L, 2-0
3/10/09	Atlanta, Ga.	L, 2-1
3/10/09	Atlanta, Ga.	L, 7-5
3/3/12	Atlanta, Ga.	L, 8-6 (8)
5/19/12	Tuscaloosa, Ala.	L, 9-1
2/16/14	Atlanta, Ga.	L, 8-5

GRAMBLING Overall: 2-0 (1.000)

Home: 0-0, Away: 0-0, Neutral: 2-0		
Date	Location	W/L
2/19/10	Hammond, La.	W, 9-0 (5)
2/9/18	Monroe, La.	W, 10-2 (6)

HOLY CROSS Overall: 3-1 (.667)

Home: 0-0, Away: 0-0, Neutral: 3-1		
Date	Location	W/L
3/4/13	Orlando, Fla.	W, 5-0
2/16/18	Montgomery, Ala.	L, 3-1
3/9/18	DeLand, Fla.	W, 4-0
3/10/18	DeLand, Fla.	W, 5-1

HOUSTON BAPTIST Overall: 4-0 (1.000)

Home: 0-0, Away: 0-0, Neutral: 4-0		
Date	Location	W/L
2/21/09	Dallas, Texas	W, 9-3
2/8/14	Ruston, La.	W, 4-2
3/5/16	Denton, Texas	W, 5-2
3/5/16	Denton, Texas	W, 10-2 (5)

HUNTINGDON Overall: 0-1 (.000)

Home: 0-0, Away: 0-0, Neutral: 0-1		
Date	Location	W/L
3/20/92	Jacksonville, Ala.	L

ILLINOIS Overall: 1-0 (1.000)

Home: 0-0, Away: 0-0, Neutral: 1-0		
Date	Location	W/L
2/13/15	Starkville, Miss.	W, 6-5

ILLINOIS CHICAGO Overall: 0-2 (.000)

Home: 0-0, Away: 0-0, Neutral: 0-2		
Date	Location	W/L
3/24/01	Atlanta, Ga.	L, 9-2
3/2/07	Chattanooga, Tenn.	L, 1-0

ILLINOIS STATE Overall: 0-1 (.000)

Home: 0-0, Away: 0-0, Neutral: 0-1		
Date	Location	W/L
2/12/05	Oxford, Miss.	L, 9-0

INDIANA Overall: 3-1 (.750)

Home: 0-0, Away: 0-0, Neutral: 2-2		
Date	Location	W/L
3/5/05	Bowling Green, Ky.	W, 2-1
3/6/05	Bowling Green, Ky.	W, 4-3
3/3/06	Chattanooga, Tenn.	L, 5-2
3/15/14	Atlanta, Ga.	W, 7-1

INDIANA STATE Overall: 2-7 (.222)

Home: 1-3, Away: 0-0, Neutral: 1-4		
Date	Location	W/L
3/9/01	Columbia, Mo.	L, 2-1
3/11/01	Columbia, Mo.	L, 11-3
2/23/02	Martin, Tenn.	W, 3-1
2/24/02	Martin, Tenn.	L, 5-1
2/15/03	Oxford, Miss.	L, 3-0
2/14/04	Oxford, Miss.	L, 3-2
2/22/04	Martin, Tenn.	L, 6-2
2/19/05	Martin, Tenn.	L, 5-2
3/1/08	Martin, Tenn.	W, 3-1

IONA Overall: 2-0 (1.000)

Home: 0-0, Away: 0-0, Neutral: 2-0		
Date	Location	W/L
3/18/04	Kissimmee, Fla.	W, 9-0
3/11/17	Riverside, Calif.	W, 14-10

IOWA STATE Overall: 2-1 (.666)

Home: 0-0, Away: 0-2, Neutral: 1-0		
Date	Location	W/L
3/10/01	Columbia, Mo.	L, 5-0
3/11/01	Columbia, Mo.	L, 8-4
3/6/04	Louisville, Ky.	W, 5-4

IUPUI Overall: 1-2 (.33)

Home: 0-0, Away: 0-0, Neutral: 1-2		
Date	Location	W/L
3/16/99	Orlando, Fla.	L, 6-5
2/26/11	Chattanooga, Tenn.	W, 6-0
2/25/18	Chattanooga, Tenn.	L, 2-1

JACKSON STATE Overall: 3-2 (.600)

Home: 0-0, Away: 0-0, Neutral: 3-2		
Date	Location	W/L
2/11/06	Hammond, La.	W, 15-9
2/14/09	Hammond, La.	W, 12-1
2/20/10	Hammond, La.	W, 6-4
2/12/11	Hammond, La.	L, 4-2
2/9/14	Ruston, Ka.	L, 4-2

JACKSONVILLE STATE Overall: 14-43 (.246)

Home: 2-17, Away: 7-23, Neutral: 3-2, OVCT: 3-5		
Date	Location	W/L
3/21/92	Jacksonville, Ala.	L
3/28/92	Florence, Ala.	W
4/18/92	Columbus, Miss.	W
3/20/93	Jacksonville, Ala.	W, 1-0
3/12/94	Jacksonville, Ala.	L, 2-1
4/20/96	Jacksonville, Ala.	L, 4-0
3/1/99	Jacksonville, Ala.	L, 7-2
3/1/99	Jacksonville, Ala.	L, 11-3
3/19/99	Orlando, Fla.	L, 6-1
4/9/04	Jacksonville, Ala.	L, 10-2
4/9/04	Jacksonville, Ala.	W, 8-6
4/10/04	Jacksonville, Ala.	W, 6-3
5/15/04	Richmond, Ky.	W, 5-2
4/23/05	Martin, Tenn.	L, 11-2
4/23/05	Martin, Tenn.	L, 8-0
4/24/05	Martin, Tenn.	L, 5-4
5/12/05	Jacksonville, Ala.	L, 11-4
4/29/06	Jacksonville, Ala.	L, 6-4
4/29/06	Jacksonville, Ala.	L, 4-1
4/30/06	Jacksonville, Ala.	L, 3-2
5/12/06	Cookeville, Tenn.	L, 9-2
4/28/07	Martin, Tenn.	L, 7-4
4/28/07	Martin, Tenn.	L, 6-3
4/29/07	Martin, Tenn.	L, 7-3
3/21/08	Jacksonville, Ala.	L, 5-2
3/21/08	Jacksonville, Ala.	L, 8-0
3/22/08	Jacksonville, Ala.	L, 6-3
3/29/09	Martin, Tenn.	L, 6-3
3/29/09	Martin, Tenn.	L, 7-1
5/8/09	Martin, Tenn.	W, 2-0
4/2/10	Jacksonville, Ala.	L, 7-5
4/2/10	Jacksonville, Ala.	L, 10-5 (5)
4/3/10	Jacksonville, Ala.	W, 9-6
5/14/10	Martin, Tenn.	L, 5-4
5/15/10	Martin, Tenn.	L, 10-1 (5)
4/22/11	Martin, Tenn.	W, 3-1
4/22/11	Martin, Tenn.	L, 9-1
4/22/11	Martin, Tenn.	W, 8-0
5/5/12	Jacksonville, Ala.	W, 4-1

2019 UT MARTIN SOFTBALL GUIDE

5/5/12	Jacksonville, Ala.	L, 6-3
5/6/12	Jacksonville, Ala.	L, 10-2 (5)
4/7/13	Jacksonville, Ala.	L, 7-6 (10)
4/7/13	Jacksonville, Ala.	W, 7-6
5/12/13	Charleston, Ill.	L, 2-0
4/19/14	Martin, Tenn.	L, 3-0
4/19/14	Martin, Tenn.	L, 7-5
3/21/15	Jacksonville, Ala.	L, 3-2
3/21/15	Jacksonville, Ala.	L, 9-1
4/10/16	Martin, Tenn.	L, 4-0
4/10/16	Martin, Tenn.	L, 2-1
3/25/17	Jacksonville, Ala.	L, 4-0
3/25/17	Jacksonville, Ala.	W, 7-5
3/23/18	Martin, Tenn.	L, 6-4
3/23/18	Martin, Tenn.	L, 6-2

KANSAS			Overall: 1-0 (1.000)
Home: 0-0, Away: 0-0, Neutral: 1-0			
Date	Location	W/L	
2/10/12	Hammond, La.	W, 6-4	

KENNESAW STATE			Overall: 1-3 (.250)
Home: 0-0, Away: 1-1, Neutral: 0-2			
Date	Location	W/L	
3/5/10	Atlanta, Ga.	L, 5-3	
3/2/12	Atlanta, Ga.	L, 2-1	
2/17/13	Kennesaw, Ga.	W, 5-4	
2/27/16	Kennesaw, Ga.	L, 7-6 (8)	

KENT STATE			Overall: 0-1 (.000)
Home: 0-0, Away: 0-0, Neutral: 0-1			
Date	Location	W/L	
3/6/04	Louisville, Ky.	L, 9-5	

KENTUCKY WESLEYAN			Overall: 0-4 (.000)
Home: 0-2, Away: 0-2, Neutral: 0-0			
Date	Location	W/L	
4/4/92	Owensboro, Ky.	L	
4/15/92	Martin, Tenn.	L	
4/15/92	Martin, Tenn.	L	
3/10/93	Owensboro, Ky.	L, 5-4	

LAFAYETTE			Overall: 1-0 (1.000)
Home: 0-0, Away: 0-0, Neutral: 1-0			
Date	Location	W/L	
3/14/04	Kissimmee, Fla.	W, 7-0	

LAMAR			Overall: 1-0 (1.000)
Home: 0-0, Away: 0-0, Neutral: 1-0			
Date	Location	W/L	
2/13/15	Starkville, Miss.	W, 4-1	

LAMBUTH			Overall: 3-1 (.750)
Home: 2-0, Away: 1-1, Neutral: 0-0			
Date	Location	W/L	
3/12/93	Jackson, Tenn.	W, 4-2	
3/12/93	Jackson, Tenn.	L, 5-1	
4/13/93	Martin, Tenn.	W, 1-0	
4/13/93	Martin, Tenn.	W, 5-4	

LIPSCOMB			Overall: 4-8 (.333)
Home: 2-6, Away: 1-1, Neutral: 1-1			
Date	Location	W/L	
3/6/01	Martin, Tenn.	L, 6-1	
3/6/01	Martin, Tenn.	L, 4-2	
2/19/02	Nashville, Tenn.	W, 4-0	
2/19/02	Nashville, Tenn.	L, 10-2	
2/23/02	Martin, Tenn.	W, 3-1	
2/24/02	Martin, Tenn.	L, 6-4	
4/18/02	Martin, Tenn.	L, 11-4	
4/18/02	Martin, Tenn.	L, 2-0	
3/27/03	Martin, Tenn.	L, 5-1	
3/27/03	Martin, Tenn.	W, 6-4	
2/25/06	Murfreesboro, Tenn.	L, 8-3	
2/9/08	Atlanta, Ga.	W, 4-3	

LIBERTY			Overall: 0-1 (.000)
Home: 0-0, Away: 0-0, Neutral: 0-1			
Date	Location	W/L	
2/28/99	Chattanooga, Tenn.	L, 5-0	

LIVINGSTON			Overall: 3-3 (.500)
Home: 0-0, Away: 0-0, Neutral: 3-2, GSCT: 1-0			
Date	Location	W/L	
1986	Columbus, Miss.	W, 9-3	
1987	Florence, Ala.	L, 12-1	
1987	Columbus, Miss.	L, 6-5	
1987	Martin, Tenn.	W, 10-2	
4/4/92	Owensboro, Ky.	W	
4/18/92	Columbus, Miss.	L	

LOUISIANA LAFAYETTE			Overall: 1-1 (.500)
Home: 0-0, Away: 0-0, Neutral: 1-1			
Date	Location	W/L	
2/24/07	Natchitoches, La.	L, 5-0	
2/25/07	Natchitoches, La.	L, 9-1	

LOUISIANA MONROE			Overall: 1-1 (.500)
Home: 0-0, Away: 0-0, Neutral: 1-1			
Date	Location	W/L	
2/12/05	Oxford, Miss.	L, 4-3	
2/10/07	Hammonds, La. (No. 23)	W, 5-4	

LOUISIANA TECH			Overall: 1-3 (.250)
Home: 0-0, Away: 0-1, Neutral: 1-2			
Date	Location	W/L	
2/23/97	Monroe, La.	L, 10-1	
2/8/13	Hammond, La.	W, 7-2 (8)	
2/7/14	Ruston, La.	L, 8-3	
2/14/15	Starkville, Miss.	L, 7-3	

LOUISVILLE			Overall: 0-3 (.000)
Home: 0-0, Away: 0-3, Neutral: 0-0			
Date	Location	W/L	
3/3/01	Louisville, Ky.	L, 8-0	
3/3/01	Louisville, Ky.	L, 3-2	
3/7/04	Louisville, Ky.	L, 12-2	

LOYOLA CHICAGO			Overall: 3-0 (1.000)
Home: 2-0, Away: 0-0, Neutral: 1-0			
Date	Location	W/L	
3/5/02	Martin, Tenn.	W, 5-0	
3/5/02	Martin, Tenn.	W, 3-0	
2/26/06	Murfreesboro, Tenn.	W, 12-0	

LOYOLA MARYMOUNT			Overall: 0-2 (.000)
Home: 0-0, Away: 0-2, Neutral: 0-0			
Date	Location	W/L	
3/10/07	Los Angeles, Calif.	L, 6-5	
3/10/07	Los Angeles, Calif.	L, 4-2	

MAINE			Overall: 1-4 (.200)
Home: 0-1, Away: 0-0, Neutral: 1-3			
Date	Location	W/L	
3/13/96	Orlando, Fla.	L, 2-1	
3/12/97	Orlando, Fla.	L, 4-2	
3/20/02	Martin, Tenn.	L, 6-4	
3/13/03	Osceola, Fla.	L, 2-0	
3/14/06	Kissimmee, Fla.	W, 4-0	

MANHATTAN			Overall: 2-3 (.400)
Home: 0-0, Away: 0-0, Neutral: 0-4			
Date	Location	W/L	
3/16/98	Orlando, Fla.	L, 3-1	
3/16/99	Orlando, Fla.	L, 5-4	
3/14/10	Kissimmee, Fla.	W, 4-0	
3/9/18	DeLand, Fla.	L, 6-0	
3/11/18	DeLand, Fla.	W, 3-0	

MARIST			Overall: 2-1 (.666)
Home: 0-0, Away: 0-0, Neutral: 1-1			
Date	Location	W/L	
3/14/98	Orlando, Fla.	W, 5-3	
3/14/98	Orlando, Fla.	L, 7-3	
3/14/10	Kissimmee, Fla.	W, 13-5 (5)	

MARSHALL			Overall: 0-1 (.000)
Home: 0-0, Away: 0-0, Neutral: 0-1			
Date	Location	W/L	
2/27/04	Chattanooga, Tenn.	L, 10-6	

MARTIN METHODIST			Overall: 4-2 (.666)
Home: 2-0, Away: 1-1, Neutral: 1-1			
Date	Location	W/L	
1987	Martin, Tenn.	W, 7-4	
1987	Martin, Tenn.	W, 13-11	
1987	Pulaski, Tenn.	L, 5-6	
1987	Pulaski, Tenn.	W, 7-4	
3/20/92	Jacksonville, Ala.	L	
3/27/92	Florence, Ala.	W	

MARYLAND			Overall: 2-2 (.500)
Home: 0-0, Away: 0-0, Neutral: 2-2			
Date	Location	W/L	
4/1/95	Atlanta, Ga.	W, 12-1	
2/26/99	Chattanooga, Tenn.	L, 11-1	
3/27/99	Marietta, Ga.	L, 10-0	
3/19/17	Riverside, Calif.	W, 8-2	

MCNEESE STATE			Overall: 0-1 (.000)
Home: 0-0, Away: 0-0, Neutral: 0-1			
Date	Location	W/L	
2/23/13	Atlanta, Ga.	L, 7-2	

MEMPHIS			Overall: 5-12 (.294)
Home: 4-5, Away: 1-7, Neutral: 0-0			
Date	Location	W/L	
4/5/06	Martin, Tenn.	W, 6-2	
4/5/06	Martin, Tenn.	W, 1-0	
3/28/07	Memphis, Tenn.	L, 7-4	
3/28/07	Memphis, Tenn.	L, 2-1	
4/9/08	Martin, Tenn.	L, 6-4	
4/9/08	Martin, Tenn.	L, 5-2	
4/1/09	Memphis, Tenn.	L, 7-2	
4/1/09	Memphis, Tenn.	L, 5-4 (9)	
3/14/12	Memphis, Tenn.	L, 3-1	
4/24/13	Martin, Tenn.	L, 4-2	
4/9/14	Memphis, Tenn.	W, 2-0	
3/15/15	Martin, Tenn.	W, 2-0 (8)	
3/15/15	Martin, Tenn.	W, 5-1	
4/27/16	Memphis, Tenn.	L, 3-2	
4/4/17	Martin, Tenn.	L, 5-4	
4/4/17	Martin, Tenn.	L, 6-2	
3/21/18	Memphis, Tenn.	L, 6-2	

MERCER			Overall: 2-0 (1.000)
Home: 0-0, Away: 0-0, Neutral: 2-0			
Date	Location	W/L	
3/07/09	Atlanta, Ga.	W, 6-3	
2/16/13	Atlanta, Ga.	W, 11-10	

MID CONTINENT			Overall: 6-0 (1.000)
Home: 6-0, Away: 0-0, Neutral: 0-0			
Date	Location	W/L	
5/4/04	Martin, Tenn.	W, 3-0	
5/4/04	Martin, Tenn.	W, 10-1	
2/21/07	Martin, Tenn.	W, 7-0	
2/21/07	Martin, Tenn.	W, 10-0	
4/29/08	Martin, Tenn.	W, 13-2	
4/29/08	Martin, Tenn.	W, 10-0	

MIDDLE TENNESSEE			Overall: 15-28-1 (.352)
Home: 3-14-1, Away: 9-12, Neutral: 3-2, OVCT: 1-1			
Date	Location	W/L	
4/18/93	Martin, Tenn.	L, 2-0	
4/18/93	Martin, Tenn.	L, 2-1	
4/20/94	Martin, Tenn.	L, 4-2 (11)	
4/20/94	Martin, Tenn.	L, 6-4	
4/23/94	Clarksville, Tenn.	L, 5-1	
4/3/95	Murfreesboro, Tenn.	W, 3-0	
4/3/95	Murfreesboro, Tenn.	L, 4-3	
3/24/96	Murfreesboro, Tenn.	W, 3-2	
3/24/96	Murfreesboro, Tenn.	L, 6-0	
4/12/96	Martin, Tenn.	L, 2-1	
4/12/96	Martin, Tenn.	L, 1-0	
4/18/97	Murfreesboro, Tenn.	L, 2-0	
4/18/97	Murfreesboro, Tenn.	W, 4-3	
5/3/97	Morehead, Ky.	W, 2-1	
4/1/98	Murfreesboro, Tenn.	W, 4-0	
4/1/98	Murfreesboro, Tenn.	W, 7-2	
4/18/99	Martin, Tenn.	L, 15-1	
4/18/99	Martin, Tenn.	L, 1-0	
4/6/00	Murfreesboro, Tenn.	L, 7-0	
4/6/00	Murfreesboro, Tenn.	L, 3-2	
5/6/00	Martin, Tenn.	L, 2-0	
5/6/00	Martin, Tenn.	L, 4-0	
2/27/01	Murfreesboro, Tenn.	L, 1-0	
2/27/01	Murfreesboro, Tenn.	L, 5-0	
4/2/03	Martin, Tenn.	L, 4-1	
4/2/03	Martin, Tenn.	L, 9-0	
2/25/06	Murfreesboro, Tenn.	W, 6-2	
2/28/06	Martin, Tenn.	L, 6-4	
2/28/06	Martin, Tenn.	T, 1-1	
3/5/06	Chattanooga, Tenn.	W, 5-4	
2/23/08	Murfreesboro, Tenn.	L, 5-1	
2/24/08	Murfreesboro, Tenn.	W, 4-2	
4/16/08	Martin, Tenn.	W, 5-1	
4/16/08	Martin, Tenn.	W, 1-0	
4/22/10	Murfreesboro, Tenn.	L, 2-0	
4/22/10	Murfreesboro, Tenn.	L, 7-3	
4/25/12	Murfreesboro, Tenn.	L, 4-3	
2/22/13	Atlanta, Ga.	W, 7-2	
4/22/14	Martin, Tenn.	L, 2-0	
3/25/15	Murfreesboro, Tenn.	W, 7-2	
3/25/15	Murfreesboro, Tenn.	L, 6-2	
3/29/17	Martin, Tenn.	W, 5-3	
2/17/18	Montgomery, Ala.	L, 3-0	
4/4/18	Murfreesboro, Tenn.	W, 4-1	

MINNESOTA			Overall: 0-1 (.000)
Home: 0-0, Away: 0-0, Neutral: 0-1			
Date	Location	W/L	
3/2/08	Martin, Tenn.	L, 6-0	

MISSISSIPPI COLLEGE			Overall: 2-4 (.333)
Home: 0-0, Away: 0-0, Neutral: 2-2, GST: 0-2			
Date	Location	W/L	
1986	Florence, Ala.	W, 12-5	
1986	Columbus, Miss.	L, 6-2	
1986	Cape Girardeau, Mo.	L, 3-2	
1987	Martin, Tenn.	L, 10-9	
1987	Martin, Tenn.	L, 6-5	
4/18/92	Columbus, Miss.	W	

MISSISSIPPI STATE		Overall: 0-4 (.000)
Home: 0-0, Away: 0-2, Neutral: 0-2		
Date	Location	W/L
2/21/97	Monroe, La.	L, 4-1
3/3/07	Chattanooga, Tenn.	L, 6-5
2/14/15	Starkville, Miss.	L, 4-2
2/15/18	Starkville, Miss.	L, 3-0

4/14/05	Martin, Tenn.	W, 8-0
4/14/05	Martin, Tenn.	L, 3-1
2/10/07	Hammond, La.	W, 9-4
2/13/09	Hammond, La.	L, 0-1
2/19/10	Hammond, La.	W, 8-3
2/22/13	Atlanta, Ga.	W, 5-1
2/13/16	Hammond, La.	W, 8-1
2/12/17	Hammond, La.	W, 8-0 (6)
3/4/17	Hammond, La.	W, 5-1

MISSOURI Overall: 0-2 (.000)

Home: 0-0, Away: 0-2, Neutral: 0-0		
Date	Location	W/L
3/9/01	Columbia, Mo.	L, 6-4
3/10/01	Columbia, Mo.	L, 15-0

MISSOURI KANSAS CITY Overall: 2-0 (1.000)

Home: 0-0, Away: 0-0, Neutral: 2-0		
Date	Location	W/L
2/22/09	Dallas, Texas	W, 11-1
2/12/11	Hammond, La.	W, 3-2

MONMOUTH Overall: 1-1 (.500)

Home: 0-0, Away: 0-0, Neutral: 1-1		
Date	Location	W/L
3/10/08	Orlando, Fla.	L, 3-2
3/10/08	Orlando, Fla.	W, 1-0

MOREHEAD STATE Overall: 51-19 (.735)

Home: 22-10, Away: 19-12, Neutral: 5-2, OVCT: 4-1

Date	Location	W/L
4/25/92	Cape Girardeau, Mo.	W, 10-1 (5)
4/25/92	Cape Girardeau, Mo.	W, 7-4
4/2/94	Martin, Tenn.	L, 5-2
4/2/94	Martin, Tenn.	W, 11-2
4/8/94	Morehead, Ky.	W, 6-4
4/8/94	Morehead, Ky.	L, 7-3
4/23/94	Clarksville, Tenn.	W, 2-0
3/13/95	Orlando, Fla.	W, 5-0
4/7/95	Morehead, Ky.	L, 3-2
4/7/95	Morehead, Ky.	W, 5-1
4/13/96	Martin, Tenn.	W, 2-1
4/13/96	Martin, Tenn.	W, 7-6
4/26/96	Morehead, Ky.	W, 2-1
4/26/96	Morehead, Ky.	W, 4-2
5/5/96	Murfreesboro, Tenn.	W, 6-0
3/30/97	Morehead, Ky.	L, 1-0 (8)
3/30/97	Morehead, Ky.	W, 5-0
4/13/97	Martin, Tenn.	W, 8-3
4/13/97	Martin, Tenn.	L, 5-3
4/5/98	Martin, Tenn.	L, 2-0
4/5/98	Martin, Tenn.	W, 2-1
5/3/98	Cape Girardeau, Mo	L, 1-0
3/15/99	Orlando, Fla.	L, 13-1
4/11/99	Morehead, Ky.	L, 9-1
4/11/99	Morehead, Ky.	L, 9-1
3/25/00	Martin, Tenn.	W, 3-2
3/26/00	Martin, Tenn.	L, 5-1
3/26/00	Martin, Tenn.	W, 6-1
3/31/01	Morehead, Ky.	L, 4-3
3/31/01	Morehead, Ky.	L, 2-1
4/1/01	Morehead, Ky.	W, 5-0
4/13/02	Martin, Tenn.	W, 6-1
4/13/02	Martin, Tenn.	W, 4-2
4/14/02	Martin, Tenn.	W, 3-2
4/12/03	Morehead, Ky.	W, 3-0
4/12/03	Morehead, Ky.	W, 4-0
4/13/03	Morehead, Ky.	W, 11-0
5/2/04	Martin, Tenn.	W, 8-0
5/2/04	Martin, Tenn.	W, 10-1
4/9/05	Martin, Tenn.	L, 1-0
4/9/05	Martin, Tenn.	W, 6-3
4/10/05	Martin, Tenn.	W, 3-1
4/14/06	Morehead, Ky.	W, 3-0
4/14/06	Morehead, Ky.	W, 5-1
4/15/06	Morehead, Ky.	W, 7-2
3/31/07	Martin, Tenn.	W, 1-0
3/31/07	Martin, Tenn.	L, 4-1
4/1/07	Martin, Tenn.	W, 2-1
3/15/08	Morehead, Ky.	W, 3-2 (9)
3/14/09	Martin, Tenn.	W, 3-2 (8)
3/14/09	Martin, Tenn.	W, 13-0 (5)
3/15/09	Martin, Tenn.	L, 3-1 (10)
5/8/09	Jacksonville, Ala.	W, 5-0 (8)
5/8/10	Morehead, Ky.	W, 5-4
5/8/10	Morehead, Ky.	W, 3-1
5/9/10	Morehead, Ky.	W, 3-1
4/9/11	Martin, Tenn.	W, 1-0
4/9/11	Martin, Tenn.	W, 6-3
4/10/11	Martin, Tenn.	W, 6-2
4/22/12	Morehead, Ky.	W, 5-1
4/22/12	Morehead, Ky.	W, 5-1
4/20/13	Martin, Tenn.	L, 4-0
4/20/13	Martin, Tenn.	W, 5-3
5/10/13	Charleston, Ill.	W, 5-2
3/22/14	Morehead, Ky.	W, 11-7
3/22/14	Morehead, Ky.	W, 9-4
4/23/16	Morehead, Ky.	W, 4-1
4/23/16	Morehead, Ky.	L, 4-0
4/22/18	Morehead, Ky.	L, 1-0
4/22/18	Morehead, Ky.	W, 6-4

MURRAY STATE Overall: 16-13 (.552)

Home: 8-6, Away: 6-4, Neutral: 0-0, OVCT: 4-3

Date	Location	W/L
3/30/10	Martin, Tenn.	W, 6-0
3/30/10	Martin, Tenn.	W, 11-3
4/14/10	Murray, Ky.	W, 8-0
3/12/11	Martin, Tenn.	W, 6-5
3/12/11	Martin, Tenn.	W, 3-0
3/13/11	Martin, Tenn.	W, 14-6
5/12/11	Charleston, Ill.	L, 3-2
5/13/11	Charleston, Ill.	W, 3-2
3/24/12	Murray, Ky.	L, 4-1
3/24/12	Murray, Ky.	L, 3-2
3/25/12	Murray, Ky.	W, 4-2
5/10/12	Martin, Tenn.	W, 7-1
4/13/13	Martin, Tenn.	W, 1-0
4/13/13	Martin, Tenn.	L, 4-1
4/14/13	Martin, Tenn.	L, 3-2 (8)
5/8/13	Charleston, Ill.	L, 2-1 (8)
5/12/13	Charleston, Ill.	W, 5-4
3/15/14	Murray, Ky.	W, 6-1
3/15/14	Murray, Ky.	W, 4-3
5/2/15	Martin, Tenn.	L, 8-1
5/2/15	Martin, Tenn.	L, 6-2
5/3/15	Martin, Tenn.	L, 9-1
4/30/16	Murray, Ky.	L, 2-0
5/1/16	Murray, Ky.	L, 5-0
5/13/16	Oxford, Ala.	L, 2-0
4/8/17	Martin, Tenn.	L, 5-4
4/8/17	Martin, Tenn.	W, 6-4
4/9/18	Murray, Ky.	W, 3-2 (8)
4/9/18	Murray, Ky.	W, 4-0

NEVADA Overall: 1-0 (1.000)

Home: 0-0, Away: 0-0, Neutral: 1-0		
Date	Location	W/L
2/10/17	Hammond, La.	W, 12-4

NIAGARA Overall: 2-0 (1.000)

Home: 0-0, Away: 0-0, Neutral: 2-0		
Date	Location	W/L
2/24/12	Chattanooga, Tenn.	W, 5-3
3/8/13	Orlando, Fla.	W, 6-1

NICHOLLS STATE Overall: 4-5 (.444)

Home: 0-0, Away: 0-0, Neutral: 4-5		
Date	Location	W/L
2/22/97	Monroe, La.	L, 3-1
2/10/01	Oxford, Miss.	L, 3-1
2/11/01	Oxford, Miss.	L, 4-0
2/16/02	Oxford, Miss.	W, 3-0
2/10/12	Hammond, La.	W, 5-3
2/8/15	Hammond, La.	L, 3-2
2/14/16	Hammond, La.	W, 3-0
3/4/16	Denton, Texas	L, 10-3
3/3/17	Oxford, Miss.	W, 5-4

NORTH ALABAMA Overall: 7-8-1 (.438)

Home: 1-1, Away: 4-5, Neutral: 2-1-1, GST: 0-1

Date	Location	W/L
1986	Martin, Tenn.	W, 2-1
1986	Martin, Tenn.	L, 17-4
1986	Florence, Ala.	L, 4-3
1986	Florence, Ala.	W, 8-1
1986	Columbus, Miss.	W, 4-1
1986	Florence, Ala.	L, 12-6
1987	Florence, Ala.	L, 8-1
1987	Florence, Ala.	L, 1-0
1987	Florence, Ala.	L, 5-4
3/3/92	Florence, Ala.	W
3/3/92	Florence, Ala.	W
3/21/92	Jacksonville, Ala.	L
3/27/92	Florence, Ala.	W
3/19/93	Jacksonville, Ala.	L, 6-3
2/26/97	Monroe, La.	W, 8-2
2/26/97	Monroe, La.	T, 2-2

NORTH CAROLINA Overall: 0-1 (.000)

Home: 0-0, Away: 0-0, Neutral: 0-1		
Date	Location	W/L
3/29/96	Marietta, Ga.	L, 5-1

UNC GREENSBORO Overall: 1-0 (1.000)

Home: 0-0, Away: 0-0, Neutral: 1-0		
Date	Location	W/L
3/2/12	Atlanta, Ga.	W, 3-2

UNC WILMINGTON Overall: 0-1 (.000)

Home: 0-0, Away: 0-0, Neutral: 0-1		
Date	Location	W/L
3/12/97	Orlando, Fla.	L, 4-0

NORTH DAKOTA STATE Overall: 0-1 (.000)

Home: 0-0, Away: 0-0, Neutral: 0-1		
Date	Location	W/L
2/14/09	Hammond, La.	L, 5-1 (8)

NORTH FLORIDA Overall: 0-1 (.000)

Home: 0-0, Away: 0-0, Neutral: 0-1		
Date	Location	W/L
3/3/06	Chattanooga, Tenn.	L, 8-7

NORTHEAST ILLINOIS Overall: 2-3 (.400)

Home: 2-3, Away: 0-0, Neutral: 0-0

Date	Location	W/L
3/20/95	Martin, Tenn.	W, 4-1
3/20/95	Martin, Tenn.	L, 17-1
3/21/96	Martin, Tenn.	W, 3-1
3/21/96	Martin, Tenn.	L, 9-7
3/8/98	Martin, Tenn.	L, 6-4

NORTHEAST MISSOURI STATE Overall: 0-1 (.000)

Home: 0-0, Away: 0-0, Neutral: 0-1

Date	Location	W/L
3/18/94	Edwardsville, Ill.	L, 10-3

NORTHERN COLORADO Overall: 2-1 (.667)

Home: 0-0, Away: 0-0, Neutral: 2-1

Date	Location	W/L
2/12/06	Hammond, La.	W, 7-2
2/11/12	Hammond, La.	L, 8-6
2/22/14	Oxford, Miss.	W, 1-0

NORTHERN ILLINOIS Overall: 0-3 (.000)

Home: 0-0, Away: 0-0, Neutral: 0-3

Date	Location	W/L
2/23/97	Monroe, La.	L, 10-1
3/2/03	Evansville, Ind.	L, 8-7
2/11/12	Hammond, La.	L, 7-5

NORTHERN IOWA Overall: 1-4 (.200)

Home: 0-0, Away: 0-0, Neutral: 1-4

Date	Location	W/L
3/7/98	Cape Girardeau, Mo.	L, 21-3
3/7/98	Cape Girardeau, Mo.	L, 14-2
3/28/98	Carbondale, Ill.	L, 9-3
3/2/08	Martin, Tenn.	L, 10-2
2/25/11	Chattanooga, Tenn.	W, 2-0

NORTHERN KENTUCKY Overall: 1-1 (.500)

Home: 1-1, Away: 0-0, Neutral: 0-0

Date	Location	W/L
3/17/18	Martin, Tenn.	W, 4-1
3/18/18	Martin, Tenn.	L, 5-1

NORTHRIDGE Overall: 1-1 (.500)

Home: 0-0, Away: 1-1, Neutral: 0-0

Date	Location	W/L
3/12/07	Northridge, Calif.	W, 5-3
3/12/07	Northridge, Calif.	L, 2-0

NORTH TEXAS Overall: 1-3 (.250)

Home: 0-0, Away: 0-2, Neutral: 1-1

Date	Location	W/L
2/28/04	Chattanooga, Tenn.	W, 5-1
3/4/16	Denton, Texas	L, 8-4
3/5/16	Denton, Texas	L, 5-3
2/9/18	Monroe, La.	L, 5-2

NORTHWESTERN STATE Overall: 2-1 (.667)

Home: 0-0, Away: 1-1, Neutral: 1-0

Date	Location	W/L
2/23/07	Natchitoches, La.	L, 4-2
2/25/07	Natchitoches, La.	W, 7-5
2/26/17	Chattanooga, Tenn.	W, 9-8

NOTRE DAME Overall: 0-1 (.000)

Home: 0-0, Away: 0-0, Neutral: 0-1

Date	Location	W/L
2/26/99	Chattanooga, Tenn.	L, 8-0

OAKLAND UNIVERSITY Overall: 4-0 (1.000)

Home: 1-0, Away: 0-0, Neutral: 3-0

Date	Location	W/L
4/4/92	Owensboro, Ky.	W
2/22/04	Martin, Tenn.	W, 9-8
3/4/07	Chattanooga, Tenn.	W, 7-4
2/27/10	Chattanooga, Tenn.	W, 7-0

OHIO STATE Overall: 1-0 (1.000)

Home: 0-0, Away: 0-0, Neutral: 1-0

Date	Location	W/L
2/19/11	Mobile, Ala.	W, 7-6

OLE MISS Overall: 4-12 (.250)

Home: 2-1, Away: 1-6, Neutral: 1-5

Date	Location	W/L
2/10/01	Oxford, Miss.	L, 2-1
2/11/01	Oxford, Miss.	L, 11-3
2/16/02	Oxford, Miss.	L, 6-2
3/26/03	Martin, Tenn.	L, 7-1
3/26/03	Martin, Tenn.	L, 2-1
3/6/10	Atlanta, Ga.	W, 7-6 (9)
2/23/13	Oxford, Miss.	L, 9-8 (8)
3/13/13	Martin, Tenn.	W, 1-0
2/23/14	Oxford, Miss.	L, 3-2
3/25/14	Martin, Tenn.	W, 3-2
3/31/15	Oxford, Miss.	L, 6-4
3/13/16	Oxford, Miss.	W, 9-6
3/5/17	Oxford, Miss.	L, 10-7
4/18/17	Martin, Tenn.	L, 7-2
3/2/18	Oxford, Miss.	L, 10-2 (5)
4/25/18	Oxford, Miss.	L, 14-6 (6)

2019 UT MARTIN SOFTBALL GUIDE

OMAHA	Overall: 1-0 (1.000)
Home: 0-0, Away: 0-0, Neutral: 1-0	
Date Location W/L	
2/6/15 Hammond, La.	W, 7-3

PENNSYLVANIA	Overall: 3-2 (.600)
Home: 0-0, Away: 0-0, Neutral: 3-2	
Date Location W/L	
3/15/02 Winter Park, Fla.	W, 13-2
3/9/08 Orlando, Fla.	L, 4-1
3/11/08 Orlando, Fla.	L, 6-4
3/7/13 Orlando, Fla.	W, 1-0
3/7/13 Orlando, Fla.	W, 5-2

PRINCETON	Overall: 1-0 (1.000)
Home: 0-0, Away: 0-0, Neutral: 1-0	
Date Location W/L	
3/1/14 Orlando, Fla.	W, 4-0

PROVIDENCE	Overall: 1-2 (.333)
Home: 0-0, Away: 0-0, Neutral: 1-2	
Date Location W/L	
3/14/96 Orlando, Fla.	L, 4-3 (8)
3/9/97 Orlando, Fla.	L, 3-0
3/17/00 Rock Hill, S.C.	W, 3-2

PURDUE	Overall: 0-2 (.000)
Home: 0-0, Away: 0-0, Neutral: 0-2	
Date Location W/L	
5/16/09 Louisville, Ky.	L, 6-2
2/24/12 Chattanooga, Tenn.	L, 12-5

QUINCY	Overall: 0-1 (.000)
Home: 0-0, Away: 0-0, Neutral: 0-1	
Date Location W/L	
3/18/94 Edwardsville, Ill.	L, 2-1

RADFORD	Overall: 1-0 (1.000)
Home: 0-0, Away: 0-0, Neutral: 1-0	
Date Location W/L	
3/27/09 Chattanooga, Tenn.	W, 9-1

RHODE ISLAND	Overall: 4-0 (1.000)
Home: 0-0, Away: 0-0, Neutral: 4-0	
Date Location W/L	
3/9/97 Orlando, Fla.	W, 6-0
3/18/99 Orlando, Fla.	W, 3-2
3/10/03 Osceola, Fla.	W, 1-0
2/27/09 Chattanooga, Tenn.	W, 2-1

RIDER	Overall: 1-1 (.500)
Home: 0-0, Away: 1-0, Neutral: 0-1	
Date Location W/L	
3/15/99 Orlando, Fla.	L, 2-1
3/13/05 Kissimmee, Fla.	W, 5-0

SACRED HEART	Overall: 1-1 (.500)
Home: 0-0, Away: 0-0, Neutral: 1-1	
Date Location W/L	
3/8/08 Osceola, Fla.	L, 4-3
3/4/13 Orlando, Fla.	W, 1-0

SAINT AUGUSTINE	Overall: 1-0 (1.000)
Home: 0-0, Away: 0-0, Neutral: 1-0	
Date Location W/L	
3/19/93 Jacksonville, Ala.	W, 3-0

SAINT FRANCIS	Overall: 2-0 (1.000)
Home: 0-0, Away: 0-0, Neutral: 2-0	
Date Location W/L	
3/5/11 Fort Meyers, Fla.	W, 5-2
3/5/13 Orlando, Fla.	W, 2-0

SAINT JOHNS	Overall: 0-1
Home: 0-0, Away: 0-0, Neutral: 0-1	
Date Location W/L	
3/6/11 Fort Meyers, Fla.	L, 9-7

SAINT JOSEPH	Overall: 1-0 (1.000)
Home: 0-0, Away: 0-0, Neutral: 1-0	
Date Location W/L	
3/10/03 Osceola, Fla.	W, 1-0

SAINT LOUIS	Overall: 21-22 (.488)
Home: 10-8, Away: 3-10, Neutral: 6-4	
Date Location W/L	
3/16/95 Orlando, Fla.	W, 8-2
4/26/97 Martin, Tenn.	W, 6-0
4/26/97 Martin, Tenn.	W, 1-0
3/27/98 Carbondale, Ill.	W, 6-1
3/29/98 St. Louis, Mo.	W, 8-1
3/29/98 St. Louis, Mo.	W, 10-3
4/22/98 Martin, Tenn.	W, 9-0
4/22/98 Martin, Tenn.	W, 3-2
3/1/01 Martin, Tenn.	L, 4-3
3/1/01 Martin, Tenn.	L, 3-2
3/2/01 Louisville, Ky.	L, 6-0
3/20/01 St. Louis, Mo.	L, 2-1
3/20/01 St. Louis, Mo.	L, 7-1
2/23/02 Martin, Tenn.	L, 4-0
4/9/02 Martin, Tenn.	L, 2-1
4/9/02 Martin, Tenn.	L, 5-1
4/29/02 St. Louis, Mo.	L, 3-0

4/29/02 St. Louis, Mo.	L, 3-2
4/1/03 Martin, Tenn.	L, 1-0
4/1/03 Martin, Tenn.	L, 5-4
4/9/03 St. Louis, Mo.	L, 4-1
4/9/03 St. Louis, Mo.	L, 2-0
2/21/04 Martin, Tenn.	W, 2-1
4/6/04 St. Louis, Mo.	L, 5-4
4/6/04 St. Louis, Mo.	L, 9-8
4/19/05 St. Louis, Mo.	L, 1-0
4/19/05 St. Louis, Mo.	L, 3-2
4/12/06 Martin, Tenn.	W, 3-0
4/12/06 Martin, Tenn.	W, 1-0
5/2/06 St. Louis, Mo.	W, 6-2
4/4/07 Martin, Tenn.	W, 3-1
4/4/07 Martin, Tenn.	W, 3-0
2/16/08 Hammond, La.	W, 4-3
2/20/10 Hammond, La.	W, 9-0 (5)
2/13/11 Hammond, La.	W, 11-3
2/17/12 Fort Myers, Fla.	W, 3-0
2/9/13 Hammond, La.	W, 3-2
2/22/14 Oxford, Miss.	L, 2-1
3/11/14 Martin, Tenn.	W, 7-2
3/11/14 Martin, Tenn.	L, 4-3
3/1/15 Hammond, La.	L, 4-2
2/24/17 Chattanooga, Tenn.	W, 1-0
3/4/18 Oxford, Miss.	L, 5-3 (9)

SAINT PETERS	Overall: 1-0 (1.000)
Home: 9-7, Away: 3-10, Neutral: 2-1	
Date Location W/L	
3/15/10 Kissimmee, Fla.	W, 14-5 (5)

SAINT XAVIER	Overall: 0-1 (.000)
Home: 0-0, Away: 0-0, Neutral: 0-1	
Date Location W/L	
3/15/96 Orlando, Fla.	L, 2-1

SAMFORD	Overall: 7-8 (.466)
Home: 5-3, Away: 2-4, Neutral: 0-1, OVCT: 0-1	
Date Location W/L	
3/27/04 Martin, Tenn.	W, 6-0
3/27/04 Martin, Tenn.	L, 1-0
3/28/04 Martin, Tenn.	W, 3-0
5/2/05 Birmingham, Ala.	L, 1-0
5/2/05 Birmingham, Ala.	W, 4-0
5/3/05 Birmingham, Ala.	L, 3-2
5/6/06 Martin, Tenn.	W, 5-2
5/6/06 Martin, Tenn.	W, 2-0
5/7/06 Martin, Tenn.	L, 3-1
4/6/07 Birmingham, Ala.	L, 3-1
4/6/07 Birmingham, Ala.	L, 5-3
4/7/07 Birmingham, Ala.	W, 7-2
5/11/07 Cookeville, Tenn.	L, 4-1
5/3/08 Martin, Tenn.	L, 5-3
5/3/08 Martin, Tenn.	L, 2-1
5/4/08 Martin, Tenn.	L, 2-1
3/18/17 Martin, Tenn.	L, 2-1
3/19/17 Martin, Tenn.	W, 3-2

SAN DIEGO	Overall: 1-1 (.500)
Home: 0-0, Away: 1-1, Neutral: 0-0	
Date Location W/L	
3/11/07 San Diego, Calif.	L, 5-3
3/11/07 San Diego, Calif.	L, 4-3

SIUE	Overall: 13-18 (.419)
Home: 6-7, Away: 4-7, Neutral: 1-2, OVCT: 1-3	
Date Location W/L	
1986 Martin, Tenn.	L, 3-2
1986 Martin, Tenn.	L, 19-2
1986 Cape Girardeau, Mo.	L, 10-0
3/19/94 Edwardsville, Ill.	L, 8-5
4/18/09 Martin, Tenn.	L, 3-0
4/18/09 Martin, Tenn.	W, 5-2
4/30/11 Edwardsville, Ill.	L, 10-2
4/30/11 Edwardsville, Ill.	W, 3-2
5/1/11 Edwardsville, Ill.	W, 2-1
5/13/11 Charleston, Ill.	W, 2-0
3/10/12 Martin, Tenn.	W, 9-3
3/10/12 Martin, Tenn.	W, 7-6
3/11/12 Martin, Tenn.	W, 4-3
3/16/13 Edwardsville, Ill.	L, 8-6
3/16/13 Edwardsville, Ill.	W, 7-4
5/11/13 Charleston, Ill.	W, 7-1
3/30/14 Martin, Tenn.	L, 7-2
3/30/14 Martin, Tenn.	W, 9-2
4/25/15 Edwardsville, Ill.	L, 5-3
4/26/15 Edwardsville, Ill.	L, 3-0
5/7/16 Martin, Tenn.	L, 3-2
5/7/16 Martin, Tenn.	W, 3-1
5/7/16 Martin, Tenn.	W, 3-2
5/8/16 Martin, Tenn.	L, 6-5
5/11/16 Oxford, Ala.	L, 2-0
4/1/17 Edwardsville, Ill.	L, 5-0
4/1/17 Edwardsville, Ill.	W, 7-3
5/11/17 Oxford, Ala.	L, 2-1
5/13/17 Oxford, Ala.	L, 7-1
3/30/18 Martin, Tenn.	L, 4-1 (8)
3/30/18 Martin, Tenn.	L, 2-1

SOUTH DAKOTA	Overall: 0-1 (.000)
Home: 0-0, Away: 0-0, Neutral: 0-1	
Date Location W/L	
3/8/13 Orlando, Fla.	L, 5-2

SOUTHEASTERN LOUISIANA	Overall: 6-4 (.600)
Home: 0-0, Away: 6-3, Neutral: 0-1	
Date Location W/L	
2/11/06 Hammond, La.	W, 5-2
2/10/07 Hammond, La.	L, 4-2
2/15/09 Hammond, La.	W, 3-1
2/21/10 Hammond, La.	W, 8-3
2/12/11 Hammond, La.	L, 4-2
2/12/11 Mobile, Ala.	L, 7-5
2/8/13 Hammond, La.	L, 2-0
2/7/15 Hammond, La.	W, 6-1
2/27/15 Hammond, La.	W, 6-0
2/13/16 Hammond, La.	W, 9-1 (6)

SOUTHEAST MISSOURI	Overall: 43-54 (.443)
Home: 18-23, Away: 19-25, Neutral: 4-6, OVCT: 5-5	
Date Location W/L	
1986 Martin, Tenn.	L, 11-0
1986 Martin, Tenn.	L, 10-3
1986 Cape Girardeau, Mo.	L, 7-0
1986 Cape Girardeau, Mo.	L, 10-5
3/24/92 Martin, Tenn.	W
3/24/92 Martin, Tenn.	L
4/14/92 Cape Girardeau, Mo.	W
4/14/92 Cape Girardeau, Mo.	L
4/24/92 Cape Girardeau, Mo.	L, 5-0
3/29/93 Martin, Tenn.	L, 6-0
4/20/93 Cape Girardeau, Mo.	L, 3-2
4/20/93 Cape Girardeau, Mo.	L, 4-3
3/22/94 Martin, Tenn.	L, 8-0
3/22/94 Martin, Tenn.	W, 6-5
4/19/94 Cape Girardeau, Mo.	L, 2-0
4/19/94 Cape Girardeau, Mo.	W, 2-0
3/22/95 Martin, Tenn.	L, 3-0
3/22/95 Martin, Tenn.	L, 2-1
4/25/95 Cape Girardeau, Mo.	W, 6-4
4/25/95 Cape Girardeau, Mo.	L, 3-1
3/10/96 Orlando, Fla.	L, 5-0
4/10/96 Martin, Tenn.	L, 5-3
4/10/96 Martin, Tenn.	L, 7-0
4/16/96 Cape Girardeau, Mo.	L, 7-0
4/16/96 Cape Girardeau, Mo.	L, 11-1
5/4/96 Murfreesboro, Tenn.	L, 1-0
3/26/97 Cape Girardeau, Mo.	L, 4-0
3/26/97 Cape Girardeau, Mo.	L, 7-2
5/3/97 Morehead, Ky.	L, 2-1
3/28/98 Carbondale, Ill.	L, 2-0
4/14/98 Martin, Tenn.	L, 8-0
4/14/98 Martin, Tenn.	W, 2-0
4/6/99 Martin, Tenn.	L, 8-0
4/6/99 Martin, Tenn.	L, 12-5
5/1/99 Martin, Tenn.	L, 5-0
4/11/00 Cape Girardeau, Mo.	W, 3-0
4/11/00 Cape Girardeau, Mo.	L, 4-0
5/2/00 Martin, Tenn.	L, 8-2
5/2/00 Martin, Tenn.	L, 1-0
4/10/01 Cape Girardeau, Mo.	L, 2-0
4/10/01 Cape Girardeau, Mo.	L, 11-3
4/25/01 Martin, Tenn.	L, 3-2
4/25/01 Martin, Tenn.	L, 5-2
4/16/02 Martin, Tenn.	L, 3-2
4/16/02 Martin, Tenn.	W, 2-1
4/27/02 Cape Girardeau, Mo.	W, 5-1
4/27/02 Cape Girardeau, Mo.	L, 5-1
5/4/02 Richmond, Ky.	W, 4-1
4/26/03 Cape Girardeau, Mo.	L, 3-0
4/26/03 Cape Girardeau, Mo.	L, 5-4
4/27/03 Cape Girardeau, Mo.	W, 5-1
4/27/04 Cape Girardeau, Mo.	L, 5-4
4/27/04 Cape Girardeau, Mo.	W, 3-2
5/13/04 Richmond, Ky.	W, 9-6
3/19/05 Martin, Tenn.	W, 5-2
3/19/05 Martin, Tenn.	W, 2-0
3/20/05 Martin, Tenn.	L, 6-3
5/12/05 Jacksonville, Ala.	W, 3-2
5/13/05 Jacksonville, Ala.	L, 4-1
3/25/06 Cape Girardeau, Mo.	W, 2-1
3/25/06 Cape Girardeau, Mo.	L, 2-1
3/26/06 Cape Girardeau, Mo.	L, 3-1
5/11/06 Cookeville, Tenn.	L, 3-0
4/21/07 Martin, Tenn.	L, 3-1
4/21/07 Martin, Tenn.	W, 4-2
4/22/07 Martin, Tenn.	L, 6-5
4/26/08 Cape Girardeau, Mo.	L, 6-5
4/26/08 Cape Girardeau, Mo.	W, 5-2
4/27/08 Cape Girardeau, Mo.	W, 7-5
4/10/09 Martin, Tenn.	W, 2-1
4/10/09 Martin, Tenn.	W, 8-2
4/11/09 Cape Girardeau, Mo.	L, 4-3
5/9/09 Jacksonville, Ala.	W, 3-2 (8)
5/9/09 Jacksonville, Ala.	W, 4-1
5/1/10 Cape Girardeau, Mo.	W, 4-3 (8)
5/1/10 Cape Girardeau, Mo.	W, 5-1
5/2/10 Cape Girardeau, Mo.	W, 3-1
3/30/11 Cape Girardeau, Mo.	L, 5-4
3/30/11 Cape Girardeau, Mo.	W, 7-1
4/7/11 Martin, Tenn.	W, 7-2
3/21/12 Martin, Tenn.	W, 5-4 (9)

3/21/12	Martin, Tenn.	W, 2-1
3/29/12	Cape Girardeau, Mo.	W, 3-2
5/4/13	Cape Girardeau, Mo.	W, 11-9
5/4/13	Cape Girardeau, Mo.	W, 14-5
4/26/14	Martin, Tenn.	W, 6-1
4/26/14	Martin, Tenn.	W, 12-6
2/28/15	Hammond, La.	W, 2-1 (8)
3/17/15	Cape Girardeau, Mo.	L, 9-6
3/17/15	Cape Girardeau, Mo.	W, 6-3 (8)
4/16/16	Martin, Tenn.	W, 1-0 (9)
4/16/16	Martin, Tenn.	W, 3-1
4/17/16	Martin, Tenn.	W, 4-0
5/6/17	Martin, Tenn.	L, 7-0
5/6/17	Martin, Tenn.	W, 8-2
4/17/18	Cape Girardeau, Mo.	W, 4-0
4/17/18	Cape Girardeau, Mo.	L, 1-0 (8)

SOUTHERN

Home: 0-0, Away: 0-0, Neutral: 4-1

Date	Location	W/L
2/11/06	Hammond, La.	W, 5-2
2/11/07	Hammond, La.	W, 9-1
2/16/08	Hammond, La.	L, 9-7
2/13/09	Hammond, La.	W, 9-1
2/12	Hammond, La.	W, 9-1

SOUTHERN ILLINOIS

Home: 2-6, Away: 3-7, Neutral: 0-2

Date	Location	W/L
3/27/98	Carbondale, Ill.	L, 10-2
4/8/03	Carbondale, Ill.	L, 4-1
4/8/03	Carbondale, Ill.	L, 8-0
4/1/04	Martin, Tenn.	L, 10-0
4/1/04	Martin, Tenn.	L, 6-2
3/29/06	Carbondale, Ill.	L, 3-0
3/29/06	Carbondale, Ill.	L, 6-3
4/18/07	Martin, Tenn.	L, 4-0
4/18/07	Martin, Tenn.	L, 9-0
2/23/08	Murfreesboro, Tenn.	L, 14-1
4/22/08	Carbondale, Ill.	W, 2-1
4/22/08	Carbondale, Ill.	W, 4-3
4/15/09	Martin, Tenn. (No. 24)	W, 10-4
3/24/10	Carbondale, Ill.	W, 4-2
3/24/10	Carbondale, Ill.	L, 9-3
4/14/11	Martin, Tenn.	L, 6-0
4/10/12	Martin, Tenn.	W, 8-7 (8)
4/10/13	Martin, Tenn.	W, 5-4 (11)
4/24/14	Carbondale, Ill.	L, 9-0
2/12/16	Hammond, La.	L, 3-0
3/14/18	Martin, Tenn.	L, 2-1

SOUTHERN INDIANA

Home: 0-0, Away: 2-0, Neutral: 0-0

Date	Location	W/L
4/2/92	Evansville, Ind.	W
4/2/92	Evansville, Ind.	W

SOUTHERN MISS

Home: 0-0, Away: 0-0, Neutral: 1-1

Date	Location	W/L
2/12/05	Oxford, Miss.	L, 6-1
3/3/18	Oxford, Miss.	W, 2-1

SOUTHWEST BAPTIST

Home: 0-0, Away: 0-0, Neutral: 1-0

Date	Location	W/L
3/19/94	Edwardsville, Ill.	W, 2-0

STEPHEN F. AUSTIN

Home: 0-0, Away: 0-0, Neutral: 0-1

Date	Location	W/L
2/8/18	Monroe, La.	L, 7-1

STETSON

Home: 0-0, Away: 0-1, Neutral: 0-2

Date	Location	W/L
3/1/14	Orlando, Fla.	L, 2-1
3/13/16	DeLand, Fla.	L, 2-0
3/10/18	DeLand, Fla.	L, 4-2

STONY BROOK

Home: 0-0, Away: 0-0, Neutral: 0-0-1

Date	Location	W/L
3/16/98	Orlando, Fla.	T, 4-4

SYRACUSE

Home: 0-0, Away: 0-0, Neutral: 0-1

Date	Location	W/L
2/25/06	Murfreesboro, Tenn.	L, 6-3

TEMPLE

Home: 0-0, Away: 0-0, Neutral: 0-1

Date	Location	W/L
3/13/97	Orlando, Fla.	L, 3-2

TENNESSEE

Home: 0-0, Away: 0-1, Neutral: 0-0

Date	Location	W/L
4/17/98	Knoxville, Tenn.	L, 8-0

TENNESSEE STATE

Home: 28-2, Away: 31-5, Neutral: 4-0, OVCT: 1-0

Date	Location	W/L
1987	Florence, Ala.	W, 17-0
3/15/94	Nashville, Tenn.	W, 6-1
3/15/94	Nashville, Tenn.	W, 16-0
4/16/94	Martin, Tenn.	W, 11-0
4/16/94	Martin, Tenn.	W, 9-2
4/23/94	Clarksville, Tenn.	W, 15-1
3/5/95	Martin, Tenn.	W, 9-1
3/5/95	Martin, Tenn.	W, 6-1
3/10/95	Troy, Ala.	W, 9-0
3/11/95	Troy, Ala.	W, 4-3
3/23/96	Nashville, Tenn.	W, 9-0
3/23/96	Nashville, Tenn.	L, 6-5
4/4/96	Martin, Tenn.	W, 15-0
4/4/96	Martin, Tenn.	W, 6-3
4/19/97	Nashville, Tenn.	W, 8-0
4/19/97	Nashville, Tenn.	W, 4-3
4/24/98	Nashville, Tenn.	W, 3-1
4/24/98	Nashville, Tenn.	W, 9-6
4/16/99	Martin, Tenn.	L, 12-1
4/16/99	Martin, Tenn.	L, 7-1
3/28/00	Nashville, Tenn.	W, 10-4
3/28/00	Nashville, Tenn.	W, 9-1
4/26/00	Martin, Tenn.	W, 8-2
4/4/01	Martin, Tenn.	W, 4-3
4/4/01	Martin, Tenn.	W, 3-1
4/12/01	Nashville, Tenn.	L, 2-1
4/12/01	Nashville, Tenn.	W, 9-4
3/26/02	Martin, Tenn.	W, 2-0
3/26/02	Martin, Tenn.	W, 5-0
4/11/02	Nashville, Tenn.	W, 1-0
3/22/03	Nashville, Tenn.	L, 4-1
3/22/03	Nashville, Tenn.	W, 5-0
3/23/03	Nashville, Tenn.	W, 2-1
4/24/04	Nashville, Tenn.	W, 3-0
4/24/04	Nashville, Tenn.	W, 3-1
4/25/04	Nashville, Tenn.	W, 4-3
3/25/05	Nashville, Tenn.	W, 9-3
3/25/05	Nashville, Tenn.	W, 3-0
3/26/05	Nashville, Tenn.	W, 9-0
4/1/06	Martin, Tenn.	W, 6-1
4/1/06	Martin, Tenn.	W, 10-2
4/2/06	Martin, Tenn.	W, 2-1
5/5/07	Nashville, Tenn.	W, 4-3
5/5/07	Nashville, Tenn.	W, 3-0
5/6/07	Nashville, Tenn.	W, 4-0
4/19/08	Martin, Tenn.	W, 2-0
4/19/08	Martin, Tenn.	W, 6-4
4/20/08	Martin, Tenn.	W, 3-2
4/4/09	Nashville, Tenn.	L, 5-4 (8)
4/4/09	Nashville, Tenn.	W, 11-3
4/5/09	Nashville, Tenn.	W, 4-2
4/25/10	Martin, Tenn.	W, 7-0
4/25/10	Martin, Tenn.	W, 9-0 (6)
3/19/11	Nashville, Tenn.	W, 6-4
3/19/11	Nashville, Tenn.	W, 12-4
3/20/11	Nashville, Tenn.	W, 6-3
3/31/12	Martin, Tenn.	W, 10-1 (5)
3/31/12	Martin, Tenn.	W, 5-3
4/1/12	Martin, Tenn.	W, 9-1 (6)
3/23/13	Nashville, Tenn.	L, 4-2
3/23/13	Nashville, Tenn.	W, 13-0
4/5/14	Martin, Tenn.	W, 6-5
4/5/14	Martin, Tenn.	W, 4-3 (11)
4/4/15	Nashville, Tenn.	W, 6-1
4/4/15	Nashville, Tenn.	W, 9-2
3/25/16	Martin, Tenn.	W, 6-1
3/25/16	Martin, Tenn.	W, 8-7
4/30/17	Nashville, Tenn.	W, 8-0 (5)
4/29/18	Martin, Tenn.	W, 8-0 (5)
4/29/18	Martin, Tenn.	W, 5-1

TENNESSEE TECH

Home: 13-21, Away: 13-19, Neutral: 1-3 OVCT: 5-6

Date	Location	W/L
4/25/92	Cape Girardeau, Mo.	L, 6-5 (8)
4/4/93	Martin, Tenn.	L, 4-0
4/4/93	Martin, Tenn.	L, 4-1
4/11/93	Cookeville, Tenn.	L, 7-2
4/11/93	Cookeville, Tenn.	W, 2-0
4/23/93	-	L, 5-0
4/9/95	Cookeville, Tenn.	L, 8-0
4/9/95	Cookeville, Tenn.	L, 5-0
4/28/96	Cookeville, Tenn.	L, 4-2
4/28/96	Cookeville, Tenn.	W, 5-1
5/4/96	Murfreesboro, Tenn.	W, 8-1
5/5/96	Murfreesboro, Tenn.	L, 5-3
3/31/97	Cookeville, Tenn.	L, 2-0
3/31/97	Cookeville, Tenn.	W, 4-3
4/12/97	Martin, Tenn.	L, 4-2 (9)
4/12/97	Martin, Tenn.	L, 13-0
4/17/99	Martin, Tenn.	L, 12-0
4/17/99	Martin, Tenn.	L, 16-0
4/29/00	Cookeville, Tenn.	L, 1-0
4/29/00	Cookeville, Tenn.	L, 8-4
4/29/00	Cookeville, Tenn.	L, 5-0
4/28/01	Martin, Tenn.	L, 8-0
4/28/01	Martin, Tenn.	L, 7-1
4/29/01	Martin, Tenn.	L, 2-0
4/20/02	Cookeville, Tenn.	L, 4-0
4/20/02	Cookeville, Tenn.	L, 2-1

Overall: 63-7 (.900)

4/21/02	Cookeville, Tenn.	L, 9-1
4/18/03	Martin, Tenn.	L, 3-2
4/18/03	Martin, Tenn.	L, 7-6
4/19/03	Martin, Tenn.	L, 10-1
4/3/04	Martin, Tenn.	L, 3-0
4/3/04	Martin, Tenn.	L, 2-0
4/4/04	Martin, Tenn.	W, 3-2
4/2/05	Martin, Tenn.	W, 2-1
4/2/05	Martin, Tenn.	L, 8-3
4/3/05	Martin, Tenn.	W, 2-1
4/8/06	Cookeville, Tenn.	L, 9-1
4/8/06	Cookeville, Tenn.	L, 5-2
4/8/06	Cookeville, Tenn.	L, 4-0
3/24/07	Martin, Tenn.	L, 6-4
3/24/07	Martin, Tenn.	L, 6-3
3/25/07	Martin, Tenn.	W, 2-1
5/10/07	Cookeville, Tenn.	L, 6-0
4/6/08	Cookeville, Tenn.	L, 3-0
4/6/08	Cookeville, Tenn.	W, 2-1 (9)
4/25/09	Martin, Tenn.	W, 7-4
4/25/09	Martin, Tenn.	L, 1-0
4/26/09	Martin, Tenn.	W, 5-0
5/7/09	Jacksonville, Ala.	L, 1-0
5/9/09	Jacksonville, Ala.	W, 4-2
4/10/10	Cookeville, Tenn.	W, 9-1 (5)
4/10/10	Cookeville, Tenn.	W, 3-2
4/11/10	Cookeville, Tenn.	L, 6-0
5/15/10	Martin, Tenn.	W, 2-1
5/7/11	Martin, Tenn.	L, 5-4
5/7/11	Martin, Tenn.	W, 3-2
5/8/11	Martin, Tenn.	W, 1-0
3/17/12	Cookeville, Tenn.	W, 6-0
3/17/12	Cookeville, Tenn.	W, 6-0
3/18/12	Cookeville, Tenn.	W, 3-1
5/12/12	Martin, Tenn.	L, 2-1
5/12/12	Martin, Tenn.	W, 6-2
4/6/13	Cookeville, Tenn.	W, 9-1
4/6/13	Cookeville, Tenn.	L, 3-0
4/18/14	Martin, Tenn.	L, 6-2
4/18/14	Martin, Tenn.	W, 3-1
5/8/14	Jacksonville, Ala.	L, 5-3
3/22/15	Cookeville, Tenn.	L, 2-1
3/22/15	Cookeville, Tenn.	W, 8-0
4/9/16	Martin, Tenn.	L, 1-0 (8)
4/9/16	Martin, Tenn.	W, 5-3
3/26/17	Cookeville, Tenn.	W, 6-5
3/26/17	Cookeville, Tenn.	W, 10-2
5/10/17	Oxford, Ala.	W, 1-0
3/25/18	Martin, Tenn.	W, 9-4
3/25/18	Martin, Tenn.	W, 3-2

TEXAS ARLINGTON

Home: 0-0, Away: 0-1, Neutral: 0-1

Date	Location	W/L
3/18/99	Orlando, Fla.	L, 4-1
2/21/09	Dallas, Texas	L, 5-3 (8)

TEXAS SOUTHERN

Home: 0-0, Away: 0-0, Neutral: 1-0

Date	Location	W/L
2/22/09	Dallas, Texas	W, 10-2

TEXAS TECH

Home: 0-0, Away: 1-1, Neutral: 0-0

Date	Location	W/L
3/6/15	Lubbock, Texas	W, 4-3
3/7/15	Lubbock, Texas	L, 13-9

TOLEDO

Home: 0-0, Away: 0-0, Neutral: 1-3

Date	Location	W/L
3/31/95	Atlanta, Ga.	L, 6-0
3/2/01	Louisville, Ky.	L, 2-1
3/4/07	Chattanooga, Tenn.	W, 13-8
3/6/09	Atlanta, Ga.	W, 2-1
2/25/11	Chattanooga, Tenn.	L, 4-3

TREVECCA

Home: 1-0, Away: 0-0, Neutral: 0-0

Date	Location	W/L
3/20/13	Martin, Tenn.	W, 6-1

TROY

Home: 0-0, Away: 0-2, Neutral: 2-5, GST: 1-0

Date	Location	W/L
1986	Florence, Ala.	L, 9-8
1986	Florence, Ala.	W, 13-3
1987	Florence, Ala.	W, 8-1
4/17/92	Columbus, Miss.	L
3/10/95	Troy, Ala.	L, 9-1
3/11/95	Troy, Ala.	L, 6-2
4/1/95	Atlanta, Ga.	L, 2-0
3/3/02	Atlanta, Ga.	L, 7-2
2/9/07	Hammonds, La.	L, 5-2
3/8/14	Orlando, Fla.	L, 8-7 (8)

TULSA

Home: 0-0, Away: 0-0, Neutral: 0-2

Date	Location	W/L
2/21/97	Monroe, La.	L, 8-2
2/14/97	Oxford, Miss.	L, 7-2

2019 UT MARTIN SOFTBALL GUIDE

STARTING LINEUP

MEET THE SKYHAWKS

SEASON PREVIEW

2018 IN REVIEW

RECORD BOOK

THIS IS UT MARTIN

76

UAB	Overall: 1-0 (1.000)
Home: 0-0, Away: 0-0, Neutral: 1-0	
Date Location W/L	
2/17/13 Atlanta, Ga. W, 2-0	
UC RIVERSIDE	Overall: 0-2 (.000)
Home: 0-0, Away: 0-2, Neutral: 0-0	
Date Location W/L	
3/9/17 Riverside, Calif. L, 6-4	
3/9/17 Riverside, Calif. L, 8-4	
UT ARLINGTON	Overall: 1-2 (.333)
Home: 0-0, Away: 0-0, Neutral: 1-2	
Date Location W/L	
2/6/15 Hammond, La. L, 8-0	
3/6/15 Lubbock, Texas L, 12-2	
3/6/15 Lubbock, Texas W, 9-0	
UTAH VALLEY	Overall: 0-0 (.000)
Home: 0-0, Away: 0-0, Neutral: 0-1	
Date Location W/L	
3/8/15 Lubbock, Texas L, 10-8	
VALPARAISO	Overall: 2-1 (.666)
Home: 0-0, Away: 0-0, Neutral: 2-1	
Date Location W/L	
3/16/95 Orlando, Fla. W, 4-3	
3/13/96 Orlando, Fla. W, 6-3	
2/25/12 Chattanooga, Tenn. L, 8-4	
VERMONT	Overall: 0-1 (.000)
Home: 0-0, Away: 0-0, Neutral: 0-1	
Date Location W/L	
3/19/99 Orlando, Fla. L, 9-3	
WAGNER	Overall: 3-0 (1.000)
Home: 0-0, Away: 0-0, Neutral: 3-0	
Date Location W/L	
3/12/02 Winter Park, Fla. W, 8-2	
3/13/06 Kissimmee, Fla. W, 2-1	
3/12/16 Deland, Fla. W, 4-1	
WAYNE STATE	Overall: 1-3 (.250)
Home: 0-0, Away: 0-0, Neutral: 1-3	
Date Location W/L	
4/3/92 Owensboro, Ky. L	
4/4/92 Owensboro, Ky. W	
4/5/92 Owensboro, Ky. L	
4/5/92 Owensboro, Ky. L	

WEBER STATE	Overall: 0-1 (.000)
Home: 0-0, Away: 0-0, Neutral: 0-1	
Date Location W/L	
3/11/17 Riverside, Calif. L, 7-5	
WEST ALABAMA	Overall: 1-0 (1.000)
Home: 0-0, Away: 0-0, Neutral: 0-0, GST: 1-0	
Date Location W/L	
1986 Florence, Ala. W, 17-2	
WEST GEORGIA	Overall: 4-0 (1.000)
Home: 0-0, Away: 0-0, Neutral: 2-0, GST: 2-0	
Date Location W/L	
1987 Martin, Tenn. W, 7-4	
1987 Martin, Tenn. W, 2-1	
3/20/93 Jacksonville, Ala. W, 6-1	
3/12/94 Jacksonville, Ala. W, 8-0	
WESTERN CAROLINA	Overall: 1-0 (1.000)
Home: 0-0, Away: 0-0, Neutral: 1-0	
Date Location W/L	
3/7/14 Orlando, Fla. W, 2-0	
WESTERN ILLINOIS	Overall: 3-0 (1.000)
Home: 2-0, Away: 0-0, Neutral: 1-0	
Date Location W/L	
3/18/17 Martin, Tenn. W, 4-1	
3/19/17 Martin, Tenn. W, 4-3 (8)	
2/23/18 Chattanooga, Tenn. W, 3-2	
WESTERN KENTUCKY	Overall: 4-8 (.333)
Home: 0-3, Away: 2-4, Neutral: 1-2	
Date Location W/L	
3/8/00 Bowling Green, Ky. L, 2-1	
3/8/00 Bowling Green, Ky. L, 6-4	
4/2/00 Martin, Tenn. L, 19-2	
3/28/02 Martin, Tenn. L, 4-3	
3/28/02 Martin, Tenn. L, 2-1	
3/5/03 Bowling Green, Ky. L, 2-1	
3/5/03 Bowling Green, Ky. W, 5-3	
3/5/05 Bowling Green, Ky. L, 8-7	
3/6/05 Bowling Green, Ky. W, 4-3	
3/7/09 Atlanta, Ga. L, 4-1	
3/7/10 Atlanta, Ga. W, 5-3	
3/4/12 Atlanta, Ga. W, 5-4	

WESTERN MICHIGAN	Overall: 2-2 (.500)
Home: 0-0, Away: 0-0, Neutral: 2-2	
Date Location W/L	
2/27/16 Kennesaw, Ga. L, 8-3	
2/28/16 Kennesaw, Ga. W, 4-3 (8)	
2/25/17 Chattanooga, Tenn. W, 9-0	
2/24/18 Chattanooga, Tenn. L, 8-2	
WICHITA STATE	Overall: 0-2 (.000)
Home: 0-0, Away: 0-0, Neutral: 0-1	
Date Location W/L	
3/30/96 Marietta, Ga. L, 6-0	
2/8/14 Ruston, La. L, 8-7	
WINTHROP	Overall: 0-2 (.000)
Home: 0-0, Away: 0-0, Neutral: 0-1	
Date Location W/L	
3/6/09 Atlanta, Ga. L, 3-1	
3/6/10 Atlanta, Ga. L, 5-3	
WISCONSIN GREEN BAY	Overall: 1-1 (.500)
Home: 0-0, Away: 0-0, Neutral: 1-1	
Date Location W/L	
3/14/95 Orlando, Fla. L, 3-2	
3/18/95 Orlando, Fla. W, 5-4	
2/28/04 Chattanooga, Tenn. L, 11-6	
WRIGHT STATE	Overall: 1-0 (1.000)
Home: 0-0, Away: 0-0, Neutral: 1-0	
Date Location W/L	
2/20/16 Chattanooga, Tenn. W, 3-2	
YALE	Overall: 3-2 (.600)
Home: 0-0, Away: 0-0, Neutral: 3-2	
Date Location W/L	
3/10/97 Orlando, Fla. L, 7-1	
3/15/98 Orlando, Fla. L, 3-2 (8)	
3/15/04 Kissimmee, Fla. W, 3-2	
3/15/05 Kissimmee, Fla. W, 3-1	
3/9/08 Orlando, Fla. W, 8-3	
YOUNGSTOWN STATE	Overall: 2-1 (.667)
Home: 0-0, Away: 0-0, Neutral: 2-1	
Date Location W/L	
3/14/02 Winter Park, Fla. W, 4-3	
3/14/03 Osceola, Fla. W, 5-2	
3/14/05 Kissimmee, Fla. L, 3-1	

UT MARTIN IN THE OVC TOURNAMENT

1994 (#4 SEED) - AT AUSTIN PEAY	
vs. EASTERN KENTUCKY	L, 4-0
vs. TENNESSEE STATE	W, 15-1
vs. MOREHEAD STATE	W, 2-0
vs. MIDDLE TENNESSEE	L, 5-1
1996 (#4 SEED) - AT MIDDLE TENNESSEE	
vs. TENNESSEE TECH	W, 8-1
vs. SOUTHEAST MISSOURI	L, 1-0
vs. MOREHEAD STATE	W, 6-0
vs. TENNESSEE TECH	L, 5-3
1997 (#4 SEED) - AT MOREHEAD STATE	
vs. MIDDLE TENNESSEE	W, 2-1
vs. SOUTHEAST MISSOURI	L, 2-1
vs. EASTERN KENTUCKY	W, 5-3
vs. EASTERN ILLINOIS	L, 4-0
1998 (#3 SEED) - AT SOUTHEAST MISSOURI	
vs. EASTERN ILLINOIS	L, 3-0
vs. MOREHEAD STATE	L, 1-0
1999 (#8 SEED) - AT UT MARTIN	
vs. SOUTHEAST MISSOURI	L, 5-0
vs. EASTERN ILLINOIS	L, 13-3
2002 (#3 SEED) - AT EASTERN KENTUCKY	
vs. EASTERN ILLINOIS	L, 6-1
vs. SOUTHEAST MISSOURI	W, 5-1
vs. EASTERN ILLINOIS	L, 5-1
2003 (#3 SEED) - AT TENNESSEE TECH	
vs. EASTERN ILLINOIS	L, 6-3
vs. SOUTHEAST MISSOURI	L, 4-3
2004 (#2 SEED) - AT EASTERN KENTUCKY	
vs. SOUTHEAST MISSOURI	W, 9-6
vs. EASTERN KENTUCKY	L, 8-0
vs. JACKSONVILLE STATE	W, 5-2
vs. EASTERN KENTUCKY	W, 2-1
vs. EASTERN KENTUCKY	L, 4-3

2005 (#4 SEED) - AT JACKSONVILLE STATE	
vs. SOUTHEAST MISSOURI	W, 3-2
vs. JACKSONVILLE STATE	L, 11-4
vs. EASTERN KENTUCKY	W, 8-0 (5)
vs. SOUTHEAST MISSOURI	L, 4-1
2006 (#4 SEED) - AT TENNESSEE TECH	
vs. SOUTHEAST MISSOURI	L, 3-0
vs. JACKSONVILLE STATE	L, 9-2
2007 (#5 SEED) - AT TENNESSEE TECH	
vs. EASTERN KENTUCKY	W, 4-0
vs. TENNESSEE TECH	L, 6-0
vs. SAMFORD	L, 4-1
2009 (#4 SEED) - AT JACKSONVILLE STATE	
vs. TENNESSEE TECH	L, 1-0
vs. MOREHEAD STATE	W, 5-0 (8)
vs. JACKSONVILLE STATE	W, 1-0
vs. TENNESSEE TECH	W, 4-2
vs. SOUTHEAST MISSOURI	W, 3-2 (8)
vs. SOUTHEAST MISSOURI	W, 4-1
2010 (#1 SEED) - AT UT MARTIN	
vs. EASTERN ILLINOIS	W, 3-2
vs. JACKSONVILLE STATE	L, 5-4
vs. TENNESSEE TECH	W, 2-1
vs. JACKSONVILLE STATE	L, 10-1 (5)
2011 (#3 SEED) - AT EASTERN ILLINOIS	
vs. MURRAY STATE	L, 3-2
vs. SIUE	W, 2-0
vs. MURRAY STATE	W, 3-2
vs. EASTERN ILLINOIS	L, 9-3
2012 (#1 SEED) - AT UT MARTIN	
vs. MURRAY STATE	W, 7-1
vs. TENNESSEE TECH	W, 6-2
vs. TENNESSEE TECH	L, 3-1
vs. TENNESSEE TECH	W, 6-2

2013 (#5 SEED) - AT EASTERN ILLINOIS	
vs. MURRAY STATE	L, 2-1 (8)
vs. MOREHEAD STATE	W, 5-2
vs. SIUE	W, 7-1
vs. EASTERN KENTUCKY	W, 4-3
vs. MURRAY STATE	W, 5-4
vs. JACKSONVILLE STATE	L, 2-0
2014 (#6 SEED) - AT JACKSONVILLE STATE	
vs. EASTERN ILLINOIS	L, 6-4
vs. TENNESSEE TECH	L, 5-4
2016 (#5 SEED) - AT OXFORD, ALA.	
vs. SIUE	L, 3-2
vs. MURRAY STATE	L, 2-0
2017 (#2 SEED) - AT OXFORD, ALA.	
vs. TENNESSEE TECH	W, 1-0
vs. SIUE	L, 2-1
vs. BELMONT	W, 4-0
vs. EASTERN KENTUCKY	W, 5-3
vs. SIUE	L, 7-1
2018 (#7 SEED) - AT OXFORD, ALA.	
vs. AUSTIN PEAY	L, 2-0
vs. EASTERN ILLINOIS	L, 3-2
TOTAL	32-37

1986

Mellanie Surratt

Overall: 19-16 • GSC: N/A

Date	Team	Result
	Austin Peay	W, 4-3
	Austin Peay	W, 7-6
	at Cumberland	W, 9-8
	at Cumberland	W, 6-0
	1-vs. Mississippi Univ. for Women	L, 2-0
	1-vs. Troy	L, 9-8
	1-vs. Mississippi College	W, 12-5
	Southeast Missouri	L, 11-0
	Southeast Missouri	L, 10-3
	North Alabama	W, 2-1
	North Alabama	L, 17-4
	2-at Mississippi Univ. for Women	L, 11-1
	2-vs. Delta State	W, 11-8
	2-vs. Livingston	W, 9-3
	2-vs. Mississippi College	L, 6-2
	2-vs. North Alabama	W, 4-1
	Arkansas State	W, 8-3
	Arkansas State	W, 12-3
	at Southeast Missouri	L, 7-0
	at Southeast Missouri	L, 10-5
	at Arkansas State	L, 7-6
	SIU Edwardsville	L, 3-2
	SIU Edwardsville	L, 19-2
	at North Alabama	L, 4-3
	at North Alabama	W, 8-1
	3-vs. Mississippi Univ. for Women	L, 5-1
	3-vs. SIU Edwardsville	L, 10-0
	3-vs. Akron	L, 16-0
	3-vs. Mississippi College	L, 3-2
	at Austin Peay	W, 3-1
	at Austin Peay	L, 6-5
	4-vs. West Alabama	W, 16-2
	4-vs. Troy	W, 13-3
	4-vs. Delta State	W, 9-4
	4-at North Alabama	L, 12-6

1-North Alabama Tournament, Florence, Ala.

2-Mississippi Univ. for Women Tournament, Columbus, Miss.

3-Southeast Missouri Riverboat Tournament, Cape Girardeau, Mo.

4-Gulf South Conference Tournament, Florence, Ala.

1987

Mellanie Surratt

Overall: 12-12 • GSC: N/A

Date	Team	Result
	Bellarmine	W, 5-0
	Bellarmine	L, 19-3
	1-vs. Tennessee State	W, 17-0
	1-vs. Troy	W, 6-5
	1-at North Alabama	L, 8-1
	1-vs. Livingston	L, 12-1
	1-vs. Mississippi Univ. for Women	W, 5-4
	2-vs. Arkansas State	W, 7-3
	2-at Mississippi Univ. for Women	L, 6-0
	2-Mississippi College	L, 13-1
	2-vs. Livingston	L, 6-5
	Martin Methodist	W, 7-4
	Martin Methodist	W, 13-11
	at North Alabama	L, 1-0
	at North Alabama	L, 5-4
	Austin Peay	W, 3-2
	Austin Peay	L, 3-0
	at Martin Methodist	L, 6-5
	at Martin Methodist	W, 7-4
	3-vs. West Georgia	W, 7-4
	3-vs. Mississippi College	L, 10-9
	3-vs. West Alabama	W, 10-2
	3-vs. West Georgia	W, 2-1
	3-vs. Mississippi College	L, 6-5

1-North Alabama Invitational, Florence, Ala.

2-Mississippi Univ. for Women Tournament, Columbus, Miss.

3-Gulf South Conference Tournament, Martin, Tenn.

1988

Mellanie Surratt

Overall: 15-13 • GSC: N/A

Date	Team	Result
	1-vs. Jacksonville State	W
	1-vs. Troy	W
	1-vs. West Alabama	L
	1-vs. Mississippi College	L, 8-2

1-Gulf South Conference Tournament, Valdosta, Ga.

1989

Mellanie Surratt

Overall: N/A • GSC: N/A

Date	Team	Result
	*Complete results from the 1989 season were not available at the time of printing.	

1990

Mellanie Surratt

Overall: N/A • GSC: N/A

Date	Team	Result
	*Complete results from the 1990 season were not available at the time of printing.	

1991

Mellanie Surratt

Overall: 39-13 • GSC: 10-4

Date	Team	Result
3/1	1-at West Georgia	W, 7-2
3/2	1-vs. Saginaw Valley	L, 3-0
3/2	1-vs. Valdosta State	L, 5-1
3/7	at North Alabama	W, 4-1
3/7	at North Alabama	W, 6-1
3/19	Southeast Missouri	W, 1-0
3/19	Southeast Missouri	W, 4-0
3/20	at Southern Indiana	W, 5-1
3/20	at Southern Indiana	W, 4-0
3/22	2-at North Alabama	W, 12-10
3/22	2-vs. Martin Methodist	W, 5-0
3/23	2-vs. Mississippi College	W, 2-0
3/23	2-vs. West Georgia	W, 1-0
3/23	2-vs. Mississippi Univ. for Women	L, 1-0
3/25	at Freed-Hardeman	W, 6-0
3/25	at Freed-Hardeman	W, 10-0
3/26	Austin Peay	W, 7-4
3/26	Austin Peay	W, 10-0
3/27	Tennessee Tech	W, 18-4
3/27	Tennessee Tech	W, 3-0
3/27	Shawnee (Ill.)	W, 9-8
3/29	3-vs. Quincy (Ill.)	L, 9-8
3/29	3-vs. Western Illinois	L, 4-1
3/29	3-vs. Illinois	W, 6-0
3/30	3-at SIU Edwardsville	L, 4-1
3/30	3-Kentucky Wesleyan	W, 6-1
4/1	Freed-Hardeman	W, 10-0
4/1	Freed-Hardeman	W, 8-0
4/2	at Southeast Missouri	L, 8-1
4/2	at Southeast Missouri	L, 4-0
4/3	Cumberland	W, 4-0
4/3	Cumberland	W, 6-0
4/5	4-vs. Saginaw Valley	W, 2-1
4/6	4-vs. Grand Valley State	L, 3-0
4/6	4-vs. Saginaw Valley	W, 3-0 (10)
4/6	4-vs. Evansville	W, 8-0
4/7	4-vs. Grand Valley State	W, 3-1
4/7	4-vs. Wayne State	W, 2-1
4/7	4-vs. Wayne State	W, 3-1
4/10	North Alabama	W, 5-1
4/10	North Alabama	L, 4-2
4/15	at Austin Peay	W, 4-0
4/15	at Austin Peay	W, 4-0
4/16	Martin Methodist	W, 9-0
4/16	Martin Methodist	W, 2-0
4/17	Kentucky Wesleyan	L, 4-2
4/17	Kentucky Wesleyan	W, 2-0
4/20	5-vs. Valdosta State	W, 1-0
4/20	5-vs. Jacksonville State	W, 2-0
4/21	5-vs. Livingston	W, 2-1 (9)
4/21	5-vs. Livingston	L, 6-3
4/21	5-vs. Livingston	L, 13-3

1-West Georgia Invitational, Carrollton, Ga.

2-North Alabama Invitational, Florence, Ala.

3-SIU Edwardsville Invitational, Edwardsville, Ill.

4-Kentucky Wesleyan Invitational, Owensboro, Ky.

5-Gulf South Conference Tournament, Cleveland, Miss.

1992

Mellanie Surratt

Overall: 24-19

Date	Team	Result
3/3	at North Alabama	W
3/3	at North Alabama	W
3/17	Bellarmine	W
2/17	Bellarmine	L
3/20	1-vs. Mississippi Univ. for Women	W
3/20	1-vs. Martin Methodist College	L
3/20	1-vs. Huntingdon	L
3/21	1-vs. North Alabama	L
3/21	at Jacksonville State	L
3/24	Southeast Missouri	W
3/24	Southeast Missouri	L

3/26	at Austin Peay	W
3/26	at Austin Peay	W
3/27	2-at North Alabama	W
3/27	2-vs. Martin Methodist	W
3/28	2-vs. Jacksonville State	W
4/28	2-vs. Athens State	W
4/2	at Southern Indiana	W
4/2	at Southern Indiana	W
4/3	3-vs. Wayne State	L
4/3	3-vs. Athens State	L
4/4	3-at Kentucky Wesleyan	L
4/4	3-vs. Livingston	W
4/4	3-vs. Wayne State	W
4/4	3-vs. Oakland University	W
4/5	3-vs. Wayne State	L
4/5	3-vs. Wayne State	L
4/8	Austin Peay	W
4/8	Austin Peay	L
4/14	at Southeast Missouri	W
4/14	at Southeast Missouri	L
4/15	Kentucky Wesleyan	L
4/15	Kentucky Wesleyan	L
4/17	4-vs. Troy State	L
4/17	4-at Mississippi Univ. for Women	W
4/18	4-vs. Livingston	L
4/18	4-vs. Jacksonville State	W
4/18	4-vs. Mississippi College	W
4/24	5-at Southeast Missouri	L, 5-0
4/24	5-vs. Austin Peay	W, 2-0
4/25	5-vs. Morehead State	W, 10-1 (5)
4/25	5-vs. Tennessee Tech	L, 6-5 (8)
4/25	5-vs. Morehead State	W, 7-4

1-Jacksonville State Tournament, Jacksonville, Ala.

2-North Alabama Tournament, Florence, Ala.

3-Kentucky Wesleyan Invitational, Owensboro, Ky.

4-Mississippi Univ. for Women Invitational, Columbus, Miss.

5-Ohio Valley Conference Tournament

1993

Mellanie Surratt

Overall: 11-17 • OVC: 4-12

Date	Team	Result
3/10	at Kentucky Wesleyan	L, 5-4
3/12	at Lambuth	W, 4-2
3/12	at Lambuth	L, 5-1
3/19	1-vs. Columbus	W, 5-4
3/19	1-vs. North Alabama	L, 6-3
3/19	1-vs. Saint Augustine	W, 3-0
3/20	1-at Jacksonville State	W, 1-0
3/20	1-vs. West Georgia	W, 6-1
3/26	* at Austin Peay	L, 3-0
3/26	* at Austin Peay	W, 2-0
3/29	* Southeast Missouri	L, 6-0
4/4	* Tennessee Tech	L, 4-0
4/4	* Tennessee Tech	L, 4-1
4/9	* Austin Peay	L, 2-0
4/9	* Austin Peay	W, 3-0
4/10	* at Eastern Kentucky	L, 2-1
4/10	* at Eastern Kentucky	W, 6-2
4/10	* at Eastern Kentucky	L, 7-5
4/11	* at Tennessee Tech	L, 7-2
4/11	* at Tennessee Tech	W, 2-0
4/13	Lambuth	W, 1-0
4/13	Lambuth	W, 5-4
4/18	* Middle Tennessee	L, 2-0
4/18	* Middle Tennessee	L, 2-1
4/20	* at Southeast Missouri	L, 3-2
4/20	* at Southeast Missouri	L, 4-3
4/23	2-vs. Tennessee Tech	L, 5-0
4/23	2-vs. Austin Peay	L, 1-0

1-Jacksonville State Invitational, Jacksonville, Ala.

2-Ohio Valley Conference Tournament

1994

Mellanie Surratt

21-20 (.512) 11-9 OVC

Date	Team	Result
3/11	1-vs. Belhaven	W, 1-0
3/11	1-vs. Faulkner	W, 7-2
3/12	1-vs. West Georgia	W, 8-0
3/12	1-at Jacksonville State	L, 2-1
3/14	at Chattanooga	L, 4-1
3/14	at Chattanooga	W, 2-1
3/15	* at Tennessee State	W, 6-1
3/15	* at Tennessee State	W, 16-0
3/18	vs. Central Missouri State	L, 5-1
3/18	vs. Quincy (Ill.)	L, 2-1
3/18	2-vs. Northeast Missouri State	L, 10-3
3/19	2-vs. Southwest Baptist	W, 2-0
3/19	2-at SIU Edwardsville	L, 8-5
3/22	* Southeast Missouri	L, 8-0
3/22	* Southeast Missouri	W, 6-5
3/24	at Evansville	L, 3-0
3/24	at Evansville	L, 10-2

3/26	Chattanooga	L, 2-0
3/26	Chattanooga	W, 6-5
4/1	* Eastern Kentucky	L, 3-1
4/1	* Eastern Kentucky	W, 9-3
4/2	* Morehead State	L, 5-2
4/2	* Morehead State	W, 11-2
4/8	* at Morehead State	W, 6-4
4/8	* at Morehead State	L, 7-3
4/9	* at Eastern Kentucky	L, 5-2
4/9	* at Eastern Kentucky	W, 1-0
4/13	Evansville	W, 4-2
4/13	Evansville	W, 4-0
4/16	* Tennessee State	W, 11-0
4/16	* Tennessee State	W, 9-2
4/18	* Austin Peay	L, 3-0
4/18	* Austin Peay	W, 5-1
4/19	* at Southeast Missouri	L, 2-0
4/19	* at Southeast Missouri	W, 2-0
4/20	* Middle Tennessee	L, 4-2 (11)
4/20	* Middle Tennessee	L, 6-4
4/22	3-vs. Eastern Kentucky	L, 4-0
4/23	3-vs. Tennessee State	W, 15-1
4/23	3-vs. Morehead State	W, 2-0
4/23	3-vs. Middle Tennessee	L, 5-1

1-Jacksonville State Invitational, Jacksonville, Ala.

2-SIU Edwardsville Invitational, Edwardsville, Ill.

3-Ohio Valley Conference Tournament

1995

Mellanie Surratt

Overall: 21-25 • OVC: 9-11

Date	Team	Result
2/26	Chattanooga	W, 6-4
2/26	Chattanooga	L, 6-1
3/5	* Tennessee State	W, 9-1
3/5	* Tennessee State	W, 6-1
3/10	1-vs. Tennessee State	W, 9-0
3/10	1-vs. Faulkner	W, 2-1
3/10	1-at Troy State	L, 9-1
3/11	1-at Troy State	L, 6-2
3/11	1-vs. Faulkner	L, 3-2
3/11	1-vs. Tennessee State	W, 4-3
3/13	2-vs. Dayton	W, 7-2
3/13	2-vs. Morehead State	W, 5-0
3/14	2-vs. Wisconsin-Green Bay	L, 3-2
3/16	2-vs. Saint Louis	W, 8-2
3/16	2-vs. Valparaiso	W, 4-3
3/16	2-vs. Dayton	L, 5-2
3/17	2-vs. Florida Atlantic	W, 10-4
3/18	2-vs. Wisconsin-Green Bay	W, 5-4
3/20	Northeast Illinois	W, 4-1
3/20	Northeast Illinois	L, 17-1
3/21	Evansville	L, 8-5
3/21	Evansville	L, 5-4
3/22	* Southeast Missouri	L, 3-0
3/22	* Southeast Missouri	L, 2-1
3/26	Austin Peay	L, 3-2
3/26	Austin Peay	L, 6-5
3/31	3-vs. Toledo	L, 6-0
3/31	3-at Georgia State	L, 15-0
4/1	3-vs. Maryland	W, 12-1
4/1	3-vs. Troy State	L, 2-0
4/3	* at Middle Tennessee	W, 3-0
4/3	* at Middle Tennessee	L, 4-3
4/7	* at Morehead State	L, 3-2
4/7	* at Morehead State	W, 5-1
4/8	* at Eastern Kentucky	L, 5-2
4/8	* at Eastern Kentucky	W, 2-1
4/9	* at Tennessee Tech	L, 8-0
4/9	* at Tennessee Tech	L, 5-0
4/13	* Austin Peay	L, 14-1
4/13	* Austin Peay	W, 13-3
4/18	* at Austin Peay	W, 4-1
4/18	* at Austin Peay	W, 6-3
4/22	* Eastern Kentucky	L, 5-2
4/22	* Eastern Kentucky	L, 5-3
4/25	* at Southeast Missouri	W, 6-4
4/25	* at Southeast Missouri	L, 3-1

1-Troy State Invitational, Troy, Ala.

2-Rebel Spring Games, Kissimmee, Fla.

3-Buzz Classic, Atlanta, Ga.

1996

Mellanie Surratt

Overall: 20-26 • OVC: 13-11

Date	Team	Result
2/24	Chattanooga	L, 8-5
2/24	Chattanooga	L, 9-1
3/10	1-vs. Southeast Missouri	L, 5-0
3/10	1-vs. Creighton	L, 4-3
3/13	1-vs. Maine	L, 2-1
3/13	1-vs. Valparaiso	W, 6-3
3/14	1-vs. Providence	L, 4-3 (8)
3/14	1-vs. Creighton	L, 5-4 (9)

2019 UT MARTIN SOFTBALL GUIDE

3/15 1-vs. St. Xavier	L, 2-1
3/15 1-vs. Fairfield	W, 7-6
3/21 Northeast Illinois	W, 3-1
3/21 Northeast Illinois	L, 9-7
3/23 * at Tennessee State	W, 9-0
3/23 * at Tennessee State	L, 6-5
3/24 * at Middle Tennessee	W, 3-2
3/24 * at Middle Tennessee	L, 6-0
3/29 1-at Georgia Tech	W, 1-0 (9)
3/29 1-vs. North Carolina	L, 5-1
3/30 1-vs. Wichita State	L, 6-0
4/3 * at Austin Peay	W, 11-3
4/3 * at Austin Peay	L, 4-1
4/4 * Tennessee State	W, 15-0
4/4 * Tennessee State	W, 6-3
4/10 * Southeast Missouri	L, 5-3
4/10 * Southeast Missouri	L, 7-0
4/12 * Middle Tennessee	L, 2-1
4/12 * Middle Tennessee	L, 1-0
4/13 * Morehead State	W, 2-1
4/13 * Morehead State	W, 7-6
4/14 * Eastern Kentucky	W, 1-0
4/14 * Eastern Kentucky	W, 4-3
4/16 * at Southeast Missouri	L, 7-0
4/16 * at Southeast Missouri	L, 11-1
4/17 * at Austin Peay	L, 6-3
4/17 * at Austin Peay	W, 6-1
4/20 at Jacksonville State	L, 4-0
4/26 * at Morehead State	W, 2-1
4/26 * at Morehead State	W, 4-2
4/27 * at Eastern Kentucky	L, 1-0 (9)
4/27 * at Eastern Kentucky	W, 3-2
4/28 * at Tennessee Tech	L, 4-2
4/28 * at Tennessee Tech	W, 5-1
5/4 3-vs. Tennessee Tech	W, 8-1
5/4 3-vs. Southeast Missouri	L, 1-0
5/5 3-vs. Morehead State	W, 6-0
5/5 3-vs. Tennessee Tech	L, 5-3

1-Rebel Spring Games, Kissimmee, Fla.
2-Georgia Tech Buzz Classic, Atlanta, Ga.
3-Ohio Valley Conference Tournament

1997

Mellanie Surratt

Overall: 23-24-1 • OVC 15-11

Date	Team	Result
2/21	1-vs. Mississippi State	L, 4-1
2/21	1-vs. Tulsa	L, 8-2
2/22	1-vs. Alcorn State	W, 5-2
2/22	1-vs. Nicholls State	L, 3-1
2/23	1-vs. Louisiana Tech	L, 10-1
2/23	1-vs. Northern Illinois	L, 6-2
2/26	North Alabama	W, 8-2
2/26	North Alabama	T, 2-2
3/9	2-vs. Providence	L, 3-0
3/9	2-vs. Rhode Island	W, 6-0
3/10	2-vs. Fairfield	L, 7-1
3/10	2-vs. Yale	L, 7-1
3/12	2-vs. Maine	L, 4-2
3/12	2-vs. UNC Wilmington	L, 4-0
3/13	2-vs. Temple	L, 3-2
3/13	2-vs. Fairfield	W, 2-1
3/25	* at Eastern Illinois	W, 2-1
3/25	* at Eastern Illinois	L, 6-5
3/26	* at Southeast Missouri	L, 4-0
3/26	* at Southeast Missouri	L, 7-2
3/29	* at Eastern Kentucky	L, 3-2
3/29	* at Eastern Kentucky	W, 5-2
3/30	* at Morehead State	L, 1-0 (8)
3/30	* at Morehead State	W, 5-0
3/31	* at Tennessee Tech	L, 2-0
3/31	* at Tennessee Tech	W, 4-3
4/9	* at Austin Peay	W, 6-5
4/9	* at Austin Peay	W, 7-3
4/12	* Tennessee Tech	L, 4-2 (9)
4/12	* Tennessee Tech	L, 13-0
4/13	* Morehead State	W, 8-3
4/13	* Morehead State	L, 5-3
4/14	* Eastern Kentucky	W, 2-1 (8)
4/14	* Eastern Kentucky	W, 5-4
4/16	* Austin Peay	W, 2-0
4/16	* Austin Peay	W, 3-2
4/18	* at Middle Tennessee	L, 2-0
4/18	* at Middle Tennessee	W, 4-3
4/19	* at Tennessee State	W, 8-0
4/19	* at Tennessee State	W, 4-3
4/26	Saint Louis	W, 6-0
4/26	Saint Louis	W, 1-0
4/27	* Eastern Illinois	W, 6-1
4/27	* Eastern Illinois	L, 10-5
5/3	3-vs. Middle Tennessee	W, 2-1
5/3	3-vs. Southeast Missouri	L, 2-1
5/4	3-vs. Eastern Kentucky	W, 5-3
5/4	3-vs. Eastern Illinois	L, 4-0

1-Mardi Gras Classic, Monroe, La.
2-Rebel Spring Games, Kissimmee, Fla.
3-Ohio Valley Conference Tournament, Morehead, Ky.

1998

Mellanie Surratt
22-20-1 (.512) 11-6 OVC

Date	Team	Result
3/7	1-vs. Northern Iowa	L, 21-3
3/7	1-vs. Northern Iowa	L, 14-2
3/8	1-Northeast Illinois	L, 6-4
3/14	2-vs. Marist	W, 5-3
3/14	2-vs. Marist	L, 7-3
3/15	2-vs. Yale	L, 3-2 (8)
3/15	2-vs. Fairfield	W, 6-2
3/16	2-vs. Manhattan	L, 3-1
3/16	2-vs. Army	W, 6-1
3/16	2-vs. Stony Brook	T, 4-4
3/18	2-vs. Colgate	L, 2-1
3/18	2-vs. Bradley	W, 4-2
3/24	* at Austin Peay	L, 8-4
3/24	* at Austin Peay	L, 3-0
3/27	3-at Southern Illinois	L, 10-2
3/27	3-vs. Saint Louis	W, 6-1
3/28	3-vs. Northern Iowa	L, 9-3
3/28	3-vs. Southeast Missouri	L, 2-0
3/29	at Saint Louis	W, 8-1
3/29	at Saint Louis	W, 10-3
4/1	* at Middle Tennessee	W, 4-0
4/1	* at Middle Tennessee	W, 7-2
4/4	* Eastern Kentucky	L, 6-2
4/4	* Eastern Kentucky	L, 9-0
4/5	* Morehead State	L, 2-0
4/5	* Morehead State	W, 2-1
4/7	* Austin Peay	W, 2-1 (9)
4/7	* Austin Peay	W, 1-0
4/9	* at Eastern Illinois	W, 8-5
4/11	* Eastern Illinois	W, 5-1
4/11	* Eastern Illinois	W, 4-1
4/14	* Southeast Missouri	L, 8-0
4/14	* Southeast Missouri	W, 2-0
4/17	4-at Tennessee	L, 8-0
4/18	4-vs. Furman	W, 4-0
4/22	Saint Louis	W, 9-0
4/22	Saint Louis	W, 3-2
4/24	* at Tennessee State	W, 3-1
4/24	* at Tennessee State	W, 9-6
4/25	Austin Peay	W, 5-3
4/25	Austin Peay	L, 6-0
5/2	5-vs. Eastern Illinois	L, 3-0
5/3	5-vs. Morehead State	L, 1-0

1-Southeast Missouri Invitational

2-Rebel Spring Games

3-Saluki Invitational

4-Lady Vol Spring Invitational

5-Ohio Valley Conference Tournament

1999

Mellanie Surratt

Overall: 4-42 • OVC: 2-18

Date	Team	Result
2/22	Chattanooga	L, 7-0
2/22	Chattanooga	L, 12-0
2/23	at Belmont	L, 4-3
2/23	at Belmont	L, 6-0
2/26	1-vs. Notre Dame	L, 8-0
2/26	1-vs. Maryland	L, 11-1
2/28	1-vs. Chattanooga	L, 10-0
2/28	1-vs. Liberty	L, 5-0
3/1	at Jacksonville State	L, 7-2
3/1	at Jacksonville State	L, 11-3
3/15	2-vs. Rider	L, 2-1
3/15	2-vs. Morehead State	L, 13-1
3/16	2-vs. IUPUI	L, 6-5
3/16	2-vs. Manhattan	L, 5-4
3/18	2-vs. Texas-Arlington	L, 4-1
3/18	2-vs. Rhode Island	W, 3-2
3/19	2-vs. Vermont	L, 9-3
3/19	2-vs. Jacksonville State	L, 6-1
3/23	* Austin Peay	W, 10-9
3/26	3-vs. Campbell	L, 13-0
3/26	3-vs. Evansville	L, 11-0
3/27	3-vs. Maryland	L, 10-0
4/1	at Austin Peay	W, 4-1
4/1	at Austin Peay	L, 4-3
4/3	* at Eastern Illinois	L, 3-0
4/3	* at Eastern Illinois	L, 6-0
4/6	* Southeast Missouri	L, 8-0
4/6	* Southeast Missouri	L, 12-5
4/10	* at Eastern Kentucky	L, 8-0
4/10	* at Eastern Kentucky	L, 14-2
4/11	* at Morehead State	L, 9-1
4/11	* at Morehead State	L, 9-1
4/13	* at Austin Peay	W, 9-8

4/13 * at Austin Peay	L, 6-2
4/16 * Tennessee State	L, 12-1
4/16 * Tennessee State	L, 7-1
4/17 * Tennessee Tech	L, 12-0
4/17 * Tennessee Tech	L, 16-0
4/18 * Middle Tennessee	L, 15-1
4/18 * Middle Tennessee	L, 1-0
4/21 Belmont	L, 9-1
4/21 Belmont	L, 9-2
4/24 * Eastern Illinois	L, 24-0
4/24 * Eastern Illinois	L, 9-3
5/1 4-Southeast Missouri	L, 5-0
5/1 4-Eastern Illinois	L, 13-3

1-Choo-Choo Classic, Chattanooga, Tenn.

2-Rebel Spring Games, Kissimmee, Fla.

3-Buzz Classic, Atlanta, Ga.

4-Ohio Valley Conference Tournament, Martin, Tenn.

2000

Amy Cole Fuller

Overall: 16-22 • OVC 9-14

Date	Team	Result
3/1	Austin Peay	W, 8-0
3/1	Austin Peay	W, 1-0
3/8	at Western Kentucky	L, 2-1
3/8	at Western Kentucky	L, 6-4
3/17	1-vs. East Carolina	L, 8-1
3/17	1-vs. Providence	W, 3-2
3/18	1-vs. College of Charleston	L, 2-1
3/18	1-vs. Cleveland State	L, 6-2
3/23	* Austin Peay	W, 2-1
3/23	* Austin Peay	W, 7-3
3/25	* Morehead State	W, 3-2
3/26	* Morehead State	L, 5-1
3/26	* Morehead State	W, 6-1
3/28	* at Tennessee State	W, 10-4
3/28	* at Tennessee State	W, 9-1
4/1	at Belmont	W, 4-3
4/1	at Belmont	W, 1-0
4/2	Western Kentucky	L, 19-2
4/6	* at Middle Tennessee	L, 7-0
4/6	* at Middle Tennessee	L, 3-2
4/9	* Eastern Illinois	L, 7-5
4/9	* Eastern Illinois	L, 7-6
4/9	* Eastern Illinois	L, 1-0
4/11	* at Southeast Missouri	W, 3-0
4/11	* at Southeast Missouri	L, 4-0
4/15	* at Eastern Kentucky	W, 2-1
4/15	* at Eastern Kentucky	L, 5-4
4/16	* at Eastern Kentucky	L, 5-1
4/21	at Belmont	W, 7-4
4/21	at Belmont	W, 9-1
4/26	* Tennessee State	W, 8-2
4/29	* at Tennessee Tech	L, 1-0
4/29	* at Tennessee Tech	L, 8-4
4/30	* at Tennessee Tech	L, 5-0
5/2	* Southeast Missouri	L, 8-2
5/2	* Southeast Missouri	L, 1-0
5/6	* Middle Tennessee	L, 2-0
5/6	* Middle Tennessee	L, 4-0

1-Winthrop Tournament, Rock Hill, S.C.

2001

Amy Cole Fuller

Overall: 9-45 • OVC: 4-17

Date	Team	Result
2/10	1-vs. Nicholls State	L, 3-1
2/10	1-at Ole Miss	L, 2-1
2/11	1-vs. Nicholls State	L, 4-0
2/11	1-at Ole Miss	L, 11-3
2/21	Belmont	W, 9-8
2/21	Belmont	L, 9-7
2/27	at Middle Tennessee	L, 1-0
2/27	at Middle Tennessee	L, 5-0
3/1	Saint Louis	L, 4-3
3/1	Saint Louis	L, 3-2
3/2	2-vs. Toledo	L, 2-1
3/2	2-vs. Saint Louis	L, 6-0
3/3	2-at Louisville	L, 8-0
3/3	2-at Louisville	L, 3-2
3/6	Lipscomb	L, 6-1
3/6	Lipscomb	L, 4-2
3/9	3-vs. Indiana State	L, 2-1
3/9	3-at Missouri	L, 6-4
3/10	3-at Missouri	L, 15-0
3/10	3-vs. Iowa State	L, 5-0
3/11	3-vs. Indiana State	L, 11-3
3/11	3-vs. Iowa State	L, 8-4
3/20	at Saint Louis	L, 2-1
3/20	at Saint Louis	L, 7-1
3/23	4-vs. Coastal Carolina	W, 6-5
3/23	4-at Georgia Tech	L, 3-0
3/24	4-vs. Stetson	L, 7-0
3/24	4-vs. Illinois-Chicago	L, 9-2

3/31 * at Morehead State	L, 4-3
3/31 * at Morehead State	L, 2-1
4/1 * at Morehead State	W, 5-0
4/4 * Tennessee State	W, 4-3
4/4 * Tennessee State	W, 3-1
4/5 * at Austin Peay	L, 3-1
4/5 * at Austin Peay	L, 7-5
4/7 * at Eastern Illinois	L, 9-1
4/7 * at Eastern Illinois	W, 1-0
4/8 * at Eastern Illinois	L, 4-0
4/10 * at Southeast Missouri	L, 2-0
4/10 * at Southeast Missouri	L, 11-3
4/12 * at Tennessee State	L, 2-1
4/12 * at Tennessee State	W, 9-4
4/14 * Eastern Kentucky	L, 2-1
4/14 * Eastern Kentucky	L, 3-0
4/15 * Eastern Kentucky	L, 3-1
4/20 at Belmont	W, 7-4
4/20 at Belmont	L, 3-2
4/22 * Austin Peay	L, 2-0
4/22 * Austin Peay	W, 8-1
4/25 * Southeast Missouri	L, 3-2
4/25 * Southeast Missouri	L, 5-2
4/28 * Tennessee Tech	L, 8-0
4/28 * Tennessee Tech	L, 7-1
4/29 * Tennessee Tech	L, 2-0

1-Ole Miss Invitational, Oxford, Miss.

2-Louisville Invitational, Louisville, Ky.

3-Missouri Invitational, Columbia, Mo.

4-Buzz Classic, Atlanta, Ga.

2002

Donley Canary

Overall: 25-33 • OVC 12-7

Overall: 23-53 • OVC 12-9

Date	Team	Result
2/16	1-vs. Nicholls State	W, 3-0
2/16	1-at Ole Miss	L, 6-2
2/16	1-vs. Evansville	L, 1-0
2/17	1-vs. Evansville	L, 4-1
2/19	at Lipscomb	W, 4-0
2/19	at Lipscomb	L, 10-2
2/23	2-Lipscomb	W, 3-1
2/23	2-Saint Louis	L, 4-0
2/23	2-Indiana State	W, 3-1
2/24	2-Lipscomb	L, 6-4
2/24	2-Indiana State	L, 5-1
3/1	3-vs. Georgia	L, 6-1
3/3	3-vs. Troy State	L, 7-2
3/3	3-vs. Birmingham-Southern	W, 7-0
3/5	Loyola-Chicago	W, 5-0
4/5	Loyola-Chicago	W, 3-0
3/10	4-vs. Colorado State	L, 5-0
3/10	4-vs. Butler	L, 5-3
3/10	4-vs. Bucknell	W, 8-0
3/11	4-at Central Florida	L, 6-0
3/12	4-vs. Wagner	W, 8-2
3/12	4-vs. George Mason	L, 6-3
3/14	4-vs. Bowling Green	L, 10-2
3/14	4-vs. Youngstown State	W, 4-3
3/15	4-vs. Pennsylvania	W, 13-2
3/20	Maine	L, 6-4
3/26	* Tennessee State	W, 2-0
3/26	* Tennessee State	W, 5-0
3/28	Western Kentucky	L, 4-3
3/28	Western Kentucky	L, 2-1
3/30	* at Eastern Kentucky	L, 3-2
3/30	* at Eastern Kentucky	L, 7-0
4/2	* Austin Peay	W, 2-0
4/2	* Austin Peay	W, 1-0
4/6	* at Eastern Illinois	L, 2-1
4/6	* at Eastern Illinois	W, 7-3
4/7	* at Eastern Illinois	W, 5-3
4/9	Saint Louis	L, 2-1
4/9	Saint Louis	L, 5-1
4/11	* at Tennessee State	W, 1-0
4/13	* Morehead State	W, 6-1
4/13	* Morehead State	W, 4-2
4/14	* Morehead State	W, 3-2
4/16	* Southeast Missouri	L, 3-2
4/16	* Southeast Missouri	W, 2-1
4/18	Lipscomb	L, 11-4
4/18	Lipscomb	L, 2-0
4/20	* at Tennessee Tech	L, 4-0
4/20	* at Tennessee Tech	L, 2-1
4/21	* at Tennessee Tech	L, 9-1
4/23	at Belmont	W, 4-1
4/27	* at Southeast Missouri	W, 5-1
4/27	* at Southeast Missouri	L, 5-1
4/29	at Saint Louis	L, 3-0
4/29	at Saint Louis	L, 3-2
5/3	5-vs. Eastern Illinois	L, 6-1
5/4	5-vs. Southeast Missouri	W, 4-1
5/4	5-vs. Eastern Illinois	L, 5-1

1-Ole Miss Invitational, Oxford, Miss.

1-Ole Miss Invitational, Oxford, Miss.

2-UT Martin Invitational, Martin, Tenn.
3-Georgia State Invitational, Atlanta, Ga.
4-Rebel Spring Games, Kissimmee, Fla.
5-Ohio Valley Conference Tournament, Richmond, Ky.

2003

Donley Canary

Overall: 21-26 • OVC: 12-8

Date	Team	Result
2/15	1-vs. Indiana State	L, 3-0
2/28	2-vs. Drake	L, 2-0
3/1	3-at Evansville	L, 5-4
3/1	3-vs. Central Connecticut	W, 11-1
3/2	3-vs. Northern Illinois	L, 8-7
3/5	at Western Kentucky	L, 2-1
3/5	at Western Kentucky	W, 5-3
3/10	4-vs. St. Joseph	W, 1-0
3/10	4-vs. Rhode Island	W, 1-0
3/12	4-vs. George Mason	W, 4-2
3/12	4-vs. Colorado State	L, 2-0
3/13	4-vs. Maine	L, 2-0
3/13	4-vs. IPFW	W, 11-1
3/14	4-vs. Bucknell	W, 5-3
3/14	4-vs. Youngstown	W, 5-2
3/22	* at Tennessee State	L, 4-1
3/22	* at Tennessee State	W, 5-0
3/23	* at Tennessee State	W, 2-1
3/26	Ole Miss	L, 7-1
3/26	Ole Miss	L, 2-1
3/27	Lipscomb	L, 5-1
3/27	Lipscomb	W, 6-4
3/29	* Eastern Kentucky	W, 2-1
3/29	* Eastern Kentucky	W, 4-2
3/30	* Eastern Kentucky	L, 4-2
4/1	Saint Louis	L, 1-0
4/1	Saint Louis	L, 5-4
4/2	Middle Tennessee	L, 4-1
4/2	Middle Tennessee	L, 9-0
4/5	* Eastern Illinois	W, 3-2
4/5	* Eastern Illinois	W, 8-0
4/8	at Southern Illinois	L, 4-1
4/8	at Southern Illinois	L, 8-0
4/9	at Saint Louis	L, 4-1
4/9	at Saint Louis	L, 2-0
4/12	* at Morehead State	W, 3-0
4/12	* at Morehead State	W, 4-0
4/13	* at Morehead State	W, 11-0
4/15	* at Austin Peay	W, 5-4
4/15	* at Austin Peay	L, 3-2
4/18	* Tennessee Tech	L, 3-2
4/18	* Tennessee Tech	L, 7-6
4/19	* Tennessee Tech	L, 10-1
4/22	* Austin Peay	W, 4-0
4/26	* at Southeast Missouri	L, 3-0
4/26	* at Southeast Missouri	L, 5-4
4/27	* at Southeast Missouri	W, 5-1
	5-vs. Eastern Illinois	L, 6-3
	5-vs. Southeast Missouri	L, 4-3

1-Ole Miss Invitational, Oxford, Miss.

2-Tennessee Tech Tournament, Cookeville, Tenn.

3-Evansville Invitational, Evansville, Ind.

4-Rebel Spring Games, Kissimmee, Fla.

5-Ohio Valley Conference Tournament, Cookeville, Tenn.

2004

Donley Canary

Overall: 40-21 • OVC: 18-7

Date	Team	Result
2/14	1-vs. Indiana State	L, 3-2
2/14	1-vs. Tulsa	L, 7-2
2/21	2-IPFW	W, 1-0
2/21	2-East Tennessee State	W, 3-2
2/21	2-Saint Louis	W, 2-1
2/22	2-Oakland	W, 9-8
2/22	2-Indiana State	L, 6-2
2/27	3-at Chattanooga	W, 5-2
2/27	3-vs. Marshall	L, 10-6
2/28	3-vs. Wisconsin	L, 11-6
2/28	3-vs. North Texas	W, 5-1
2/29	3-vs. Buffalo	W, 2-1
3/6	4-vs. Kent State (3/6)	L, 9-5
3/6	4-vs. Iowa State (3/6)	W, 5-4
3/7	4-at Louisville (3/7)	L, 12-2
3/14	5-vs. Lafayette	W, 7-0
3/14	5-vs. Fairleigh Dickinson	W, 5-3
3/15	5-vs. Yale	W, 3-2
3/15	5-vs. Columbia	W, 4-0
3/18	5-vs. Iona	W, 9-0
3/18	5-vs. Fairfield	W, 15-14
3/19	5-vs. Fairfield	L, 7-2
3/19	5-vs. Colgate	W, 3-2
3/27	* Samford	W, 6-0

3/27	* Samford	L, 1-0
3/27	* Samford	W, 3-0
4/1	Southern Illinois	L, 10-0
4/1	Southern Illinois	L, 6-2
4/3	* Tennessee Tech	L, 3-0
4/3	* Tennessee Tech	L, 2-0
4/4	* Tennessee Tech	W, 3-2
4/6	at Saint Louis	L, 5-4
4/6	at Saint Louis	L, 9-8
4/9	* at Jacksonville State	L, 10-2
4/9	* at Jacksonville State	W, 8-6
4/10	* at Jacksonville State	W, 6-3
4/14	Belmont	W, 2-0
4/14	Belmont	W, 7-0
4/17	* at Eastern Kentucky	W, 2-0
4/17	* at Eastern Kentucky	L, 4-3
4/18	* at Eastern Kentucky	L, 6-3
4/21	* Eastern Illinois	W, 9-2
4/21	* Eastern Illinois	W, 2-1
4/24	* at Tennessee State	W, 3-0
4/24	* at Tennessee State	W, 3-1
4/25	* at Tennessee State	W, 4-3
4/27	* at Southeast Missouri	L, 5-4
4/27	* at Southeast Missouri	W, 3-2
4/28	* at Eastern Illinois	W, 3-2
5/2	* Morehead State	W, 8-0
5/2	* Morehead State	W, 10-1
5/4	Mid-Continent	W, 3-0
5/4	Mid-Continent	W, 10-1
5/8	* Austin Peay	W, 4-1
5/8	* Austin Peay	W, 8-3
5/9	* Austin Peay	W, 10-2
5/13	6-vs. Southeast Missouri	W, 9-6
5/14	6-at Eastern Kentucky	L, 8-0
5/15	6-vs. Jacksonville State	W, 5-2
5/15	6-at Eastern Kentucky	W, 2-1
	1-Ole Miss Tournament	L, 4-3

2-Hospitality House Classic, Martin, Tenn.

3-UT Chattanooga Frost Classic, Chattanooga, Tenn.

4-Louisville Invitational, Louisville, Ky.

5-Rebel Spring Games, Kissimmee, Fla.

6-Ohio Valley Conference Tournament, Richmond, Ky.

2005

Donley Canary

Overall: 33-22 • OVC 15-11

Date	Team	Result
2/12	1-vs. Southern Miss	L, 6-1
2/12	1-vs. Illinois State	L, 9-0
2/12	1-vs. Louisiana-Monroe	L, 4-3
2/19	2-Butler	W, 9-0
2/29	2-Belmont	W, 9-0
2/19	2-Indiana State	L, 5-2
2/26	3-vs. Drexel	W, 7-1
2/26	3-vs. Georgia State	W, 2-0
3/5	4-vs. Indiana	W, 2-1
3/5	4-vs. Buffalo	W, 6-1
3/5	4-at Western Kentucky	L, 8-7
3/6	4-at Western Kentucky	W, 4-3
3/6	4-vs. Indiana	W, 4-3
3/13	5-vs. Bradley	W, 3-0
3/13	5-at Rider	W, 5-0
3/14	5-vs. Youngstown	L, 3-1
3/15	5-vs. Yale	W, 3-1
3/15	5-vs. Butler	W, 7-0
3/16	5-vs. Cleveland State	W, 8-4
3/19	* Southeast Missouri	W, 5-2
3/19	* Southeast Missouri	W, 2-0
3/20	* Southeast Missouri	L, 6-3
3/25	* at Tennessee State	W, 9-3
3/25	* at Tennessee State	W, 3-0
3/26	* at Tennessee State	W, 9-0
3/30	at Mississippi Valley State	W, 3-2
3/30	at Mississippi Valley State	W, 7-2
4/2	* Tennessee Tech	W, 2-1
4/2	* Tennessee Tech	L, 8-3
4/3	* Tennessee Tech	W, 2-1
4/9	* Morehead State	L, 1-0
4/9	* Morehead State	W, 6-3
4/10	* Morehead State	W, 3-1
4/14	Mississippi Valley State	W, 8-0
4/14	Mississippi Valley State	L, 3-1
4/16	* at Eastern Kentucky	L, 3-0
4/16	* at Eastern Kentucky	L, 7-4
4/17	* at Eastern Kentucky	W, 7-2
4/19	at Saint Louis	L, 1-0
4/19	at Saint Louis	L, 3-2
4/21	* Austin Peay	W, 9-2
4/21	* Austin Peay	L, 5-0
4/23	* Jacksonville State	L, 11-2
4/23	* Jacksonville State	L, 8-0
4/24	* Jacksonville State	L, 5-4
5/2	* at Samford	L, 1-0

5/2	* at Samford	W, 4-0
5/3	* at Samford	L, 3-2
5/7	* at Eastern Illinois	W, 3-0
5/7	* at Eastern Illinois	W, 2-1
5/8	* at Eastern Illinois	W, 7-0
5/12	6-vs. Southeast Missouri	W, 3-2
5/12	6-at Jacksonville State	L, 11-4
5/13	6-vs. Eastern Kentucky	W, 8-0
5/13	6-vs. Southeast Missouri	L, 4-1
	1-Ole Miss Invitational, Oxford, Miss.	
	2-Hospitality House Classic, Martin, Tenn.	
	3-GSU First Pitch Classic, Atlanta, Ga.	
	4-Western Kentucky Classic, Bowling Green, Ky.	
	5-Rebel Spring Games, Kissimmee, Fla.	
	6-Ohio Valley Conference Tournament, Jacksonville, Ala.	

2006

Donley Canary

Overall: 35-26-1 • OVC: 15-12

Date	Team	Result
2/11	1-vs. Southern	W, 5-2
2/11	1-vs. Jackson State	W, 15-9
2/11	1-at Southeastern Louisiana	W, 5-2
2/12	1-vs. Alcorn State	W, 6-0
2/12	1-vs. Northern Colorado	W, 7-2
2/22	at Evansville	L, 13-0
2/22	at Evansville	L, 4-2
2/25	2-at Middle Tennessee	W, 6-2
2/25	2-vs. Lipscomb	L, 8-3
2/25	2-vs. Syracuse	L, 6-3
2/26	2-vs. Loyola-Chicago	W, 12-0
2/28	Middle Tennessee	L, 6-4
2/28	Middle Tennessee	T, 1-1
3/3	3-vs. North Florida	L, 8-7
3/3	3-vs. Indiana	L, 5-2
3/4	3-at Chattanooga	L, 5-2
3/5	3-vs. Middle Tennessee	W, 5-4
3/5	3-vs. Bradley	L, 4-2
3/12	4-vs. Dayton	W, 5-1
3/12	4-vs. Colgate	W, 3-2
3/13	4-vs. Wagner	W, 2-1
3/13	4-vs. Army	W, 8-2
3/14	4-vs. Maine	W, 4-0
3-14	4-vs. George Washington	W, 2-1
3/15	4-vs. Fairleigh-Dickinson	W, 3-0
3/15	4-vs. Butler	L, 3-2
3/18	* Eastern Illinois	L, 4-2
3/18	* Eastern Illinois	W, 4-3
3/19	* Eastern Illinois	L, 4-0
3/23	* Austin Peay	W, 3-2
3/23	* Austin Peay	W, 4-1
3/25	* at Southeast Missouri	W, 2-1
3/25	* at Southeast Missouri	L, 2-1
3/26	* at Southeast Missouri	L, 3-1
3/29	at Southern Illinois	L, 3-0
3/29	at Southern Illinois	L, 6-3
4/1	* Tennessee State	W, 6-1
4/1	* Tennessee State	W, 10-2
4/2	* Tennessee State	W, 2-1
4/5	Memphis	W, 6-2
4/5	Memphis	W, 1-0
4/8	* at Tennessee Tech	L, 9-1
4/8	* at Tennessee Tech	L, 5-2
4/9	* at Tennessee Tech	L, 4-0
4/12	Saint Louis	W, 3-0
4/12	Saint Louis	W, 1-0
4/14	* at Morehead State	W, 3-0
4/14	* at Morehead State	W, 5-1
4/15	* at Morehead State	W, 7-2
4/20	* at Austin Peay	L, 2-1
4/22	* Eastern Kentucky	W, 1-0
4/22	* Eastern Kentucky	W, 1-0
4/23	* Eastern Kentucky	W, 7-1
4/29	* at Jacksonville State	L, 6-4
4/29	* at Jacksonville State	L, 4-1
4/30	* at Jacksonville State	L, 3-2
5/2	at Saint Louis	W, 6-2
5/6	* Samford	W, 5-2
5/6	* Samford	W, 2-0
5/7	* Samford	L, 3-1
5/11	5-Southeast Missouri	L, 3-0
5/12	5-Jacksonville State	L, 9-2

1-Southeastern Louisiana Lion Classic, Hammond, La.

2-Northwestern State Invitational, Natchitoches, La.

3-UT Chattanooga Frost Classic, Chattanooga, Tenn.

4-Ohio Valley Conference Tournament, Cookeville, Tenn.

2007

Donley Canary

Overall: 30-33 • OVC: 14-12

Date	Team	Result
2/9	1-vs. Troy	L, 5-2
2/10	1-at Southeastern Louisiana	L, 4-2
2/10	1-vs. Louisiana-Monroe	W, 5-4
2/10	1-vs. Mississippi Valley State	W, 9-4
2/11	1-vs. Southern	W, 9-1
2/21	vs. Mid-Continent	W, 7-0
2/21	vs. Mid-Continent	W, 10-0
2/23	2-vs. Colgate	W, 8-0
2/23	2-at Northwestern State	L, 4-2
2/24	2-vs. Alcorn State	W, 14-3
2/24	2-vs. No.14 Louisiana-Lafayette	L, 5-0
2/25	2-at Northwestern State	W, 7-5
2/25	2-vs. No. 9 Louisiana-Lafayette	L, 9-1
3/2	3-vs. Illinois-Chicago	L, 1-0
3/3	3-vs. Mississippi State	L, 6-5
3/3	3-at Chattanooga	L, 7-1
3/4	3-vs. Toledo	W, 13-8
3/4	3-vs. Oakland University	W, 7-4
3/9	vs. Dakota Wesleyan	W, 9-0
3/10	at Loyola Marymount	L, 6-5
3/10	at Loyola Marymount	L, 4-2
3/11	at San Diego	L, 5-3
3/11	at San Diego	L, 4-3
3/12	at Northridge	W, 5-3
3/12	at Northridge	L, 2-0
3/17	* at Eastern Kentucky	L, 4-3
3/17	* at Eastern Kentucky	L, 5-3
3/18	* at Eastern Kentucky	W, 4-0
3/20	Bradley	L, 1-0
3/24	* Tennessee Tech	L, 4-4
3/24	* Tennessee Tech	L, 6-3
3/25	* Tennessee Tech	W, 2-1
3/28	at Memphis	L, 7-4
3/28	at Memphis	L, 2-1
3/31	* Morehead State	W, 1-0
3/31	* Morehead State	L, 4-1
4/1	* Morehead State	W, 2-1
4/4	Saint Louis	W, 3-1
4/4	Saint Louis	W, 3-0
4/6	* at Samford	L, 3-1
4/6	* at Samford	L, 5-3
4/7	* at Samford	W, 7-2
4/10	* Austin Peay	W, 1-0
4/10	* Austin Peay	W, 7-6
4/15	* at Eastern Illinois	W, 5-0
4/15	* at Eastern Illinois	W, 4-3
4/18	No. 20 Southern Illinois	L, 4-0
4/18	No. 20 Southern Illinois	L, 9-0
4/21	* Southeast Missouri	L, 3-1
4/21	* Southeast Missouri	W, 4-2
4/22	* Southeast Missouri	L, 6-5
4/24	Central Arkansas	L, 4-1
4/24	Central Arkansas	W, 5-2
4/26	* at Austin Peay	W, 3-1
4/28	* Jacksonville State	L, 7-4
4/28	* Jacksonville State	L, 6-3
4/29	* Jacksonville State	L, 7-3
5/5	* at Tennessee State	W, 4-3
5/5	* at Tennessee State	W, 3-0
5/6	* at Tennessee State	W, 4-0
5/10	4-vs. Eastern Kentucky	W, 4-0
5/10	4-vs. Tennessee Tech	L, 6-0
5/11	4-vs. Samford	L, 1-4

1-Southeastern Louisiana Lion Classic, Hammond, La.

2-Northwestern State Invitational, Natchitoches, La.

3-UT Chattanooga Frost Classic, Chattanooga, Tenn.

4-Ohio Valley Conference Tournament, Cookeville, Tenn.

2008

Donley Canary

Overall: 28-27 • OVC: 10-12

Overall: 28-27 • CVC: 10-12		
Date	Team	Result
2/9	1-vs. Lipscomb	W, 4-3
2/9	1-at Georgia State	L, 3-4 (8)
2/10	1-vs. No. 17 Georgia Tech	L, 0-2
2/10	1-at Georgia State	L, 6-0
2/16	2-vs. Saint Louis	W, 4-3
2/16	2-vs. Alcorn State	W, 4-0
2/16	2-vs. Southern	L, 7-9
2/23	3-at Middle Tennessee	L, 1-5
2/23	3-vs. ^{No. 30} Southern Illinois	L, 14-1
2/24	3-vs. Belmont	W, 3-1
2/24	3-at Middle Tennessee	W, 4-2
3/1	4-vs. Dartmouth	W, 6-5
3/1	4-vs. Ball State	W, 4-3
3/1	4-vs. Indiana State	W, 3-1
3/2	4-vs. Minnesota	L, 0-6
3/2	4-vs. Northern Iowa	L, 10-2
3/8	5-vs. Sacred Heart	L, 3-4
3/8	5-vs. IPFW	W, 9-0

2019 UT MARTIN SOFTBALL GUIDE

3/9	5-vs. Yale	W, 8-3
3/9	5-vs. Pennsylvania	L, 1-4
3/10	5-vs. Monmouth	L, 2-3
3/10	5-vs. Monmouth	W, 1-0
3/11	5-vs. Butler	W, 3-1
3/11	5-vs. Pennsylvania	L, 4-6
3/15	*at Morehead State	W, 3-2 (9)
3/21	*at Jacksonville State	L, 2-5
3/21	*at Jacksonville State	L, 0-8
3/22	*at Jacksonville State	L, 3-6
3/25	*at Austin Peay	W, 14-3
3/25	*at Austin Peay	W, 8-3
3/29	*Eastern Illinois	L, 4-5 (10)
4/2	Evansville	L, 1-5
4/6	*at Tennessee Tech	L, 0-3
4/6	*at Tennessee Tech	W, 2-1 (9)
4/9	Memphis	L, 4-6
4/9	Memphis	L, 2-5
4/12	*Eastern Kentucky	L, 5-16
4/12	*Eastern Kentucky	L, 2-7
4/13	*Eastern Kentucky	L, 0-1
4/16	Middle Tennessee	W, 5-1
4/16	Middle Tennessee	W, 1-0
4/19	*Tennessee State	W, 2-0
4/19	*Tennessee State	W, 6-4
4/20	*Tennessee State	W, 3-2
4/22	at Southern Illinois	W, 2-1
4/22	at Southern Illinois	W, 4-3
4/24	*Austin Peay	W, 2-1
4/26	*at Southeast Missouri	L, 5-6 (8)
4/26	*at Southeast Missouri	W, 5-2
4/27	*at Southeast Missouri	W, 7-5
4/29	Mid-Continent	W, 13-2
4/29	Mid-Continent	W, 10-0
5/3	*Samford	L, 3-5
5/3	*Samford	L, 1-2
5/4	*Samford	L, 1-2

1-CSU First Pitch Classic, Atlanta, Ga.

2-Southeastern Louisiana Lion Classic, Hammond, La.

3-MTSU Invitational, Murfreesboro, Tenn.

4-Hospitality House Classic, Martin, Tenn.

5-Rebel Spring Games, Kissimmee, Fla.

2009

Donley Canary

Overall: 38-24 • OVC: 13-10

Date	Team	Result
2/7	1- Akron	W 3-1
2/7	1- Alabama State	W 8-2
2/8	1- Akron	W 11-2 (6)
2/8	1- Alabama State	W 7-2
2/13	2- Mississippi Valley State	L 1-0
2/13	2- Southern	W 9-1 (6)
2/14	2- North Dakota State	L 5-1 (8)
2/14	2- Jackson State	W 12-1 (5)
2/15	2- Southeastern Louisiana	W 3-1
2/21	3- UT Arlington	L 5-3 (8)
2/21	3- Houston Baptist	W 9-3
2/22	3- Texas Southern	W 10-2 (6)
2/22	3- Missouri-Kansas City	W 11-1 (5)
2/27	4- Radford	W 9-1 (6)
2/27	4- Rhode Island	W 2-1
3/6	5- Winthrop	L 3-1
3/6	5- Toledo	W 2-1
3/7	5- Mercer	W 6-3
3/7	5- Western Kentucky	L 4-1
3/8	5- Florida A&M	W 3-1
3/10	at Georgia Tech (2)	L 2-1, L 7-5
3/14	*Morehead State	W 3-2 (8)
3/15	*Morehead State	W 13-0 (5)
3/15	*Morehead State	L 3-1 (10)
3/18	at Evansville	W 5-1
3/18	at Evansville	L 1-0
3/21	*at Eastern Illinois	L 2-1 (8)
3/21	*at Eastern Illinois	L 5-4
3/22	*at Eastern Illinois	L 2-1 (10)
3/29	*Jacksonville State	L 6-3
3/29	*Jacksonville State	L 7-1
4/1	at Memphis	L 7-2
4/1	at Memphis	L 5-4 (9)
4/4	*at Tennessee State	L 5-4 (8)
4/4	*at Tennessee State	W 11-3 (5)
4/5	*at Tennessee State	W 4-2
4/8	*Austin Peay	W 5-2
4/8	*Austin Peay	W 3-1
4/10	*Southeast Missouri	W 5-2
4/10	*Southeast Missouri	W 3-1
4/11	*Southeast Missouri	L 4-3
4/15	No. 24 Southern Illinois	W 10-4
4/18	SIU Edwardsville	W 5-2
4/18	SIU Edwardsville	L 3-0
4/21	at Belmont	W 11-2
4/21	at Belmont	W 7-4
4/23	*at Austin Peay	W 4-3 (9)

4/25	*Tennessee Tech	W 7-4
4/25	*Tennessee Tech	L 4-1
4/26	*Tennessee Tech	W 5-0
5/2	*at Eastern Kentucky	W 7-2
5/2	*at Eastern Kentucky	W 5-0
5/3	*at Eastern Kentucky	L 4-2
5/7	6- (5) Tennessee Tech	L 1-0
5/8	6- (3) Morehead State	W 5-0 (8)
5/8	6- (1) Jacksonville State	W 2-0
5/9	6- (5) Tennessee Tech	W 4-2
5/9	6- (2) Southeast Missouri	W 3-2 (8)
5/9	6- (2) Southeast Missouri	W 4-1
5/15	7- No. 6/7 Arizona	L 9-3
5/16	7- Purdue	L 6-2
1-Alabama State Hornet Invitational, Montgomery, Ala.		
2-Southeastern Louisiana Lion Classic, Hammond, La.		
3-UT Arlington Maverick Classic, Dallas, Texas		
4-Chattanooga Frost Classic, Chattanooga, Tenn.		
5-Georgia Tech Buzz Classic, Atlanta, Ga.		
6-OVC Tournament, Jacksonville, Ala.		
7-NCAA Louisville Regional		

2010

Donley Canary

Overall: 41-11 • OVC: 22-3

Date	Team	Result
2/19	2-Grambling	W 9-0 (5)
2/19	2-Mississippi Valley	W 8-3
2/20	2-Saint Louis	W 9-0 (5)
2/20	2-Jackson State	W 6-4
2/21	2-Southeastern Louisiana	W 8-3
2/26	3-Georgetown	W 9-1 (5)
2/26	3-Central Conn. St.	W 6-2
2/27	3-East Tennessee State	W 5-2
2/27	3-Oakland University	W 7-0
2/28	3-Ball State	L 5-0
3/5	4-Bowling Green	W 7-3
3/5	4-Kennesaw State	L 5-3
3/6	4-Winthrop	L 5-3
3/6	4-Mississippi	W 7-6 (9)
3/7	4-Western Kentucky	W 5-3
3/14	5-Marist	W 13-0 (5)
3/14	5-Manhattan	W 4-0
3/15	5-Army	W 10-1 (5)
3/15	5-St. Peter's	W 14-5 (5)
3/16	5-Akron	W 4-2
3/16	5-Fairleigh Dickinson	W 9-0
3/20	*Eastern Kentucky	W 4-2
3/20	*Eastern Kentucky	W 1-0
3/24	at Southern Illinois	W 4-2
3/24	at Southern Illinois	L 9-3
3/27	*Austin Peay	W 6-1
3/27	*Austin Peay	W 5-0
3/28	*Austin Peay	W 10-3
3/30	*Murray State	W 6-0
3/30	*Murray State	W 11-3 (5)
4/2	*at Jacksonville State	L 7-5
4/2	*at Jacksonville State	L 10-2 (5)
4/3	*at Jacksonville State	W 9-6
4/10	*at Tennessee Tech	W 9-1 (5)
4/10	*at Tennessee Tech	W 3-2
4/11	*at Tennessee Tech	L 6-0
4/13	Belmont	W 8-0 (5)
4/13	Belmont	W 2-1
4/14	*at Murray State	W 8-0
4/17	*Eastern Illinois	W 3-1
4/17	*Eastern Illinois	W 4-1
4/18	*Eastern Illinois	W 7-4
4/22	at Middle Tennessee	L 2-0
4/22	at Middle Tennessee	L 7-3
4/25	*Tennessee State	W 7-0
4/25	*Tennessee State	W 9-0 (5)
4/27	Evansville	W 7-2
4/27	Evansville	W 8-7 (8)
5/1	*at SE Missouri State	W 4-3 (8)
5/2	*at SE Missouri State	W 5-1
5/2	*at SE Missouri State	W 2-0
5/8	*at Morehead State	W 5-4
5/8	*at Morehead State	W 3-1
5/9	*at Morehead State	W 3-1
5/13	6-Eastern Illinois	W 3-2
5/14	6-Jacksonville State	L 5-4
5/15	6-Tennessee Tech	W 2-1
5/15	6-Jacksonville State	L 10-1 (5)
2-Southeastern Louisiana Lion Classic, Hammond, La.		
3-Chattanooga Frost Classic, Chattanooga, Tenn.		
4-Georgia Tech Buzz Classic, Atlanta, Ga.		
5-Rebel Spring Games, Kissimmee, Fla.		
6-Ohio Valley Conference Tournament, Martin, Tenn.		

2011

Donley Canary

Overall: 34-24 • OVC: 19-10

Date	Team	Result
2/12	1-Jackson State	L 4-2
2/12	1-Southeastern Louisiana	L 4-2
2/12	1-UMKC	W 3-2 (8)
2/13	1-Saint Louis	W 11-3 (5)
2/18	2-Southeastern Louisiana	L 7-5
2/18	2-Evansville	W 5-1
2/19	2-Ohio State	W 7-6
2/19	2-Chattanooga	L 4-3 (8)
2/25	3-Northern Iowa	W 2-0
2/25	3-Toledo	W 11-2 (5)
2/26	3-East Tennessee State	L 5-4
2/26	3-IUPUI	W 6-0
2/27	3-Chattanooga	L 8-2
3/4	4-Colgate	W 2-1 (9)
3/4	4-Florida Gulf Coast	W 1-0 (8)
3/5	4-Saint Francis	W 5-2
3/5	4-Dartmouth	L 4-3
3/6	4-St. John's	L 9-7
3/12	*Murray State	W 6-5 (10)
3/12	*Murray State	W 3-0
3/13	*Murray State	W 14-6 (5)
3/17	at Evansville	L 7-6 (8)
3/17	at Evansville	W 7-3
3/19	*at Tennessee State	W 6-4
3/19	*at Tennessee State	W 12-4
3/20	*at Tennessee State	W 6-3
3/22	*Austin Peay	L 7-6 (9)
3/22	*Austin Peay	W 6-0
3/26	*at Eastern Kentucky	W 8-7
3/26	*at Eastern Kentucky	L 9-4
3/30	*at Southeast Missouri	L 5-4
3/30	*at Southeast Missouri	W 7-1
4/2	at No. 2 Georgia	L 6-1
4/3	at No. 2 Georgia	L 6-0
4/7	*Southeast Missouri	W 7-2
4/9	*Morehead State	W 1-0
4/9	*Morehead State	W 6-3
4/10	*Morehead State	W 6-2
4/12	*at Austin Peay	L 5-2
4/14	Southern Illinois	L 6-0
4/16	*at Eastern Illinois	L 4-1
4/16	*at Eastern Illinois	L 2-1
4/17	*at Eastern Illinois	L 5-4
4/19	at Belmont	W 11-0 (5)
4/19	at Belmont	W 8-2
4/22	*Jacksonville State	W 3-1
4/22	*Jacksonville State	L 9-1 (6)
4/23	*Jacksonville State	W 8-0 (5)
4/30	*at SIU Edwardsville	L 10-2 (6)
4/30	*at SIU Edwardsville	W 5-3
5/1	*at SIU Edwardsville	W 2-1
5/7	*Tennessee Tech	L 5-4
5/7	*Tennessee Tech	W 3-2
5/8	*Tennessee Tech	W 1-0
5/12	5-Murray State	L 3-2
5/13	5-SIU Edwardsville	W 2-0
5/13	5-Murray State	W 3-2
5/13	5-Eastern Illinois	L 9-3

1-Southeast Louisiana Classic, Hammond, La.

2-South Alabama Classic, Mobile, Ala.

3-Frost Classic (Lipscomb), Nashville, Tenn.

4-Florida Gulf Coast Tournament, Fort Meyers, Fla.

5-OVC Tournament, Charleston, Ill.

2012

Donley Canary

Overall: 39-22 • OVC: 23-6

Date	Team	Result
2/10	1-Kansas	W 6-4
2/10	1-Northern Colorado	L 8-6
2/11	1-Nicholls State	W 5-3
2/11	1-Northern Illinois	L 7-5
2/12	1-Southern	W 9-1 (6)
2/17	2-Saint Louis	W 3-0
2/17	2-Florida Gulf Coast	L 6-0
2/18	2-Binghamton	W 7-4
2/18	2-Delaware	W 9-1 (5)
2/19	2-Boston College	L 7-1
2/24	3-Niagara	W 6-3
2/24	3-Purdue	L 12-5
2/25	3-East Tennessee State	L 5-1
2/25	3-Valparaiso	L 8-4
2/26	3-Cleveland State	W 4-1
3/2	4-UNC-Greensboro	W 3-2
3/2	4-Kennesaw State	L 2-1
3/3	4-No. 25 Georgia Tech	L 8-6 (8)
3/4	4-Western Carolina	W 5-4
3/10	*SIU Edwardsville	W 9-3
3/10	*SIU Edwardsville	W 7-6
3/11	*SIU Edwardsville	W 4-3

3/14	at Memphis	L 3-1
3/17	*at Tennessee Tech	W 6-0
3/17	*at Tennessee Tech	W 6-0
3/18	*at Tennessee Tech	W 4-3
3/21	*Southeast Missouri	W 5-4 (9)
3/21	*Southeast Missouri	W 2-1
3/24	*at Murray State	L 4-1
3/24	*at Murray State	L 3-2
3/25	*at Murray State	W 4-2
3/27	Belmont	W 3-1
3/29	*at Southeast Missouri	W 3-2
3/31	*Tennessee State	W 10-1
3/31	*Tennessee State	W 5-3
4/1	*Tennessee State	W 9-1
4/4	*at Austin Peay	W 7-3
4/4	*at Austin Peay	W 5-4
4/6	*Eastern Kentucky	W 4-2
4/6	*Eastern Kentucky	W 7-3
4/7	*Eastern Kentucky	L 7-2
4/10	at Southern Illinois	W 8-7 (8)
4/12	*Austin Peay	W 1-0 (8)
4/14	at Arkansas	L 6-4
4/14	at Arkansas	L 4-2
4/17	Arkansas-Pine Bluff	W 9-1
4/22	*at Morehead State	W 5-1
4/22	*at Morehead State	W 5-1
4/25	at Middle Tennessee State	L 4-3
4/28	*Eastern Illinois	W 5-1
4/28	*Eastern Illinois	L 9-4
4/29	*Eastern Illinois	W 5-4
5/5	*at Jacksonville State	W 4-1 (8)
5/5	*at Jacksonville State	L 6-3
5/6	*at Jacksonville State	L 10-2
5/10	5-Murray State	W 7-1
5/11	5-Tennessee Tech	L 3-1
5/11	5-Tennessee Tech	W 6-2
5/18	6-No. 2 Alabama	L 5-1
5/19	6-Georgia Tech	L 9-1

1-Southeast Louisiana Classic, Hammond, La.

2-Florida Gulf Coast Tournament - Ft. Myers, Fla.

3-Frost Classic - Chattanooga

4-Buzz Classic - Atlanta, Ga.

5-OVC Tournament - Martin, Tenn.

2013

Donley Canary

Overall: 37-20 • OVC: 14-10

Date	Team	Result
2/8	1-Louisiana Tech	W, 7-2
2/8	1-at Southeastern la.	L, 2-0
2/9	1-Saint Louis	W, 3-2
2/9	1-Delaware	L, 7-2
2/16	2-Mercer	W, 11-10
2/16	2-Ball State	L, 2-0
2/17	2-Kennesaw State	W, 5-4
2/17	2-UAB	W, 2-0
2/22	3-Middle Tennessee	W, 7-2
2/22	3-Miss. Valley St.	W, 5-1
2/23	3-McNeese State	L, 7-2
2/23	3-at Ole Miss	L, 9-8
2/24	3-Drake	L, 7-3
3/4	4-Drake	W, 1-0
3/4	4-Holy Cross	W, 5-0
3/5	4-Saint Francis	W, 2-0
3/5	4-Detroit	W, 11-2
3/7	4-Penn	W, 1-0
3/7	4-Penn	W, 5-2
3/8	4-South Dakota	L, 5-2
3/8	4-Niagara	W, 6-1
3/13	Ole Miss	W, 1-0
3/16	*at SIU Edwardsville	L, 8-6
3/16	*at SIU Edwardsville	W, 7-4
3/20	Trevecca	W, 6-1
3/23	*at Tennessee State	L, 4-2
3/23	*at Tennessee State	W, 13-0
3/24	*at Belmont	W, 8-2
3/24	*at Belmont	W, 11-5
3/29	*Austin Peay	W, 8-5
3/29	*Austin Peay	W, 4-3
3/30	*Austin Peay	W, 5-2
4/3	Evansville	W, 12-4
4/3	Evansville	W, 9-7
4/6	*at Tennessee Tech	W, 9-1
4/6	*at Tennessee Tech	L, 3-0
4/7	*at Jacksonville State	L, 7-6
4/7	*at Jacksonville State	W, 7-6
4/10	Southern Illinois	W, 5-4
4/13	*Murray State	W, 1-0
4/13	*Murray State	L, 4-1
4/14	*Murray State	L, 3-2
4/20	*Morehead State	L, 4-0
4/20	*Morehead State	W, 5-3
4/21	*Eastern Kentucky	L, 4-1
4/21	*Eastern Kentucky	L, 5-3

4/24 Memphis	L, 4-2
4/28 *Eastern Illinois	L, 2-1
4/28 *Eastern Illinois	W, 2-1
5/4 *at Southeast Missouri	W, 11-9
5/4 *at Southeast Missouri	W, 14-5
5/8 5-Murray State	L, 2-1
5/10 5-Morehead State	W, 5-2
5/11 5-SIU Edwardsville	W, 7-1
5/11 5-Eastern Kentucky	W, 4-3
5/12 5-Murray State	W, 5-4
5/12 5-Jacksonville State	L, 2-0
1-Southeastern Louisiana Classic - Hammond, La.	
2-Kennesaw State Tournament - Atlanta, Ga.	
3-Ole Miss Tournament - Oxford, Miss.	
4-Rebel Spring Games - Orlando, Fla.	
5-OVC Tournament - Charleston, Ill.	

2014

Donley Canary

Overall: 27-27-1 • OVC: 14-10

Date	Team	Result
2/7	1-Louisiana Tech	L, 8-3
2/8	1-Houston Baptist	W, 4-2
2/8	1-Wichita State	L, 8-7
2/9	1-Jackson State	L, 4-2
2/15	2-Georgia State	W, 9-7
2/15	2-Indiana	W, 7-1
2/16	2-Bowling Green	T, 6-6
2/16	2-Georgia Tech	L, 8-5
2/21	3-Buffalo	L, 6-4
2/22	3-Northern Colorado	W, 1-0
2/22	3-Saint Louis	L, 2-1
2/23	3-Ole Miss	L, 3-2
3/1	4-Princeton	W, 4-0
3/1	4-Stetson	L, 2-1
3/2	4-College of Charleston	L, 4-1
3/4	at Bethune-Cookman	W, 8-0
3/4	at Bethune-Cookman	L, 8-6
3/7	5-Colgate	W, 7-1
3/7	5-Western Carolina	W, 2-0
3/8	5-Troy	L, 8-7
3/11	Saint Louis	W, 7-2
3/11	Saint Louis	L, 4-3
3/15	*at Murray State	W, 6-1
3/15	*at Murray State	W, 4-3
3/22	*at Morehead State	W, 11-7
3/22	*at Morehead State	W, 9-4
3/23	*at Eastern Kentucky	L, 5-0
3/23	*at Eastern Kentucky	L, 12-4
3/25	Ole Miss	W, 3-2
3/30	*SIUE	L, 7-2
3/30	*SIUE	W, 9-2
4/2	at Evansville	W, 3-0
4/2	at Evansville	W, 5-2
4/5	*Tennessee State	W, 6-5
4/5	*Tennessee State	W, 4-3
4/6	*Belmont	W, 3-1
4/6	*Belmont	W, 2-1
4/9	at Memphis	W, 2-0
4/12	*at Eastern Illinois	L, 1-0
4/12	*at Eastern Illinois	L, 1-0
4/13	*at Eastern Illinois	L, 4-0
4/18	*Tennessee Tech	L, 6-2
4/18	*Tennessee Tech	W, 3-1
4/19	*Jacksonville State	L, 3-0
4/19	*Jacksonville State	L, 7-5
4/22	Middle Tennessee	L, 2-0
4/24	at Southern Illinois	L, 9-0
4/26	*Southeast Missouri	W, 6-1
4/26	*Southeast Missouri	W, 12-6
5/3	*at Austin Peay	W, 6-5
5/3	*at Austin Peay	W, 9-0
5/4	*at Austin Peay	L, 6-3
5/7	6-Eastern Illinois	L, 6-4
5/8	6-Tennessee Tech	L, 5-3

1-Louisiana Tech Tournament - Ruston, La.	
2-Georgia State Tournament - Atlanta, Ga.	
3-Ole Miss Tournament - Oxford, Miss.	
4-UCF Tournament - Orlando, Fla.	
5-UCF Tournament - Orlando, Fla.	
6-OVC Tournament - Jacksonville, Ala.	

2015

Donley Canary

Overall: 24-26 • OVC: 9-15

Date	Team	Result
2/6	1-Nebraska-Omaha	W, 7-3
2/6	1-UT Arlington	L, 8-0
2/7	1-Alcorn State	W, 9-0
2/7	1-Southeastern Louisiana	W, 6-1
2/8	1-Nicholls State	L, 3-2
2/13	2-Lamar	W, 4-1
2/13	2-Illinois	W, 6-5
2/14	2-Louisiana Tech	L, 7-3

2/14	2-Mississippi State	L, 4-2
2/27	3-Southeastern Louisiana	W, 6-0
2/27	3-Arkansas	L, 8-7
2/28	3-Southeast Missouri	W, 2-1
3/1	3-Saint Louis	L, 4-2
3/6	4-UT Arlington	L, 12-2
3/6	4-Texas Tech	W, 4-3
3/7	4-UT Arlington	W, 9-0
3/7	4-Texas Tech	L, 13-9
3/8	4-Utah Valley	L, 10-8
3/17	*at Southeast Missouri	L, 9-6
3/17	*at Southeast Missouri	W, 6-3
3/18	Evansville	W, 14-11
3/18	Evansville	W, 5-1
3/21	*Jacksonville State	L, 3-2
3/21	*Jacksonville State	L, 9-1
3/22	*at Tennessee Tech	L, 2-1
3/22	*at Tennessee Tech	W, 8-0
3/25	at Middle Tennessee	W, 7-2
3/25	at Middle Tennessee	L, 6-2
3/28	*Austin Peay	W, 8-6
3/28	*Austin Peay	W, 10-2
3/29	*Austin Peay	L, 6-3
3/31	at Ole Miss	L, 6-4
4/3	*at Belmont	W, 9-3
4/3	*at Belmont	W, 8-3
4/4	*at Tennessee State	W, 6-1
4/4	*at Tennessee State	W, 9-2
4/11	*Eastern Illinois	W, 8-4
4/11	*Eastern Illinois	L, 3-0
4/12	*Eastern Illinois	L, 4-2
4/15	Memphis	W, 2-0
4/15	Memphis	W, 5-1
4/18	*Eastern Kentucky	L, 4-1
4/18	*Eastern Kentucky	L, 6-3
4/23	Bethel	W, 8-0
4/25	*at SIUE	L, 5-3
4/26	*at SIUE	L, 3-0
4/26	*at SIUE	L, 3-2
5/2	*Murray State	L, 8-1
5/2	*Murray State	L, 6-2
5/3	*Murray State	L, 9-1

1-Southeastern Louisiana Lion Classic - Hammond, La.

2-Mississippi State Tournament - Starkville, Miss.

3-Southeastern Louisiana Lion Classic II - Hammond, La.

4-Texas Tech Invitational - Lubbock, Texas

2016

Donley Canary

Overall: 30-26 • OVC: 14-12

Date	Team	Result
2/12	1-Southern Illinois	L, 3-0
2/12	1-Buffalo	W, 4-3
2/13	1-Mississippi Valley St.	W, 8-1
2/13	1-at Southeastern La.	W, 9-1 (6)
2/14	1-Nicholls State	W, 3-0
2/19	2-IPFW	W, 6-1
2/19	2-Dayton	L, 5-4
2/20	2-Wright State	W, 3-2
2/20	2-at Chattanooga	W, 6-2 (10)
2/21	2-Detroit Mercy	W, 3-2
2/27	3-Western Michigan	L, 8-3
2/27	3-at Kennesaw State	L, 7-6 (8)
2/28	3-Western Michigan	W, 4-3 (8)
2/28	3-Alabama A&M	W, 11-3 (5)
3/4	4-Nicholls State	L, 10-3
3/4	4-at North Texas	L, 8-4
3/5	4-Houston Baptist	W, 5-2
3/5	4-at North Texas	L, 5-3
3/6	4-Houston Baptist	W, 10-2 (5)
3/10	at Bethune-Cookman	W, 9-1 (6)
3/11	5-George Mason	W, 2-1
3/12	5-Wagner	W, 4-1
3/12	5-Binghamton	L, 9-2
3/12	5-Binghamton	L, 6-5 (8)
3/13	5-at Stetson	L, 2-0
3/19	*at Eastern Illinois	L, 8-0 (6)
3/19	*at Eastern Illinois	L, 5-4
3/20	*at Eastern Illinois	L, 3-2
3/25	*Tennessee State	W, 6-1
3/25	*Tennessee State	W, 8-7
3/26	*Belmont	L, 7-2
3/26	*Belmont	W, 13-2 (5)
3/29	at Evansville	L, 6-5
4/2	*at Austin Peay	W, 5-1
4/2	*at Austin Peay	W, 20-9
4/3	*at Austin Peay	W, 1-0
4/9	*Tennessee Tech	L, 1-0 (8)
4/9	*Tennessee Tech	W, 5-3
4/10	*Jacksonville State	L, 4-0
4/10	*Jacksonville State	L, 2-1
4/13	at Ole Miss	W, 9-6
4/16	*Southeast Missouri	W, 1-0 (9)
4/16	*Southeast Missouri	W, 3-1

4/17	*Southeast Missouri	W, 4-0
4/23	*at Morehead State	W, 4-1
4/23	*at Morehead State	L, 4-0
4/24	*at Eastern Kentucky	W, 2-0
4/24	*at Eastern Kentucky	L, 6-4
4/27	at Memphis	L, 3-2
4/30	*at Murray State	L, 2-0
5/1	*at Murray State	L, 5-0
5/7	*SIUE	W, 3-1
5/7	*SIUE	W, 3-2
5/8	*SIUE	L, 3-2
5/11	6-SIUUE	L, 6-5
5/13	6-Murray State	L, 2-0
1-Southeastern Louisiana Lion Classic - Hammond, La.		
2-Chattanooga Spring Classic - Chattanooga, Tenn.		
3-Dr. Bobbie Bailey Memorial Tournament - Kennesaw, Ga.		
4-North Texas Mean Green Spring Fling - Denton, Texas		
5-Stetson Tournament - Deland, Fla.		
6-OVC Tournament - Oxford, Ala.		

2017

Donley Canary

Overall: 39-20 • OVC: 13-5

Date	Team	Result
2/10	1-Nevada	W, 12-4
2/11	1-Coppin State	W, 8-0 (5)
2/11	1-Army	W, 5-3
2/12	1-Miss. Valley State	W, 8-0 (6)
2/17	2-Akron	W, 13-2 (5)
2/17	2-at Alabama State	W, 14-6 (6)
2/18	2-Fort Wayne	W, 13-4 (5)
2/18	2-Akron	L, 3-2
2/24	3-Saint Louis	W, 1-0
2/24	3-Western Michigan	W, 9-0
2/25	3-Fairleigh Dickinson	W, 6-1
2/25	3-at Chattanooga	L, 6-3
2/26	3-Northwestern State	W, 9-8
3/1	Christian Brothers	W, 8-0 (5)
3/3	4-Nicholls State	W, 5-4
3/3	4-Austin Peay	W, 4-2
3/4	4-Miss. Valley State	W, 5-1
3/5	4-at No. 23 Ole Miss	L, 10-7
3/9	5-at UC Riverside	L, 6-4
3/9	5-at UC Riverside	L, 8-4
3/10	5-Maryland	W, 8-2
3/11	5-Iona	W, 14-10
3/11	5-Weber State	L, 7-5
3/18	6-Samford	L, 2-1
3/18	6-Western Illinois	W, 7-4
3/19	6-Samford	W, 3-2
3/19	6-Western Illinois	W, 4-3 (8)
3/25	at Jacksonville State*	L, 4-0
3/25	at Jacksonville State*	W, 7-5
3/26	at Tennessee Tech*	W, 6-5
3/26	at Tennessee Tech*	W, 10-2
3/29	Middle Tennessee	W, 5-3
4/1	at SIUE*	L, 5-0
4/1	at SIUE*	W, 7-3
4/4	Memphis	L, 5-4
4/4	Memphis	L, 6-2
4/8	Murray State*	L, 5-4
4/8	Murray State*	W, 6-4
4/9	Austin Peay*	W, 4-0
4/9	Austin Peay*	W, 8-2
4/11	at Evansville	W, 7-2
4/11	at Evansville	W, 3-1
4/14	at Eastern Illinois*	L, 3-1
4/14	at Eastern Illinois*	W, 3-1
4/18	No. 18 Ole Miss	L, 7-2
4/22	Eastern Kentucky*	W, 7-3
4/26	No. 18 Kentucky	L, 8-2
4/29	at Belmont*	W, 6-4
4/29	at Belmont*	W, 8-5
4/30	at Tennessee State	W, 8-0 (5)
5/6	Southeast Missouri*	L, 7-0
5/6	Southeast Missouri*	W, 8-2
5/10	7-Tennessee Tech	W, 1-0
5/11	7-SIUUE	L, 2-1
5/12	7-Belmont	W, 4-0
5/12	7-Eastern Kentucky	W, 5-3
5/13	7-SIUUE	L, 7-1
5/16	8-at Georgia State	L, 6-5
5/16	8-Alabama State	L, 3-0

1-Southeastern Louisiana Lion Classic - Hammond, La.

2-Alabama State Tournament - Montgomery, Ala.

3-Frost Classic - Chattanooga, Tenn.

4-Ole Miss Red & Blue Classic - Oxford, Miss.

5-Highlander Classic - Riverside, Calif.

6-Skyhawk Hampton Inn Classic - Martin, Tenn.

7-OVC Tournament - Oxford, Ala.

8-National Invitational Softball Championship - Atlanta, Ga.

2018

Donley Canary

Overall: 25-32 • OVC: 9-13

Date	Team	Result
2/8	1-Stephen F. Austin	L, 7-1
2/8	1-Central Arkansas	W, 3-1
2/9	1-Grambling State	W, 10-2 (6)
2/9	1-North Texas	L, 5-2
2/15	at Mississippi State	L, 3-0
2/16	2-Holy Cross	L, 3-1
2/17	2-Fort Wayne	L, 5-3 (8)
2/17	2-Middle Tennessee	L, 3-0
2/18	2-Appalachian State	W, 7-2
2/23	3-Alabama State	W, 5-2
2/23	3-Western Illinois	W, 3-2
2/24	3-Western Michigan	L, 8-2
2/24	3-Chattanooga	W, 4-2
2/25	3-IUPUI	L, 2-1
3/2	4-Chattanooga	L, 7-6
3/2	4-No. 17 Ole Miss	L, 10-2 (5)
3/3	4-Southern Miss	W, 2-1
3/4	4-Saint Louis	L, 5-3 (9)
3/8	at Bethune-Cookman	W, 8-3
3/9	5-Holy Cross	W, 4-0
3/9	5-Manhattan	L, 6-0
3/10	5-Holy Cross	W, 5-1
3/10	5-at Stetson	L, 4-2
3/11	5-Manhattan	W, 3-0
3/14	Southern Illinois	L, 2-1
3/17	6-Akron	W, 5-0
3/17	6-Northern Kentucky	W, 4-1
3/18	6-Akron	W, 10-2 (5)
3/18	6-Northern Kentucky	L, 5-1
3/21	at Memphis	L, 6-2
3/23	*Jacksonville State	L, 6-4
3/23	*Jacksonville State	L, 6-2
3/25	*Tennessee Tech	W, 9-4
3/25	*Tennessee Tech	W, 3-2
3/30	*SIUE	L, 4-1 (8)
3/30	*SIUE	L, 2-1
4/4	at Middle Tennessee	W, 4-1
4/8	*at Austin Peay	L, 5-0
4/8	*at Austin Peay	L, 11-2 (6)
4/9	*at Murray State*	W, 3-2 (8)
4/9	*at Murray State*	W, 4-0
4/11	Evansville	W, 3-2 (14)
4/13	*Eastern Illinois	W, 4-3
4/13	*Eastern Illinois	L, 5-2
4/17	*at Southeast Missouri	W, 4-0
4/17	*at Southeast Missouri	L, 1-0 (8)
4/21	*at Eastern Kentucky	L, 8-7
4/21	*at Eastern Kentucky	L, 11-2 (6)
4/22	*at Morehead State	L, 1-0
4/22	*at Morehead State	W, 6-4
4/25	at Ole Miss	L, 14-6 (6)
4/29	*Tennessee State	W, 8-0 (5)
4/29	*Tennessee State	W, 5-1
5/6	*Belmont	L, 3-1
5/6	*Belmont	L, 2-0
5/9	7-Austin Peay	L, 2-0
5/10	7-Eastern Illinois	L, 3-2

1-Mardi Gras Classic - Monroe, La.

2-Black and Gold Tournament - Montgomery, Ala.

3-Frost Classic - Chattanooga, Tenn.

4-Ole Miss Classic - Oxford, Miss.

5-Stetson Invitational - DeLand, Fla.

6-Skyhawk Hampton Inn Classic - Martin, Tenn.

7-OVC Softball Championship - Oxford, Ala.

NOTABLE ALUMNI



—JERRY REESE

New York Giants
Senior VP and General Manager

PAT HEAD SUMMITT -

Tennessee Lady Vols
Head Coach Emeritus



- Dr. Margaret Perry ('61) is chancellor emeritus of the University of Tennessee at Martin and was the first female head of a Tennessee four-year college or university.

- Dr. Shirley Raines ('67) is president of the University of Memphis.

- Dr. Nick Dunagan ('68) is chancellor emeritus of The University of Tennessee at Martin.

- Houston Gordon ('68) is a former UT Board of Trustees member and an attorney in Covington, Tenn.

- Dr. C. Pat Taylor ('68) is president of Southwest Baptist University in Missouri.

- Lin Dunn ('69) is the retired head coach for the Indiana Fever, winning a WNBA championship in 2012

- Leonard Hamilton ('71) is head coach of the Florida State University men's basketball team.

- Pat Summitt ('74) is head coach emeritus of the eight-time national champion Lady Vols basketball team.

- Dr. Christy Shaffer ('81) is president and CEO of Inspire Pharmaceuticals, Inc., in Durham, N.C.

- Stan Bell ('85) is a well-known radio personality in Memphis.

- Jerry Reese ('87, '88) is senior vice president and general manager of the NFL's New York Giants.

- Charlie Neese ('92) is a meteorologist at News Channel 5 in Nashville.



—LIN DUNN

Retired Indiana Fever
Head Basketball Coach

BILL RHODES -

Auto Zone
Chairman, President and CEO



- Bill Rhodes ('87) is the chairman, president and CEO of AutoZone.
- Tasha Blakney ('96) is attorney and partner at Eldridge and Blakney, P.C., in Knoxville, Tenn.
- Trent Latta ('98) is principal and COO at Structural Affiliates International, Inc., in Nashville, Tenn.
- Dr. Amanda Raley Lowery ('02) is the first UT Martin engineering student to earn a doctoral degree and is a research associate in the Vanderbilt University Department of Biomedical Engineering.

MEDIA INFORMATION



RYNE RICKMAN
SPORTS INFORMATION DIRECTOR

Men's Basketball, Volleyball, Golf,
Women's Tennis, Rodeo and Equestrian

OFFICE PHONE: 731-881-7632

CELL PHONE: 270-703-2601

EMAIL: RRICKMAN@UTM.EDU



ALEX BOGGIS
ASSISTANT SPORTS
INFORMATION DIRECTOR

Football, Women's Basketball,
Softball, Cross Country and Track

OFFICE PHONE: 731-881-7694

CELL PHONE: 618-357-1536

EMAIL: DABOGGIS@UTM.EDU



JAKE ROGERS
SPORTS INFORMATION
INTERN

Soccer, Rifle, Baseball

OFFICE PHONE: 731-881-7694

CELL PHONE: 731-819-5371

EMAIL: JROGER48@UTM.EDU



IAN JETT
DIGITAL MEDIA COORDINATOR

OFFICE PHONE: 731-881-7694

CELL PHONE: 410-948-1181

EMAIL: IJETT@UTM.EDU

Office Fax: 731-881-7624
Web Site: UTMSports.com
Facebook: /UTMSports
Twitter: @UTMSports
Twitter: @UTM_Gameday
Instagram: UTMSports

Mailing Address:
UT Martin Sports
Information
1022 Elam Center
Martin, TN 38238

INTERVIEW POLICIES

Media interviews with players and coaches are encouraged, and every effort will be made to accommodate media requests. In-person interviews are preferred. Telephone interviews can be arranged through the sports information office. The best time to reach head coach Donley Canary is weekdays between 9 a.m.-Noon.

POSTGAME AVAILABILITIES

Players and coaches will be available for interviews at the conclusion of each game. Media will be provided full stat packages upon completion of each game. Skyhawk head coach Donley Canary and selected players will be made available upon request. Requests for players will be taken near the end of each game.

CREDENTIALS

Requests for season or single-game working media credentials may be made through Alex Boggis and the Sports Information Office by e-mail or fax (731) 881-7624. Passes may be picked up in advance at the Sports Information Office or on game day at the will call window at the Kathleen and Tom Elam Center.

ON THE WEB

A wealth of resources for the UT Martin sports information department can be found at www.UTMSports.com, powered by SIDEARM Sports. The site features updated schedules, rosters, player information, scores and statistics.

SKYHAWKS IN PRINT

The name of our institution is The University of Tennessee at Martin and if abbreviated, should be referred to as UT Martin. The University of Tennessee at Martin should be used as the first reference in a news story. UT Martin should be used in subsequent references and UTM is acceptable in headlines. Tennessee-Martin, UT-Martin, UT or Martin should never be used. The description Skyhawks should be used to represent all UT Martin athletic teams. Lady-Skyhawks or Hawks should never be used.

SPORTS INSIDE ATHLETICS SKYHAWK CLUB TICKETS SKYHAWK MEDIA FAN ZONE

ANNUAL ATHLETIC AWARDS ANNOUNCED AT 2019 UTHY'S PRESENTED BY LEADERS CREDIT UNION

SKYHAWK ATHLETICS LAUNCHES NEW AND IMPROVED WEBSITE POWERED BY SIDEARM SPORTS

SINGLE GRID ARCHIVES

OHIO VALLEY CONFERENCE



Now in its 71st year, the Ohio Valley Conference continues to build on the success that has made it the nation's eighth-oldest NCAA Division I conference.

In May 2011 the Conference expanded for the second time in four years, adding Belmont University which began competition in the 2012-13 academic year. The addition of Belmont gave the OVC 12 members, the most the league has had at one time in its illustrious history. The move added a second team in the city of Nashville and was the first addition to the league since Southern Illinois University Edwardsville joined in 2008. Subsequently, the league has shown its stability over the past decade, seeing only one member institution depart over the past 17 years.

The 2009-10 school year saw a change in leadership as Beth DeBauche was named the seventh full-time Commissioner in league history on July 28, 2009. The last three commissioners of the OVC have moved onto jobs as the commissioner of the Big Ten, Big 12 and the Mid-American Conferences.

The OVC's proud history dates back to 1948, but seeds for the new league were actually planted in 1941. It was then that Roy Stewart, the athletics director at Murray State, Charles "Turkey" Hughes, the athletics director at Eastern Kentucky, and Kelly Thompson, the public relations director at Western Kentucky, first broached the idea of forming a new conference. Discussions were put on hold by World War II, but reemerged February 27-28, 1948 at the Kentucky Hotel in Louisville as the three original institutions combined with Morehead State, Louisville and Evansville to form the OVC.

In the 1950s, the OVC became a pioneer on a much more significant scale socially. During times of racial segregation, league member Morehead State became one of the first non-traditionally black mid-southern institutions to accept a black student. In 1958 Marshall Banks earned athletically-related aid at Morehead, which signed a second black athlete, Howard Murphy, a year later. In 1961 Murphy earned all-conference recognition as a halfback in football. With racial barriers broken, the rest of the institutions in the league began to provide educational and athletic opportunities to African-Americans.

After Title IX legislation passed in 1972, women's athletics began a rebirth on the national scene as the NCAA began sponsoring and marketing women's sports. Recognizing the need to provide increased opportunities for female athletes, the OVC began formulating plans for women's athletics in 1975 and established women's championships in the sports of basketball, tennis and track in 1977, with cross country and volleyball added over the next four years. Those sports were initially governed by the Association of Intercollegiate Athletics for Women (IAIW), but the overall strength of women's programs in the league was demonstrated by the automatic bids the OVC instantly received when the NCAA became the governing body in 1982. The conference added women's golf and softball in 1994 and women's soccer in 1998.

Tennessee Tech has won or shared 18 regular-season women's basketball championships in addition to nine OVC Tournament crowns; both are tops in OVC history. UT Martin added its name to the list of championship by capturing its first OVC Tournament title in 2011 and also winning championships in 2012, 2013 and 2014. The Skyhawks became just the fourth team in OVC history (and first since Austin Peay from 2000-03) to win four-straight tournament titles. In 2016 Belmont won its first-ever OVC Tournament Championship, a feat it repeated in 2017.

Several coaches have made their mark in the history of OVC women's basketball. Former Tennessee Tech coach Marynell Meadors posted an amazing 363-139 (72.3%) record at Tech, becoming the first woman in NCAA or AIAW history to win 300 games at the same institution, while former Tennessee State skipper Teresa Phillips earned National Coach of the Year honors from USA Today in 1990 for turning around the Lady Tigers' program before going on to lead TSU to the NCAA Tournament in 1994 and 1995. Tennessee Tech coach Bill Worrell capped a stellar 20-year career in 2005-06 and was inducted into the OVC Hall of Fame in 2007; he compiled a 408-190 record while leading the Golden Eagles to an unprecedented 16 OVC regular-season titles and eight NCAA Tournament appearances, including five straight from 1989-93. Larry Joe Inman, who retired at the conclusion of the 2007-08 season and was inducted into the OVC Hall of Fame in 2009, won more than 100 games at both Middle Tennessee and Eastern Kentucky, and earned OVC Coach of the Year honors a record eight times - five times at EKU and three at MTSU. In 2012-13 Inman came out of retirement to take the Tennessee State job; in 2014-15 he led the Lady Tigers to its first OVC Tournament Championship since 1995. Inman once again retired following the 2016-17 season, with 545 career victories.

Many great players have graced the hardwood over the years, including former OVC Players of the Year Brooke Armistead and Gerlonda Hardin from Austin Peay, Pam Chambers, Jerilyn Harper, Cheryl Taylor, Angela Moorehead, Roschelle Vaughn, Diane Seng, Janet Holt and Emily Christian from Tennessee Tech; Morehead State's Donna Murphy, Priscilla Blackford and Chynna Bozeman; Eastern Kentucky's Kim Mays; Southeast Missouri's Gray C. Harris; Murray State's Ashley Hayes; and UT Martin's Heather Butler and Jasmine Newsome.

Morehead State center Brittany Pittman set new school, league and NCAA standards for blocked shots in 2008-09. Pittman swatted 164 shots during the season, setting a new NCAA single-season record (which has since been broken). During the campaign, only her second with the Eagles, she also set career block records for both Morehead State and the OVC (287).

In 2012-13 the UT Martin duo of Jasmine Newsome and Heather Butler finished fifth and sixth nationally among NCAA scoring leaders. Newsome, the 2012 and 2013 OVC Player of the Year, averaged 22.6 points per game on the way to All-American honors while Butler averaged 22.4 points per contest. Butler set a NCAA record during the season by connecting on a 3-pointer in her 80th-straight game.

In 2013-14 Butler and Newsome capped their brilliant careers by ranking first and second in scoring in OVC history. Butler, the 2013-14 OVC Female Athlete of the Year, finished her career with 2,865 points, which ranked first in OVC and 16th in NCAA history. She also finished her career with 392 career 3-pointers (which was tied for the most in NCAA history following her career but now ranks second) and scored in double figures in all 129 career games, which ranks fifth in NCAA history. Following the season Butler was signed by the WNBA's San Antonio Stars where she became the first OVC player to make an active WNBA roster. Newsome capped her career with 2,566 points, second only to Butler in OVC history.

The league also had another historical moment in November 2008 when the NCAA awarded Nashville the 2014 NCAA Women's Division I Final Four. The OVC served as the host of the prestigious event, which is one of the biggest sporting events the city of Nashville can host. The event was held April 6 & 8 at Bridgestone Arena in downtown Nashville and was played in front of sold-out crowds for both the semifinals and championship as UConn topped Notre Dame in a battle of undefeated teams to win its ninth national title.

The playing field is not the only place where OVC athletes are working hard. The league also recognizes excellence in the classroom. Six Scholar-Athlete Awards are presented yearly to male and female athletes, while others are commended for their academic success by being Medal of Honor recipients or earning a spot on the Commissioner's Honor Roll. Additionally, the league annually presents one institutional Academic Achievement Award, as well as separate team awards in each Conference-sponsored sport. Since the College Sports Information Directors of America (CoSIDA) Academic All-America program began, the Ohio Valley Conference has had 261 student-athletes honored with the award, including 67 over the last seven years (2010-17).

Through the early years of the league, administrators wrestled with fan behavior due to the close proximity of the Conference members and the intense rivalries which developed. Just as it did decades ago, the OVC took the leadership role on what has become a national issue. In 1995, the OVC implemented a first-of-its-kind "Sportsmanship Statement," a policy which promotes principles of fair play, ethical conduct and respect for one's opponent. The statement has become a model for others to follow across the nation, and has answered the challenge of the NCAA Presidents Commission to improve sportsmanship in collegiate athletics.

Additionally, the OVC annually presents the Steve Hamilton Sportsmanship Award, in honor of the former Morehead State student-athlete, coach and athletics director, to a junior or senior student-athlete with significant athletic contributions who best exemplifies the characteristics of sportsmanship and citizenship. Most recently, the Conference has also implemented the OVC Institutional and Team Sportsmanship Awards, which are presented to one institution and 18 sport-specific teams voted by their peers to have best exhibited the standards of sportsmanship and ethical conduct as outlined by the OVC and NCAA.

The vision of leadership demonstrated by the Founding Fathers in 1948 remains alive today as the Ohio Valley Conference prepares for the future. One example is in regard to the current trend in collegiate athletics administration for increased involvement of university presidents in setting policies and making rules. The presidents of OVC institutions, however, have always governed the Conference, long before presidential governance became a national theme.

The Ohio Valley Conference sponsors the following sports: baseball, basketball, cross country, football, golf, tennis and track for men, and basketball, cross country, golf, soccer, softball, tennis, track and volleyball for women. In addition, the OVC also sponsors the combined men's and women's sport of rifle.

Now in its seventh decade of competition, the Ohio Valley Conference has grown significantly from its humble beginnings while increasing the number of athletics opportunities it provides for students. Current league representatives include charter members Eastern Kentucky University, Morehead State University and Murray State University, along with Austin Peay State University, Belmont University, Eastern Illinois University, Jacksonville State University, Southeast Missouri State University, Southern Illinois University Edwardsville, Tennessee State University, Tennessee Technological University and the University of Tennessee at Martin.

OVC ACADEMIC AWARDS

THE WINNERS ARE SELECTED FROM A GROUP OF NOMINEES BY OVC FACULTY ATHLETICS REPRESENTATIVES. TO BE ELIGIBLE, HONOREES MUST HAVE AT LEAST A 3.25 GPA AND CONDUCT THEMSELVES IN A MANNER WHICH HAS BROUGHT CREDIT TO THE STUDENT-ATHLETE, HIS OR HER INSTITUTION, INTERCOLLEGIATE ATHLETICS AND THE OHIO VALLEY CONFERENCE.

UT MARTIN SCHOLAR-ATHLETES

1994-95	ANNA DAVIS	WOMEN'S TENNIS
	CAROLINE GROVES	WOMEN'S TENNIS
1996-97	KLAS BRUNSKOG	MEN'S TENNIS
	ANGELA OLSEN	WOMEN'S TENNIS
1997-98	ARTHUR CASTLE	MEN'S BASKETBALL
2001-02	KELLY PENDLETON	WOMEN'S BASKETBALL
2002-03	RACHEL AHLERS	VOLLEYBALL
2004-05	BRADY WAHLBERG	FOOTBALL
2005-06	CHAD MCMAHAN	FOOTBALL
2007-08	ANDREY YESIPOV	MEN'S TENNIS
2008-09	JAMIE FURSTENBERG	SOCCER
2009-10	CODY TERRY	BASEBALL
2010-11	JENNA MILLER	VOLLEYBALL
2011-12	LEAH TAYLOR	SOFTBALL
2012-13	HEATHER BUTLER	WOMEN'S BASKETBALL
2014-15	BEN REEVES	GOLF
	KATIE SCHUBERT	WOMEN'S BASKETBALL
2016-17	JOE MARTIN	RIFLE

AWARDED EACH FALL (BUT BASED ON THE PRIOR YEAR'S ACHIEVEMENTS), THE OVC SCHOLAR-ATHLETE AWARD IS THE HIGHEST INDIVIDUAL HONOR THAT CAN BE EARNED BY OVC STUDENT-ATHLETES AND IT IS GIVEN ANNUALLY TO THREE MEN AND THREE WOMEN OF JUNIOR OR SENIOR STATUS WHO HAVE ACCOMPLISHMENTS IN BOTH THE CLASSROOM AND ATHLETIC ARENA, AS WELL AS LEADERSHIP QUALITIES.

COMMISSIONER'S HONOR ROLL

THE OVC COMMISSIONER'S HONOR ROLL IS PRESENTED ANNUALLY TO STUDENT-ATHLETES WHO HAVE AT LEAST A 3.25 GPA AND WHO HAVE BEEN ELIGIBLE AND ON THE TEAM THROUGHOUT THE COMPETITIVE SEASON IN THEIR CHOSEN NCAA-SPONSORED SPORT OR SPORTS. SINCE JOINING THE OVC IN 1992, A TOTAL OF 1,974 UT MARTIN STUDENT-ATHLETES HAVE BEEN NAMED TO THE PRESTIGIOUS LIST.

<u>YEAR</u>	<u>TOTAL</u>	<u>YEAR</u>	<u>TOTAL</u>
1993-94	48	2006-07	81
1994-95	62	2007-08	85
1995-96	68	2008-09	73
1996-97	41	2009-10	70
1997-98	38	2010-11	93
1998-99	52	2011-12	114
1999-00	50	2012-13	116
2000-01	58	2013-14	109
2001-02	65	2014-15	100
2002-03	82	2015-16	83
2003-04	81	2016-17	116
2004-05	78	2017-18	130
2005-06	81		

OVC MEDAL OF HONOR

THE OVC MEDAL OF HONOR IS GIVEN ANNUALLY TO THE STUDENT-ATHLETE(S) WHO ACHIEVE THE HIGHEST GPA (4.0) IN A CONFERENCE-SPONSORED SPORT. SINCE JOINING THE OVC IN 1992, UT MARTIN STUDENT-ATHLETES HAVE CLAIMED 267 MEDALS OF HONOR.

<u>YEAR</u>	<u>TOTAL</u>	<u>YEAR</u>	<u>TOTAL</u>	<u>YEAR</u>	<u>TOTAL</u>
1993-94	4	2002-03	12	2011-12	16
1994-95	4	2003-04	11	2012-13	17
1995-96	8	2004-05	7	2013-14	22
1996-97	8	2005-06	8	2014-15	16
1997-98	7	2006-07	9	2015-16	8
1998-99	5	2007-08	13	2016-17	20
1999-00	7	2008-09	8	2017-18	17
2000-01	6	2009-10	12		
2001-02	7	2010-11	15		



KURT MCGUFFIN

**DIRECTOR OF
INTERCOLLEGIATE ATHLETICS**



Kurt McGuffin was officially named the 15th University of Tennessee at Martin's director of intercollegiate athletics on May 22, 2017.

McGuffin brings more than 18 years of experience in the collegiate athletics forum, including nearly six years as athletics director at Missouri Western State University, an NCAA Division II school located in St. Joseph, Mo. Before leading the Griffon athletics department in 2011, he also spent time as an assistant athletics director for development at the University of Colorado (2010-11), as a senior associate athletic director for external operations at Kansas State University (2000-10) and as an assistant director of athletics for development at the University of Idaho-Moscow (1999-2000).

In his time at Missouri Western, McGuffin achieved the highest student-athlete grade point average in the history of the school while also setting an all-time high for graduation rate and community service hours. He significantly increased revenue generation to annual and endowment giving by 30 percent and he launched a capital campaign that produced five of the top 10 gifts in university history, finishing off \$13 million in building enhancements in the spring of 2016. In addition, he successfully added six additional sports to bring the total to 16 while collaborating to initiate a Master's program in Sport Business Management – which added 20 graduate assistants to his staff.

McGuffin oversaw six Mid-America Intercollegiate Athletics Association championship squads in his tenure at Missouri Western. That includes the Griffon football program winning its first ever outright MIAA championship in 2012, a year where they also made the deepest postseason run in school history into the Division II quarterfinals. The Missouri Western baseball team claimed its first-ever MIAA title in 2013, the women's basketball team won the MIAA regular season in 2015-16 while the Griffon softball program racked up three conference championships (2014 tournament, 2016 regular season, 2016 tournament) in McGuffin's tenure. Just this past season, the Missouri Western baseball team qualified for the NCAA Tournament in back-to-back seasons (2016-17) for the first time in program history while the Griffon softball program made it to their fourth straight NCAA Regional. The women's golf program also saw freshman Chong Yong advance to the NCAA Championships, becoming the first individual in school history to accomplish that feat.

McGuffin also sustained previous successful programs and experienced growth in resources across the board at Missouri Western. He hired head coaches to lead the Griffon volleyball program to its highest win total since the mid-1990's and earning the most MIAA victories in program history in 2014. The Missouri Western tennis squad also took a new direction under McGuffin, resulting in its first winning season in more than a decade in 2014-15. The Griffon soccer program has also shattered over 20 school records while making its first ever postseason appearance in 2014 while the women's golf program advanced to its first ever NCAA Championship berth in 2016. As a direct result, McGuffin led the Missouri Western charge into the top-100 in the Learfield Cup standings, elevating the program from its 287 ranking when he took over.

Facility improvements were also paramount in McGuffin's success at Missouri Western. He raised nearly \$8 million for a total renovation of Spratt Memorial Stadium while also helping construct a state-of-the-art women's soccer locker room and the Zack and Mary Workman Academic Success Center in 2014.

The upgrades to Spratt Memorial Stadium were instrumental in Missouri Western remaining as the summer home of the NFL's Kansas City Chiefs since 2010. McGuffin led the charge in 2014 as the Chiefs and Missouri Western announced an extension for St. Joseph as the sole training location through the 2017 season.

At Colorado, McGuffin created and implemented a new annual giving program which increased total giving by 15 percent. He added over 600 new members in the first year by establishing fundraising goals, implementing a new donor database, revamping the process of daily donations and planning special events. He also assisted with fundraising and development of a brand new \$12 million sport court practice facility while taking part in a \$1.5 billion university capital campaign.

In addition to his title as senior associate athletic director for external operations at Kansas State, McGuffin also served as the associate athletic director for development, the assistant athletic director for annual giving and the assistant director of athletic development in his decade in Manhattan. He completed over \$25 million in facility enhancements while also leading a \$90 million "Changing Lives Campaign." He also increased annual giving by 50 percent and endowments by over 70 percent.

McGuffin was the sport administrator for the Wildcat men's basketball, men's and women's golf and the men's and women's cross country/track and field programs. He led the development and implementation of a department-wide strategic plan while overseeing all external units (including development, ticketing, marketing and communication) responsible for a revenue of over \$28 million and budgets of \$12 million.

McGuffin led marketing campaigns that resulted in the largest football season-opening crowd in Kansas State history while also heading a sales group that sold out men's basketball games in three out of four seasons. In his tenure, the Wildcat women's basketball and volleyball programs were each in the top-10 nationally in attendance.

Before his first full-time role in athletics administration at Idaho-Moscow, McGuffin also was a graduate assistant for fundraising at Wichita State University, the director of men's basketball operations at Eastern Washington University and the head men's basketball student assistant at Kansas State.

McGuffin is a proud member of the National Association of College Directors of Athletics (NACDA) and the National Association of Development Directors (NADD). He has also spent time on the NCAA Men's Golf Ranking Committee and the NCAA Men's Basketball Committee.

An Iola, Kan. native, McGuffin graduated from Kansas State with a bachelor of science degree in education in 1996. He obtained his Master of Science degree in education from Wichita State in 1999. He is married to the former Jessica Whisler of Goodland, Kan. and the couple has three children – Bryce, Brett and Brea.





UT MARTIN SKYHAWKS

Front Row (L to R): Haylee Short, Alexis Rogers, Madelyn Dycus, Kenna Garst and Hannah Ridolfi.

Second Row (L to R): Gracyn McBride, Chelsey Gore, Gabbi Campbell, Paige Clark, Georgia Land, Olivia Lowry and Kallie Pickens.

Back Row (L to R): Head Coach Donley Canary, Student Assistant Josh Smith, Alli Fulcher, Caitlin Karo, Chayse Skinner, Shelby Woodard, Erin Gallagher, Lexi Ray, Aalia Bivens, Assistant Coach Sarah Daws and Graduate Assistant Coach Marlee Wilson.

FEBRUARY

FRIDAY, FEB. 8	VS. WINTHROP - 1
FRIDAY, FEB. 8	AT GEORGIA SOUTHERN - 1
SATURDAY, FEB. 9	VS. SAINT FRANCIS - 1
SATURDAY, FEB. 9	VS. SAVANNAH STATE - 1
SUNDAY, FEB. 10	AT GEORGIA SOUTHERN - 1
FRIDAY, FEB. 15	VS. ALABAMA A&M - 2
FRIDAY, FEB. 15	VS. WESTERN CAROLINA - 2
SATURDAY, FEB. 16	VS. NORTH ALABAMA - 2
SATURDAY, FEB. 16	VS. FORT WAYNE - 2
SUNDAY, FEB. 17	AT ALABAMA STATE - 2
SATURDAY, FEB. 23	WESTERN ILLINOIS
SATURDAY, FEB. 23	WESTERN ILLINOIS
SUNDAY, FEB. 24	WESTERN ILLINOIS

MARCH

FRIDAY, MARCH 1	VS. SAM HOUSTON STATE - 3
FRIDAY, MARCH 1	VS. LOYOLA CHICAGO - 3
SATURDAY, MARCH 2	VS. MISSISSIPPI VALLEY STATE - 3
SATURDAY, MARCH 2	AT MEMPHIS - 3
TUESDAY, MARCH 5	AT MISSISSIPPI STATE
FRIDAY, MARCH 8	VS. BETHUNE-COOKMAN - 4
FRIDAY, MARCH 8	VS. FAIRFIELD - 4
SATURDAY, MARCH 9	VS. MARYLAND - 4
SATURDAY, MARCH 9	AT STETSON - 4
SUNDAY, MARCH 10	VS. MARYLAND - 4
FRIDAY, MARCH 15	GREEN BAY - 5
FRIDAY, MARCH 15	GREEN BAY - 5
SATURDAY, MARCH 16	AKRON - 5
SATURDAY, MARCH 16	GREEN BAY - 5
SUNDAY, MARCH 17	AKRON - 5
WEDNESDAY, MARCH 20	AT EVANSVILLE
WEDNESDAY, MARCH 20	AT EVANSVILLE
SATURDAY, MARCH 23	AT BELMONT*
SATURDAY, MARCH 23	AT BELMONT*
SUNDAY, MARCH 24	AT TENNESSEE STATE*
SUNDAY, MARCH 24	AT TENNESSEE STATE*
WEDNESDAY, MARCH 27	AT SOUTHERN ILLINOIS
FRIDAY, MARCH 29	EASTERN KENTUCKY*
FRIDAY, MARCH 29	EASTERN KENTUCKY*
SUNDAY, MARCH 31	MOREHEAD STATE*
SUNDAY, MARCH 31	MOREHEAD STATE*

APRIL

10:30 A.M.	WEDNESDAY, APRIL 3
3:30 P.M.	WEDNESDAY, APRIL 3
8 A.M.	SATURDAY, APRIL 6
10:30 A.M.	SATURDAY, APRIL 6
10:30 A.M.	TUESDAY, APRIL 9
2:30 P.M.	TUESDAY, APRIL 9
5 P.M.	FRIDAY, APRIL 12
NOON	FRIDAY, APRIL 12
5 P.M.	SUNDAY, APRIL 14
11 A.M.	SUNDAY, APRIL 14
NOON	TUESDAY, APRIL 16
2 P.M.	FRIDAY, APRIL 19
NOON	FRIDAY, APRIL 19
	TUESDAY, APRIL 23
	FRIDAY, APRIL 26
	FRIDAY, APRIL 26
	SUNDAY, APRIL 28
	SUNDAY, APRIL 28

MAY

WEDNESDAY, MAY 8
THURSDAY, MAY 9
FRIDAY, MAY 10
SATURDAY, MAY 11

MIDDLE TENNESSEE	4 P.M.
MIDDLE TENNESSEE	6 P.M.
AT EASTERN ILLINOIS*	1 P.M.
AT EASTERN ILLINOIS*	3 P.M.
SOUTHEAST MISSOURI*	4 P.M.
SOUTHEAST MISSOURI*	6 P.M.
MURRAY STATE*	4 P.M.
MURRAY STATE*	6 P.M.
AUSTIN PEAY*	1 P.M.
AUSTIN PEAY*	3 P.M.
AT OLE MISS	6 P.M.
AT SIUE*	2 P.M.
AT SIUE*	4 P.M.
MEMPHIS	5 P.M.
AT JACKSONVILLE STATE*	1 P.M.
AT JACKSONVILLE STATE*	3 P.M.
AT TENNESSEE TECH*	1 P.M.
AT TENNESSEE TECH*	3 P.M.

- 1 - GEORGIA SOUTHERN EAGLES ROUND ROBIN - STATESBORO, GA.
- 2 - ALABAMA STATE BLACK AND GOLD CLASSIC, MONTGOMERY, ALA.
- 3 - BLUES CITY CLASSIC - MEMPHIS, TENN.
- 4 - STETSON HATTER CLASSIC, DeLAND, FLA.
- 5 - SKYHAWK HAMPTON INN CLASSIC, MARTIN, TENN.

HOME GAMES ARE IN **ALL CAPS** AND **ORANGE**
NEUTRAL GAMES ARE IN **GRAY**