


UT MARTIN SKYHAWKS



UT MARTIN SKYHAWK SOCCER ROSTER



ERICA MYERS
GK • 5-10 • Sr.
Holland, Ohio



COURTNEY TURNER
GK • 5-7 • Jr.
Pueblo, Colo.



BELLA ROBERTS
F/MF • 5-5 • Sr.
Murfreesboro, Tenn.



MARIA CASTALDO
D • 5-5 • So.
Orlando Park, Ill.



BAYLEE ARNETT
F • 5-5 • Sr.
Orlando, Fla.



LOTTE KOOT
MF • 5-8 • So.
Heerenveen, Netherlands



KIARNIE LATHAM
MF/D • 5-5 • Fr.
Kenthurst, Australia



MEGAN DRAKE
F • 5-3 • Jr.
Coeur d'Alene, Idaho



SOPHIA MANKOWSKI
F • 5-5 • So.
Louisville, Ky.



RYANN MUSHKIN
F • 5-8 • R-So.
New Canaan, Conn.



CATEY HUNT
MF/D • 5-5 • So.
McDonough, Ga.



SKYLAR BOES
MF • 5-6 • Jr.
Haubstadt, Ind.



JILL HILDRETH
F • 5-2 • R-Jr.
Germantown, Tenn.



GRACIE ARIC
MF • 5-6 • Fr.
Lebanon, Tenn.



ISABELLE THIBAUT
F/D • 5-6 • So.
Falcon, Colo.



EMELY VAN DER VLIET
F/MF • 5-4 • Fr.
Rosmalen, Netherlands



KAMRYN CHAPPELL
D • 5-5 • Sr.
Flushing, Mich.



MORGAN GLAENZER
D • 5-6 • Sr.
Columbia, Ill.



BLAIRE GERIDO
MF • 5-8 • Sr.
Brentwood, Tenn.



JACALYN SCHUBRING
D • 5-9 • Sr.
Novi, Mich.



JADEN HILDRETH
F • 5-4 • Sr.
Germantown, Tenn.



HENDRIKJE BAUMAN
F • 5-5 • Jr.
Meerbusch, Germany



ALICE ADAMS
F • 5-5 • Sr.
Ormskirk, England



PHIL MCNAMARA
HEAD COACH

UT MARTIN SKYHAWKS

SOCCER



SCHOOL INFORMATION

Name of School:	University of Tennessee at Martin (UT Martin)
Location:	Martin, Tenn.
Founded:	1900, Senior College 1951
Enrollment:	7,119
Nickname:	Skyhawks
Colors:	Navy Blue and Orange
Field:	Skyhawk Field
Capacity:	500
Affiliation:	NCAA Division I
Conference:	Ohio Valley
Chancellor:	Dr. Keith Carver
Director of Athletics:	Kurt McGuffin

TEAM INFORMATION

2019 Overall Record:	8-65	H: 3-3-3	A: 5-3-2	N: 0-0
2019 Conference Finish:	6-2-2 (3rd)	H: 2-1-2	A: 4-1	
Postseason:	OVC Soccer Championship Quarterfinals			
Players Returning/Lost	13/13			
Starters Returning/Lost	5/6			
Newcomers	8			

PROGRAM HISTORY

First Year of Soccer:	1998
All-Time Record:	170-209-40
All-Time OVC Record:	84-76-22
All-Time OVC Tournament Record:	9-14-1
OVC Tournament Appearances:	18
Last OVC Tournament Appearance:	2019
OVC Championships:	4 (2009, 2012, 2013, 2018)
OVC Tournament Titles:	2 (2011, 2012)
NCAA Tournament:	2 (2011, 2012)

COACHING STAFF

Head Coach:	Phil McNamara
Alma Mater:	King College, 2000
Career Record (yrs):	258-127-27 (21st)
Record at UT Martin (yrs):	98-81-20 (11th)
Record vs OVC (yrs):	55-33-9 (11th)
Associate Head Coach:	Leslie Gillies
Alma Mater:	Carson-Newman, 2007
Years at UT Martin:	11th season
Graduate Assistant:	Alex Zaroyan
Alma Mater:	Temple, 2018
Years at UT Martin:	1st season

SPORTS INFORMATION

Soccer Contact:	Alex Boggis
Phone:	(731) 881-7694
Email:	DBoggis@utm.edu
SID Fax:	(731) 881-7624
Press Box Phone:	(731) 881-7694
SID Mailing Address:	1022 Elam Center, 15 Mount Pelia Road Martin, Tenn. 38238
Website:	www.UTMSports.com
Social Media Handles:	@UTMSports

TABLE OF CONTENTS

INSIDE THE GUIDE

Radio/TV Call Sheet.....	2
Quick Facts.....	3
Media Information.....	4

THIS IS UT MARTIN

Game Day at Skyhawk Field.....	6-7
Skyhawk Field.....	8-9
Strength and Conditioning.....	10-11
Notable Alumni.....	12
OVC Academic Awards.....	13
Ohio Valley Conference.....	14

COACHING/AND SUPPORT STAFF

Head Coach Phil McNamara.....	16-17
Associate Head Coach Leslie Gillies.....	18-19
Graduate Assistant Alex Zaroyan.....	19

MEET THE SKYHAWKS

2020-21 Rosters.....	21
Player Bios.....	22-33

2020-21 PREVIEW

Season Outlook.....	34-35
Opponents.....	50-53

YEAR IN REVIEW

2019 Recap.....	37
Statistics.....	38-42
Game-by-Game Recaps.....	43-47

PROGRAM RECORD BOOK

UT Martin Hall of Fame.....	49
Skyhawks of Distinction.....	50-51
Individual Season Records.....	52
Individual Career Records.....	53
Individual Game/Team Records.....	54
Yearly Leaders.....	55
All-Time Series Results.....	56-58
Coaching History/Conference Standings.....	59
Year-by-Year Results.....	60-62
Conference Tournaments.....	63
All-Time Numerical/All-Time Roster.....	64-65
Hall of Champions.....	66-71

CREDITS

The 2020-21 UT Martin Soccer Media Guide was written and produced by assistant sports information director Alex Boggis using Adobe InDesign CC. Photos by Nathan Morgan, Steven Mantilla, Raffae Lazarian, Trevor Ruszkowski and Alex Boggis. Layout designs/covers by Alex Boggis.

The University of Tennessee at Martin does not discriminate on the basis of race, sex, color, religion, national origin, age, disability or veteran status in provision of educational opportunities or employment opportunities and benefits. UT Martin does not discriminate on the basis of sex or disability in the education programs and activities which it operates, pursuant to requirements of Title VI of the Civil Rights Act of 1964 as codified in 42 U.S.C. 2000D; Title IX of the Educational Amendments of 1972, Public Law 92-318; Section 504 of the Rehabilitation Act of 1973, Public Law 93-112; the Americans with Disabilities Act of 1990, Public Law 101-336; and the Age Discrimination in Employment Act. This policy extends to both employment by and admission to the university. Inquiries concerning Title VI, Title IX, Section 504, the Americans with Disabilities Act, and the Age Discrimination in Employment Act should be directed to the Office of Equity and Diversity, 240 Gooch Hall, UT Martin, Martin, TN 38238-5002, 731-881-7202. Charges of violation of the above policy also should be directed to the Equity and Diversity Officer. E05-0416-00-005-21

MEDIA INFORMATION

INTERVIEW POLICIES

Media interviews with players and coaches are encouraged, and every effort will be made to accommodate media requests. In light of the COVID-19 pandemic, phone or virtual interviews are preferred for the 2020-21 season. No in-person interviews will be allowed. Reach out through the sports information office for the best times to interview head coach Phil McNamara and Skyhawk student-athletes.

CREDENTIALS

Requests for season or single game working media credentials may be made through assistant sports information director Alex Boggis at least 24 hours in advance of home games and at least 72 hours in advance of road games. Passes may be picked up in advance at the Sports Information Office.

ON THE WEB

A wealth of resources for the UT Martin sports information department can be found at www.UTMSports.com, powered by SIDEARM Sports. The site features updated schedules, rosters, player information, game notes and statistics.

SKYHAWKS IN PRINT

The name of our institution is The University of Tennessee at Martin and if abbreviated, should be referred to as UT Martin. The University of Tennessee at Martin should be used as the first reference in a news story. UT Martin should be used in subsequent references and UTM is acceptable in headlines. Tennessee-Martin, UT-Martin, UT or Martin should never be used. The description Skyhawks should be used to represent all UT Martin athletic teams. Lady-Skyhawks or Hawks should never be used.



RYNE RICKMAN
Sports Information Director

Men's Basketball, Volleyball, Baseball,
Golf, Tennis, Rifle, Beach Volleyball
Rodeo and Equestrian

OFFICE PHONE:
731-881-7632

CELL PHONE:
270-703-2601

EMAIL:
RRICKMAN@UTM.EDU



ALEX BOGGIS
Assistant Sports
Information Director

Football, Women's Basketball, Soccer,
Softball, Cross Country and Track

OFFICE PHONE:
731-881-7694

CELL PHONE:
618-357-1536

EMAIL:
DBOGGIS@UTM.EDU



Office Fax: 731-881-7624
Web Site: UTMSports.com
Facebook: [/UTMSports](https://www.facebook.com/UTMSports)
Twitter: [@UTMSports](https://twitter.com/UTMSports)
Instagram: [UTMSports](https://www.instagram.com/UTMSports)

Mailing Address:
UT Martin Sports
Information
1022 Elam Center
Martin, TN 38238





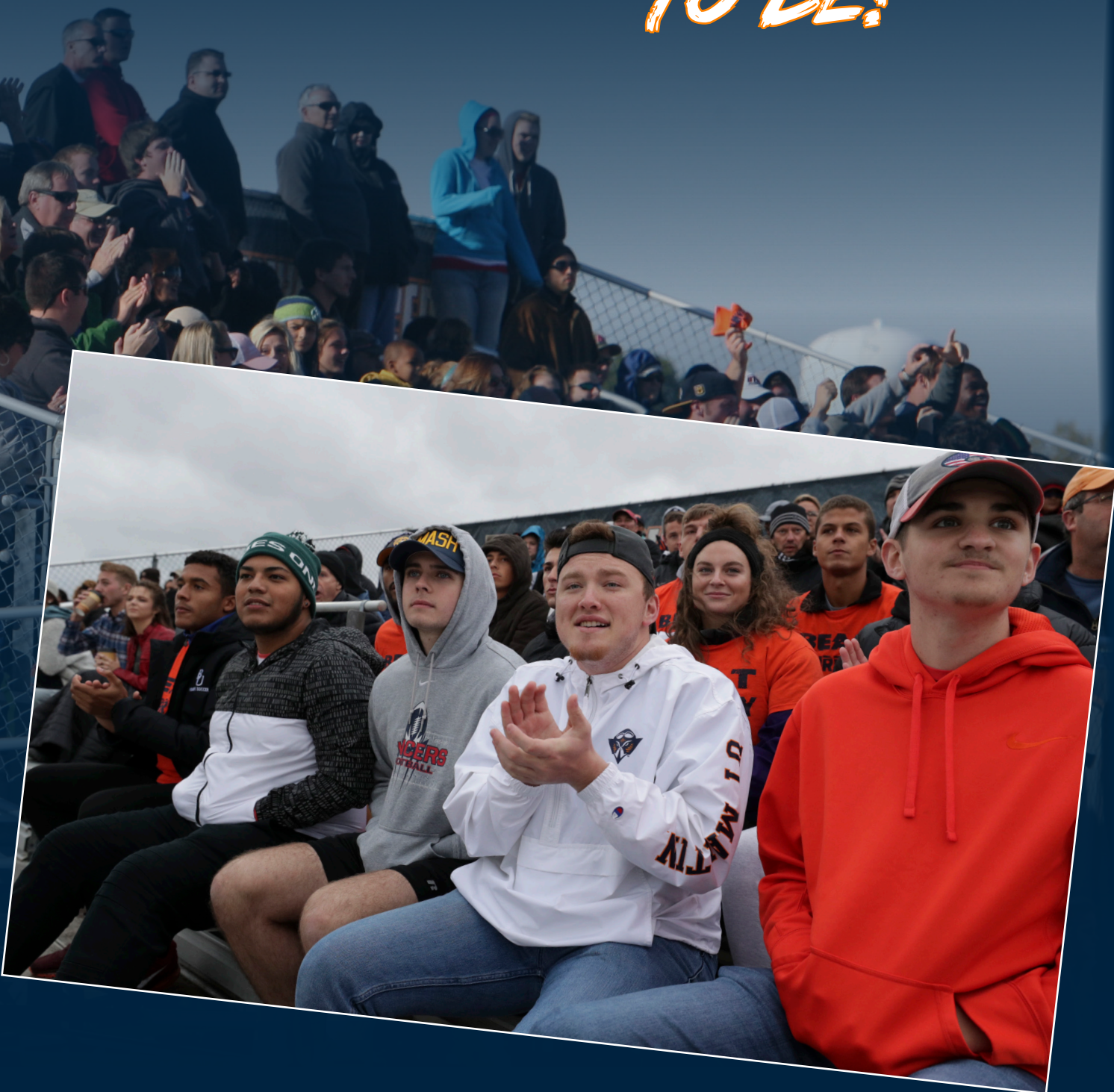
**THIS IS
UT MARTIN**

TOP ALL-TIME CROWDS AT SKYHAWK FIELD

Rank	Att.	Opponent	Result	Date	Rank	Att.	Opponent	Result	Date
1	773	Austin Peay	W, 2-0	11-4-12	11	431	Georgia State	L, 1-0	9-13-13
2	724	Oklahoma State	L, 1-0	8-23-13	12	430	Austin Peay	T, 1-1	10-26-08
3	669	Austin Peay	W, 1-0	10-1-10	13	425	Memphis	L, 5-0	09-18-16
4	651	Murray State	L, 2-1	11-4-18	14	417	Austin Peay	W, 4-2	10-26-14
5	631	Eastern Kentucky	W, 3-2	11-2-18	15	412	Southeast Missouri	W, 1-0	11-1-13
6	573	SIUE	W 2-1	11-8-13		412	Belmont	W, 2-0	10-20-13
7	546	Morehead State	L, 1-0	11-10-13	17	411	Tennessee Tech	W, 2-1	11-4-08
8	469	Southeast Missouri	W, 1-0	11-2-12	18	369	Jacksonville State	W, 1-0	9-15-17
9	457	Murray State	L, 2-1	10-28-07	19	348	Saint Louis	W, 3-2	8-22-14
10	447	Murray State	W, 3-1	10-5-18	20	341	Chattanooga	T, 2-2	9-1-17

GAME DAY AT SKYHAWK FIELD IS THE PLACE TO BE!

GAME DAY AT SKYHAWK FIELD • 2020 SKYHAWK SOCCER



SKYHAWK FIELD

The University of Tennessee at Martin women's soccer program has called Skyhawk Field its home since 1998. It is a 120x75 Bermuda pitch with a press box and permanent seating for over 500 fans along the west sideline. Fans also circle the field with trucks, lawn chairs and couches to create a festive atmosphere that is intimidating to opponents.

On Nov. 4, 2012, UT Martin provided a bit of history against Austin Peay in the OVC Tournament Championship. In that match, the raucous crowd of 773 fans cheered on the Skyhawks to a thrilling 2-0 victory - passing the program's all-time record for single-game attendance. In fact, five of the Skyhawks nine home games ranked amongst the top crowds in Skyhawk Field history.

Prior to the 2012 season, Skyhawk Field saw the addition of field lights making conditions appropriate for night matches. The first match played under the lights was on Aug. 17, 2012, against Southeastern Conference power Vanderbilt. Although the Skyhawks dropped the match 2-0, the night marked the first of three night games for the Skyhawks in 2012 in addition to hosting the 2012 Ohio Valley Conference Tournament.

In the summer of 2010, Skyhawk Field received a massive facelift. New colorful wind screens were also added to give the field a professional exterior look, and new brick barriers were also built around both benches. Another new feature added are a pair of large tents that have been placed over the two adjacent sets of bleachers that sandwich the main bleachers. This provides a comfortable, shady climate for fans of all ages to enjoy.

The first match played at Skyhawk Field, was on Sept. 4, 1998, against Ohio Valley Conference foe Tennessee Tech. Although the Skyhawks dropped a tough 1-0 decision in that match, they came roaring back for the first home win in program history on their next try - a 2-1 win over OVC opponent Morehead State on Sept. 12, 1998.

Over the years, the Skyhawks have put together a 88-64-9 record while playing in front of the home crowd. However, UT Martin has enjoyed a tremendous home-field advantage over the last several seasons. Since 2002, the Skyhawks are 83-37-10 in matches played at Skyhawk Field, having lost only 23 matches on their home turf in the last 10 seasons.

In 2009, the Skyhawks matched the best home start to any season by beginning the year 6-0-0, and ended the season with the highest single-season home winning percentage (.857) in program history. The 2010 squad followed that with a five-match home winning streak, which included shutouts in all five matches and conference wins over Austin Peay, Jacksonville State and Tennessee Tech.

Skyhawk Field has also been home to the PUMA Skyhawk Invitational from 2002-2007 and 2009, as well as the first round of the Ohio Valley Conference Tournament in 1999, 2003, 2008 and hosted the 2012 Tournament in its entirety.




STRENGTH AND

MISSION STATEMENT


The mission of the UTM Skyhawk Strength and Conditioning program is to maximize the potential of the Student-Athletes by teaching work ethic, team values, discipline, and leadership.

The number one goal is to create a safe environment for the Student-Athletes to excel at their sport through scientifically based strength and conditioning programs.

The Training programs are designed to increase the Athlete's strength, speed, agility, flexibility, conditioning, and explosiveness – all components in developing a complete collegiate athlete.



Olympic sport student-athletes train in the recently updated Fieldhouse weight room and adjacent multi-purpose room known as “the blue room”. The 3,500 square foot weight room’s renovation is highlighted by the Ecore Beast flooring that includes five inlay platforms highlighting UTM. In addition, updates included new Hammer Strength equipment, Eleiko barbells and a nutrition area to help support each Skyhawk athlete’s development. Continued upgrades are ongoing to provide UT Martin student-athletes the best possible environment to compete for championships and develop positive habits to live a healthy active lifestyle.



CONDITIONING



NATIONAL STRENGTH AND CONDITIONING ASSOCIATION ALL-AMERICANS

2015	<i>Renate Meckl, Softball</i>
2017	<i>Carly Gonzales, Softball</i>
2018	<i>Savannah Dodson, Softball / Katelyn Colvin, Soccer</i>
2019	<i>Aalia Bivens, Soccer / Brady Fry, Track / Jack Story, Golf / Lexi Thomas, Soccer</i>

NOTABLE ALUMNI



– **Jerry Reese**
Former New York Giants
Senior VP and General Manager

Pat Head Summitt -
Tennessee Lady Vols
Former Head Coach



– **Lin Dunn**
Retired Indiana Fever
Head Basketball Coach



- Ed Jones ('32) served as Commissioner of Agriculture (1949-53) and U.S. Representative (1969-89)
- William Latimer III ('58) is matching donor to his namesake building, the Latimer Engineering and Science Building
- Dr. Margaret Perry ('61) is chancellor emeritus of the University of Tennessee at Martin and was the first female head of a Tennessee four-year college or university.
- Dr. Shirley Raines ('67) served as president of the University of Memphis from 2001-13.
- Dr. Nick Dunagan ('68) is chancellor emeritus of The University of Tennessee at Martin.
- Houston Gordon ('68) is a former UT Board of Trustees member and an attorney in Covington, Tenn.
- Dr. C. Pat Taylor ('68) served as president of Southwest Baptist University from 1996-2018.
- Lin Dunn ('69) is the retired head coach for the Indiana Fever, winning a WNBA championship in 2012
- Rick Perry ('70) is Executive Director of Culture at Ramsey Solutions for Dave Ramsey
- Leonard Hamilton ('71) is head coach of the Florida State University men's basketball team.
- William Nunnally ('71) is a successful innovator and entrepreneur; Nunnally and wife, Rosann, made the largest gift in campus history in 2019
- Pat Summitt ('74) was head coach emeritus of the eight-time national champion Lady Vols basketball team.
- Roy Herron ('75) served as a Tennessee State Senator for 16 years and 10 years as a State Representative.
- Dr. Lendley C. Black ('75) is chancellor at the University of Minnesota Duluth
- Jeffrey Holt ('77) is the U.S. Marshal for the Western District of Tennessee
- Dr. Christy Shaffer ('81) is a partner at Hatteras Venture Partners
- Peter Hoffman ('82) is vice president of intellectual property management for The Boeing Company.
- Jeff Agee ('83) is chair and CEO, First Citizens Bancshares Inc., and a member of the Federal Reserve Bank of St. Louis Community Depository Institutions Advisory Council.

Bill Rhodes -
Auto Zone
Chairman, President and CEO



- Stan Bell ('85) is a well-known radio personality in Memphis.
- Jerry Reese ('87, '88) is senior vice president and general manager of the NFL's New York Giants.
- Bill Rhodes ('87) is the chairman, president and CEO of AutoZone.
- Van Jones ('90) is an Emmy Award winner, American news commentator, author, lawyer and civil rights advocate. Served as President Obama's Special Advisor for Green Jobs in 2009.
- Dr. Russell Kirk ('90), is an oral and maxillofacial surgeon, in Lebanon, Tenn., and dental officer (captain), in the U.S. Navy.
- Renee Bailey Iacona ('91) is Vice President of Oncology Biometrics and Oncology R&D at AstraZeneca
- Charlie Neese ('92) is a meteorologist at News Channel 5 in Nashville.
- Trent Latta ('98) is Principal at Latta Structural Engineers, LLC
- Chris Brinkley ('00) is a globally known audiobook narrator, radio personality, voiceover artist and NCAA sports broadcaster.
- Jason Leverant ('00) is president and COO of the AtWork Group
- Dr. Amanda Raley Lowery ('02) is the first UTM engineering student to earn a doctoral degree and is an associate professor of biomedical engineering at Vanderbilt University
- Scottie Nell Hughes ('02) is a host at RT and former CNN Analyst

- Chrystal Hayslett ('06) is actress on "Sistas" on BET; producer, creative director, costume designer and former personal stylist for Tyler Perry
- Krista Roser ('06) is a fashion stylist to celebrities, notably Raelynn and Florida Georgia Line
- Andy Holt ('07) served in the Tennessee House of Representative, repping District 76 from 2011-20.
- Jennifer Horbelt ('07, '19) is co-anchor at WPSD Local 6 in Paducah, Ky.
- Lester Hudson ('09) became the first player from UT Martin taken in the NBA Draft in 2009. Played for five NBA franchises and won two MVP awards in the Chinese Basketball Association.
- Bradley Gregg ('11) is a mechanical engineer at NASA Johnson Space Center.
- Alec Mills became the first player from UT Martin to make their debut in MLB. Played for two MLB franchises and tossed a no-hitter on Sept. 13, 2020.
- Heather Butler ('14) became the first player from UT Martin or the OVC taken in the WNBA Draft in 2014 by the San Antonio Stars.
- Hunter Richardson ('18) became the first UT Martin golfer to ever compete in a PGA Tour event in 2019.

OVC ACADEMIC AWARDS

THE WINNERS ARE SELECTED FROM A GROUP OF NOMINEES BY OVC FACULTY ATHLETICS REPRESENTATIVES. TO BE ELIGIBLE, HONOREES MUST HAVE AT LEAST A 3.25 GPA AND CONDUCT THEMSELVES IN A MANNER WHICH HAS BROUGHT CREDIT TO THE STUDENT-ATHLETE, HIS OR HER INSTITUTION, INTERCOLLEGIATE ATHLETICS AND THE OHIO VALLEY CONFERENCE.

UT MARTIN SCHOLAR-ATHLETES

1994-95	Anna Davis	Women's Tennis
	Caroline Groves	Women's Tennis
1996-97	Klas Brunskog	Men's Tennis
	Angela Olsen	Women's Tennis
1997-98	Arthur Castle	Men's Basketball
2001-02	Kelly Pendleton	Women's Basketball
2002-03	Rachel Ahlers	Volleyball
2004-05	Brady Wahlberg	Football
2005-06	Chad McMahan	Football
2007-08	Andrey Yesipov	Men's Tennis
2008-09	Jamie Furstenberg	Soccer
2009-10	Cody Terry	Baseball
2010-11	Jenna Miller	Volleyball
2011-12	Leah Taylor	Softball
2012-13	Heather Butler	Women's Basketball
2014-15	Ben Reeves	Golf
	Katie Schubert	Women's Basketball
2016-17	Joe Martin	Rifle

Awarded each fall (but based on the prior year's achievements), the OVC Scholar-Athlete Award is the highest individual honor that can be earned by OVC student-athletes and it is given annually to three men and three women of junior or senior status who have accomplishments in both the classroom and athletic arena, as well as leadership qualities.



COMMISSIONER'S HONOR ROLL

The OVC Commissioner's Honor Roll is presented annually to student-athletes who have at least a 3.25 GPA and who have been eligible and on the team throughout the competitive season in their chosen NCAA-sponsored sport or sports. Since joining the OVC in 1992, a total of 2,293 UT Martin student-athletes have been named to the prestigious list.

OVC MEDAL OF HONOR

The OVC Medal of Honor is given annually to the student-athlete(s) who achieve the highest GPA (4.0) in a Conference-sponsored sport. Since joining the OVC in 1992, UT Martin student-athletes have claimed 307 Medals of Honor.

Year	Total	Year	Total	Year	Total
1993-94	4	2002-03	12	2011-12	16
1994-95	4	2003-04	11	2012-13	17
1995-96	8	2004-05	7	2013-14	22
1996-97	8	2005-06	8	2014-15	16
1997-98	7	2006-07	9	2015-16	8
1998-99	5	2007-08	13	2016-17	20
1999-00	7	2008-09	8	2017-18	17
2000-01	6	2009-10	12	2018-19	19
2001-02	7	2010-11	15	2019-20	21

Year	Total	Year	Total
1993-94	48	2007-08	85
1994-95	62	2008-09	73
1995-96	68	2009-10	70
1996-97	41	2010-11	93
1997-98	38	2011-12	114
1998-99	52	2012-13	116
1999-00	50	2013-14	109
2000-01	58	2014-15	100
2001-02	65	2015-16	83
2002-03	82	2016-17	116
2003-04	81	2017-18	130
2004-05	78	2018-19	128
2005-06	81	2019-20	191
2006-07	81		



OHIO VALLEY CONFERENCE



Now in its 73rd year, the Ohio Valley Conference continues to build on the success that has made it the nation's eighth-oldest NCAA Division I conference.

In May 2011 the Conference expanded for the second time in four years, adding Belmont University which began competition in the 2012-13 academic year. The addition of Belmont gave the OVC 12 members, the most the league has had at one time in its illustrious history. The move added a second team in the city of Nashville and was the first addition to the league since Southern Illinois University Edwardsville joined in 2008. Subsequently, the league has shown its stability over the past decade, seeing only one member institution depart over the past 20 years.

The 2009-10 school year saw a change in leadership as Beth DeBauche was named the seventh full-time Commissioner in league history on July 28, 2009. The last three commissioners of the OVC have moved onto jobs as the commissioner of the Big Ten, Big 12 and the Mid-American Conferences.

The OVC's proud history dates back to 1948, but seeds for the new league were actually planted in 1941. It was then that Roy Stewart, the athletics director at Murray State, Charles "Turkey" Hughes, the athletics director at Eastern Kentucky, and Kelly Thompson, the public relations director at Western Kentucky, first broached the idea of forming a new conference. Discussions were put on hold by World War II, but reemerged February 27-28, 1948 at the Kentucky Hotel in Louisville as the three original institutions combined with Morehead State, Louisville and Evansville to form the OVC.

In the 1950s, the OVC became a pioneer on a much more significant scale socially. During times of racial segregation, league member Morehead State became one of the first non-traditionally black mid-southern institutions to accept a black student. In 1958 Marshall Banks earned athletically-related aid at Morehead, which signed a second black athlete, Howard Murphy, a year later. In 1961 Murphy earned all-conference recognition as a halfback in football. With racial barriers broken, the rest of the institutions in the league began to provide educational and athletic opportunities to African-Americans.

After Title IX legislation passed in 1972, women's athletics began a rebirth on the national scene as the NCAA began sponsoring and marketing women's sports. Recognizing the need to provide increased opportunities for female athletes, the OVC began formulating plans for women's athletics in 1975 and established women's championships in the sports of basketball, tennis and track in 1977, with cross country and volleyball added over the next four years. Those sports were initially governed by the Association of Intercollegiate Athletics for Women (AIAW), but the overall strength of women's programs in the league was demonstrated by the automatic bids the OVC instantly received when the NCAA became the governing body in 1982. The conference added women's golf and softball in 1994 and women's soccer in 1998.

The OVC has also produced several Olympic athletes, including Murray State's Morgan Hicks, who was a member of the 2004 United States Olympic Rifle Team and Morehead State's Brian Shimer who competed in five Winter Olympics in bobsled (winning a bronze medal in 2002) and coached the 2010 United States bobsled team to its first gold medal since 1948. Former Morehead State football and Eastern Kentucky track and field athlete Dallas Robinson competed with the U.S. bobsled team during the 2014 Sochi Winter Olympics. In addition, some of the greatest players in professional sports were educated at OVC institutions. The list includes former greats such as football's Phil Simms (Morehead State) and Tony Romo (Eastern Illinois), basketball's Clem Haskins (Western Kentucky) and Bubba Wells (Austin Peay) and two-sport star Steve Hamilton (Morehead State) to present-day standouts like basketball players Kenneth Faried (Morehead State) and Robert Covington (Tennessee State), football player Jimmy Garoppolo (Eastern Illinois) and baseball player Shawn Kelley (Austin Peay). Hamilton is the only athlete to ever play in the NCAA Basketball Championship, a Major League Baseball World Series (New York Yankees) and an NBA Championship

Series (Los Angeles Lakers).

In 2007 the Conference had two teams in the NCAA Women's Soccer Tournament for the first time in league history, as former OVC member Samford earned an at-large selection while Southeast Missouri was the Conference's automatic bid.

Former Austin Peay standout and 2012 OVC Soccer Player of the Year Tatiana Ariza represented her native country of Colombia in both the 2012 Summer Olympics in London (earning a start against the United States) as well as the 2015 FIFA Women's World Cup. In the 2015 event she assisted on the first World Cup goal in her country's history and in the following match helped her team to a 2-0 victory over France, giving Colombia its first-ever win at the event.

In 2016 SIUE turned in a major upset in the first round of the NCAA Division I Soccer Championship, advancing on penalty kicks 5-4 over No. 11-ranked Notre Dame. The Cougars became just the second OVC team to advance to the second round (joining Samford who topped Vanderbilt on penalty kicks in 2005).

The playing field is not the only place where OVC athletes are working hard. The league also recognizes excellence in the classroom. Six Scholar-Athlete Awards are presented yearly to male and female athletes, while others are commended for their academic success by being Medal of Honor recipients or earning a spot on the Commissioner's Honor Roll. Additionally, the league annually presents one institutional Academic Achievement Award, as well as separate team awards in each Conference-sponsored sport. Since the College Sports Information Directors of America (CoSIDA) Academic All-America program began, the Ohio Valley Conference has had 296 student-athletes honored with the award (including 51 over the past five years).

Through the early years of the league, administrators wrestled with fan behavior due to the close proximity of the Conference members and the intense rivalries which developed. Just as it did decades ago, the OVC took the leadership role on what has become a national issue. In 1995, the OVC implemented a first-of-its-kind "Sportsmanship Statement," a policy which promotes principles of fair play, ethical conduct and respect for one's opponent. The statement has become a model for others to follow across the nation and has answered the challenge of the NCAA Presidents Commission to improve sportsmanship in collegiate athletics.

Additionally, the OVC annually presents the Steve Hamilton Sportsmanship Award, in honor of the former Morehead State student-athlete, coach and athletics director, to a junior or senior student-athlete with significant athletic contributions who best exemplifies the characteristics of sportsmanship and citizenship. Most recently, the Conference has also implemented the OVC Institutional and Team Sportsmanship Awards, which are presented to one institution and 18 sport-specific teams voted by their peers to have best exhibited the standards of sportsmanship and ethical conduct as outlined by the OVC and NCAA.

The vision of leadership demonstrated by the Founding Fathers in 1948 remains alive today as the Ohio Valley Conference prepares for the future. One example is in regard to the current trend in collegiate athletics administration for increased involvement of university presidents in setting policies and making rules. The presidents of OVC institutions, however, have always governed the Conference, long before presidential governance became a national theme.

The Ohio Valley Conference sponsors the following sports: baseball, basketball, cross country, football, golf, tennis and track for men, and basketball, cross country, golf, soccer, softball, tennis, track, volleyball and beach volleyball for women. In addition, the OVC also sponsors the combined men's and women's sport of rifle.

Now in its seventh decade of competition, the Ohio Valley Conference has grown significantly from its humble beginnings while increasing the number of athletics opportunities it provides for students. Current league representatives include charter members Eastern Kentucky University, Morehead State University and Murray State University, along with Austin Peay State University, Belmont University, Eastern Illinois University, Jacksonville State University, Southeast Missouri State University, Southern Illinois University Edwardsville, Tennessee State University, Tennessee Technological University and the University of Tennessee at Martin.



COACHING STAFF



HEAD COACH PHIL McNAMARA



PERSONAL

FAMILY

JACQUELINE (WIFE)

HALINA AND ANTHONY (CHILDREN)

EDUCATION

- UNDERGRADUATE: KING COLLEGE, 2000

PLAYING CAREER HIGHLIGHTS

- YTS TRAINEE WITH ASHTON VILLA FC
- CARRICKFERGUS RANGERS FC
- CIFTONVILLE FC
- HUNTSVILLE FIRE
- ROANOKE WRAFT

CAREER HEAD COACHING RECORDS

- AT UT MARTIN, 98-81-20, IN 10 SEASONS
- AT CARSON-NEWMAN, 129-31-7 IN EIGHT SEASONS
- AT VIRGINIA INTERMONT ^(WOMEN), 17-12 IN TWO SEASONS
- AT VIRGINIA INTERMONT ^(MEN), 14-3 IN ONE SEASONS

CHAMPIONSHIPS

- SOUTH ATLANTIC CHAMPIONSHIP:
2003, 2004, 2006, 2008, 2009
- SAC TOURNAMENT CHAMPIONSHIP:
2008, 2009
- OHIO VALLEY CONFERENCE CHAMPIONSHIP:
2012, 2013, 2018
- OVC TOURNAMENT CHAMPIONSHIP:
2011, 2012

COACHING HONORS

- 2004 SAC COACH OF THE YEAR
- 2004 SOUTHEAST REGION COACH OF THE YEAR
- 2006 SAC COACH OF THE YEAR
- 2008 SAC COACH OF THE YEAR
- 2009 SAC COACH OF THE YEAR
- 2012 OVC COACH OF THE YEAR
- 2018 OVC COACH OF THE YEAR

The University of Tennessee at Martin soccer program has grown into one of the top programs in Ohio Valley Conference history behind the work of two-time OVC Coach of the Year Phil McNamara, who enters his 11th season at the helm in 2020.

McNamara has continued to build an impressive résumé at UT Martin, stringing together five combined OVC championships (including four consecutive titles from 2011-13). McNamara has guided players to 20 All-OVC first team honors, eight earning second team honors and 18 on the All-Newcomer teams. McNamara helped Skyhawks earn their first OVC Player of the Year in 2014 when Rianna Jarrett brought home the award. In his second season, McNamara helped Melissa Govea earn UT Martin's second OVC Defensive Player of the Year award. In 2019, the Skyhawks won three of the OVC's four major postseason awards, as Amy McGivern (Player of the Year), Kaci Mitchell (Defensive Player of the Year) and McNamara (Coach of the Year) were all crowned.

Last fall, UT Martin clicked towards the end of the season, stringing together a five-match unbeaten streak to ultimately finish this in the league standings with a 6-2-2 mark. Overall, the Skyhawks posted an 8-6-5 record, equaling the most ties in a single season in school history. The Skyhawk trio of Maria Castaldo (first team defender), Bella Roberts (second team midfielder) and Elin Berggren (second team defender) each captured All-OVC postseason accolades. The freshman tandem of Castaldo and Berggren were also named to the OVC's All-Newcomer team. Goalkeeper Erica Myers led the OVC with five shutouts (four of which came in league play) and ranked 20th nationally with 104 saves.

McNamara oversaw one of the most successful seasons in school history in 2018. UT Martin shattered the program record with 15 victories on its way to the OVC regular season championship. The Skyhawks were ranked as high as 65th in the nation based off the NCAA RPI and ranked as high as eighth in the South Region of the United Soccer Coaches Poll.

Included in the historic 2018 campaign was a 13-match unbeaten streak from Sept. 7 through Nov. 2. The Skyhawks went 15-3-1 overall with a 9-0-1 OVC record as their only setbacks came at Arkansas State in the season opener, at No. 10 Tennessee and to Murray State in the OVC Championship finals match. UT Martin established new season-highs in points (128), goals (49) and shots (401) while also ranking in the top-15 in the nation in shots on goal per match (10.32, first), shots per match (21.11, fourth), scoring offense (2.58, fifth), winning percentage (.816, 10th), total goals (49, 15th) and points per match (6.74, 15th).

UT Martin's success in 2018 was recognized on a national level, as the NCAA designated the Skyhawks as the nation's Most Improved Team for 2018. A total of nine different UT Martin honorees combined for 13 All-OVC postseason honors while McGivern, Mitchell and Danae Kaldaridou were each named to the United Soccer Coaches NCAA Division I Women's All-South Region Team.

The 2017 season was an impressive year for the Skyhawk soccer program as McNamara led the squad back to the OVC tournament, producing All-OVC first team member Kaldaridou and All-Newcomer squad member Kamryn Chappell. Kaldaridou led the UT Martin offense as she netted seven goals and tallied a team-best 18 points on the season. Chappell was an integral piece of the UT Martin defense, leading the team in minutes played with 1,796 minutes logged on the year.

In 2016, McNamara oversaw the development of All-OVC first teamer McGivern and All-OVC newcomer Kaldaridou. McGivern ranked ninth in the OVC in points per game (0.72) and 10th in goals (five) as just a sophomore while Kaldaridou added four goals and two assists as a sophomore last season.

After a slow start to the season, McNamara's squad rallied to claim a tie for third place in the league standings and ultimately a home contest in the first round of the OVC Soccer Championship in 2015. Three Skyhawks earned All-OVC honors with Maggie Burkett and Rebecca Starnes earning first team nods while Saphyra Coombs-James earned second team honors. The freshman duo of Starnes and Burkett were also joined on the All-Newcomer squad by Lisa Schmieder.

In 2014, McNamara saw the Skyhawks open the season with a school-record four victories on their way to a fourth-straight season with double-digit victories. Guiding the team to a 12-6-2 record including a 6-3-1 conference slate, the Skyhawks were offensively gifted by leading the OVC in shots taken. The season saw newcomer Jarrett set a school-record with 17 goals on her way to the program's first OVC Player of the Year honor.

The 2013 season saw the Skyhawks own a piece of conference history. The Skyhawks picked up their fourth consecutive OVC title (including two regular season and tournament championships) after rattling off an 8-2 record in conference play to win their second consecutive season crown. The Skyhawks became the first team in conference history to pull off such a streak.

The Skyhawks saw five players take home six OVC awards, highlighted by three All-OVC first team selections for Mariah Klenke, Aoife Lennon and Hannah Fessenden while Alyssa Curtis earned second team honors. Lennon was joined by classmate Ellie Myrick as All-Newcomer selections. Three players took home All-Tournament honors as Lennon and Fessenden both joined Lucy Pater. As a whole, six Skyhawks took home either All-OVC or All-OVC Tournament accolades in 2013.

After McNamara took the Skyhawks to the NCAA Tournament for the first time in program history, he posted arguably the best season in school history in 2012. UT Martin captured its first outright Ohio Valley Conference regular season championship and pushed Southeastern Conference power Kentucky to the limit before a narrow 1-0 loss in overtime of the NCAA Tournament.

For his efforts, McNamara garnered 2012 OVC Coach of the Year honors. He also presided

over five players who were All-OVC performers, including Coombs-James - the program's first-ever OVC Freshman of the Year. All in all, eight of McNamara's players earned All-OVC or All-OVC Tournament accolades in 2012.

McNamara's second season at UT Martin was a banner year, as the Skyhawks captured their first-ever OVC Tournament championship in 2011. UT Martin won six straight games from Oct. 21 through Nov. 6 on its way to 14 victories before falling to then-undefeated Memphis in its first NCAA Tournament match in school history. The Skyhawks boasted four players on the All-OVC team, including Govea (the league's Defensive Player of the Year) and Brooke Robertson (the fourth player in program history to achieve All-OVC first team status in two different seasons).

In his debut season as Skyhawk skipper, McNamara guided UT Martin to an 8-8-2 record and 3-4-1 OVC slate. The Skyhawks began to click midway through the schedule, winning seven of nine games during one stretch. UT Martin also continued its home dominance under McNamara, putting together a five-match win streak and going unbeaten for a 58-day span, falling only in the home opener and finale in 2010. The stingy Skyhawk defense also excelled under McNamara, as the team tied an all-time single-season record with eight shutouts.

McNamara came to UT Martin from Carson-Newman College in Jefferson City, Tenn., where he led the Eagles to the NCAA Division II championship tournament in each of his last seven years. His teams advanced to the NCAA Final Four in back-to-back years in 2004-05 and won five regular season league titles and four South Atlantic Conference tournaments. During his eight-year tenure at Carson-Newman, he picked up the South Atlantic Conference Coach of the Year honor four times.

At Carson-Newman, McNamara's teams were consistently ranked, as his players garnered several top honors throughout his tenure. All in all, he coached 43 all-conference players, 22 all-region players, four All-SAC Tournament members, four All-SAC tournament MVP's, four All-Americans (including the first in Carson Newman history), four All-NCAA Tournament team players, three SAC Players of the Year and two SAC Freshmen of the Year. In addition to coaching the program's first-ever national All-American, he also guided the Eagles to the program's first-ever NCAA Tournament appearance and NCAA Tournament victories. Four players also earned national or regional academic All-American awards under his watch.

McNamara's 2009 Carson-Newman team was the best in school history, as they set a single-season record for most wins (20). They finished ranked seventh in the nation after winning their third NCAA Southeast Regional title under his guidance.

McNamara won 11 games or more every year for the past eight years at Carson-Newman, a tremendous feat considering the Eagles had never won more than 11 games in any one season in its first 11 years of playing soccer prior to McNamara's hiring.

Before Carson-Newman, McNamara served two seasons at Virginia Intermont in Bristol, Va.. He posted a 17-12 record and he led the team to both conference and regional championships. He was named conference and regional coach of the year. He spent the 2001 season as head coach of both the men's and women's programs. The men were ranked 18th in the nation.

McNamara also served as an assistant coach for both the men's and women's programs at his alma mater, King College in Bristol, Tenn.

McNamara has three European coaching licenses and has served as a youth coach for the Irish Football Association (IFA) in Belfast, Northern Ireland. As a player, he was a YTS trainee with Ashton Villa FC in England for two years, and spent one season with the Carrickfergus Rangers FC in the Irish First Division. He was a member of the Cliftonville FC in the Irish Premier League for four years before ending his playing career in the United States, spending one season playing indoor soccer with the Huntsville Fire of the Premier League and two years with the Roanoke Wraft of the PDL D-2 League.

McNamara is married to the former Jacqueline Logue of Belfast, Northern Ireland, and has two children, Halina and Anthony.



PHIL MCNAMARA • 2020 SKYHAWK SOCCER

McNAMARA CAREER COACHING YEAR-BY-YEAR

YEAR	SCHOOL	OVERALL	CONFERENCE	ACCOLADES
2000	Virginia Intermont (W)	17-2	N/A	
2001	Virginia Intermont (W)	0-10	N/A	
	Virginia Intermont (M)	14-3	N/A	
2002	Carson-Newman	11-7	4-3	
2003	Carson-Newman	15-4-2	6-0-1	SAC Champion/NCAA Tournament
2004	Carson Newman	19-3-2	6-1	SAC Champion/NCAA Tournament Final Four
2005	Carson-Newman	17-5	6-1	NCAA Tournament Final Four
2006	Carson-Newman	17-2-1	6-1	SAC Champion/NCAA Tournament
2007	Carson-Newman	14-6	4-3	NCAA Tournament
2008	Carson-Newman	16-1-1	7-1	SAC Champion/SAC Tournament Champion/NCAA Tournament
2009	Carson-Newman	20-3-1	6-1-1	SAC Champion/SAC Tournament Champion/NCAA Tournament
2010	UT Martin	8-8-2	3-4-1	
2011	UT Martin	14-7-2	5-3-1	OVC Tournament Champion/NCAA Tournament
2012	UT Martin	13-6-3	8-1-1	OVC Champion/OVC Tournament Champion/NCAA Tournament
2013	UT Martin	11-9-1	8-2	OVC Champion
2014	UT Martin	12-6-2	6-3-1	
2015	UT Martin	7-11-1	5-4-1	
2016	UT Martin	4-14	1-9	
2017	UT Martin	6-11-3	4-5-1	
2018	UT Martin	15-3-1	9-0-1	OVC Champion
2019	UT Martin	8-6-5	6-2-2	
Total	Collegiate (22 years)	258-127-27	100-44-11	
	UT Martin (10 years)	98-81-20	55-33-9	

ASSOCIATE HEAD COACH LESLIE GILLIES



11th YEAR



Leslie Gillies is in her seventh season as associate head coach in 2020 after serving as a full-time assistant coach at the University of Tennessee at Martin since 2010.

During her tenure at UT Martin, the Skyhawks have strung together five combined OVC championships (including four consecutive titles from 2011-13). Gillies has helped

guide players to 20 All-OVC first team honors, eight honorees on the second team and 18 on the All-Newcomer team.

Last fall, UT Martin clicked towards the end of the season, stringing together a five-matchup unbeaten streak to ultimately finish this in the league standings with a 6-2-2 mark. Overall, the Skyhawks posted an 8-6-5 record, equaling the most ties in a single season in school history. The Skyhawk trio of Maria Castaldo (first team defender), Bella Roberts (second team midfielder) and Elin Berggren (second team defender) each captured All-OVC postseason accolades. The freshman tandem of Castaldo and Berggren were also named to the OVC's All-Newcomer team. Goalkeeper Erica Myers led the OVC with five shutouts (four of which came in league play) and ranked 20th nationally with 104 saves.

Gillies was a major factor in UT Martin's record-setting 2018 campaign, as the Skyhawks shattered the program record with 15 wins on its way to the OVC regular season championship. UT Martin was ranked as high as 65th nationally based off the NCAA RPI and ranked as high as eighth in the South Region of the United Soccer Coaches Poll. The Skyhawks received national recognition for their impressive season, as the NCAA crowned UT Martin as its Most Improved Program for the 2018 campaign.

The 2018 Skyhawks set new school records in points (128), goals (49) and shots (401) while also ranking in the top-15 in the country in shots on goal per match (10.32, first), shots per match (21.11, fourth), scoring offense (2.58, fifth), winning percentage (.816, 10th), total goals (49, 15th) and points per match (6.74, 15th). UT Martin reeled off a 13-match unbeaten streak from Sept. 7 through Nov. 2, going 15-3-1 overall to go along with a 9-0-1 OVC mark.

Nine different Skyhawks combined for 13 All-OVC postseason honors in 2018, including the senior duo of Amy McGivern (OVC Player of the Year) and Kaci Mitchell (OVC Defensive Player of the Year). Joining McGivern and Mitchell on the All-OVC first team was Danae Kaldaridou and Erica Myers while Skylor Keane (All-OVC second team, All-OVC Newcomer) and Sam Kelly (All-OVC Newcomer) also received accolades. Additionally, the trio of McGivern, Mitchell and Kaldaridou each claimed a spot on the United Soccer Coaches NCAA Division I Women's All-South Region team.

In 2017, Gillies was instrumental in producing an impressive season with one of the youngest teams in the nation as the Skyhawks made it back to the OVC tournament. She also saw Kaldaridou be named to the All-OVC first team while Kamryn Chappell picked up an All-Newcomer nod.

The 2016 season featured the development of sophomores McGivern and Kaldaridou. McGivern captured All-OVC first team accolades after ranking in the top-10 in the OVC in points per game (0.72, ninth) and goals (five, 10th). Kaldaridou accumulated four goals and two assists on her way to tallying All-OVC newcomer status.

After a slow start to the season, the Skyhawks rallied to claim a tie for third place in the league standings and ultimately a home contest in the first round of the OVC Soccer Championship in 2015. Three Skyhawks earned All-OVC honors with Maggie Burkett and Rebecca Starnes earning first team nods while Saphyra Coombs-James earned second team honors. The freshman duo of Starnes and Burkett were also joined on the All-Newcomer squad by Lisa Schmieder.

In 2014, the Skyhawks opened the season with a school-record four victories on their way to a fourth-straight season with double-digit victories. Guiding the team to a 12-6-2 record including a 6-3-1 conference slate, the Skyhawks were offensively gifted by leading the OVC in shots taken. The season saw newcomer Rianna Jarrett set a school-record with 17 goals on her way to the program's first OVC Player of the Year honor. In the conference tournament, UT Martin fell in a shootout to Jacksonville State.

Gillies was instrumental in building UT Martin into a conference power as she helped lead the Skyhawks to a piece of conference history in 2013. UT Martin picked up its fourth consecutive OVC title - including two regular season and tournament championships - after rattling off an 8-2 record in conference play to win their second consecutive season crown. The Skyhawks became the first team in conference history to pull off such a streak.

The Skyhawks saw five players take home six OVC awards, highlighted by three All-OVC first team selections for Mariah Klenke, Aoife Lennon and Hannah Fessenden while Alyssa Curtis earned second team honors. Lennon was joined by classmate Ellie Myrick as All-Newcomer selections. Three players took home All-Tournament honors as Lennon and Fessenden both joined Lucy Pater. As a whole, six Skyhawks took home either All-OVC or All-OVC Tournament accolades in 2013.

In 2012, Gillies was part of arguably the best season in Skyhawk soccer history. UT Martin cruised through its first-ever Ohio Valley Conference regular season championship on its way to a 13-6-3 overall record. For the second straight season, UT Martin advanced to the NCAA Tournament, where it battled against Southeastern Conference power Kentucky before falling 1-0 in overtime.

Gillies guided eight Skyhawks to either All-OVC or All-OVC Tournament honors in 2012. That list includes Coombs-James (OVC Freshman of the Year, All-OVC first team, All-OVC Newcomer), Klenke (All-OVC first team, All-OVC Tournament team, OVC Tournament MVP), Ashley Reveiz (All-OVC first team, All-OVC Newcomer), Hannah McGowen (All-OVC first team), Alyssa Curtis (All-OVC second team), Lucy Pater (All-OVC Tournament team), Amy Maksimowicz (All-OVC Tournament team) and Mary Thompson (All-OVC Tournament team).

In 2011, Gillies helped guide the Skyhawks to their first-ever NCAA Tournament appearance, as a result of winning the OVC Tournament championship. She presided over a squad that shattered the program record for matches played (23), victories (14), highest winning percentage (.652), longest winning streak (six), points (120), assists (34) and shots (383).

Gillies coached four All-OVC performers in 2011, led by OVC Defensive Player of the Year Melissa Govea. Both Govea and Brooke Robertson notched all-league first team accolades, while Maksimowicz and Midori Sera were named the All-OVC Newcomer squad.

In 2010, Gillies and the Skyhawks found their groove at the midpoint of the season, as UT Martin produced victories in seven of nine matches during one spurt in the schedule. She also oversaw a defense that grinded out eight shutouts, which tied a single-season UT Martin program record. Gillies additionally coached Rosaelia Loza and Sam Dunn, who earned All-OVC second team and All-Newcomer accolades under Gillies' tutelage in 2010.

Prior to UT Martin, Gillies spent three seasons as an assistant coach under McNamara at Carson-Newman, helping the Eagles to a 40-14-2 record (including a school-record 20 wins in 2009), three consecutive NCAA Division-II Tournament appearances and two South Atlantic Conference regular-season and tournament titles.

At Carson-Newman, Gillies was responsible for the organization of practices, ongoing recruitment, workouts, administrative duties such as travel and scheduling, player development and team preparation, among other things.

Not only did Gillies coach with McNamara at Carson-Newman, she also finished out her collegiate playing career for him from 2004 through 2006 before graduating with a bachelor's degree in applied psychology in 2007.

In those three seasons, Gillies led the team to a 53-10-3 record, including an 18-3 conference slate. A forward and outside midfielder, she led the team to back-to-back NCAA Division-II Tournament Final Fours, as well as two regular-season SAC titles and two SAC Tournament titles. Perhaps the most impressive feat is that as a player, she was part of the three most winningest seasons in Carson-Newman history at that point in time, including a then-school-record 19 wins in 2004.

Before playing at Carson-Newman, Gillies spent two seasons playing in Conference-USA for head coach Paul Harbin at the University of Alabama at Birmingham. As a true freshman, she logged 203 minutes and scored her first career point on an assist against Jackson State on Oct. 25, 2002. The next season, she saw limited action because of an injury. In her two years at UAB, the Blazers went 22-14-2 with a 13-7 league record.

A Marietta, Ga. native, Gillies was a four-year letterwinner at Sprayberry High School, where she was an all-star selection in the state of Georgia. She scored 56 goals - including a team-high 21 her junior season - in her career and led the Yellow Jackets to a state 5A quarterfinalist berth in 2001, as well as a 6AAAA Sub-Region championship and pair of 6AAAA Sub-Region runner-up appearances.

Leslie married Chris Gillies in November 2012. The couple resides in Martin.



GRADUATE ASSISTANT ALEX ZAROYAN



Alex Zaroyan is in his first season as a graduate assistant at UT Martin, working primarily with the goalkeepers along with other day-to-day activities in 2020.

Zaroyan joins the Skyhawks after spending the 2019-20 campaign at Angelia College where he was an assistant coach for both the men's and women's soccer teams. After a change in leadership during the season, Zaroyan and Fergus O'Connor co-led the program throughout the season and combined to go 18-18-2 between the two programs. While with the Roadrunners he helped lead both teams to the postseason while watching the men's team notch its first playoff victory in one of the toughest conferences in the JUCO ranks along with knocking off a nationally ranked opponent. Academically, his players led all other sports at Angelina on the President's and Dean's academic lists.

Prior to his time at Angelina College, he spent the 2017-18 season as an assistant at Ursinus College. He also boasted coaching experience at the club level with Palumbo Soccer Club and Castro Valley Soccer Club. Outside of coaching, he has interned with the Philadelphia Flyers and Bethlehem Steel Football Club.

Along with his coaching abilities, Zaroyan has accumulated a diverse skill set while working all around the sport. He worked as a live charter and tracker with Match Analysis in the San Francisco Bay area, tracking more than 750 hours of soccer matches in leagues and teams ranging from Major League Soccer, Liga MX, U.S. Men's and Women's National teams and NCAA Division I programs across the nation.

Zaroyan's own playing experiences ranged from playing recreational, club and high school soccer. He also had a trial with LIGA MX Academy Side, Tiburones Veracruz.

He has obtained his U.S. Soccer D and Cal South E licenses along with his U.S. Soccer National C license. He also boasts NCAA coaching certificates and Futsal with the NSCAA.

A native of Monrovia, Calif., Zaroyan began his collegiate studies at California State University-East Bay before finishing his bachelor's degree in sports and recreational management with a concentration in governance and policy from Temple University in 2018.



MEET THE SKYHAWKS

UT MARTIN SKYHAWKS

2020-21 SOCCER



Front Row: Hendrikje Baurmann, Lotte Koot, Jaden Hildreth, Catey Hunt, Emely van der Vliet, Megan Drake, Gracie Aric, Baylee Arnott, Bella Roberts, Kamryn Chappell, Skylar Boes, Sophia Mankowski, Jill Hildreth, Maria Castaldo and Alice Adams. **Back Row:** Head Coach Phil McNamara, Athletic Trainer Hailey Edwards, Kiarnie Latham, Morgan Glaenger, Blare Gerido, Courtney Turner, Erica Myers, Jacalyn Schubring, Ryann Mushkin, Isabelle Thibault, Assoc. Head Coach Leslie Gillies and Graduate Assistant Alex Zaroyan.

No.	Name	Pos.	Ht.	Class	Hometown (Previous School)
00	Courtney Turner	GK	5-7	Jr.	Pueblo, Colo. (Louisiana Monroe)
0	Erica Myers	GK	5-10	Sr.	Holland, Ohio (Springfield HS)
2	Bella Roberts	MF	5-5	Sr.	Murfreesboro, Tenn. (Siegel HS)
3	Maria Castaldo	D	5-5	So.	Orland Park, Ill. (Marist HS)
4	Baylee Arnott	F	5-5	Sr.	Orlando, Fla. (Samford)
6	Lotte Koot	MF	5-5	So.	Heerenveen, Netherlands (OSG Sezewolden)
7	Kiarnie Latham	D/MF	5-5	Fr.	Kenthurst, Australia (Western Sydney)
8	Megan Drake	F	5-3	Jr.	Coeur d'Alene, Idaho (Eastern Washington)
9	Sophia Mankowski	F/MF	5-5	So.	Louisville, Ky. (Sacred Heart Academy)
10	Ryann Mushkin	F	5-8	R-So.	New Canaan, Conn. (Mississippi State)
13	Catey Hunt	MF/D	5-5	So.	McDonough, Ga. (Union Grove HS)
14	Skylar Boes	MF	5-6	Jr.	Haubstadt, Ind. (Gibson Southern HS)
17	Jill Hildreth	F	5-2	R-Jr.	Germantown, Tenn. (Houston HS)
18	Gracie Aric	MF	5-6	Fr.	Lebanon, Tenn. (Wilson Central HS)
19	Isabelle Thibault	F/D	5-6	So.	Falcon, Colo. (Falcon HS)
20	Emely van der Vliet	F/MF	5-4	Fr.	Rosmalen, Netherlands (Rodenborch College)
21	Kamryn Chappell	D	5-5	Sr.	Flushing, Mich. (Flushing HS)
22	Morgan Glaenger	D	5-6	Sr.	Columbia, Ill. (Columbia HS)
27	Blare Gerido	MF	5-8	Sr.	Brentwood, Tenn. (Ravenwood HS)
30	Jacalyn Schubring	D	5-9	Sr.	Novi, Mich. (Novi HS)
40	Jaden Hildreth	F	5-4	Sr.	Germantown, Tenn. (Houston HS)
44	Hendrikje Baurmann	MF/F	5-5	Jr.	Meerbusch, Germany (Rhein-Maas-berufskolleg)
47	Alice Adams	F	5-5	Sr.	Ormskirk, UK (Accrington & Rossendale College)

Head Coach:

Phil McNamara (King College, 2000), 11th season

Associate Head Coach:

Leslie Gillies (Carson-Newman, 2007), 11th season

Graduate Assistant:

Alex Zaroyan (Temple, 2018), 1st season

PRONUNCIATION GUIDE

3	Maria Cuh-stall-doe	21	Kamryn Chapel
6	Low-tah Coat	22	Morgan Glaze-ner
9	Sophia Man-cow-ski	27	Blare Jer-rawr-doe
10	Ryan Mush-kin	30	Jack-lin Shoo-bring
14	Skyler Boze	40	Jay-den Hill-dreth
18	Gracie Air-ick	44	Hend-reek-sha Bower-man
19	Izz-a-bell Thigh-bow	AC	Leslie Gillis
20	Emily van-der-Vlee-tt	GA	Alex Zuh-roy-an

ERICA MYERS

GOALKEEPER • 5-10 • SENIOR
HOLLAND, OHIO • SPRINGFIELD HS**2019**

Two-time OVC Goalkeeper of the Week (Aug. 27 and Sept. 24)...Played and started in all 19 matches for the Skyhawks at goalkeeper...Posted an 8-6-5 mark overall while recording a 1.54 goals against average and 104 saves...Tallied five shutouts against

Little Rock (Aug. 25), Eastern Illinois (Sept. 20), Belmont (Sept. 22), Austin Peay (Sept. 29) and Jacksonville State (Oct. 27)...Played 1808:53 minutes between the posts – every minute of the season...Tallied a season-high 13 saves against Arkansas State (Aug. 22)...Notched 10 saves against Southeast Missouri (Oct. 20)...Posted a .770 save percentage...Faced 266 shots while allowing 31 goals.

2018

Named to the All-OVC first team after logging over 1,300 minutes in goal to go along with a goals against average of 0.82...Racked up eight wins and 35 saves as well as six shutouts...Swatted a season-best seven would-be goals at Tennessee...In conference play, she posted a league-low 0.64 goals against average to go along with 29 saves in over 1,129 minutes played.

2017

Made 19 appearances between the posts while drawing the starting nod at goalkeeper on 17 occasions...Logged the third-most minutes in goal in the OVC as she played a total of 1,748 minutes...Recorded the third-most saves in the conference as she made 85 on the season...Stood tall in the Sept. 15 match against Jacksonville State and the Sept. 17 match against Southeast Missouri as she was able to shutout both opponents for the silent weekend which propelled her to a Goalkeeper of the Week award...Her 85 saves on the season put her in 10th place in program history for most saves in a season while her five victories place her in ninth in career wins by a goalkeeper...Recorded a season-high eight saves on four occasions, against UAB on Aug. 25, Western Kentucky on Aug. 27, Western Carolina on Sept. 10 and Belmont on Oct. 6.

BEFORE UTM:

Improved consistently every season for the Blue Devils, claiming honors along the way...Was selected for third team all-league and third team all-district honors in 2013, while improving to second team all-league and second team all-district in 2014 and 2015...Produced her best season in her prep career as a senior earning first team all-league and first-team all-district accolades for her stellar play in the 2016 season...Also was a standout on the basketball court where she played for head coach Keith McClure.

PERSONAL

Born on Dec. 28, 1998...Daughter of Bruce and Stacie Myers...Has two siblings, Brandon and the late Courtney Myers...Majoring in finance.

CAREER STATISTICS

Year	GP	Min	GA	GAA	SV	SV%	W	L	T	SHO
2017	19	1748:01	32	1.65	85	72.6	5	11	2	2
2018	16	1309:26	12	0.82	35	74.5	11	2	1	6
2019	19	1808:53	31	1.54	104	77.0	8	6	5	5
Total	54	4866:20	75	1.39	224	74.9	24	19	8	13

SKYHAWK CAREER BESTS

Shots Faced: 26 vs. Southeast Missouri (10/20/19)

Saves: 13 vs. Arkansas State (8/22/19)

COURTNEY TURNER

GOALKEEPER • 5-7 • JUNIOR
PUEBLO, COLO. • LOUISIANA MONROE**BEFORE UTM:**

Graduated from Marist High School...Played with the prestigious Chicago Inter Soccer Club for the last two seasons, as that squad ranked as high as fourth in the state of Illinois in 2018.

PERSONAL

Born on Aug. 22, 2001...Daughter of Roger and Diedre Castaldo...Has three older siblings, Amanda, Tina and Paul...Majoring in business.

CAREER STATISTICS

Year	GP	Min	GA	GAA	SV	SV%	W	L	T	SHO
2017	17	1358:00	23	1.52	80	77.7	9	6	1	5
2018	-	-	-	-	-	-	-	-	-	-
2019	-	-	-	-	-	-	-	-	-	-
Total	17	1358:00	23	1.52	80	77.7	9	6	1	5

(Played 2017 at Dodge City CC, 2018 & 2019 at Louisiana Monroe)

SKYHAWK CAREER BESTS

Shots Faced: N/A

Saves: N/A

BELLA ROBERTS

MIDFIELD • 5-5 • SENIOR
MURFREESBORO, TENN. • SIEGEL HS



2

2019

Named to All-OVC second team...Played in all 19 matches for the Skyhawks while earning 16 starts...Tallied six goals and two assists...Scored 14 points...Tallied goals against Middle Tennessee (Sept. 8), Morehead State (Oct. 11), Southeast Missouri (Oct. 20), Jacksonville State (Oct. 27) and Belmont (Nov. 3)...Posted assists against Morehead State (Oct. 11) and Eastern Kentucky (Oct. 13)...Recorded 29 shots attempts while placing 16 on goal...Made a penalty kick against Jacksonville State (Oct. 27)...Played 1,307 minutes...Scored a season-high two goals in the OVC Soccer Championship quarterfinals against Belmont (Nov. 3)...Tallied 1.53 shots per game.

2018

Played in 18 contests while drawing the starting nod in three matches...Tallied a season-high four points in the rout of Jackson State on Aug. 26 as she netted a goal and found a pair of assists...Notched three goals on the year coming against Jackson State, Western Carolina (Sept. 7) and Union (Sept. 10)...Put up her lone game-winning goal against Western Carolina...Found a trio of assists as she made a pair of nifty passes against Jackson State and one against Jacksonville State on Oct. 7...Named to OVC Commissioner's Honor Roll.

2017

Played in all 20 matches and drew a starting nod in six contests...Played a season-high 83 minutes against Southeast Missouri on Sept. 17...Notched a pair of assists in the 2-1 victory over Jackson State on Sept. 6...Netted her lone goal, which proved to be the game-winner, of the season in the 2-1 win against Eastern Illinois on Oct. 15...Took a season-best three shots against Jackson State (all on goal) and three shots against Arkansas State on Sept. 8...Earned a spot on the OVC Commissioner's Honor Roll.

BEFORE UTM:

Was a primary contributor to the success of Siegel High School...Led her team to multiple championships including a 2014 district championship, 2014 and 2016 district tournament championships, 2014 and 2015 region championships and helped her squad advance to the state tournament in 2014...Individual accolades include all-district honors from 2014-2016, all-area accolades in 2015-2016, all-region mentions in 2015-2016 and an all-state berth in 2016...As a member of the Tennessee Soccer Club, earned first team honors from 2013-2017, while also claiming first team honors for the Tennessee Olympic Development team from 2011-2014.

PERSONAL

Born on Jan. 15, 1999...Daughter of Bart and Renee Roberts...Has two sisters, Calli Blackwell and Mia Roberts...Majoring in political science.

CAREER STATISTICS

Year	GP	GS	G	A	PTS	SH	SOG	GW	MIN
2017	20	6	1	2	4	17	9	1	923
2018	18	3	3	3	9	19	6	1	618
2019	19	16	6	2	14	29	16	1	1301
Total	57	25	10	7	27	65	31	2	2804

SKYHAWK CAREER BESTS

Goals: 2 vs. Belmont (11/3/19)
Assists: 2 (2x) last vs. Jackson State (8/26/18)
Shots: 5 vs. Southeast Missouri (10/20/19)
Shots on Goal: 3 (2x) vs. Belmont (11/3/19)
Minutes: 95 vs. Southeast Missouri (10/20/19)

MARIA CASTALDO

DEFENDER • 5-5 • SOPHOMORE
ORLANDO PARK, ILL. • MARIST HS



3

2019

Named to All-OVC first team...Tabbed to OVC All-Newcomer squad...Played in all 19 matches for the Skyhawks while earning 17 starts...Started in the final 15 games of the season...Helped anchor a defensive line which recorded five shutouts...Played 1,639 minutes while seeing action in every minute in 13 contests...Scored zero points...Tallied 13 shot attempts while placing seven on goals.

BEFORE UTM:

Graduated from Marist High School...Played with the prestigious Chicago Inter Soccer Club for the last two seasons, as that squad ranked as high as fourth in the state of Illinois in 2018.

PERSONAL

Born on Aug. 22, 2001...Daughter of Roger and Diedre Castaldo...Has three older siblings, Amanda, Tina and Paul...Majoring in business.

CAREER STATISTICS

Year	GP	GS	G	A	PTS	SH	SOG	GW	MIN
2019	19	17	0	0	0	13	7	0	1639
Total	19	17	0	0	0	13	7	0	1639

SKYHAWK CAREER BESTS

Goals: N/A
Assists: N/A
Shots: 4 vs. Eastern Illinois (9/20/19)
Shots on Goal: 2 vs. Belmont (11/3/19)
Minutes: 110 (3x) last vs. Southeast Missouri (10/20/19)

BAYLEE ARNOTT

FORWARD • 5-5 • SENIOR
ORLANDO, FLA. • SAMFORD

4

2019

Played in all 19 matches for the Skyhawks... Tallied two goals and zero assists... Scored four points... Tallied goals against Evansville (Aug. 29) and Middle Tennessee (Sept. 8)... Scored a game-winner against Middle Tennessee (Sept. 8)... Tallied five shot attempts while placing three on goal... Played 214 minutes, including a season-high 24 minutes against Eastern Illinois (Sept. 20) and Murray State (Sept. 27).

BEFORE UTM:

Played two seasons at Samford University under head coach Todd Yelton... Helped the Bulldogs go 25-12-3 overall with a 16-0-2 record in Southern Conference play and a pair of regular season conference championships during her tenure at Samford... Combined to play in 18 matches at Samford, tallying one assist, seven shots and three shots on goal... Her assist came against Mercer (Oct. 28, 2017) during her freshman campaign... Logged a career-best 46 minutes at LSU (Sept. 9, 2018) and at Memphis (Aug. 18, 2017)... Prepped at Bishop Moore High School in Orlando, Fla., playing under head coach Amy Geltz... Chalked up honorable mention all-area honors from The Orlando Sentinel newspaper after pacing the Lions with 18 goals during her sophomore season... Helped guide the Hornets to a 20-win season, a top-five state ranking and an appearance in the state tournament in 2014.

PERSONAL

Born on Oct. 21, 1998... Daughter of Dave and Amber Arnott... Has two siblings, Darby and Chelsea... Majoring in psychology.

CAREER STATISTICS

Year	GP	GS	G	A	PTS	SH	SOG	GW	MIN
2017	12	0	0	1	1	5	2	0	198
2018	6	0	0	0	0	2	1	0	---
2019	19	0	2	0	4	5	3	1	214
Total	19	0	2	0	4	5	3	1	214

(Played 2017 & 2018 at Samford)

SKYHAWK CAREER BESTS

Goals: 1 at Middle Tennessee (9/8/19)

Assists: N/A


Shots: 2 at Murray State (9/27/19)

Shots on Goal: 1 vs. Indiana (9/12/19)

Minutes: 24 at Murray State (9/27/19)

2020 UT MARTIN SOCCER | FOUR-TIME OVC CHAMPIONS | TWO NCAA TOURNAMENT APPEARANCES

LOTTE KOOT

MIDFIELD • 5-8 • SOPHOMORE
HEERENVEEN, NETHERLANDS • OSG SEVENWOLDEN

6

2019

Played in all 19 matches for the Skyhawks while earning five starts... Started against Arkansas State (Aug. 22), Little Rock (Aug. 25), Evansville (Aug. 29), Western Carolina (Sept. 1) and Wright State (Sept. 15)... Tallied zero goals and two assists... Scored two points... Notched assists against Indiana (Sept. 12) and Jacksonville State (Oct. 27)... Tallied eight shot attempts while placing four on goal... Played 726 minutes, including a season-high 104 minutes against Little Rock (Aug. 25).

BEFORE UTM:

Pieced together an impressive junior career as she was drafted by SC Heerenveen at the age of 15... Played for the U-21 team at the Hoofdklasse level for the last two seasons, playing on the first team on the highest women's level... Helped lead the SC Heerenveen to the 2017 league championship... Spent her youth career earning spots on various high-level KNVB regional squads.

PERSONAL

Born on Jan. 23, 2001... Daughter of Joop and Folina Koot... Has one sibling, Bowe... Majoring in communications.

CAREER STATISTICS

Year	GP	GS	G	A	PTS	SH	SOG	GW	MIN
2019	19	5	0	2	2	8	4	0	726
Total	19	5	0	2	2	8	4	0	726

SKYHAWK CAREER BESTS

Goals: N/A

Assists: 1 vs. Jacksonville State (10/27/19)

Shots: 2 at Tennessee Tech (10/25/19)

Shots on Goal: 1 at Tennessee Tech (10/25/19)

Minutes: 104 vs. Little Rock (8/25/19)

KIARNIE LATHAM

DEFENDER/MIDFIELD • 5-5 • FRESHMAN
KENTHURST, AUSTRALIA • WESTERN SYDNEY



7

BEFORE UTM:

Graduated from Marist High School...Played with the prestigious Chicago Inter Soccer Club for the last two seasons, as that squad ranked as high as fourth in the state of Illinois in 2018.

PERSONAL

Born on Aug. 22, 2001...Daughter of Roger and Diedre Castaldo...Has three older siblings, Amanda, Tina and Paul...Majoring in business.

MEGAN DRAKE

FORWARD • 5-3 • JUNIOR
COEUR D'ALENE, IDAHO • EASTERN WASHINGTON



8

BEFORE UTM:

Graduated from Marist High School...Played with the prestigious Chicago Inter Soccer Club for the last two seasons, as that squad ranked as high as fourth in the state of Illinois in 2018.

PERSONAL

Born on Aug. 22, 2001...Daughter of Roger and Diedre Castaldo...Has three older siblings, Amanda, Tina and Paul...Majoring in business.

CAREER STATISTICS

Year	GP	GS	G	A	PTS	SH	SOG	GW	MIN
--	-	-	-	-	-	-	-	-	-
Total	-	-	-	-	-	-	-	-	-

SKYHAWK CAREER BESTS

Goals: N/A
Assists: N/A
Shots: N/A
Shots on Goal: N/A
Minutes: N/A

CAREER STATISTICS

Year	GP	GS	G	A	PTS	SH	SOG	GW	MIN
--	-	-	-	-	-	-	-	-	-
Total	-	-	-	-	-	-	-	-	-

SKYHAWK CAREER BESTS

Goals: N/A
Assists: N/A
Shots: N/A
Shots on Goal: N/A
Minutes: N/A

SOPHIA MANKOWSKI

FORWARD/MIDFIELD • 5-5 • SOPHOMORE
LOUISVILLE, KY. • SACRED HEART ACADEMY



9

2019

Played in 16 matches for the Skyhawks while earning two starts...Started against Austin Peay (Aug. 29) and SIUE (Oct. 6)...Tallied one goal and zero assists...Scored two points...Posted a goal against Jacksonville State (Oct. 27)...Tallied nine shot

attempts while placing three on goal...Played 424 minutes, including a season-high 54 minutes at Austin Peay (Sept. 29).

BEFORE UTM:

Was a key piece to the prestigious Sacred Heart Academy program that produced a pair of state championships (2015, 2018) during her playing career...During Mankowski's senior season, Sacred Heart was named the No. 1 high school girls soccer team in the nation by MaxPreps...Was a four-year varsity member who played under head coach Libbey Smith as a senior and head coach Jaclyn Puntillo for her first three seasons...Helped the Valkyries post a 25-1-1 season record and a Region 7 championship in 2018...Also was part of a Sacred Heart program that won back-to-back region championships in 2016-17, advancing to the state semifinals as a junior and to the state quarterfinals as a sophomore.

PERSONAL

Born on April 20, 2001...Daughter of Peter Mankowski and Katarina Watson...Has two older siblings, Henry and John...Majoring in biology.

CAREER STATISTICS

Year	GP	GS	G	A	PTS	SH	SOG	GW	MIN
2019	16	2	1	0	2	9	3	0	424
Total	16	2	1	0	2	9	3	0	424

SKYHAWK CAREER BESTS

Goals: 1 vs. Jacksonville State (10/27/19)

Assists: N/A

Shots: 3 at Eastern Kentucky (10/13/19)

Shots on Goal: 1 (3x) last vs. Jacksonville State (10/27/19)

Minutes: 55 at Austin Peay (9/29/19)

RYANN MUSHKIN

FORWARD • 5-8 • R-SOPHOMORE
NEW CANAAN, CONN. • MISSISSIPPI STATE



10

BEFORE UTM:

Graduated from Marist High School...Played with the prestigious Chicago Inter Soccer Club for the last two seasons, as that squad ranked as high as fourth in the state of Illinois in 2018.

PERSONAL

Born on Aug. 22, 2001...Daughter of Roger and Diedre Castaldo...Has three older siblings, Amanda, Tina and Paul...Majoring in business.

CAREER STATISTICS

Year	GP	GS	G	A	PTS	SH	SOG	GW	MIN
--	-	-	-	-	-	-	-	-	-
Total	-	-	-	-	-	-	-	-	-

SKYHAWK CAREER BESTS

Goals: N/A

Assists: N/A

Shots: N/A

Shots on Goal: N/A

Minutes: N/A

CATEY HUNT

MIDFIELD/DEFENDER • 5-5 • SOPHOMORE
McDONOUGH, GA. • UNION GROVE HS



13

2019

Played in all 19 matches for the Skyhawks while earning 16 starts...Tallied two goals and two assists... Scored six points...Posted goals against Eastern Kentucky (Oct. 13) and Southeast Missouri (Oct. 20)... Recorded assists against Western Carolina (Sept. 1) and Middle Tennessee (Sept. 8)...Tallied 12 shot attempts while placing six on goal... Made penalty kicks against Eastern Kentucky (Oct. 13) and Southeast Missouri (Oct. 20)...Played 1,484 minutes, including six matches in which she played every minute.

BEFORE UTM:

Prepped at Union Grove High School, where she played under head coach Beth Caldwell...Was a four-year letterwinner, claiming All-Region accolades in both 2016 and 2017 and All-Henry County honorable mention honors in 2018...Helped the Wolverines to the state quarterfinals during her junior campaign...Was part of the Georgia Olympic Developmental Program State Pool from 2016-18.

PERSONAL

Born on Feb. 20, 2001...Daughter of Rick and Christy Hunt...Has one older sibling, Cole...Majoring in engineering.

CAREER STATISTICS

Year	GP	GS	G	A	PTS	SH	SOG	GW	MIN
2019	19	16	2	2	6	12	6	0	1484
Total	19	16	2	2	6	12	6	0	1484

SKYHAWK CAREER BESTS

Goals: 1 (2x) last vs. Southeast Missouri (10/20/19)
Assists: 1 (2x) last at Middle Tennessee (9/8/19)
Shots: 4 vs. Jacksonville State (10/27/19)
Shots on Goal: 2 vs. Jacksonville State (10/27/19)
Minutes: 110 at Wright State (9/15/19)

SKYLAR BOES

MIDFIELD • 5-6 • JUNIOR
HAUBSTADT, IND. • GIBSON SOUTHERN HS



14

2019

Played in 13 matches for the Skyhawks while earning three starts...Started against Arkansas State (Aug. 22), Little Rock (Aug. 25) and Evansville (Aug. 29)...Tallied zero goals and one assists...Scored one point...Posted an assist against Jacksonville State (Oct. 27)...Tallied three shots attempts...Played 236 minutes, including a season-high 38 minutes against Little Rock (Aug. 25).

2018

Appeared in 11 matches on the season...Reeled off multiple shots on four occasions as she put up three against Jackson State (Aug. 26) and Union (Sept. 10)...Her campaign-best three shots on goal came against Jackson State and posted a season shots-on-goal percentage of .636 in her first season donning a Skyhawk uniform.

BEFORE UTM:

Racked up an outstanding 24 goals and 16 assists as a senior at Gibson Southern High School...Compiled 60 career goals and 50 career assists for the Titans under head coach Emily Kavanagh, leading her team to three consecutive conference championships from 2015-17...Was named all-district in 2017, all-conference from 2015-17 and all-county from 2014-17 and earned team captain and most valuable player recognition in 2017...Led the Titans in goals as a senior and junior while also leading the team in assists as a freshman and junior...Competed for the Sporting Southern Indiana Lady Courage club team, winning the IN State Cup Championship and MRL League Championship, both in 2017...Being a multi-sport athlete, garnered two all-conference nods (2017-18) in basketball while leading the Titans to two conference championships in 2016-17.

PERSONAL

Born on March, 28, 2000...Daughter of John and Kelly Boes...Has one sibling, Tucker...Majoring in business administration.

CAREER STATISTICS

Year	GP	GS	G	A	PTS	SH	SOG	GW	MIN
2018	11	0	0	0	0	11	7	0	203
2019	13	3	0	1	1	3	0	0	236
Total	24	3	0	1	1	14	7	0	439

SKYHAWK CAREER BESTS

Goals: N/A
Assists: 1 vs. Jacksonville State (10/27/19)
Shots: 3 (2x) last vs. Union (9/10/18)
Shots on Goal: 3 vs. Jackson State (8/26/18)
Minutes: 48 vs. Jackson State (8/26/18)

JILL HILDRETH

FORWARD • 5-2 • R-JUNIOR
GERMANTOWN, TENN. • HOUSTON HS



17

2019

Played in 16 matches for the Skyhawks while earning 11 starts...Tallied a team-leading eight goals along with three assists...Scored 19 points...Recorded three multi-goal outings against Arkansas State (Aug. 22), Western Carolina (Sept. 1) and Eastern Kentucky (Oct. 13)...Scored goals against Arkansas State (Aug. 22), Western Carolina (Sept. 1), Wright State (Sept. 15), Eastern Kentucky (Oct. 13) and Jacksonville State (Oct. 27)...Tallied 34 shot attempts while placing 22 on goal...Scored game-winners against Arkansas State (Aug. 22) and Jacksonville State (Oct. 27)...Played in 921 minutes, including a season-high 88 minutes at Evansville (Aug. 29)...Averaged 1.19 points per game.

2018

Did not see game action.

2017

Did not play due to injury.

BEFORE UTM:

Was a standout for Houston High School, leading her squad to district and regional championships from 2014-2016, as well as a state championship in 2015...Was named to the Memphis Commercial Appeal newspaper "Best of the Preps" team in 2016 and 2017, while making an appearance on the All-Star team in 2016...Was named Rookie of the Year in 2014, while being selected as the Offensive MVP in 2015 and 2016...As a member of the Lobos Rush club team, led her team to a state runner up and regional runner up finishes, while also competing as a USYS National Competitor.

PERSONAL

Born on Sept. 11, 1998...Daughter of Cedric and Felicia Hildreth...Has a brother (Tyler) and twin sister Jaden who is currently on the UT Martin soccer team...Majoring in business.

CAREER STATISTICS

Year	GP	GS	G	A	PTS	SH	SOG	GW	MIN
2017	-	-	-	-	-	-	-	-	-
2018	-	-	-	-	-	-	-	-	-
2019	16	11	8	3	19	34	22	2	921
Total	16	11	8	3	19	34	22	2	921

SKYHAWK CAREER BESTS

Goals: 2 (3x) last at Eastern Kentucky (10/13/19)
Assists: 1 (3x) last vs. Belmont (11/3/19)
Shots: 7 vs. Southeast Missouri (10/20/19)
Shots on Goal: 5 vs. Southeast Missouri (10/20/19)
Minutes: 88 at Evansville (8/29/19)

GRACIE ARIC

MIDFIELD • 5-6 • FRESHMAN
LEBANON, TENN. • WILSON CENTRAL HS



18

BEFORE UTM:

Graduated from Marist High School...Played with the prestigious Chicago Inter Soccer Club for the last two seasons, as that squad ranked as high as fourth in the state of Illinois in 2018.

PERSONAL

Born on Aug. 22, 2001...Daughter of Roger and Diedre Castaldo...Has three older siblings, Amanda, Tina and Paul...Majoring in business.

CAREER STATISTICS

Year	GP	GS	G	A	PTS	SH	SOG	GW	MIN
--	-	-	-	-	-	-	-	-	-
Total	-	-	-	-	-	-	-	-	-

SKYHAWK CAREER BESTS

Goals: N/A
Assists: N/A
Shots: N/A
Shots on Goal: N/A
Minutes: N/A

ISABELLE THIBAUT

FORWARD/DEFENDER • 5-6 • SOPHOMORE
FALCON, COLO. • FALCON HS



19

BEFORE UTM:

Graduated from Marist High School...Played with the prestigious Chicago Inter Soccer Club for the last two seasons, as that squad ranked as high as fourth in the state of Illinois in 2018.

PERSONAL

Born on Aug. 22, 2001...Daughter of Roger and Diedre Castaldo...Has three older siblings, Amanda, Tina and Paul...Majoring in business.

EMELY VAN DER VLIET

FORWARD/MIDFIELD • 5-4 • FRESHMAN
ROSMALLEN, NETHERLANDS • RODENBORCH COLLEGE



20

BEFORE UTM:

Graduated from Marist High School...Played with the prestigious Chicago Inter Soccer Club for the last two seasons, as that squad ranked as high as fourth in the state of Illinois in 2018.

PERSONAL

Born on Aug. 22, 2001...Daughter of Roger and Diedre Castaldo...Has three older siblings, Amanda, Tina and Paul...Majoring in business.

CAREER STATISTICS

Year	GP	GS	G	A	PTS	SH	SOG	GW	MIN
--	-	-	-	-	-	-	-	-	-
Total	-	-	-	-	-	-	-	-	-

SKYHAWK CAREER BESTS

Goals: N/A
Assists: N/A
Shots: N/A
Shots on Goal: N/A
Minutes: N/A

CAREER STATISTICS

Year	GP	GS	G	A	PTS	SH	SOG	GW	MIN
--	-	-	-	-	-	-	-	-	-
Total	-	-	-	-	-	-	-	-	-

SKYHAWK CAREER BESTS

Goals: N/A
Assists: N/A
Shots: N/A
Shots on Goal: N/A
Minutes: N/A

KAMRYN CHAPPELL

DEFENDER • 5-5 • SENIOR
FLUSHING, MICH. • FLUSHING HS

21

2019

Played in all 19 matches for the Skyhawks while earning 18 starts...Recorded zero goals and one assists...Scored one point...Notched an assists against Tennessee Tech (Oct. 25)...Tallied five shots attempts...Anchored a Skyhawk defensive line that

posted five shutouts...Played 1,728 minutes, including every minute against Arkansas State (Aug. 22), Little Rock (Aug. 25), Evansville (Aug. 29), Western Carolina (Sept. 1), Mississippi State (Sept. 5), Middle Tennessee (Sept. 8), Wright State (Sept. 15), Eastern Illinois (Sept. 20), Belmont (Sept. 22), Murray State (Sept. 27), Morehead State (Oct. 11), Eastern Kentucky (Oct. 13), Southeast Missouri (Oct. 20).

2018

Led all UT Martin players in minutes played with 1,531 minutes logged on the pitch as she assisted the Skyhawks in having one of the best back lines in the nation... Appeared in all 19 matches and started in 17 contests...Tallied her lone goal of the season at Jacksonville State on Oct. 7 off a penalty kick (the first goal of her Skyhawk career)...Was a key member of the UT Martin back line that held opposing offenses at bay all season long...Named to OVC Commissioner's Honor Roll.

2017

Proved to be a vital piece to the back line as the freshman defender garnered an OVC All-Newcomer squad nod...Started in 19 of the 20 matches and logged a team-high 1,796 minutes in her first season as a Skyhawk as she recorded 17 complete games...Tallied an assist in the 3-2 victory over SIUE on Oct. 13...Reeled off a season-high two shot attempts (both on goal) in the 2-2 draw against Austin Peay on Oct. 8... Earned a spot on the OVC Commissioner's Honor Roll.

BEFORE UTM:

Was selected as an all-conference member during her freshman and sophomore seasons at Flushing High School...Was a standout in basketball earning first team all-conference honors as a freshman and second team all-conference honors as a sophomore...Was named the captain for the Raider basketball team for her last three seasons of play...Was a member of the Metro League Championship teams in the 2014-2015 and 2015-2016 season.

PERSONAL

Born on Feb. 5, 1998...Daughter of Scott and Trina Chappell...Is a triplet and has four siblings, Jordan, Logan, Leighton and Spencer...Majoring in health and human performance.

CAREER STATISTICS

Year	GP	GS	G	A	PTS	SH	SOG	GW	MIN
2017	20	19	0	1	1	7	5	0	1796
2018	19	17	1	0	2	6	4	0	1531
2019	19	18	0	1	1	5	0	0	1728
Total	58	54	1	2	4	18	9	0	5055

SKYHAWK CAREER BESTS

Goals: 1 at Jacksonville State (10/7/18)
Assists: 1 (2x) last at Tennessee Tech (10/25/19)
Shots: 2 (2x) last vs. Eastern Illinois (9/20/19)
Shots on Goal: 2 at Austin Peay (10/8/17)
Minutes: 110 (6x) last vs. Southeast Missouri (10/20/19)

MORGAN GLAENZER

DEFENDER • 5-6 • SENIOR
COLUMBIA, ILL. • COLUMBIA HS

22

2019

Played in two matches for the Skyhawks...Saw action against Murray State (Sept. 27) and Eastern Kentucky (Oct. 13)...Played 11 minutes, including a season-high seven minutes at Murray State (Sept. 27).

2018

Appeared in three bouts coming onto the pitch against Union (Sept. 10), at Jacksonville State (Oct. 7) and against Austin Peay (Oct. 14)...Logged a season-high 19 minutes played against Austin Peay.

2017

Appeared in nine contests while drawing the starting nod in two matches...Logged a season-best 83 minutes and one shot against Murray State on Oct. 1.

BEFORE UTM:

Led Columbia High School to regional championships from 2014-2016...As a member of the Lou Fusz Brinker Angels, captured the 2014 and 2015 Lou Fusz Midwest Cup...Competed in the North Carolina CASL Tournament and SE College Showcase in 2015 while being selected as a semifinalist in the 2015 State Cup...Also lettered in bowling, leading her team to a regional championship in the 2013-2014 season.

PERSONAL

Born on June 27, 1999...Daughter of Richard and Traci Glaenger...Has two older brothers, Ian and Conor...Majoring in animal science production.

CAREER STATISTICS

Year	GP	GS	G	A	PTS	SH	SOG	GW	MIN
2017	9	2	0	0	0	1	0	0	213
2018	3	0	0	0	0	0	0	0	39
2019	2	0	0	0	0	0	0	0	11
Total	14	2	0	0	0	1	0	0	263

SKYHAWK CAREER BESTS

Goals: N/A
Assists: N/A
Shots: 1 at Murray State (10/1/17)
Shots on Goal: N/A
Minutes: 83 at Murray State (10/1/17)

BLARE GERIDO

MIDFIELD • 5-8 • SENIOR
BRENTWOOD, TENN. • RAVENWOOD HS



27

2019

Played in 17 matches for the Skyhawks...Recorded zero points...Tallied 11 shot attempts while placing four on goal...Played 446 minutes, including a season-high 50 minutes against Eastern Illinois (Sept. 20).

2018

Saw the pitch 12 times while getting the starting nod once against Union on Sept. 10...Netted a pair of goals against Jackson State on Aug. 26 and also reeled off a season-best four shots and two shots on goal against the Tigers...Placed a shot on goal against Evansville and Western Carolina.

2017

Appeared in 15 matches while drawing the starting nod in four bouts...Tallied an assist in the season-opener against Marshall on Aug. 18...Reeled off a pair of shots (both on goal) in the match against Eastern Illinois on Oct. 15...Also put another shot on goal in the bout against Jackson State on Sept. 6.

BEFORE UTM:

Claimed a national championship with Tennessee Soccer Club 99 Showcase Team...Was one of the most versatile players under head coach Jose Londono at Ravenwood High School...Saw time at every position on the pitch but goalkeeper...Was named to the all-district team in 2015-2016, mid-state first team in 2015 and was tabbed as the district Defensive Player of the Year in 2015...Was selected as the captain for the Raptors in the 2016 season, while winning the Raptor Reward for Defender of the Year in both 2015 and 2016...Notched region championships each year from 2013-2015...Also played for the Tennessee Club 1999 Girls Showcase claiming a championship in 2016...Guided her team to a Region III semifinals appearances in 2015 and 2016 and a TNI Championship in 2016.

PERSONAL

Born on June 8, 1999...Daughter of Steve and Tonya Gerido...Has an older brother, Blake... Is a member on a long list of family members who have enjoyed athletic success, as uncle Daryl Turner attended Michigan State University before joining the National Football League's Seattle Seahawks from 1984-1987 and cousin Matthew Daniels played football at Duke before spending time at the professional level with the Los Angeles Rams, San Diego Chargers and Jacksonville Jaguars...Majoring in pre-med biology.

CAREER STATISTICS

Year	GP	GS	G	A	PTS	SH	SOG	GW	MIN
2017	15	4	0	1	1	5	3	0	489
2018	12	1	2	0	4	11	4	0	363
2019	17	0	0	0	0	11	4	0	446
Total	44	5	2	1	5	27	11	0	1298

SKYHAWK CAREER BESTS

Goals: 2 vs. Jackson State (8/26/18)

Assists: 1 vs. Marshall (8/18/17)


Shots: 4 (2x) last vs. Eastern Illinois (9/20/19)

Shots on Goal: 3 vs. Eastern Illinois (9/20/19)

Minutes: 83 at Western Kentucky (8/27/17)

JACALYN SCHUBRING

DEFENDER • 5-9 • SENIOR
NOVI, MICH. • NOVI HS



30

2019

Played and started in 17 matches for the Skyhawks...Tallied one goal and one assists...Scored three points...Posted a goal against Wright Stat (Aug. 15)...Notched an assist against Arkansas State (Aug. 22)...Tallied five shot attempts while placing three on goal...Helped anchor a Skyhawk defensive line which posted five shutouts...Played in 1,558 minutes, including every minute against Arkansas State (Aug. 22), Evansville (Aug. 29), Western Carolina (Sept. 1), Mississippi State (Sept. 5), Middle Tennessee (Sept. 8), Indiana (Sept. 12), Wright State (Sept. 15), Eastern Illinois (Sept. 20), Belmont (Sept. 22), Austin Peay (Sept. 29), SIUE (Oct. 6), Morehead State (Oct. 11), Tennessee Tech (Oct. 25) and Jacksonville State (Oct. 27).

2018

Was a key member of the UT Martin back line that limited opposing offenses all year long...Started in 17 of 18 matches while logging the third-most minutes (1,482) among all Skyhawks...Was named to the OVC Soccer All-Tournament Team....Named to OVC Commissioner's Honor Roll.

2017

Drew the starting nod in two matches while appearing in 19 contests on the season...Reeled off a shot against Arkansas State on Sept. 8...Logged a season-best 61 minutes in the bout against Western Kentucky on Aug. 27.

BEFORE UTM:

Brings a strong club pedigree to UT Martin, having been a member of the Michigan Hawks 99 Black club since 2013...Has guided her team to multiple championships including the U17 Fall MRL Championship in 2015 and the U17 MSYSA State Cup in 2016...Received the Varsity Team Athlete award in 2015 and the Scholar Athlete Award in 2014 for her work both on the pitch and in the classroom...Also participated on the Novi High School track and cross country teams.

PERSONAL

Born on Feb. 17, 1999...Daughter of Ryan and Nancy Schubring...Has three older siblings, Elise, Joe and Kristen...Majoring in civil engineering.

CAREER STATISTICS

Year	GP	GS	G	A	PTS	SH	SOG	GW	MIN
2017	19	2	0	0	0	1	0	0	365
2018	18	17	0	0	0	4	1	0	1482
2019	17	17	1	1	3	5	3	0	1558
Total	54	36	1	1	3	10	4	0	3405

SKYHAWK CAREER BESTS

Goals: N/A

Assists: 1 vs. Arkansas State (8/22/19)

Shots: 2 (2x) last vs. Eastern Kentucky (11/2/18)

Shots on Goal: 1 (4x) last vs. Belmont (11/3/19)

Minutes: 110 (3x) last vs. Eastern Illinois (9/20/19)

JADEN HILDRETH

FORWARD • 5-4 • SENIOR
GERMANTOWN, TENN. • HOUSTON HS

40

2019

Played in 18 matches for the Skyhawks while earning two starts...Started against Little Rock (Aug. 25) and Eastern Kentucky (Oct. 13)...Recorded zero points...Tallied 14 shot attempts while placing six on goal...Played 501 minutes, including a season-high 42

minutes at Eastern Kentucky (Oct. 13).

2018

Played in 16 matches while netting a trio of goals against Jackson State on Aug. 26...Also found the back of the net against Union on Sept. 10...Reeled off a season-best five shots against Jackson State with three on goal...Posted a .588 season shots-on-goal percentage as 10 of her 17 shots were stopped from being in the back of the net.

2017

Appeared in seven matches and logged a total of 63 minutes for the Skyhawks...Put up a season-best three shots against SIUE in the OVC Championships on Oct. 27 as she also played a campaign-high 20 minutes.

BEFORE UTM:

Was a key part of Houston High School's 2013 and 2015 state championship winning teams...Led her squad to conference, district and region championships in each year from 2013-2016...Was named to the Memphis Commercial Appeal newspaper "Best of the Preps" team in 2016 and 2017, while also earning Striker of the Year honors in 2014 and Defensive MVP honors in 2016...As a member of the Lobos Rush club team, helped contribute to finishes as a state runner-up, regional runner-up and USYS National Competitor.

PERSONAL

Born on Sept. 11, 1998...Daughter of Cedric and Felicia Hildreth...Has a brother (Tyler) and twin sister Jillian who is currently on the UT Martin soccer team...Majoring in communications.

CAREER STATISTICS

Year	GP	GS	G	A	PTS	SH	SOG	GW	MIN
2017	7	0	0	0	0	3	0	0	63
2018	16	0	4	0	8	17	10	1	248
2019	18	2	0	0	0	14	6	0	501
Total	41	2	4	0	8	34	16	1	812

SKYHAWK CAREER BESTS

Goals: 3 vs. Jackson State (8/26/18)

Assists: N/A

Shots: 5 vs. Jackson State (8/26/18)

Shots on Goal: 3 vs. Jackson State (8/26/18)

Minutes: 42 at Eastern Kentucky (10/13/19)

HENDRIKJE BAURMANN

FORWARD/MIDFIELD • 5-5 • JUNIOR
MEERBUSCH, GERMANY • RHEIN-MAAS-BERUFSSKOLLEG

44

2019

Played in all 19 matches for the Skyhawks while earning the start in the final 11 games of the season...Tallied five goals and four assists...Scored 14 points...Posted goals against Arkansas State (Aug. 22), Belmont (Sept. 22), Austin Peay (Sept. 29) and Tennessee Tech (Oct. 25)...Scored a season-high two goals against Austin Peay (Sept. 29)...Notched assists against Western Carolina (Sept. 1), Middle Tennessee (Sept. 8), Eastern Kentucky (Oct. 13) and Jacksonville State (Oct. 27)...Tallied 20 shot attempts while placing 15 on goal...Scored game-winners against Belmont (Sept. 22) and Austin Peay (Sept. 29)...Played 888 minutes, including a season-high 83 minutes against Eastern Illinois (Sept. 20).

2018

Appeared in 15 contests on the year while tallying an assist against Jackson State on Aug. 26...Reeled off three shots, two of which were placed on goal, against Union on Sept. 10...Named to OVC Commissioner's Honor Roll.

BEFORE UTM:

Has been a member of the prestigious club team Borussia Monchengladbach since 2014...Competed in the Third Women's League for BM, starting in 23 of the team's first 25 matches while racking up 13 assists...Started in 19 matches and netted three goals while connecting for four assists from 2016-17...Started in five matches and played in 18 total bouts as she tallied three goals to go along with four assists in 2015-16...Played in the first U17 Bundesliga in 2015-16...Won the Niederrheinpokal in 2016, which is one of the 21 regional cup competitions of German football and serves as a qualifier for the following seasons' German Cup.

PERSONAL

Born on Aug. 9, 1999...Daughter of Dirk and Susanne Baumann...Father played for the West German National Hockey Team between 1981-83...Has two sisters, Philippa and Mareike...Majoring in biology.

CAREER STATISTICS

Year	GP	GS	G	A	PTS	SH	SOG	GW	MIN
2018	15	0	0	1	1	4	2	0	243
2019	19	11	5	4	14	20	15	2	888
Total	34	11	5	5	15	24	17	2	1131

SKYHAWK CAREER BESTS

Goals: 2 at Austin Peay (9/29/19)

Assists: 1 (5x) last vs. Jacksonville State (10/27/19)

Shots: 5 vs. Eastern Illinois (9/20/19)

Shots on Goal: 4 at Austin Peay (9/29/19)

Minutes: 83 vs. Eastern Illinois (9/20/19)

ALICE ADAMS

FORWARD • 5-5 • SENIOR

ORMSKIRK, ENGLAND • ACCRINGTON & ROSSENDALE COLLEGE



47

2019

Played and started in all 19 matches for the Skyhawks...Tallied four goals and five assists...Scored 13 points...Posted goals against Murray State (Sept. 27), Morehead State (Oct. 11), Eastern Kentucky (Oct. 13) and Jacksonville State (Oct. 27)...Notched assists against Arkansas State (Aug. 22), Wright State (Sept. 15), Southeast Missouri (Oct. 20), Tennessee Tech (Oct. 25) and Belmont (Nov. 3)...Tallied 62 shot attempts while placing 28 on goal...Scored two game-winners against Morehead State (Oct. 11) and Eastern Kentucky (Oct. 13) in back-to-back contests...Played 1,445 minutes, including a season-high 110 minutes at Wright State (Aug. 15)...Tallied 3.26 shots per game.

2018

Appeared in all 19 contests while drawing the starting nod 16 times...Found the back of the net on three different occasions as she notched a goal against Jackson State (Aug. 26), Tennessee Tech (Sept. 21) and Austin Peay (Oct. 14)...Found one assist four separate times as she made nifty passes against Jackson State, Austin Peay and Eastern Kentucky (Oct. 19 and Nov. 2)...Posted 12 multi-shot outings with her season-high of five coming at Belmont (Oct. 12) and against Eastern Kentucky (Nov. 2).

2017

Proved to be a great scoring threat as she earned a starting nod in 14 contests while she picked up four goals on 44 shots (both of which were second-most on the squad)...Netted a team-best two game-winning goals as she scored the lone goal of the 1-0 victory over Jacksonville State on Sept. 15 and pushed the Skyhawks ahead to claim the 3-2 win against SIUE on Oct. 13...Picked up an assist against Murray State on Oct. 1.

BEFORE UTM:

Notched a national championship in 2016, as well as a Costa Brava (Spain) Cup win in 2015...Was a member of the Blackburn Rovers FC, leading her squad to an FA WLP Reserve Championship in 2016...Was selected as captain for the club season in 2016-2017...Competed for England Colleges for the 2015-2016 season, while also competing Lancashire U14 team in 2012-2013 and U16 squad from 2013-2015.

PERSONAL

Born on Nov. 1, 1998...Daughter of Paul and Sally Adams...Has one older brother, Luke...Majoring in management.

CAREER STATISTICS

Year	GP	GS	G	A	PTS	SH	SOG	GW	MIN
2017	17	14	4	1	9	44	18	2	1223
2018	19	16	3	4	10	43	15	0	972
2019	19	19	4	5	13	62	28	2	1445
Total	55	49	11	10	32	149	61	4	3640

SKYHAWK CAREER BESTS

Goals: 1 (7x) last vs. Jacksonville State (10/27/19)

Assists: 1 (9x) last vs. Belmont (11/3/19)

Shots: 8 vs. Jacksonville State (10/27/19)

Shots on Goal: 4 vs. Jacksonville State (10/27/19)

Minutes: 110 at Wright State (9/15/19)

UT MARTIN OPENS UNCHARTED 2020-21 SEASON WITH EXCITEMENT AND OPTIMISM

After an offseason which has experienced trials and tribulations unlike any other, the University of Tennessee at Martin soccer team is preparing for an altered season with unique optimism and excitement.

When the Skyhawks open the season on Tuesday, March 2 against Eastern Illinois at Skyhawk Field, the team will have gone 486 days since last competing on Nov. 3, 2019 in the Ohio Valley Conference Soccer Championship quarterfinal.

The Skyhawks have been looking forward to the start of the 2020-21 campaign for nearly seven months since the fall season was abruptly postponed and moved to the spring semester due to the COVID-19 pandemic. After finishing the 2019 campaign at 8-6-5 overall and 6-2-2 in OVC play, the Skyhawks hope to get back in championship contention under head coach Phi McNamara, who enters his 11th season at UT Martin.

In his first 10 seasons at the helm of the Skyhawks, McNamara has boasted a 98-81-20 career mark to rank as the program's all-time winningest coach while posting a 55-33-11 record in league play. The two-time OVC Coach of the Year and three-time OVC champion is just excited to get back to work with a reconfigured squad.

"It has been over 15 months since we have been on the pitch and I think the girls are really excited but nervous as the same time," McNamara said. "We are delighted to have a home match to start the season, we just hope that not only our team but that all teams stay safe. We do not want to skip matches, miss matches or rely on averages in the regular season. We want to crown a true champion this spring for the good of the sport."

While McNamara and his staff have missed coaching and getting the most out of their players in the competitive arena, he is proud of how his student-athletes have responded to an unconventional offseason.

"Our players deserve a great deal of credit for how they have dealt with a really difficult year," McNamara said. "They have been first-class in how they have been flexible and relentless in their academic work and training. They have really put in the work even when, at times, there were not matches within sight and bought into the long-term process. For that, they are in a healthy position just with their attitude and how they have looked after each other and the team spirit. I am excited for them to be out where they deserve to be."

After the regularly scheduled season was postponed in August and a conference-only season was announced in late October, the Skyhawks found hope and could begin to see light at the end of the tunnel. While positive news has been hard to drum up in a challenging year full of uncertainty, McNamara and his Skyhawk squad used the fall semester to their benefit to learn and develop, hoping to use the delayed season as a "redshirt" season to get a grasp on its strengths and minimize its individual weaknesses.

"A benefit to playing in the spring has allowed us to slow down the natural process of what the fall season looks like," McNamara said. "I think long-term it will be a benefit to our team. We had some players that probably were not ready to play meaningful minutes in the fall that are ready now. We also have some internationals that have been able to gain extra time to find their feet, get some extra training, fitness, strength and conditioning. Because of that delay, their bodies are better equipped now than they would have been in the fall. We look at ourselves being stronger now in the spring than we would have been in the fall and we are encouraged by that."

Another notable difference from the fall to spring campaign has been the preseason preparations – specifically the practices leading up to the first match with the loss of preseason competition. UT Martin will play a conference-only schedule which features five home matches against Eastern Illinois (March 2), Murray State (March 9), Jacksonville State (March 23), Eastern Kentucky (April 2) and Southeast Missouri (April 6). The Skyhawks will also travel to Belmont (March 5), SIUE (March 12), Morehead State (March 16) and Tennessee Tech (March 26).

Additionally, the OVC Soccer Championship field has been reduced from eight teams to four for the 2020-21 Championship cycle – making every match even more critical.

"This is such a totally different year across the board," McNamara continued. "Thankfully, we have four weeks of preparation this year when we normally only have two weeks. I think that is important because we are going straight into our most important element of competition which is our conference season with no preseason or non-conference games. The lack of non-conference games is such a big thing especially with our sport being as physical as it is, we are used to seeing massive improvements in those first couple matches. Now we will need that to happen naturally while we try to bang out results and fitness."



ALICE ADAMS



ERICA MYERS

With every match holding additional value this season, UT Martin will rely heavily on its returning core to lead the way – including a decorated senior class which features Alice Adams, Baylee Arnott, Kamryn Chappell, Blare Gerido, Morgan Glaenzer, Jaden Hildreth, Erica Myers, Bella Roberts and Jacalyn Schubring. The class helped win an OVC regular season title while winning a program-record 15 matches in 2018.

Along with the team's seniors, the Skyhawks welcome back Hendrikje Baurmann, Skylar Boes, Maria Castaldo, Blare Gerido, Jill Hildreth, Catey Hunt, Lotte Koot and Sophia Mankowski. The roster is then rounded out by seven newcomers Gracie Aric, Megan Drake, Kiarnie Latham, Ryann Mushkin, Isabelle Thibault, Courtney Turner and Emely van der Vliet.

"I like all of our returning seniors," McNamara said. "I think most of them will play a big part in who we are and the success we will have. Then there are also a number of newcomers which will add a lot of potential energy and compete for our starting 11. We have some really good pace on this team and we feel like we will have very strong depth. I am really excited to see how it is going to go."

One of the key headliners for the Skyhawks will be Myers, who was named an OVC Preseason Player to Watch. The senior goalkeeper ranks amongst program leaders in several career categories including victories (24, second), shutouts (13, second), minutes (4866, second), matches played (54, third), saves (224, fifth) and goals against average (1.39, sixth). After garnering All-OVC first team honors as a sophomore, Myers posted five shutouts last season while notching a .770 save percentage with 104 saves on the campaign. Backing up Myers in goal will be Turner, a Louisiana-Monroe transfer.

"Erica has looked really good in goal," McNamara said. "She has really grown on and off the pitch this last year. She has demonstrated so much more confidence off the field. Her communication with the staff along with her confidence with the girls in the locker room has carried onto the field. The girls feel very safe going back to her possession-wise and not a lot of goalkeepers are given that added pressure. She is going to need to make some big saves in matches and we know she can do that."

While a quality goalkeeper is invaluable, the defensive back line is the anchor to a team's success. The Skyhawks hope continuity will pay dividends for a championship run as three starters return to the fold with Chappell, Schubring and Castaldo retaining their prominent roles. The senior pair of Chappell and Schubring have combined to start 90 matches over three seasons at the center back positions while Castaldo posted a decorated freshman campaign with All-OVC first team and All-Newcomer honors at right back in 2019.

The Skyhawks will look to fill their remaining spot on the back line with freshman Latham while fellow newcomer Thibault and Glaenzer will provide depth.

"On defense I think collectively it should be a very well-organized, high IQ group," McNamara said. "We have several players that can run anyone down with their positioning, reading of the game and experience. We feel like that can definitely be a strength of our team."

Moving up to the midfield, UT Martin had six players which saw action at the position last season. That group includes Roberts, who was an All-OVC second team selection after tallying six goals and two assists on the season for 14 total points. Hunt also returns to the fold after a strong freshman campaign in which she started 16 of the 19 matches she played while tallying two goals and two assists.


While those two will likely lock down two of the three starting spots on the midfield, fellow returners Baurmann, Boes, Gerido, Koot and Mankowski could compete for the third spot while newcomer Aric will look to provide depth.

"When you look at the midfield, we had some really nice performances," McNamara said. "Bella had a phenomenal year last year with All-OVC honors while Catey played a lot of minutes and brings so much energy. She is just so physical, works hard and isn't afraid of a tackle. I think Sophie is the most improved player from a development standpoint while Skylar is a good bit better and has really come on."

UT Martin is feeling one of its biggest strengths will be at the top of its formation with its depth at the forward position. The Skyhawks feature three of the team's top four point scorers at the forward position with the return of Jill Hildreth, Baurmann and Adams combining for 17 goals and 12 assists in 2019.

Along with the key returning group, the Skyhawks are looking for an increased workload from Mankowski at the forward spot while the additions of Drake and van der Vliet will compete for starting minutes early.

"This is the best attacking group that we have had in a long time," McNamara said. "The potential is definitely there, we just need them to score a few more goals. There is a better balance of forwards that don't just run straight and we have a mix of technical, speedy, and athletic players that can even hold the ball up. This is a more dynamic and diverse group of forwards – teams aren't going to be able to zone in on double-teaming one particular player, all six will be difficult to play against. Frankly, we feel like we are going to be able to run some teams."



KAMERON CHAPPELL



MARIA CASTALDO



2019
IN REVIEW

SKYHAWKS TURN TO MIX OF NEWCOMERS FOR CONTINUED SUCCESS IN 2019

Fresh off winning the program's fourth Ohio Valley Conference championship a season ago, the University of Tennessee at Martin soccer team looked to build upon a roster filled with youth.

The Skyhawks had to work to replace five All-OVC performers from the 2018 squad while relying on its lone All-OVC goalkeeper Erica Myers to carry a heavy load for the team.

UT Martin clicked towards the end of the 2019 campaign, capping off the regular season with a five-match unbeaten streak – outscoring the opposition 14-5 in that span. The team posted an 8-6-5 overall record – equaling the most ties in a single-season in school history. The Skyhawks tallied a 6-2-2 mark in OVC play, finishing in third place in the regular season standings.

The Skyhawks earned the right to host an OVC Championship quarterfinals match, falling to eventual tournament champion Belmont by a narrow 3-2 margin.

The UT Martin trio of Maria Castaldo (first team defender), Bella Roberts (second team midfielder) and Elin Berggren (second team defender) each captured All-OVC postseason accolades. The freshman tandem of Castaldo and Berggren were also named to the OVC's All-Newcomer team.

Erica Myers led the OVC with five shutouts (four of which came in league play) and ranked 20th nationally with 104 saves. The junior out of Holland, Ohio was tabbed OVC Goalkeeper of the Week twice (Aug. 27, Sept. 24) and currently ranks second in Skyhawk history with 24 wins and 13 shutouts in goal.

Offensively, the Skyhawks were led by Jill Hildreth's eight goals and Alice Adams' five assists. Hildreth ranked 12th in the NCAA in shot accuracy (.647) and produced three multi-goal performances. Adams cracked into the program's top-10 career list in assists (10) and shots (149).

Head coach Phil McNamara moved into fourth place on the list of all-time winningest coaches in OVC history with 98 victories. The 2019 campaign marked the seventh time in his 10 seasons at the helm that UT Martin placed in the top-four of the OVC standings.



SEASON STATISTICS

RECORD:	OVERALL	HOME	AWAY	NEUTRAL
ALL GAMES	8-6-5	3-3-3	5-3-2	0-0
CONFERENCE	6-2-2	2-1-2	4-1	0-0
NON-CONFERENCE	2-4-3	1-2-1	1-2-2	0-0

Date	Opponent		Score	Att.
08/22/19	ARKANSAS ST.	W	3-1	113
08/25/19	LITTLE ROCK	To2	0-0	123
8/29/19	at Evansville	To2	1-1	264
09/01/19	at WCU	L	4-5	225
09/05/19	at Mississippi St.	L	0-3	416
09/08/19	at Middle Tenn.	W	2-1	0
09/12/19	INDIANA	L	1-2	379
09/15/19	at Wright State	To2	2-2	396
* 09/20/19	EASTERN ILLINOIS	To2	0-0	112
* 09/22/19	BELMONT	W	1-0	117
* 09/27/19	at Murray State	L	1-5	252
* 09/29/19	at Austin Peay	W	2-0	0
* 10/06/19	SIUE	L	0-3	212
* 10/11/19	at Morehead State	W	2-1	216
* 10/13/19	at Eastern Ky.	W	4-1	320
* 10/20/19	SOUTHEAST MO. ST.	To2	2-2	273
* 10/25/19	at Tennessee Tech	W	2-1	122
* 10/27/19	JACKSONVILLE ST.	W	4-0	271
11/03/19	BELMONT	L	2-3	213

TEAM STATISTICS

	UTM	OPP
SHOT STATISTICS		
Goals-Shot attempts	33-291	31-271
Goals scored per game	1.74	1.63
Shot pct.	.113	.114
Shots on goal-Attempts	141-291	135-271
SOG pct.	.485	.498
Shots/Game	15.3	14.3
CORNER KICKS	96	70
PENALTY KICKS	3-3	4-5
PENALTIES		
Yellow cards	11	10
Red cards	0	0
ATTENDANCE		
Total	1813	2211
Dates/Avg Per Date	9/201	10/221
Neutral Site #/Avg	0/0	

#	Player	gp	g	a	pts	sh	sh%	sog	sog%	qw	pk-att
17	HILDRETH, Jill	16	8	3	19	34	.235	22	.647	2	0-0
2	ROBERTS, Bella	19	6	2	14	29	.207	16	.552	0	1-1
44	BAURMANN, Hendrikje	19	5	4	14	20	.250	15	.750	2	0-0
47	ADAMS, Alice	19	4	5	13	62	.065	28	.452	2	0-0
12	COLLINS, Nicole	16	2	2	6	28	.071	12	.429	0	0-0
13	HUNT, Catey	19	2	2	6	12	.167	6	.500	0	2-2
4	ARNOTT, Baylee	19	2	0	4	5	.400	3	.600	1	0-0
30	SCHUBRING, Jacalyn	17	1	1	3	5	.200	3	.600	0	0-0
16	ALMARSDOTTIR, Isabel	19	1	0	2	23	.043	6	.261	1	0-0
9	MANKOWSKI, Sophia	16	1	0	2	9	.111	3	.333	0	0-0
6	KOOT, Lotte	19	0	2	2	8	.000	4	.500	0	0-0
7	BERGGREN, Elin	19	0	2	2	7	.000	4	.571	0	0-0
21	CHAPPELL, Kamryn	19	0	1	1	5	.000	0	.000	0	0-0
14	BOES, Skylar	13	0	1	1	3	.000	0	.000	0	0-0
40	HILDRETH, Jaden	18	0	0	0	14	.000	6	.429	0	0-0
3	CASTALDO, Maria	19	0	0	0	13	.000	7	.538	0	0-0
27	GERIDO, Blare	17	0	0	0	11	.000	4	.364	0	0-0
18	OLALEYE, Miah	13	0	0	0	2	.000	1	.500	0	0-0
20	BUTTRY, Allie	11	0	0	0	1	.000	0	.000	0	0-0
22	GLAENZER, Morgan	2	0	0	0	0	.000	0	.000	0	0-0
19	THOMAS, Lexi	7	0	0	0	0	.000	0	.000	0	0-0
0	MYERS, Erica	19	0	0	0	0	.000	0	.000	0	0-0
Total		19	33	25	91	291	.113	141	.485	8	3-3
Opponents		19	31	18	80	271	.114	135	.498	6	4-5

#	Goalie	GP	Min.	GA	GAAvg	Saves	Pct	W-L-T	Sho
0	MYERS, Erica	19	1808:53	31	1.54	104	.770	8-6-5	5/0
Total		19	1808:53	31	1.54	104	.770	8-6-5	5
Opponents		19	1808:53	33	1.64	108	.766	6-8-5	4

Goals by Period	1st	2nd	OT	OT2	Total
UT Martin	14	19	0	0	33
Opponents	14	17	0	0	31

Shots by Period	1st	2nd	OT	OT2	Total
UT Martin	125	139	13	14	291
Opponents	117	141	3	10	271

Saves by Period	1st	2nd	OT	OT2	Total
UT Martin	46	54	2	2	104
Opponents	50	46	5	7	108

Corners by Period	1st	2nd	OT	OT2	Total
UT Martin	45	37	5	9	96
Opponents	35	32	2	1	70

Fouls by Period	1st	2nd	OT	OT2	Total
UT Martin	80	94	9	3	186
Opponents	65	71	4	2	142

OVC STATISTICS

RECORD:	OVERALL	HOME	AWAY	NEUTRAL
ALL GAMES	6-2-2	2-1-2	4-1	0-0
CONFERENCE	6-2-2	2-1-2	4-1	0-0
NON-CONFERENCE	0-0	0-0	0-0	0-0

Date	Opponent	Score	Att.
* 09/20/19	EASTERN ILLINOIS	To2 0-0	112
* 09/22/19	BELMONT	w 1-0	117
* 09/27/19	at Murray State	L 1-5	252
* 09/29/19	at Austin Peay	w 2-0	0
* 10/06/19	SIUE	L 0-3	212
* 10/11/19	at Morehead State	w 2-1	216
* 10/13/19	at Eastern Ky.	w 4-1	320
* 10/20/19	SOUTHEAST MO. ST.	To2 2-2	273
* 10/25/19	at Tennessee Tech	w 2-1	122
* 10/27/19	JACKSONVILLE ST.	w 4-0	271

TEAM STATISTICS

	UTM	OPP
SHOT STATISTICS		
Goals-Shot attempts	18-184	13-132
Goals scored per game	1.80	1.30
Shot pct.	.098	.098
Shots on goal-Attempts	94-184	65-132
SOG pct.	.511	.492
Shots/Game	18.4	13.2
CORNER KICKS	52	38
PENALTY KICKS	3-3	2-2
PENALTIES		
Yellow cards	6	7
Red cards	0	0

ATTENDANCE

Total	985	910
Dates/Avg Per Date	5/197	5/182
Neutral Site #/Avg	0/0	

#	Player	gp	g	a	pts	sh	sh%	sog	sog%	gw	pk-att
47	ADAMS, Alice	10	4	2	10	37	.108	17	.459	2	0-0
44	BAURMANN, Hendrikje	10	4	2	10	18	.222	14	.778	2	0-0
2	ROBERTS, Bella	10	3	2	8	17	.176	11	.647	0	1-1
17	HILDRETH, Jill	8	3	1	7	19	.158	14	.737	1	0-0
13	HUNT, Catey	10	2	0	4	9	.222	6	.667	0	2-2
16	ALMARSDOTTIR, Isabel	10	1	0	2	13	.077	4	.308	1	0-0
9	MANKOWSKI, Sophia	8	1	0	2	8	.125	3	.375	0	0-0
7	BERGGREN, Elin	10	0	1	1	5	.000	3	.600	0	0-0
21	CHAPPELL, Kamryn	10	0	1	1	4	.000	0	.000	0	0-0
6	KOOT, Lotte	10	0	1	1	4	.000	3	.750	0	0-0
14	BOES, Skylar	6	0	1	1	0	.000	0	.000	0	0-0
12	COLLINS, Nicole	7	0	0	0	16	.000	8	.500	0	0-0
40	HILDRETH, Jaden	10	0	0	0	11	.000	4	.364	0	0-0
3	CASTALDO, Maria	10	0	0	0	10	.000	4	.400	0	0-0
27	GERIDO, Blare	10	0	0	0	9	.000	3	.333	0	0-0
4	ARNOTT, Baylee	10	0	0	0	2	.000	0	.000	0	0-0
30	SCHUBRING, Jacalyn	9	0	0	0	1	.000	0	.000	0	0-0
18	OLALEYE, Miah	6	0	0	0	1	.000	0	.000	0	0-0
22	GLAENZER, Morgan	2	0	0	0	0	.000	0	.000	0	0-0
20	BUTTRY, Allie	7	0	0	0	0	.000	0	.000	0	0-0
19	THOMAS, Lexi	7	0	0	0	0	.000	0	.000	0	0-0
Total		10	18	11	47	184	.098	94	.511	6	3-3
Opponents		10	13	6	32	132	.098	65	.492	2	2-2

#	Goalie	GP	Min.	GA	GAAvg	Saves	Pct	W-L-T	Sho
0	MYERS, Erica	10	940:00	13	1.24	52	.800	6-2-2	4/0
Total		10	940:00	13	1.24	52	.800	6-2-2	4
Opponents		10	940:00	18	1.72	76	.809	2-6-2	2

Goals by Period	1st	2nd	OT	OT2	Total
UT Martin	9	9	0	0	18
Opponents	6	7	0	0	13

Shots by Period	1st	2nd	OT	OT2	Total
UT Martin	87	79	9	9	184
Opponents	57	67	1	7	132

Saves by Period	1st	2nd	OT	OT2	Total
UT Martin	26	24	0	2	52
Opponents	41	26	5	4	76

Corners by Period	1st	2nd	OT	OT2	Total
UT Martin	26	20	4	2	52
Opponents	22	15	0	1	38

Fouls by Period	1st	2nd	OT	OT2	Total
UT Martin	47	54	4	0	105
Opponents	37	45	1	1	84

STATISTICAL LEADERS

##	Points	GP	G	A	Pts	Shots
17	HILDRETH, Jill	16	8	3	19	34
2	ROBERTS, Bella	19	6	2	14	29
44	BAURMANN, Hendrikje	19	5	4	14	20
47	ADAMS, Alice	19	4	5	13	62
12	COLLINS, Nicole	16	2	2	6	28
13	HUNT, Catey	19	2	2	6	12
4	ARNOTT, Baylee	19	2	0	4	5
30	SCHUBRING, Jacalyn	17	1	1	3	5
16	ALMARSDOTTIR, Isabel	19	1	0	2	23
9	MANKOWSKI, Sophia	16	1	0	2	9

##	Goals	GP	G	A	Pts	Shots
17	HILDRETH, Jill	16	8	3	19	34
2	ROBERTS, Bella	19	6	2	14	29
44	BAURMANN, Hendrikje	19	5	4	14	20
47	ADAMS, Alice	19	4	5	13	62
12	COLLINS, Nicole	16	2	2	6	28
13	HUNT, Catey	19	2	2	6	12
4	ARNOTT, Baylee	19	2	0	4	5
30	SCHUBRING, Jacalyn	17	1	1	3	5
9	MANKOWSKI, Sophia	16	1	0	2	9
16	ALMARSDOTTIR, Isabel	19	1	0	2	23

##	Assists	GP	G	A	Pts	Shots
47	ADAMS, Alice	19	4	5	13	62
44	BAURMANN, Hendrikje	19	5	4	14	20
17	HILDRETH, Jill	16	8	3	19	34
13	HUNT, Catey	19	2	2	6	12
2	ROBERTS, Bella	19	6	2	14	29
6	KOOT, Lotte	19	0	2	2	8
7	BERGGREN, Elin	19	0	2	2	7
12	COLLINS, Nicole	16	2	2	6	28
14	BOES, Skylar	13	0	1	1	3
30	SCHUBRING, Jacalyn	17	1	1	3	5

##	Shots	GP	G	A	Shots	Shot%
47	ADAMS, Alice	19	4	5	62	.065
17	HILDRETH, Jill	16	8	3	34	.235
2	ROBERTS, Bella	19	6	2	29	.207
12	COLLINS, Nicole	16	2	2	28	.071
16	ALMARSDOTTIR, Isabel	19	1	0	23	.043
44	BAURMANN, Hendrikje	19	5	4	20	.250
40	HILDRETH, Jaden	18	0	0	14	.000
3	CASTALDO, Maria	19	0	0	13	.000
13	HUNT, Catey	19	2	2	12	.167
27	GERIDO, Blare	17	0	0	11	.000

##	Shots on Goal	GP	G	A	Shots	SOG	SOG%
47	ADAMS, Alice	19	4	5	62	28	.452
17	HILDRETH, Jill	16	8	3	34	22	.647
2	ROBERTS, Bella	19	6	2	29	16	.552
44	BAURMANN, Hendrikje	19	5	4	20	15	.750
12	COLLINS, Nicole	16	2	2	28	12	.429
3	CASTALDO, Maria	19	0	0	13	7	.538
16	ALMARSDOTTIR, Isabel	19	1	0	23	6	.261
40	HILDRETH, Jaden	18	0	0	14	6	.429
13	HUNT, Catey	19	2	2	12	6	.500
27	GERIDO, Blare	17	0	0	11	4	.364

##	Game-winning Goals	GP	No.
44	BAURMANN, Hendrikje	19	2
47	ADAMS, Alice	19	2
17	HILDRETH, Jill	16	2
16	ALMARSDOTTIR, Isabel	19	1
4	ARNOTT, Baylee	19	1

TEAM GAME-BY-GAME

Date	Opponent	Score	G	A	Pts	Sh	Sh%	Sog	Sog%	GW	PK-Att	Min
08/22/19	ARKANSAS ST.	3-1	3	3	9	14	.214	5	.357	1	0-0	989
08/25/19	LITTLE ROCK	0-0	0	0	0	15	.000	5	.333	0	0-0	1210
8/29/19	at Evansville	1-1	1	1	3	10	.100	6	.600	0	0-0	1198
09/01/19	at WCU	4-5	4	2	10	6	.667	6	1.000	0	0-0	990
09/05/19	at Mississippi St.	0-3	0	0	0	2	.000	0	.000	0	0-0	990
09/08/19	at Middle Tenn.	2-1	2	3	7	10	.200	3	.300	1	0-0	992
09/12/19	INDIANA	1-2	1	1	3	8	.125	4	.500	0	0-0	990
09/15/19	at Wright State	2-2	2	2	6	20	.100	7	.350	0	0-0	1227
09/20/19	EASTERN ILLINOIS	0-0	0	0	0	31	.000	16	.516	0	0-0	1210
09/22/19	BELMONT	1-0	1	0	2	16	.062	4	.250	1	0-0	990
09/27/19	at Murray State	1-5	1	0	2	7	.143	1	.143	0	0-0	987
09/29/19	at Austin Peay	2-0	2	0	4	8	.250	7	.875	1	0-0	991
10/06/19	SIUE	0-3	0	0	0	20	.000	10	.500	0	0-0	991
10/11/19	at Morehead State	2-1	2	2	6	13	.154	8	.615	1	0-0	989
10/13/19	at Eastern Ky.	4-1	4	2	10	18	.222	11	.611	1	1-1	989
10/20/19	SOUTHEAST MO. ST.	2-2	2	1	5	28	.071	12	.429	0	1-1	1209
10/25/19	at Tennessee Tech	2-1	2	3	7	18	.111	12	.667	1	0-0	989
10/27/19	JACKSONVILLE ST.	4-0	4	3	11	25	.160	13	.520	1	1-1	990
11/03/19	BELMONT	2-3	2	2	6	22	.091	11	.500	0	0-0	988
		33-31	33	25	91	291	.113	141	.485	8	3-3	19909
Opponent			31	18	80	271	.114	135	.498	6	4-5	-

TEAM PER-GAME

Games played: 19

Shots per game: 15.32;Goals per game: 1.74

Assists per game: 1.32;Points per game: 4.79

Date	Opponent	Score	Minutes	GA	GAAvg	Saves	Save%	W	L	T	Sho	Faced
08/22/19	ARKANSAS ST.	3-1	90:00	1	1.00	13	.929	1	0	0	-	20
08/25/19	LITTLE ROCK	0-0	110:00	0	0.45	7	1.000	0	0	1	1	12
8/29/19	at Evansville	1-1	108:53	1	0.58	1	.500	0	0	1	-	7
09/01/19	at WCU	4-5	90:00	5	1.58	3	.375	0	1	0	-	9
09/05/19	at Mississippi St.	0-3	90:00	3	1.84	7	.700	0	1	0	-	22
09/08/19	at Middle Tenn.	2-1	90:00	1	1.71	5	.833	1	0	0	-	13
09/12/19	INDIANA	1-2	90:00	2	1.75	5	.714	0	1	0	-	24
09/15/19	at Wright State	2-2	110:00	2	1.73	6	.750	0	0	1	-	14
09/20/19	EASTERN ILLINOIS	0-0	110:00	0	1.52	3	1.000	0	0	1	1	10
09/22/19	BELMONT	1-0	90:00	0	1.38	5	1.000	1	0	0	1	11
09/27/19	at Murray State	1-5	90:00	5	1.68	7	.583	0	1	0	-	20
09/29/19	at Austin Peay	2-0	90:00	0	1.55	2	1.000	1	0	0	1	4
10/06/19	SIUE	0-3	90:00	3	1.66	7	.700	0	1	0	-	15
10/11/19	at Morehead State	2-1	90:00	1	1.61	5	.833	1	0	0	-	11
10/13/19	at Eastern Ky.	4-1	90:00	1	1.57	8	.889	1	0	0	-	17
10/20/19	SOUTHEAST MO. ST.	2-2	110:00	2	1.58	10	.833	0	0	1	-	26
10/25/19	at Tennessee Tech	2-1	90:00	1	1.55	1	.500	1	0	0	-	9
10/27/19	JACKSONVILLE ST.	4-0	90:00	0	1.47	4	1.000	1	0	0	1	7
11/03/19	BELMONT	2-3	90:00	3	1.54	5	.625	0	1	0	-	15
		33-31	1808:53	31	1.54	104	.770	8	6	5	5	266
Opponent			1808:53	33	1.54	108	.766	6	8	5	4	286

SEASON/CAREER STATISTICS

SEASON

CAREER

##	Player	gp-gs	g	a	pts	sh	sh%	gw	pk-att		gp-gs	g	a	pts	sh	sh%	gw	pk-att
17	HILDRETH, Jill	16-11	8	3	19	34	.235	2	0-0	•	16-11	8	3	19	34	.235	2	0-0
2	ROBERTS, Bella	19-16	6	2	14	29	.207	0	1-1	•	57-25	10	7	27	65	.154	2	1-1
44	BAURMANN, Hendrikje	19-11	5	4	14	20	.250	2	0-0	•	34-11	5	5	15	24	.208	2	0-0
47	ADAMS, Alice	19-19	4	5	13	62	.065	2	0-0	•	55-49	11	10	32	149	.074	4	0-0
12	COLLINS, Nicole	16-14	2	2	6	28	.071	0	0-0	•	73-60	7	6	20	106	.066	1	0-0
13	HUNT, Catey	19-16	2	2	6	12	.167	0	2-2	•	19-16	2	2	6	12	.167	0	2-2
4	ARNOTT, Baylee	19-0	2	0	4	5	.400	1	0-0	•	19-0	2	0	4	5	.400	1	0-0
30	SCHUBRING, Jacalyn	17-17	1	1	3	5	.200	0	0-0	•	54-36	1	1	3	10	.100	0	0-0
16	ALMARSDOTTIR, Isabel	19-16	1	0	2	23	.043	1	0-0	•	19-16	1	0	2	23	.043	1	0-0
9	MANKOWSKI, Sophia	16-2	1	0	2	9	.111	0	0-0	•	16-2	1	0	2	9	.111	0	0-0
6	KOOT, Lotte	19-5	0	2	2	8	.000	0	0-0	•	19-5	0	2	2	8	.000	0	0-0
7	BERGGREN, Elin	19-18	0	2	2	7	.000	0	0-0	•	19-18	0	2	2	7	.000	0	0-0
21	CHAPPELL, Kamryn	19-18	0	1	1	5	.000	0	0-0	•	58-54	1	2	4	18	.056	0	1-2
14	BOES, Skylar	13-3	0	1	1	3	.000	0	0-0	•	24-3	0	1	1	14	.000	0	0-0
40	HILDRETH, Jaden	18-2	0	0	0	14	.000	0	0-0	•	41-2	4	0	8	34	.118	1	0-0
3	CASTALDO, Maria	19-17	0	0	0	13	.000	0	0-0	•	19-17	0	0	0	13	.000	0	0-0
27	GERIDO, Blare	17-0	0	0	0	11	.000	0	0-0	•	44-5	2	1	5	27	.074	0	0-0
18	OLALEYE, Miah	13-3	0	0	0	2	.000	0	0-0	•	39-16	0	0	0	6	.000	0	0-0
20	BUTTRY, Allie	11-0	0	0	0	1	.000	0	0-0	•	11-0	0	0	0	1	.000	0	0-0
22	GLAENZER, Morgan	2-0	0	0	0	0	.000	0	0-0	•	14-2	0	0	0	1	.000	0	0-0
19	THOMAS, Lexi	7-2	0	0	0	0	.000	0	0-0	•	56-29	0	2	2	5	.000	0	0-0
0	MYERS, Erica	19-19	0	0	0	0	.000	0	0-0	•	54-5	0	0	0	0	.000	0	0-0
	Total	144	33	25	91	291	.113	8	3-3									
	Opponents	144	31	18	80	271	.114	6	4-5									

##	Goalie	gp-gs	minutes	ga	gaavg	saves	pct	w	l	t	sho	shots faced
0	MYERS, Erica	19-19	1808:53	31	1.54	104	.770	8	6	5	5	266
	Career totals	54-51	4866:20	75	1.39	224	.749	24	19	8	13	615
	Total	19	1808:53	31	1.54	104	.770	8	6	5	5	266
	Opponents	19	1808:53	33	1.64	108	.766	6	8	5	4	286



Arkansas St. (0-1) vs.
UT Martin (1-0)
Date: 08/22/19 • Attendance: 113
Weather: Clear

Po #	Player	Sh	SO	G	A	Min
gk 1	McClure, Megan	-	-	-	-	90
mid3	Brochu, Lindsey	1	-	-	1	90
mid6	MacIntosh, Victoria	-	-	-	-	82
fwd7	Sodoma, Sarah	7	7	1	-	64
mid9	Restrepo, Sophia	2	2	-	-	76
mid18	Furio, Hailey	1	-	-	-	74
def 20	O'Boye, Dana	-	-	-	-	90
def 21	Coates, Julianna	1	-	-	-	59
def 25	Minard, Riley	1	-	-	-	90
mid26	Husted, Haley	2	2	-	-	70
def 27	Maupin, Hannah	-	-	-	-	55
-- Substitutes --						
2	Smith, Olivia	1	1	-	-	48
5	Harris, Abby	-	-	-	-	32
10	Glockzin, Abigail	1	1	-	-	9
13	Moore, Peyton	-	-	-	-	16
14	Erti, Maggie	3	1	-	-	25
16	Gellis, Bailey	-	-	-	-	12
22	Karlsson, Aninica	-	-	-	-	8
Totals						
		20	14	1	1	

#	Goalkeepers	Min	GA	Saves
1	McClure, Megan	90:00	3	2

Goals by period	1	2	Total
Arkansas St.	1	0	1
UT Martin	1	2	3

Po #	Player	Sh	SO	G	A	Min
gk 0	MYERS, Erica	-	-	-	-	90
mid6	KOOT, Lotte	2	-	-	-	71
def 7	BERGGREN, Elin	-	-	-	-	57
fwd12	COLLINS, Nicole	-	-	-	1	68
mid14	BOES, Skylar	-	-	-	-	32
mid16	ALMARSDOTTIR, Isa	1	-	-	-	82
fwd17	HILDRETH, Jill	4	2	2	-	52
def 18	OLALEYE, Miah	-	-	-	-	24
def 21	CHAPPELL, Kamryn	-	-	-	-	90
def 30	SCHUBRING, Jacalyn	1	1	-	-	90
fwd47	ADAMS, Alice	2	1	-	-	70
-- Substitutes --						
2	ROBERTS, Bella	2	-	-	-	49
3	CASTALDO, Maria	-	-	-	-	66
4	ARNOTT, Baylee	-	-	-	-	8
9	MANKOWSKI, Sophia	-	-	-	-	37
13	HUNT, Catey	-	-	-	-	54
20	BUTTRY, Allie	-	-	-	-	2
27	GERIDO, Blare	-	-	-	-	19
40	HILDRETH, Jaden	1	-	-	-	16
44	BAURMANN, Hendrikj	1	1	-	-	12
Totals						
		14	5	3	3	

#	Goalkeepers	Min	GA	Saves
0	MYERS, Erica	90:00	1	13



Little Rock (0-1-1) vs.
UT Martin (1-0-1)
Date: 08/25/19 • Attendance: 123
Weather:

Po #	Player	Sh	SO	G	A	Min
gk 31	Curatolo, Julia	-	-	-	-	110
mid2	Geren, Natalee	-	-	-	-	109
def 4	Rolka, Samantha	1	-	-	-	109
def 5	Edholm, Julia	-	-	-	-	110
mid6	Smocovich, Morgan	3	2	-	-	110
fwd10	Young, Mari	-	-	-	-	89
mid13	Lucio, Abril	1	1	-	-	110
fwd18	Payer, Ziva	1	1	-	-	100
def 20	Asgeirsdottir, Bergr	1	1	-	-	88
mid25	Einarsdottir, Fanny	4	1	-	-	100
mid26	Lukas, Astros	-	-	-	-	39
-- Substitutes --						
11	Morrison, Allison	-	-	-	-	44
14	St. Mary, Kenedie	-	-	-	-	10
17	Canada, Bizzy	-	-	-	-	1
19	Laughley, Peyton	2	1	-	-	50
21	Thompson, Emma	-	-	-	-	8
24	Carmichael, Jessica	-	-	-	-	22
Totals						
		13	7	0	0	

#	Goalkeepers	Min	GA	Saves
31	Curatolo, Julia	110:00	0	5

Goals by period	1	2	OT	O2	Total
Little Rock	0	0	0	0	0
UT Martin	0	0	0	0	0

Po #	Player	Sh	SO	G	A	Min
gk 0	MYERS, Erica	-	-	-	-	110
def 3	CASTALDO, Maria	-	-	-	-	90
mid6	KOOT, Lotte	-	-	-	-	104
def 7	BERGGREN, Elin	-	-	-	-	48
fwd12	COLLINS, Nicole	2	-	-	-	81
mid14	BOES, Skylar	1	-	-	-	38
mid16	ALMARSDOTTIR, Isa	4	1	-	-	110
def 18	OLALEYE, Miah	-	-	-	-	106
def 21	CHAPPELL, Kamryn	1	-	-	-	110
fwd40	HILDRETH, Jaden	1	1	-	-	41
fwd47	ADAMS, Alice	3	2	-	-	96
-- Substitutes --						
2	ROBERTS, Bella	1	1	-	-	82
4	ARNOTT, Baylee	-	-	-	-	5
9	MANKOWSKI, Sophia	1	-	-	-	49
13	HUNT, Catey	-	-	-	-	85
20	BUTTRY, Allie	1	-	-	-	6
27	GERIDO, Blare	-	-	-	-	14
44	BAURMANN, Hendrikj	-	-	-	-	35
Totals						
		15	5	0	0	

#	Goalkeepers	Min	GA	Saves
0	MYERS, Erica	110:00	0	7



UT Martin (1-0-2) vs.
Evansville (0-2-1)
Date: 8/29/19 • Attendance: 264
Weather:

Po #	Player	Sh	SO	G	A	Min
gk 0	MYERS, Erica	-	-	-	-	109
3	CASTALDO, Maria	1	1	-	-	96
6	KOOT, Lotte	1	1	-	-	98
12	COLLINS, Nicole	1	-	-	-	100
13	HUNT, Catey	-	-	-	-	76
14	BOES, Skylar	-	-	-	-	25
16	ALMARSDOTTIR, Isa	1	-	-	-	93
17	HILDRETH, Jill	2	-	-	-	88
21	CHAPPELL, Kamryn	-	-	-	-	109
30	SCHUBRING, Jacalyn	-	-	-	-	109
47	ADAMS, Alice	3	3	-	-	95
-- Substitutes --						
2	ROBERTS, Bella	-	-	-	-	68
4	ARNOTT, Baylee	1	1	1	-	13
7	BERGGREN, Elin	-	-	-	-	61
9	MANKOWSKI, Sophia	-	-	-	-	14
27	GERIDO, Blare	-	-	-	-	21
40	HILDRETH, Jaden	-	-	-	-	16
44	BAURMANN, Hendrikj	-	-	-	-	7
Totals						
		10	6	1	1	

#	Goalkeepers	Min	GA	Saves
0	MYERS, Erica	108:53	1	1

Goals by period	1	2	OT	O2	Total
UT Martin	0	1	0	0	1
Evansville	1	0	0	0	1

Po #	Player	Sh	SO	G	A	Min
1	Till, Michaela	-	-	-	-	109
2	Blair, Morgan	-	-	-	-	109
4	Wolak, Emily	-	-	-	-	99
8	Ormson, Emily	3	1	-	-	61
12	Harvey, Mikayla	-	-	-	-	109
13	Harvey, Kristen	1	-	-	-	39
16	Hill, Emilie	-	-	-	-	109
18	Leazer, Maggie	1	-	-	-	109
19	Olson, Emily	-	-	-	-	63
21	Rodij, Sophia	-	-	-	-	91
25	Dallimore, Mandi	-	-	-	-	58
-- Substitutes --						
6	DaSilva, Amanda	-	-	-	-	10
9	Hunter, Jayme-Lee	1	1	1	-	80
10	Eyler, Alex	1	-	-	-	48
14	Kleinrichert, Karsyn	-	-	-	-	24
15	Landrum, Monique	-	-	-	-	29
22	Brown, Samantha	-	-	-	-	46
Totals						
		7	2	1	0	

#	Goalkeepers	Min	GA	Saves
1	Till, Michaela	108:53	1	4
TM	TEAM	0:00	0	1



UT Martin (1-1-2) vs.
WCU (2-1)
Date: 09/01/19 • Attendance: 225
Weather: Sunny and warm

Po #	Player	Sh	SO	G	A	Min
gk 0	MYERS, Erica	-	-	-	-	90
fwd2	ROBERTS, Bella	-	-	-	-	62
mid6	KOOT, Lotte	-	-	-	-	40
def 7	BERGGREN, Elin	-	-	-	-	66
fwd12	COLLINS, Nicole	2	2	1	-	86
mid16	ALMARSDOTTIR, Isa	1	1	-	-	90
fwd17	HILDRETH, Jill	2	2	2	-	54
def 18	OLALEYE, Miah	-	-	-	-	90
def 21	CHAPPELL, Kamryn	-	-	-	-	90
def 30	SCHUBRING, Jacalyn	-	-	-	-	90
fwd47	ADAMS, Alice	1	-	-	-	81
-- Substitutes --						
3	CASTALDO, Maria	-	-	-	-	24
4	ARNOTT, Baylee	-	-	-	-	13
9	MANKOWSKI, Sophia	-	-	-	-	24
13	HUNT, Catey	-	-	-	-	49
14	BOES, Skylar	-	-	-	-	12
20	BUTTRY, Allie	-	-	-	-	12
27	GERIDO, Blare	-	-	-	-	0
44	BAURMANN, Hendrikj	-	-	-	-	17
TM	TEAM	-	-	-	-	1
Totals						
		6	6	4	2	

#	Goalkeepers	Min	GA	Saves
0	MYERS, Erica	90:00	5	3

Goals by period	1	2	Total
UT Martin	2	2	4
WCU	4	1	5

Po #	Player	Sh	SO	G	A	Min
gk 33	Natalia Icen	-	-	-	-	90
mid4	Jordan Dawsey	-	-	-	-	82
def 5	Summit Dann	-	-	-	-	90
def 6	Maryanne Kilgore	-	-	-	-	90
mid7	Kate Swartwout	1	1	1	-	22
fwd8	Shannon Greenwood	3	2	-	-	71
mid9	Julia Winter	-	-	-	-	33
def 14	Amber Van Den Berg	-	-	-	-	38
fwd15	Reilly Nelson	-	-	-	-	90
mid17	Lindy Morgan	-	-	-	-	59
fwd23	Emily Zipay	-	-	-	-	36
-- Substitutes --						
3	Rea Syska	-	-	-	-	12
11	Payton Creed	1	1	1	-	18
13	Riley Terry	1	1	-	-	30
16	Emily Threatt	1	-	-	-	49
19	Renee Sanholtz	1	1	1	-	9
21	Ashton Cannon	-	-	-	-	19
22	Hannah McClaughert	-	-	-	-	52
25	Mackenzie Wright	1	1	1	-	34
30	Regan Ward	1	1	1	-	57
Totals						
		10	8	5	4	

#	Goalkeepers	Min	GA	Saves
33	Natalia Icen	90:00	4	2



UT Martin (1-2-2) vs.
Mississippi St. (4-1)
Date: 09/05/19 • Attendance: 416
Weather:

Po #	Player	Sh	SO	G	A	Min
gk 0	MYERS, Erica	-	-	-	-	90
fwd 2	ROBERTS, Bella	-	-	-	-	67
def 3	CASTALDO, Maria	-	-	-	-	90
def 7	BERGGREN, Elin	-	-	-	-	68
fwd 12	COLLINS, Nicole	-	-	-	-	62
mid 13	HUNT, Catey	-	-	-	-	90
mid 16	ALMARSDOTTIR, Isa	-	-	-	-	70
fwd 17	HILDRETH, Jill	-	-	-	-	61
def 21	CHAPPELL, Kamryn	-	-	-	-	90
def 30	SCHUBRING, Jacalyn	-	-	-	-	90
fwd 47	ADAMS, Alice	1	-	-	-	63
-- Substitutes --						
4	ARNOTT, Baylee	-	-	-	-	19
6	KOOT, Lotte	-	-	-	-	8
9	MANKOWSKI, Sophia	-	-	-	-	26
14	BOES, Skylar	1	-	-	-	16
18	OLALEYE, Miah	-	-	-	-	21
20	BUTTRY, Allie	-	-	-	-	15
40	HILDRETH, Jaden	-	-	-	-	24
44	BAURMANN, Hendrikj	-	-	-	-	20
Totals						
2		0	0	0		

#	Goalkeepers	Min	GA	Saves
0	MYERS, Erica	90:00	3	7

Goals by period	1	2	Total
UT Martin	0	0	0
Mississippi St.	1	2	3

Po #	Player	Sh	SO	G	A	Min
gk 1	English, Gabby	-	-	-	-	90
def 2	Strunk, Sydney	1	1	-	-	46
def 3	Tyrell, Andrea	-	-	-	-	90
def 4	Zerbel, Hailey	-	-	-	-	84
mid 5	Ward, AK	2	2	-	-	58
fwd 10	Waldner, MaKayla	3	2	2	-	65
mid 14	Johnson, Niah	-	-	-	-	82
def 15	Carrasco, Miranda	1	1	-	1	71
fwd 20	Karnley, Monigo	5	1	1	1	54
fwd 27	Farrington-Bentil, H	2	2	-	-	44
fwd 99	McGillivray, Zakirah	3	1	-	-	47
-- Substitutes --						
7	Ecchini, Onyl	-	-	-	-	24
12	Watkins, Niejia	-	-	-	-	68
13	Cotta, Madison	-	-	-	-	39
16	Stewart, Alissa	-	-	-	-	15
17	Stiglmaier, Sam	-	-	-	-	33
21	Mielke, Megan	-	-	-	1	19
26	Hernandez, Olivia	4	-	-	1	51
28	Williams, Katelyn	1	-	-	-	10
Totals						
22		10	3	4		

#	Goalkeepers	Min	GA	Saves
1	English, Gabby	90:00	0	0



UT Martin (2-2-2) vs.
Middle Tenn. (3-3)
Date: 09/08/19 • Attendance:
Weather:

UT Martin						
Po #	Player	Sh	SO	G	A	Min
gk 0	MYERS, Erica	-	-	-	-	90
fwd 2	ROBERTS, Bella	2	1	1	-	56
def 3	CASTALDO, Maria	-	-	-	-	90
def 7	BERGGREN, Elin	-	-	-	-	70
fwd 12	COLLINS, Nicole	2	-	-	-	60
mid 13	HUNT, Catey	1	-	1	90	
mid 16	ALMARSDOTTIR, Isa	1	-	-	-	71
fwd 17	HILDRETH, Jill	-	-	1	55	
def 21	CHAPPELL, Kamryn	-	-	-	-	90
def 30	SCHUBRING, Jacalyn	1	-	-	-	90
fwd 47	ADAMS, Alice	2	1	-	-	66
-- Substitutes --						
4	ARNOTT, Baylee	1	1	1	-	8
6	KOOT, Lotte	-	-	-	-	36
9	MANKOWSKI, Sophia	-	-	-	-	7
14	BOES, Skylar	-	-	-	-	7
18	OLALEYE, Miah	-	-	-	-	20
40	HILDRETH, Jaden	-	-	-	-	40
44	BAURMANN, Hendrikj	-	-	-	-	46
Totals		10	3	2	3	

#	Goalkeepers	Min	GA	Saves
0	MYERS, Erica	90:00	1	5

Goals by period	1	2	Total
UT Martin	0	2	2
Middle Tenn.	0	1	1

Middle Tenn.

Po #	Player	Sh	SO	G	A	Min
gk 1	Chalcraft, Sydney	-	-	-	-	90
def 2	Frye, Leslie	-	-	-	-	90
def 4	Riemer, Casey	1	-	-	-	90
fwd 6	Kivisto, Cambell	-	-	-	-	34
fwd 8	DeBlen, Sam	2	1	-	-	71
mid 10	Tillet, Hannah	3	1	-	-	83
fwd 13	Falter, Maddi	1	-	-	-	48
mid 17	Engelhard, Carolin	2	-	-	-	77
def 19	Francis, Jennifer	-	-	-	-	90
mid 22	Hoot, Amber	2	2	-	-	90
def 25	Manley, Caroline	-	-	-	-	90
-- Substitutes --						
5	Watts, Elizabeth	-	-	-	-	17
11	Jones, Harriet	-	-	-	-	7
14	Bonham, MacKenzie	-	-	-	-	40
15	Fletemeyer, Annica	-	-	-	-	13
18	Lennon, Miya	2	2	1	-	39
20	Slavinsky, Elizabeth	-	-	-	-	20
Totals		13	6	1	0	

#	Goalkeepers	Min	GA	Saves
1	Chalcraft, Sydney	90:00	2	1



Indiana (3-3-0) vs.
UT Martin (2-3-2)
Date: 09/12/19 • Attendance: 379
Weather:

Indiana						
Po #	Player	Sh	SO	G	A	Min
gk 1	Kopel, Bethany	-	-	-	-	90
mid 8	Lockwood, Avery	4	3	1	-	90
mid 12	Forbes, Melanie	1	-	-	-	53
def 14	Jorden, Allison	-	-	-	1	90
def 15	Nemeth, Hanna	2	-	-	-	75
mid 16	Telemaque, Bria	2	1	-	-	56
def 18	Wos, Olivia	3	2	1	-	90
fwd 19	Davidson, Chandra	3	1	-	1	72
def 21	Scott, Meghan	2	-	-	-	77
def 23	Carlson, Madeline	1	-	-	-	90
mid 29	Kalin, Alaina	2	-	-	-	90
-- Substitutes --						
13	Tottleben, Jaimie	1	-	-	-	50
22	Wampler, Megan	-	-	-	-	34
25	Kapsalis, Nicolette	3	-	-	-	33
Totals		24	7	2	2	

#	Goalkeepers	Min	GA	Saves
1	Kopel, Bethany	90:00	1	3

Goals by period	1	2	Total
Indiana	0	2	2
UT Martin	1	0	1

UT Martin						
Po #	Player	Sh	SO	G	A	Min
gk 0	MYERS, Erica	-	-	-	-	90
fwd 2	ROBERTS, Bella	-	-	-	-	92
def 3	CASTALDO, Maria	-	-	-	-	90
def 7	BERGGREN, Elin	1	-	-	-	78
fwd 12	COLLINS, Nicole	1	1	1	67	
mid 13	HUNT, Catey	1	-	-	-	87
mid 16	ALMARSDOTTIR, Isa	-	-	-	-	74
fwd 17	HILDRETH, Jill	-	-	-	-	60
def 21	CHAPPELL, Kamryn	-	-	-	-	88
def 30	SCHUBRING, Jacalyn	-	-	-	-	90
fwd 47	ADAMS, Alice	1	-	-	-	79
-- Substitutes --						
4	ARNOTT, Baylee	1	1	-	-	15
6	KOOT, Lotte	1	-	-	1	52
9	MANKOWSKI, Sophia	-	-	-	-	2
18	OLALEYE, Miah	1	1	-	-	4
27	GERIDO, Blare	-	-	-	-	16
40	HILDRETH, Jaden	1	1	-	-	24
44	BAURMANN, Hendrikj	-	-	-	-	23
Totals		8	4	1	1	

#	Goalkeepers	Min	GA	Saves
0	MYERS, Erica	90:00	2	5



UT Martin (2-3-3) vs.
Wright State (5-1-2)
Date: 09/15/19 • Attendance: 396
Weather: Cloudy 87

Ut Martin						
Po #	Player	Sh	SO	G	A	Min
gk 0	MYERS, Erica	-	-	-	-	110
2	ROBERTS, Bella	3	-	-	-	92
3	CASTALDO, Maria	-	-	-	-	110
6	KOOT, Lotte	-	-	-	-	46
7	BERGGREN, Elin	1	1	-	-	88
12	COLLINS, Nicole	1	-	-	1	108
13	HUNT, Catey	1	-	-	-	110
16	ALMARSDOTTIR, Isa	2	-	-	-	72
21	CHAPPELL, Kamryn	-	-	-	-	110
30	SCHUBRING, Jacalyn	1	1	1	1	110
47	ADAMS, Alice	7	2	-	-	110
-- Substitutes --						
4	ARNOTT, Baylee	-	-	-	-	2
14	BOES, Skylar	1	-	-	-	7
17	HILDRETH, Jill	2	2	1	-	40
18	OLALEYE, Miah	-	-	-	-	22
27	GERIDO, Blare	1	1	-	-	30
40	HILDRETH, Jaden	-	-	-	-	8
44	BAURMANN, Hendrikj	-	-	-	-	52
Totals		20	7	2	2	

#	Goalkeepers	Min	GA	Saves
0	MYERS, Erica	110:00	2	6

Goals by period	1	2	OT	O2	Total
UT Martin	0	2	0	0	2
Wright State	0	2	0	0	2

Wright State						
Po	#	Player	Sh	SO	G	A Min
gk	35	Maddie Jewell	-	-	-	110
	3	Kat Schmidt	-	-	-	110
	7	Livi Raflik	-	-	-	88
	16	Christine Ommert	-	-	-	89
	17	Andrea Gomez	1	-	-	55
	18	Naomi Guerra	-	-	-	55
	19	Josie Krupp	-	-	-	74
	22	Jordyne Helinski	3	3	-	96
	27	Destiny Johnson	4	2	1	77
	29	Madeline Crandall	-	-	-	108
	51	Alysha Harmer	-	-	-	33
-- Substitutes --						
	6	Ell Schneider	-	-	-	21
	10	Michelle Ringers	1	1	1	57
	11	Lena Jenssen	-	-	-	18
	13	Reagan Clark	-	-	-	81
	14	Sydni Callahan	1	1	1	21
	21	Mikaylee Zeurcher	-	-	-	33
	23	Kaylin Helinski	1	-	-	7
	25	Brittney Petrosky	4	1	1	77
Totals			15	8	2	1

#	Goalkeepers	Min	GA	Saves
35	Maddie Jewell	110:00	2	5



UT MARTIN

0

FINAL / 20'

0

EASTERN ILLINOIS

Eastern Illinois (1-4-1, 0-0-1 OVC) vs.
UT Martin (2-3-4, 0-0-1 OVC)
Date: 09/20/19 • Attendance: 112
Weather:

Eastern Illinois

Po #	Player	Sh	SO	G	A	Min
gk 36	Teteak, Sara	-	-	-	-	110
mid2	Corcoran, Angela	-	-	-	-	104
def 4	Munoz, Eva	1	-	-	-	110
mid5	Ketterhagen, Lexi	3	-	-	-	110
mid7	Aguero, Itxaso	-	-	-	-	110
fwd8	Barrío, Pilar	-	-	-	-	30
fwd9	DeWolf, Sarah	1	1	-	-	110
def 14	Wharton, Victoria	-	-	-	-	110
mid21	Balcerak, Kenzie	1	-	-	-	110
def 27	Carlson, Lindsey	-	-	-	-	110
def 28	Pappas, Rachel	-	-	-	-	110
-- Substitutes --						
6	Renick, Haylee	-	-	-	-	26
22	Anuci, Nicoletta	4	2	-	-	60
Totals		10	3	0	0	

#	Goalkeepers	Min	GA	Saves
36	Teteak, Sara	110:00	0	16

Goals by period	1	2	OT	O2	Total
Eastern Illinois	0	0	0	0	0
UT Martin	0	0	0	0	0

UT Martin

Po #	Player	Sh	SO	G	A	Min
gk 0	MYERS, Erica	-	-	-	-	110
fwd2	ROBERTS, Bella	-	-	-	-	79
def 3	CASTALDO, Maria	4	1	-	-	110
def 7	BERGGREN, Elin	1	-	-	-	82
fwd12	COLLINS, Nicole	4	2	-	-	94
mid13	HUNT, Catey	1	1	-	-	96
mid16	ALMARSDOTTIR, Isa	3	2	-	-	70
def 21	CHAPPELL, Kamryn	2	-	-	-	110
def 30	SCHUBRING, Jacalyn	5	3	-	-	110
fwd44	BAURMANN, Hendrikj	5	3	-	-	83
fwd47	ADAMS, Alice	6	3	-	-	92
-- Substitutes --						
4	ARNOTT, Baylee	-	-	-	-	24
6	KOOT, Lotte	1	1	-	-	42
14	BOES, Skylar	-	-	-	-	21
20	BUTTRY, Allie	-	-	-	-	6
27	GERIDO, Blare	4	3	-	-	50
40	HILDRETH, Jaden	-	-	-	-	31
Totals		31	16	0	0	

#	Goalkeepers	Min	GA	Saves
0	MYERS, Erica	110:00	0	3



UT MARTIN

1

FINAL

0

BELMONT

Belmont (1-6-2, 0-2-0 OVC) vs.
UT Martin (3-3-4, 1-0-1 OVC)
Date: 09/22/19 • Attendance: 117
Weather:

Belmont

Po #	Player	Sh	SO	G	A	Min
gk 1	Herman, Lily	-	-	-	-	90
mid3	Nowak, Avery	1	-	-	-	90
mid8	Hawkins, Anna Brock	1	-	-	-	62
def 9	Parsons, Grace	-	-	-	-	71
def 10	Maitland, Shannon	-	-	-	-	62
fwd11	Fallon, Claire	-	-	-	-	83
mid12	Firek, Mackenzie	-	-	-	-	74
fwd15	Garst, Julie	5	3	-	-	63
mid17	Cason, Sydney	-	-	-	-	59
def 21	Vernon, Rachel	-	-	-	-	74
fwd24	Hewitt, Paige	1	1	-	-	49
-- Substitutes --						
5	Ziesig, Kameron	-	-	-	-	39
7	Dorenkott, Taylor	-	-	-	-	31
13	Monis, Kayla	-	-	-	-	31
18	Clements, Niki	3	1	-	-	35
19	Poynter, Haley	-	-	-	-	27
23	Abdoney, Emily	-	-	-	-	27
29	Patterson, Erin	-	-	-	-	24
Totals		11	5	0	0	

#	Goalkeepers	Min	GA	Saves
1	Herman, Lily	90:00	1	3

Goals by period	1	2	Total
Belmont	0	0	0
UT Martin	1	0	1

UT Martin

Po #	Player	Sh	SO	G	A	Min
gk 0	MYERS, Erica	-	-	-	-	90
fwd2	ROBERTS, Bella	1	1	-	-	63
def 3	CASTALDO, Maria	-	-	-	-	90
def 7	BERGGREN, Elin	1	-	-	-	71
fwd12	COLLINS, Nicole	3	1	-	-	64
mid13	HUNT, Catey	-	-	-	-	84
mid16	ALMARSDOTTIR, Isa	1	-	-	-	61
def 21	CHAPPELL, Kamryn	1	-	-	-	90
def 30	SCHUBRING, Jacalyn	-	-	-	-	90
fwd44	BAURMANN, Hendrikj	3	2	1	-	70
fwd47	ADAMS, Alice	3	-	-	-	75
-- Substitutes --						
4	ARNOTT, Baylee	-	-	-	-	16
6	KOOT, Lotte	-	-	-	-	15
14	BOES, Skylar	-	-	-	-	21
18	OLALEYE, Miah	-	-	-	-	19
20	BUTTRY, Allie	-	-	-	-	6
27	GERIDO, Blare	3	-	-	-	30
40	HILDRETH, Jaden	-	-	-	-	35
Totals		16	4	1	0	

#	Goalkeepers	Min	GA	Saves
0	MYERS, Erica	90:00	0	5



UT MARTIN

1

FINAL

5

MURRAY STATE

UT Martin (3-4-4, 1-1-1 OVC) vs.
Murray State (5-5-0, 2-0-0 OVC)
Date: 09/27/19 • Attendance: 252
Weather:

UT Martin

Po #	Player	Sh	SO	G	A	Min
gk 0	MYERS, Erica	-	-	-	-	90
fwd2	ROBERTS, Bella	-	-	-	-	58
def 3	CASTALDO, Maria	-	-	-	-	83
def 7	BERGGREN, Elin	-	-	-	-	76
fwd12	COLLINS, Nicole	1	-	-	-	50
mid13	HUNT, Catey	-	-	-	-	67
mid16	ALMARSDOTTIR, Isa	-	-	-	-	58
def 21	CHAPPELL, Kamryn	-	-	-	-	90
def 30	SCHUBRING, Jacalyn	-	-	-	-	72
fwd44	BAURMANN, Hendrikj	-	-	-	-	47
fwd47	ADAMS, Alice	3	1	1	-	62
-- Substitutes --						
4	ARNOTT, Baylee	2	-	-	-	24
6	KOOT, Lotte	-	-	-	-	20
9	MANKOWSKI, Sophia	-	-	-	-	26
14	BOES, Skylar	-	-	-	-	20
17	HILDRETH, Jill	-	-	-	-	33
18	OLALEYE, Miah	-	-	-	-	18
19	THOMAS, Lexi	-	-	-	-	7
20	BUTTRY, Allie	-	-	-	-	17
22	GLAENZER, Morgan	-	-	-	-	7
27	GERIDO, Blare	1	-	-	-	29
40	HILDRETH, Jaden	-	-	-	-	33
Totals		7	1	1	0	

#	Goalkeepers	Min	GA	Saves
0	MYERS, Erica	90:00	5	7

Murray State

Po #	Player	Sh	SO	G	A	Min
gk 23	Rosell, Jasmine	-	-	-	-	90
def 4	Young, Saraya	-	-	-	-	83
fwd5	Watford, Miyah	6	3	1	-	65
fwd7	Mendez, Arianna	-	-	-	-	63
mid9	Jones, Abby	1	1	-	-	69
def 10	Heckman, Izzy	2	2	-	-	79
def 11	Hasch, Karsyn	-	-	-	-	90
def 14	Morche, Joselle	2	1	-	-	82
mid19	Cooper, Symone	2	-	-	-	57
fwd20	Kubin, Rebecca	2	2	1	-	57
mid21	Bodker, Grace	-	-	-	-	81
-- Substitutes --						
13	Payne, Lauren	1	-	-	-	31
16	Samisch, Allison	-	-	-	-	33
24	Tilton, Elizabeth	3	2	2	-	43
25	Heise, Emma	1	1	1	-	33
28	Greer, Parker	-	-	-	-	15
29	Zimmerman, Ashley	-	-	-	-	19
Totals		20	12	5	3	

#	Goalkeepers	Min	GA	Saves
23	Rosell, Jasmine	90:00	1	0



UT MARTIN

2

FINAL

0

AUSTIN PEAY

UT Martin (4-4-4, 2-1-1 OVC) vs.
Austin Peay (1-6-3, 0-2-1 OVC)
Date: 09/29/19 • Attendance:
Weather:

UT Martin

Po #	Player	Sh	SO	G	A	Min
gk 0	MYERS, Erica	-	-	-	-	90
fwd2	ROBERTS, Bella	1	1	-	-	55
def 3	CASTALDO, Maria	-	-	-	-	90
def 7	BERGGREN, Elin	-	-	-	-	67
fwd9	MANKOWSKI, Sophia	-	-	-	-	54
fwd12	COLLINS, Nicole	1	1	-	-	85
mid13	HUNT, Catey	2	1	-	-	62
def 21	CHAPPELL, Kamryn	-	-	-	-	73
def 30	SCHUBRING, Jacalyn	-	-	-	-	90
fwd44	BAURMANN, Hendrikj	4	4	2	-	60
fwd47	ADAMS, Alice	-	-	-	-	59
-- Substitutes --						
4	ARNOTT, Baylee	-	-	-	-	19
6	KOOT, Lotte	-	-	-	-	43
16	ALMARSDOTTIR, Isa	-	-	-	-	45
17	HILDRETH, Jill	-	-	-	-	34
19	THOMAS, Lexi	-	-	-	-	9
27	GERIDO, Blare	-	-	-	-	17
40	HILDRETH, Jaden	-	-	-	-	39
Totals		8	7	2	0	

#	Goalkeepers	Min	GA	Saves
0	MYERS, Erica	90:00	0	2

Austin Peay

Po #	Player	Sh	SO	G	A	Min
gk 1	Powell, Mary Parker	-	-	-	-	45
def 2	Gemza, Abigail	1	1	-	-	55
10	Drawdy, Morgan	-	-	-	-	56
11	Kraft, Kaylee	-	-	-	-	57
12	Semaan, Renee	-	-	-	-	28
15	Larose, Claire	2	1	-	-	55
16	Kelly, Maeve	-	-	-	-	24
21	Dees, Meghan	-	-	-	-	34
23	Fisher, Melody	-	-	-	-	64
24	Kenward, Katie	-	-	-	-	63
25	Whittaker, Ashley	-	-	-	-	63
-- Substitutes --						
0	Powell, Peyton	-	-	-	-	45
3	McKeon, Delanie	-	-	-	-	27
5	Roberts, Karley	-	-	-	-	62
6	Dall, Jisela	-	-	-	-	27
8	Hawcroft, Ellie	-	-	-	-	6
9	Roth, Gybson	-	-	-	-	41
13	MPhie, Anna	-	-	-	-	42
14	Voerman, Dagmar	-	-	-	-	6
17	Therrell, Abby	-	-	-	-	59
20	Bradberry, Rachel	-	-	-	-	22
27	Masowski, Alexandra	1	-	-	-	56
28	Espinoza, Celeste	-	-	-	-	19
29	Cardinal, Gwynevere	-	-	-	-	34
Totals		4	2	0	0	

#	Goalkeepers	Min	GA	Saves
1	Powell, Mary Parker	0:00	2	2
0	Powell, Peyton	90:00	0	3



SIUE (4-5-3, 2-2-2 OVC) vs.
UT Martin (4-5-4, 2-2-1 OVC)
Date: 10/06/19 • Attendance: 212
Weather:

SIUE					
Po #	Player	Sh	SO	G	A Min
gk 30	Schoch, Jensen	-	-	-	90
mid2	Frerker, Andrea	-	-	-	49
mid8	Dutko, Emma	1	1	-	50
mid10	Jostes, Becca	2	-	-	47
def 12	Danielson, Megan	-	-	-	68
def 14	Diekema, Myah	-	-	-	86
def 15	Royal, Alexis	-	-	-	54
fwd17	Litzsinger, Mackenzi	5	5	1	58
fwd20	Benning, Courtney	-	-	-	43
mid21	Ikedda, Angel	2	1	1	62
def 24	Ehrsam, Emma	-	-	-	34
-- Substitutes --					
3	Cash, Tamia	1	1	-	56
5	Guardado, Ashley	2	1	-	24
6	Mushill, Mallory	-	-	-	4
7	Schmieders, Lily	-	-	-	33
9	Klipsch, Kayla	1	-	1	36
11	Wendt, Allison	-	-	-	50
13	Keeven, Megan	1	1	1	40
16	DiNardo, Amanda	-	-	-	37
18	Harris, Lydia	-	-	-	14
22	Mahoney, Katie	-	-	-	14
27	Vollmer, Courtney	-	-	-	36
28	Magnoni, Sarah	-	-	-	4
Totals					
		15	10	3	1

#	Goalkeepers	Min	GA	Saves
30	Schoch, Jensen	90:00	0	10

Goals by period				1	2	Total
SIUE				2	1	3
UT Martin				0	0	0

UT Martin					
Po #	Player	Sh	SO	G	A Min
gk 0	MYERS, Erica	-	-	-	90
fwd2	ROBERTS, Bella	3	2	-	58
def3	CASTALDO, Maria	-	-	-	79
def7	BERGGREN, Elin	2	2	-	74
fwd9	MANKOWSKI, Sophia	-	-	-	37
fwd12	COLLINS, Nicole	2	1	-	76
mid13	HUNT, Catey	-	-	-	52
def21	CHAPPELL, Kamryn	1	-	-	68
def30	SCHUBRING, Jacalyn	1	-	-	90
fwd44	BAURMANN, Hendrikj	2	1	-	54
fwd47	ADAMS, Alice	2	1	-	64
-- Substitutes --					
4	ARNOTT, Baylee	-	-	-	4
6	KOOT, Lotte	-	-	-	37
16	ALMARSDOTTIR, Isa	1	-	-	53
17	HILDRETH, Jill	3	2	-	52
18	OLALEYE, Miah	1	-	-	29
19	THOMAS, Lexi	-	-	-	11
20	BUTTRY, Allie	-	-	-	5
27	GERIDO, Blare	1	-	-	32
40	HILDRETH, Jaden	1	1	-	26
Totals					
		20	10	0	0

#	Goalkeepers	Min	GA	Saves
0	MYERS, Erica	90:00	3	7



UT Martin (5-5-4, 3-2-1 OVC) vs.
Morehead State (4-9-1, 2-3-1 OVC)
Date: 10/11/19 • Attendance: 216
Weather: 75 Degrees, Overcast

UT Martin					
Po #	Player	Sh	SO	G	A Min
gk 0	MYERS, Erica	-	-	-	90
2	ROBERTS, Bella	2	2	1	78
3	CASTALDO, Maria	1	1	-	90
7	BERGGREN, Elin	-	-	1	90
13	HUNT, Catey	-	-	-	83
16	ALMARSDOTTIR, Isa	2	-	-	79
17	HILDRETH, Jill	2	2	-	67
21	CHAPPELL, Kamryn	-	-	-	90
30	SCHUBRING, Jacalyn	-	-	-	90
44	BAURMANN, Hendrikj	1	1	-	73
47	ADAMS, Alice	4	2	1	80
-- Substitutes --					
4	ARNOTT, Baylee	-	-	-	3
6	KOOT, Lotte	-	-	-	12
9	MANKOWSKI, Sophia	-	-	-	14
14	BOES, Skylar	-	-	-	7
27	GERIDO, Blare	-	-	-	17
40	HILDRETH, Jaden	1	-	-	26
Totals					
		13	8	2	2

#	Goalkeepers	Min	GA	Saves
0	MYERS, Erica	90:00	1	5

Goals by period				1	2	Total
UT Martin				1	1	2
Morehead State				0	1	1

Morehead State					
Po #	Player	Sh	SO	G	A Min
0	LANDMAN, Kayla	-	-	-	90
3	BURDINE, Caitlyn	-	-	-	45
4	KAYS, Evan	-	-	-	51
5	WEBER, Ellie	-	-	-	90
10	LARBS, Kate	2	2	-	62
11	QUINN, Katie	-	-	-	74
12	PALMER, Nicole	6	3	1	90
16	SETTERS, Katelynn	-	-	-	79
20	KIPER, Eva	1	-	-	62
27	NASTASI, Gabby	1	1	-	80
30	KIOLBASSA, Katie	1	-	-	90
-- Substitutes --					
6	NELSON, Haley	-	-	-	16
7	RITCHIE, Ashley	-	-	-	20
14	KUNZ, Lauryn	-	-	-	47
17	VANHOOVE, Abby	1	-	-	28
18	LOGSDON, Holly	-	-	-	25
25	WILLIAMS, Tia	-	-	-	28
Totals					
		12	6	1	0

#	Goalkeepers	Min	GA	Saves
0	LANDMAN, Kayla	90:00	2	6



UT Martin (6-5-4, 4-2-1) vs.
Eastern Ky. (4-11, 2-5)
Date: 10/13/19 • Attendance: 320
Weather:

UT Martin					
Po #	Player	Sh	SO	G	A Min
gk 0	MYERS, Erica	-	-	-	90
fwd2	ROBERTS, Bella	-	-	1	69
def3	CASTALDO, Maria	1	-	-	86
def7	BERGGREN, Elin	-	-	-	79
mid13	HUNT, Catey	1	1	1	90
fwd17	HILDRETH, Jill	4	3	2	57
def21	CHAPPELL, Kamryn	-	-	-	90
def30	SCHUBRING, Jacalyn	-	-	-	86
fwd40	HILDRETH, Jaden	3	1	-	42
fwd44	BAURMANN, Hendrikj	1	1	-	61
fwd47	ADAMS, Alice	4	4	1	56
-- Substitutes --					
4	ARNOTT, Baylee	-	-	-	10
6	KOOT, Lotte	1	1	-	19
9	MANKOWSKI, Sophia	3	-	-	28
14	BOES, Skylar	-	-	-	8
16	ALMARSDOTTIR, Isa	-	-	-	51
18	OLALEYE, Miah	-	-	-	11
19	THOMAS, Lexi	-	-	-	4
20	BUTTRY, Allie	-	-	-	5
22	GLAENZER, Morgan	-	-	-	4
27	GERIDO, Blare	-	-	-	43
Totals					
		18	11	4	2

#	Goalkeepers	Min	GA	Saves
0	MYERS, Erica	90:00	1	8

Goals by period				1	2	Total
UT Martin				1	3	4
Eastern Ky.				0	1	1

Eastern Ky.					
Po #	Player	Sh	SO	G	A Min
gk 1	Aguirre, Zoe	-	-	-	90
2	Wolski, Marian	1	-	-	77
3	Barcelona, Lauren	1	-	-	45
5	Shaffer, Katie	-	-	-	90
fwd7	Anderson, Audrey	-	-	-	61
mid8	Kirk, Ali	1	1	-	74
9	Manfre, Rachele	1	1	-	72
10	Julien, Alyssa	1	-	-	36
15	Hicks, Claire	-	-	-	77
def19	Jucker, Rylie	1	-	-	77
21	Lanter, Baylee	-	-	-	37
-- Substitutes --					
6	Rios, Monica	1	1	-	67
12	Eastes, Sam	-	-	-	26
14	Heslop, Larissa	-	-	-	53
20	Iacono, Michaela	4	3	-	26
22	Kemp, Sidney	3	2	1	34
25	McMillan, Taran	-	-	-	6
26	Thompson, Kylie	3	1	-	42
Totals					
		17	9	1	1

#	Goalkeepers	Min	GA	Saves
1	Aguirre, Zoe	90:00	4	7



Southeast Mo. St. (9-4-1, 6-1-1) vs.
UT Martin (6-5-5, 4-2-2)
Date: 10/20/19 • Attendance: 273
Weather:

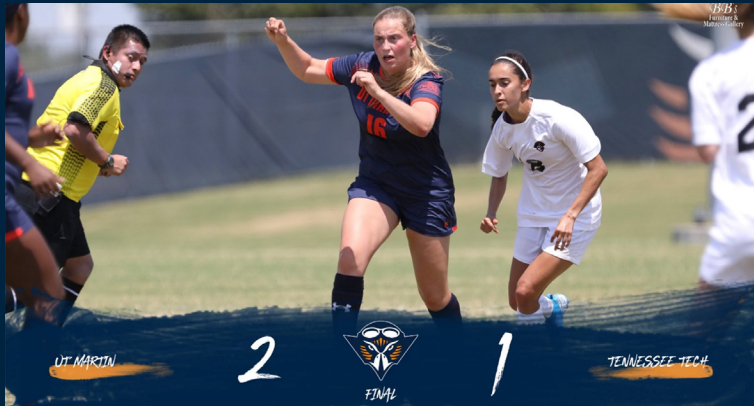
Southeast Mo. St.					
Po #	Player	Sh	SO	G	A Min
gk 0	Redden, Bailey	-	-	-	110
fwd3	Welker, Lauren	1	-	-	54
mid4	Compennolle, Hanna	-	-	-	61
mid7	Block, Hailey	6	5	1	86
mid11	Gonzales, Esmie	5	1	1	99
fwd12	Tomsu, Cassidi	2	1	-	107
14	Hacker, Alexis	-	-	-	100
def19	Nelson, Jordan	1	1	-	38
mid22	Grote, Lexi	1	1	-	50
fwd23	Brien, Jennifer	-	-	-	68
mid27	Jackson, Natalie	-	-	-	110
-- Substitutes --					
5	Holten, Emily	1	1	-	56
6	Johnson, Mariah	1	1	-	11
8	Lever, Katie	3	-	-	31
9	Tremain, Abby	1	-	-	50
13	Jones, Kennedy	-	-	-	33
16	Heisserer, Megan	5	1	-	63
17	Senatoro, Siena	-	-	-	72
20	Daus, Kate	-	-	-	10
Totals					
		27	12	2	0

#	Goalkeepers	Min	GA	Saves
0	Redden, Bailey	110:00	2	10

Goals by period				1	2	OT	O2	Total
Southeast Mo. St.				1	1	0	0	2
UT Martin				1	1	0	0	2

UT Martin					
Po #	Player	Sh	SO	G	A Min
gk 0	MYERS, Erica	-	-	-	110
fwd2	ROBERTS, Bella	5	1	1	95
def3	CASTALDO, Maria	2	2	-	110
def7	BERGGREN, Elin	-	-	-	110
mid13	HUNT, Catey	1	1	1	105
mid16	ALMARSDOTTIR, Isa	3	-	-	86
fwd17	HILDRETH, Jill	7	5	-	79
def19	THOMAS, Lexi	-	-	-	73
def21	CHAPPELL, Kamryn	-	-	-	110
fwd44	BAURMANN, Hendrikj	-	-	-	77
fwd47	ADAMS, Alice	5	2	-	103
-- Substitutes --					
4	ARNOTT, Baylee	-	-	-	5
6	KOOT, Lotte	-	-	-	24
9	MANKOWSKI, Sophia	1	1	-	35
18	OLALEYE, Miah	-	-	-	37
27	GERIDO, Blare	-	-	-	19
40	HILDRETH, Jaden	4	-	-	31
Totals					
		28	12	2	1

#	Goalkeepers	Min	GA	Saves
0	MYERS, Erica	110:00	2	10



UT Martin (7-5-5, 5-2-2) vs.
Tennessee Tech (6-6-5, 4-2-3)
Date: 10/25/19 • Attendance: 122
Weather: High 50s, light-moderate showers

UT Martin					
Po #	Player	Sh	SO	G	A Min
gk 0	MYERS, Erica	-	-	-	90
f 2	ROBERTS, Bella	3	3	-	77
d 3	CASTALDO, Maria	-	-	-	90
d 7	BERGGREN, Elin	1	1	-	90
mf 13	HUNT, Catey	-	-	-	73
mf 16	ALMARSDOTTIR, Isa	2	1	1	58
f 17	HILDRETH, Jill	-	-	1	56
d 21	CHAPPELL, Kamryn	-	-	1	86
d 30	SCHUBRING, Jacalyn	-	-	-	90
f 44	BAURMANN, Hendrikj	2	2	1	51
f 47	ADAMS, Alice	2	-	-	60
-- Substitutes --					
4	ARNOTT, Baylee	-	-	-	9
6	KOOT, Lotte	2	1	-	13
9	MANKOWSKI, Sophia	2	1	-	30
12	COLLINS, Nicole	2	1	-	30
19	THOMAS, Lexi	-	-	-	4
20	BUTTRY, Allie	-	-	-	4
27	GERIDO, Blare	-	-	-	48
40	HILDRETH, Jaden	2	2	-	30
Totals					
		18	12	2	3

#	Goalkeepers	Min	GA	Saves
0	MYERS, Erica	90:00	1	1

Goals by period				1	2	Total
UT Martin				1	1	2
Tennessee Tech				0	1	1

Tennessee Tech					
Po #	Player	Sh	SO	G	A Min
gk 1	AUSTIN, Isabelle	-	-	-	90
d 2	SHIPLEY, Kaitie	1	1	1	90
f 3	SMITH, Chloe	-	-	-	56
d 12	CARTER, Macy	-	-	-	90
f 13	VICSEK, Nora	1	-	-	90
f 15	IVEY, Meg	1	-	-	61
f 18	GRIMES, Ashley	-	-	-	27
mf 19	TAYLOR, Bailey	-	-	-	83
mf 21	MAROLT, Tina	1	-	-	90
mf 23	POWELL, Kendall	-	-	-	90
d 25	BLOW, Rachel	1	1	1	90
-- Substitutes --					
4	BEREDA, Cassidy	4	-	-	55
6	BAIN, Katie	-	-	-	8
8	BLOCK, Sarah	-	-	-	63
9	CROXALL, Anna	-	-	-	7
Totals					
		9	2	1	1

#	Goalkeepers	Min	GA	Saves
1	AUSTIN, Isabelle	90:00	2	10



Jacksonville St. (4-14-0, 1-9) vs.
UT Martin (8-5-5, 6-2-2)
Date: 10/27/19 • Attendance: 271
Weather:

Jacksonville St.					
Po #	Player	Sh	SO	G	A Min
gk 00	Lerch, Morgan	-	-	-	90
def 3	Pallister, Alicia	1	1	-	90
def 5	Eads, Briana	-	-	-	90
fwd 10	Bagozzi, Cynthia	3	2	-	90
fwd 15	Clarke, Gabriel	-	-	-	90
fwd 16	Kucko, Reilly	1	1	-	52
def 17	Luque, Anna	-	-	-	90
fwd 18	Gibbs, Auset	1	-	-	73
fwd 19	Meadows, Emma	-	-	-	90
fwd 20	Carden, Cheyenne	1	-	-	90
mid 22	Papa, Julia	-	-	-	78
-- Substitutes --					
8	Romano, Kalea	-	-	-	17
11	Thomas, Ali	-	-	-	50
Totals					
		7	4	0	0

#	Goalkeepers	Min	GA	Saves
00	Lerch, Morgan	90:00	4	9

Goals by period				1	2	Total
Jacksonville St.				0	0	0
UT Martin				1	3	4

UT Martin					
Po #	Player	Sh	SO	G	A Min
gk 0	MYERS, Erica	-	-	-	90
fwd 2	ROBERTS, Bella	2	1	1	66
def 3	CASTALDO, Maria	2	-	-	65
def 7	BERGGREN, Elin	-	-	-	78
fwd 12	COLLINS, Nicole	3	2	-	81
mid 13	HUNT, Catey	4	2	-	38
mid 16	ALMARSDOTTIR, Isa	1	1	-	48
def 19	THOMAS, Lexi	-	-	-	46
def 30	SCHUBRING, Jacalyn	-	-	-	90
fwd 44	BAURMANN, Hendrikj	-	-	1	33
fwd 47	ADAMS, Alice	8	4	1	66
-- Substitutes --					
4	ARNOTT, Baylee	-	-	-	13
6	KOOT, Lotte	-	-	-	1
9	MANKOWSKI, Sophia	2	1	1	24
14	BOES, Skylar	-	-	-	1
17	HILDRETH, Jill	3	2	1	54
18	OLALEYE, Miah	-	-	-	12
20	BUTTRY, Allie	-	-	-	12
21	CHAPPELL, Kamryn	-	-	-	58
27	GERIDO, Blare	-	-	-	31
40	HILDRETH, Jaden	-	-	-	24
Totals					
		25	13	4	3

#	Goalkeepers	Min	GA	Saves
0	MYERS, Erica	90:00	0	4



Belmont (7-8-4) vs.
UT Martin (8-6-5)
Date: 11/03/19 • Attendance: 213
Weather:

Belmont					
Po #	Player	Sh	SO	G	A Min
gk 1	Herman, Lily	-	-	-	90
mid 3	Nowak, Avery	2	1	1	90
fwd 5	Ziesig, Kameron	-	-	-	80
fwd 8	Hawkins, Anna Brock	-	-	-	90
def 9	Parsons, Grace	-	-	-	90
def 10	Maitland, Shannon	-	-	-	90
fwd 11	Fallon, Claire	-	-	-	90
fwd 15	Garst, Julie	8	4	2	83
mid 18	Clements, Niki	4	2	-	83
def 21	Vernon, Rachel	-	-	-	90
fwd 29	Patterson, Erin	1	1	-	51
-- Substitutes --					
7	Dorenkott, Taylor	-	-	-	6
12	Firek, Mackenzie	-	-	-	22
19	Poynter, Haley	-	-	-	30
24	Hewitt, Paige	-	-	-	6
Totals					
		15	8	3	0

#	Goalkeepers	Min	GA	Saves
1	Herman, Lily	90:00	2	7
TM	TEAM	0:00	0	2

Goals by period				1	2	Total
Belmont				1	2	3
UT Martin				1	1	2

UT Martin					
Po #	Player	Sh	SO	G	A Min
gk 0	MYERS, Erica	-	-	-	90
fwd 2	ROBERTS, Bella	4	3	2	86
def 3	CASTALDO, Maria	2	2	-	90
def 7	BERGGREN, Elin	-	-	-	90
mid 13	HUNT, Catey	-	-	-	90
mid 16	ALMARSDOTTIR, Isa	-	-	-	37
fwd 17	HILDRETH, Jill	5	2	-	79
def 21	CHAPPELL, Kamryn	-	-	-	86
def 30	SCHUBRING, Jacalyn	1	1	-	81
fwd 44	BAURMANN, Hendrikj	1	-	-	67
fwd 47	ADAMS, Alice	5	2	-	68
-- Substitutes --					
4	ARNOTT, Baylee	-	-	-	4
6	KOOT, Lotte	-	-	-	7
9	MANKOWSKI, Sophia	-	-	-	17
12	COLLINS, Nicole	3	1	-	51
27	GERIDO, Blare	1	-	-	30
40	HILDRETH, Jaden	-	-	-	15
Totals					
		22	11	2	2

#	Goalkeepers	Min	GA	Saves
0	MYERS, Erica	90:00	3	5





UT MARTIN
RECORD BOOK

UT MARTIN HALL OF FAME



Started: 1983



First Inductees: Floyd Burdette, Robert Carroll, Bobby Fowler, H. Kirk Grantham, Leonard Hamilton, Julian Nunamaker, Pat Head Summitt and J. Frank Taylor.

Purpose: To identify and honor in a permanent manner those individuals who have achieved excellence in athletics at the University of Tennessee at Martin along with those others who have contributed greatly to the advancement of athletics at the university.

Qualifications: An athlete must have earned at least two letters in one sport or one letter in two sports at UT Martin. A coach or athletic administrator must have attained excellence deserving induction while a member of the staff at UT Martin. While an athlete need not have graduated from UT Martin to qualify for induction, there is a waiting period of five years following an athlete's final season of competition before he/she can be considered for induction.

DANI MYRICK DEVORE, CLASS OF 2015

Myrick-Devore's presence is still felt throughout the Skyhawk soccer record book, as she is the career leader in points (91), goals (35), assists (21) and game-winning goals (eight). A three-time All-OVC honoree under head coach Nathan Pifer, Myrick-Devore also is the record holder for points in a single season (39 as a freshman in 2002) and points in a single match (eight in 2002) while she was the first player in program history to rack up two career hat tricks (both in 2002). The Midwest City, Okla. native is the first soccer player enshrined into the UT Martin Athletics Hall of Fame.



KATIE BEHRENS, CLASS OF 2016

Behrens (2004-07) is the only Skyhawk in program history to earn All-OVC accolades in all four seasons and is one of only five players in school history to earn All-OVC first team accolades twice in a career. The Sioux Falls, SD native led the team in scoring in each of her final two seasons and helped pace UT Martin to its first 10-win season in program history while also garnering All-OVC Tournament honors in 2007. She ranks in the top-five in school history in games started (73), points (55), goals (22) and shots (244).

SKYHAWKS OF DISTINCTION

OVC COACH OF THE YEAR



NATHAN PIFER
2002



PHIL McNAMARA
2012 & 2018

OVC OFFENSIVE PLAYER OF THE YEAR



RIANNA JARRETT
2014



AMY MCGIVERN
2018

OVC DEFENSIVE PLAYER OF THE YEAR



DANIELLE ROGERS
2009



MELISSA GOVEA
2011



KACI MITCHELL
2018

OVC FRESHMAN OF THE YEAR



SAPHYRA COOMBS JAMES
2012

ALL-OVC FIRST TEAM

Joanna Maas.....	1998
Kim Thompson.....	1998
Caryn Scheufler.....	2002
Dani Myrick.....	2002, 2003
Kindal Keim.....	2003
Jamie Ohlheiser.....	2004
Katie Behrens.....	2006, 2007
Danielle Rogers.....	2008, 2009
Brooke Robertson.....	2009, 2011
Melissa Govea.....	2011
Saphyra Coombs-James.....	2012
Ashley Reveiz.....	2012
Hannah McGowen.....	2012
Mariah Klenke.....	2012, 2013
Aoife Lennon.....	2013
Hannah Fessenden.....	2013
Dominika Conc.....	2014
Amy Maksimowicz.....	2014
Rianna Jarrett.....	2014
Maggie Burkett.....	2015
Rebecca Starnes.....	2015
Amy McGivern.....	2016, 2018
Danae Kaldaridou.....	2017, 2018
Kaci Mitchell.....	2018
Erica Myers.....	2018
Maria Castaldo.....	2019

ALL-OVC SECOND TEAM

Kelli Armstrong.....	1999
Paige Robinson.....	2000
Amanda Cadell.....	2000
Meghan McMullen.....	2001
Caryn Scheufler.....	2001
Meghann Jordan.....	2002
Jamie Ohlheiser.....	2003
Dani Myrick.....	2005
Katie Behrens.....	2004
Katie Behrens.....	2005
Jamie Price.....	2007
Kendyl Wilson.....	2009
Rosaelia Loza.....	2010
Sam Dunn.....	2010
Alyssa Curtis.....	2012, 2013
Saphyra Coombs-James.....	2015
Skyor Keane.....	2018
Bella Roberts.....	2019
Elin Berggren.....	2019

ALL-OVC THIRD TEAM

Tavi Renier.....	2002
Sherrie Weeks.....	2002
Lindsey Tilk.....	2003
Katie Jackson.....	2003

OVC ALL-NEWCOMER TEAM

Cara Sullivan.....	2006
Melissa Govea.....	2008
Kelly Ann Hutchinson.....	2008
Kendyl Wilson.....	2009
Aubrey Buehler.....	2009
Rosaelia Loza.....	2010
Sam Dunn.....	2010
Amy Maksimowicz.....	2011
Midori Sera.....	2011
Saphyra Coombs-James.....	2012
Ashley Reveiz.....	2012
Aoife Lennon.....	2013
Ellie Myrick.....	2013
Rianna Jarrett.....	2014
Taylor Fry.....	2014
Maggie Burkett.....	2015
Lisa Schmieder.....	2015
Rebecca Starnes.....	2015
Danae Kaldaridou.....	2016
Kamryn Chappell.....	2017
Skylor Keane.....	2018
Sam Kelly.....	2018
Maria Castaldo.....	2019
Elin Berggren.....	2019

ALL-OVC HONORABLE MENTION

Lisa de la Mothe.....	1998
Kim Thompson.....	1999
Amanda Cadell.....	2001
Sherrie Weeks.....	2001

*Was replaced by All-OVC Newcomer Team prior to 2005 season

SKYHAWKS OF DISTINCTION

OVC ALL-TOURNAMENT MVP

Lucy Pater	2011
Mariah Klenke	2012

OVC ALL-TOURNAMENT

Kitty Trent	2002
Caryn Scheufler	2002
Katie Behrens	2007
Jamie Price	2007
Danielle Rogers	2008
Kelly Ann Hutchinson	2008
Jamie Furstenberg	2008
Sophie Cox	2009
Nuala Deans	2009
Rosaelia Loza	2011
Mariah Klenke	2011
Melissa Govea	2011
Lucy Pater (MVP)	2011
Mariah Klenke (MVP)	2012
Lucy Pater	2012
Amy Maksimowicz	2012
Mary Thompson	2012
Hannah Fessenden	2013
Aoife Lennon	2013
Lucy Pater	2013
Sara Ketis	2018
Jacalyn Schubring	2018
Danae Kadaridou	2018


OVC SCHOLAR-ATHLETE

Jaime Furstenberg	2009-10
-------------------------	---------

OVC MEDAL OF HONOR (4.0 GPA)

Kimberly Thompson	1999-00
Marione Parson	2001-02
Ginger Parson	2002-03
Lindsey Tilk	2002-03, 03-04
Rachel Callahan	2003-04
Kimberly Hood	2004-05
Ginger Schmitt	2004-05
Megan Dempsey	2005-06
Jamie Furstenberg	2007-08, 08-09
Marissa Wood-Sternburgh	2008-09
Nuala Deans	2009-10
Dominika Conc	2011-12, 12-13, 13-14, 14-15
Amy Maksimowicz	2011-12
Hannah Fessenden	2013-14
Lucy Pater	2014-15
Danae Kaldaridou	2018-19
Bianca McFarland	2018-19

OVC TOURNAMENT MVP



LUCY PATER
2011

OVC TOURNAMENT MVP



MARIAH KLENKE
2012

OVC SCHOLAR ATHLETE



JAIME FURSTENBERG
2009-10

OVC OFFENSIVE PLAYER OF THE WEEK

Kim Thompson	10/12/1998
Dani Myrick	10/7/2002
Dani Myrick	10/14/2002
Katie Jackson	9/22/2003
Katie Jackson	10/27/2003
Katie Jackson	8/30/2005
Katie Jackson	10/4/2005
Katie Behrens	9/18/2007
Katie Imperiale	8/26/2008
Alex Windell	9/22/2009
Jenni Duffy	10/5/2010
Rosaelia Loza	9/6/2011
Kendyl Wilson	9/11/2012
Hannah McGowen	10/2/2012
Saphyra Coombs-James	10/16/12
Abi Sanvee	10/30/12
Ashlie Watson	9/2/2014
Rianna Jarrett	10/28/2014
Saphyra Coombs-James	8/25/2015
Lisa Schmieder	9/29/2015
Danae Kaldaridou	9/6/2016
Amy McGivern	10/11/2016
Danae Kaldaridou	8/22/2017
Amy McGivern	9/5/2017
Amy McGivern	10/9/2018
Amy McGivern	10/16/2018

OVC DEFENSIVE PLAYER OF THE WEEK

Megan Dempsey	9/8/2003
Megan Dempsey	10/6/2003
Jamie Price	10/31/2006
Sophie Cox	10/23/2007
Danielle Rogers	9/2/2008
Kelly Ann Hutchinson	9/9/2008
Danielle Rogers	10/28/2008
Danielle Rogers	9/15/2009
Danielle Rogers	9/22/2009
Stephanie Nilica	10/13/2009
Stephanie Nilica	9/21/2010
Amy Maksimowicz	8/23/2011
Lucy Pater	10/15/2013
Lucy Pater	9/2/2014
Saphyra Coombs-James	9/9/2014
Amy Maksimowicz	9/23/2014
Rebecca Starnes	11/3/2015
Kaci Mitchell	10/10/2017
Kaci Mitchell	10/2/2018

OVC GOALKEEPER PLAYER OF THE WEEK

Cara Sullivan	9/19/2006
Cara Sullivan	10/10/2006
Cara Sullivan	10/17/2006
Johanna Rathbun	9/16/2008
Aubrey Buehler	11/3/2009
Lauren MacKenzie	9/14/2010
Mariah Klenke	8/23/2011
Mariah Klenke	9/2/2014
Mariah Klenke	9/9/2014
Mariah Klenke	9/23/2014
MaKenzie Crawford	9/29/2015
Erica Myers	9/19/2017
Erica Myers	8/27/2019
Erica Myers	9/24/2019

INDIVIDUAL SEASON RECORDS

POINTS

1.	Dani Myrick	39, 2002
2.	Rianna Jarrett	38, 2014
3.	Katie Jackson	35, 2003
4.	Amy McGivern	29, 2018
	Dani Myrick	29, 2003
6.	Saphyra Coombs-James	24, 2012
7.	Rosaelia Loza	22, 2011
	Katie Jackson	22, 2005
	Ashlie Watson	22, 2014
10.	Dani Myrick	21, 2005
	Katie Behrens	21, 2007

GOALS

1.	Rianna Jarrett	17, 2014
2.	Dani Myrick	16, 2002
	Katie Jackson	16, 2003
4.	Amy McGivern	14, 2018
5.	Dani Myrick	11, 2003
6.	Saphyra Coombs-James	10, 2012
7.	Rosaelia Loza	9, 2011
	Katie Jackson	9, 2005
9.	Dani Myrick	8, 2005
	Katie Behrens	8, 2007
	Rosaelia Loza	8, 2010
	Jill Hildreth	8, 2019

ASSISTS

1.	Hannah McGowen	10, 2011
2.	Katelyn Colvin	8, 2017
	Ashlie Watson	8, 2014
4.	Kendyl Wilson	7, 2012
	Dani Myrick	7, 2003
	Dani Myrick	7, 2002
7.	Hannah McGowen	6, 2012
	Kendyl Wilson	6, 2011
	Kindal Keim	6, 2003
10.	Alice Adams	5, 2019
	Saphyra Coombs-James	5, 2015
	Amanda Cadell	5, 2001
	Tavi Renier	5, 2002
	Dani Myrick	5, 2005
	Kindal Keim	5, 2005
	Katie Behrens	5, 2007

SHOTS

1.	Rianna Jarrett	112, 2014
2.	Rosaelia Loza	79, 2011
3.	Katie Behrens	75, 2007
4.	Amy McGivern	71, 2017
5.	Sherrie Weeks	69, 2002
6.	Amy McGivern	68, 2018
7.	Katie Behrens	67, 2005
8.	Saphyra Coombs-James	65, 2015
	Katie Behrens	65, 2006
10.	Dani Myrick	63, 2005

GAME-WINNING GOALS

1.	Amy McGivern	6, 2018
2.	Rianna Jarrett	5, 2014
3.	Abi Sanvee	4, 2013
	Brooke Robertson	4, 2008
	Katie Imperiale	4, 2008
	Katie Jackson	4, 2003
	Dani Myrick	4, 2003
8.	12 tied	3



Dani Myrick (2002-05) set the program record for points in a single season in 2002, scoring 39 points with 16 goals and seven assists.



Hannah McGowen (2010-13) set the program single-season assist mark with 10 in 2011. She ranks second in program history with 19 career assists.



Amy McGivern (2015-18) was named the 2018 OVC Offensive Player of the Year after scoring 14 goals - including a program-record six game-winners.

SAVES

1.	Paige Robinson	186, 2000
2.	Cara Sullivan	147, 2006
3.	Caryn Scheufler	144, 2001
4.	Megan Dempsey	119, 2003
5.	Caryn Scheufler	116, 2002
6.	Mariah Klenke	113, 2014
7.	Erica Myers	104, 2019
8.	Mariah Klenke	95, 2012
9.	Jane Carroll	94, 1999
10.	Mariah Klenke	90, 2013

VICTORIES BY GOALKEEPER

1.	Mariah Klenke	12, 2012
	Mariah Klenke	12, 2014
3.	Erica Myers	11, 2018
4.	Mariah Klenke	10, 2011
5.	Mariah Klenke	9, 2013
	Aubrey Buehler	9, 2009
	Johanna Rathbun	9, 2008
	Johanna Rathbun	9, 2007
	Megan Dempsey	9, 2003
	Caryn Scheufler	9, 2002
10.	Erica Myers	8, 2019
	Lauren MacKenzie	8, 2010

SHUTOUTS

1.	Mariah Klenke	7, 2013
	Cara Sullivan	7, 2006
	Lauren MacKenzie	7, 2010
4.	Erica Myers	6, 2018
	Mariah Klenke	6, 2012
	Mariah Klenke	6, 2014
7.	Erica Myers	5, 2019
	Aubrey Buehler	5, 2009
	Johanna Rathbun	5, 2008
	Johanna Rathbun	5, 2007
	Nichole Keltz	5, 2001

LOWEST GOALS AGAINST AVERAGE

1.	Johanna Rathbun	0.67, 2008
2.	Erica Myers	0.82, 2018
3.	Aubrey Buehler	0.84, 2009
4.	Johanna Rathbun	0.91, 2007
5.	Mariah Klenke	0.92, 2014
6.	Mariah Klenke	0.96, 2013
	Mariah Klenke	0.96, 2012
8.	Lauren MacKenzie	1.01, 2010
9.	Megan Dempsey	1.15, 2003
10.	Mariah Klenke	1.21, 2011

SAVES PER GAME AVERAGE

1.	Paige Robinson	10.33, 2000
2.	Caryn Scheufler	8.47, 2001
3.	Nichole Keltz	8.00, 1999
4.	Cara Sullivan	7.74, 2006
5.	Paige Robinson	6.92, 1999
6.	Caryn Scheufler	6.44, 2002
7.	Megan Dempsey	6.26, 2003
8.	Jane Carroll	5.88, 1999
9.	Mariah Klenke	5.65, 2014
10.	Erica Myers	5.47, 2019

INDIVIDUAL CAREER RECORDS

MATCHES PLAYED

1. Amy Maksimowicz	86
Dominika Conc	86
3. Alyssa Curtis	85
4. Hannah McGowen (2010-13)	83
5. Abi Sanvee (2010-13)	82
Lucy Pater (2011-14)	82
7. Kendyl Wilson (2009-12)	79
8. Saphyra Coombs-James (2012-16)	77
Mariah Klenke (2011-14)	77
10. Melissa Govea (2008-11)	76
Caitlin Smith (2005-08)	76

MATCHES STARTED

1. Amy Maksimowicz (2011-14)	85
2. Alyssa Curtis (2011-14)	76
3. Caitlin Smith (2005-08)	75
4. Lindsey Tilk (2002-05)	73
Sherrie Weeks (1999-02)	73
Katie Behrens (2004-07)	73
Lucy Pater (2011-14)	73
8. Rachel Callahan (2001-04)	72
9. Melissa Govea (2008-11)	71
Sophie Cox (2006-09)	71

POINTS

1. Dani Myrick (2002-05)	91
2. Katie Jackson (2002-05)	70
3. Saphyra Coombs-James (2012-16)	66
4. Amy McGivern (2015-18)	60
5. Katie Behrens (2004-07)	55
6. Danae Kaldaridou (2016-18)	44
7. Sherrie Weeks (1999-02)	40
8. Kendyl Wilson (2009-12)	39
9. Abi Sanvee (2010-2013)	38
Rosaelia Loza (2010-11)	38
Kindal Keim (2003-05)	38
Rianna Jarrett (2014)	38

GOALS

1. Dani Myrick (2002-05)	35
2. Katie Jackson (2002-05)	31
3. Saphyra Coombs-James (2012-16)	28
4. Amy McGivern (2015-18)	26
5. Katie Behrens (2004-07)	22
6. Abi Sanvee (2010-13)	18
7. Dane Kaldaridou (2016-18)	17
Rosaelia Loza (2010-11)	17
Rianna Jarrett (2014)	17
10. Sherrie Weeks (1999-00)	16

ASSISTS

1. Dani Myrick (2002-05)	21
2. Hannah McGowen (2010-13)	19
3. Kendyl Wilson (2009-2012)	17
4. Katelyn Colvin (2015-Present)	16
5. Kindal Keim (2003-05)	12
Jenni Duffy (2007-10)	12
7. Katie Behrens (2004-07)	11
Dominika Conc (2011-14)	11
9. Danae Kaldaridou (2016-18)	10
Saphyra Coombs-James (2012-16)	10
Ashlie Watson (2012-14)	10



Amy Maksimowicz (2011-14) ranks as the program leader in matches played (86) and matches started (85) along with an All-OVC first team selection.

SHOTS

1. Katie Behrens (2004-07)	244
2. Amy McGivern (2015-Present)	210
3. Dani Myrick (2002-05)	186
4. Alyssa Curtis (2011-2014)	184
5. Katie Jackson (2002-05)	181
6. Saphyra Coombs-James (2012-16)	175
Sherrie Weeks (1999-02)	175
8. Hannah McGowen (2010-13)	157
9. Alice Adams (2017-Present)	149
10. Dominika Conc (2011-14)	135

GAME-WINNING GOALS

1. Amy McGivern (2015-18)	8
Saphyra Coombs-James (2012-16)	8
Abi Sanvee (2010-13)	8
Dani Myrick (2002-05)	8
5. Alyssa Curtis (2011-14)	6
Brooke Robertson (2008-11)	6
Katie Jackson (2002-05)	6
8. Rosaelia Loza (2010-11)	5
Katie Imperiale (2008-11)	5
Jamie Price (2004-07)	5
Rianna Jarrett (2014)	5



Mariah Klenke (2011-14) leads the Skyhawks in matches played, minutes played, saves, shutouts and victories as a goalkeeper

MATCHES PLAYED (GOALKEEPER)

1. Mariah Klenke (2011-2014)	68
2. Megan Dempsey (2002-05)	66
3. Erica Myers (2017-Present)	54
4. Makenzie Crawford (2015-18)	39
5. Caryn Scheufler (2001-02)	35
6. Lauren MacKenzie (2010-11)	33
Johanna Rathbun (2007-08)	33
8. Paige Robinson (1999-00)	30
9. Jane Carroll (1999-00)	28
10. Cara Sullivan (2006-07)	22

MINUTES BY GOALKEEPER

1. Mariah Klenke (2011-2014)	6523:39
2. Erica Myers (2017-Present)	4866:20
3. Megan Dempsey (2002-05)	4635:26
4. Caryn Scheufler (2001-02)	2968:25
5. Johanna Rathbun (2007-08)	2888:20
6. Lauren MacKenzie (2010-11)	2638:13
7. Makenzie Crawford (2015-18)	2956:38
8. Paige Robinson (1999-00)	2139:00
9. Cara Sullivan (2006-07)	2110:00
10. Aubrey Buehler (2009)	1400:31

SAVES

1. Mariah Klenke (2011-2014)	346
2. Paige Robinson (1999-00)	269
3. Caryn Scheufler (2001-02)	260
4. Megan Dempsey (2002-05)	259
5. Erica Myers (2017-Present)	224
6. Cara Sullivan (2006-07)	154
7. Lauren MacKenzie (2010-11)	150
8. Makenzie Crawford (2015-18)	145
9. Nichole Keltz (1998-01)	130
10. Jane Carroll (1999-00)	123

SHUTOUTS

1. Mariah Klenke (2011-2014)	21
2. Erica Myers (2017-Present)	13
3. Lauren MacKenzie (2010-11)	10
Johanna Rathbun (2007-08)	10
5. Cara Sullivan (2006-07)	8
6. Megan Dempsey (2002-05)	7
7. Caryn Scheufler (2001-02)	5
Nichole Keltz (1999-01)	5
Aubrey Buehler (2009)	5
10. Makenzie Crawford (2015-18)	3

VICTORIES BY GOALKEEPER

1. Mariah Klenke (2011-2014)	43
2. Erica Myers (2017-Present)	24
3. Megan Dempsey (2002-05)	19
4. Johanna Rathbun (2007-08)	18
5. Caryn Scheufler (2001-02)	14
6. Makenzie Crawford (2015-18)	12
Lauren MacKenzie (2010-11)	12
8. Aubrey Buehler (2009)	9
9. Cara Sullivan (2006-07)	6
10. Nichole Keltz (1999-01)	5

GOALS AGAINST AVERAGE

1. Johanna Rathbun (2007-08)	0.78
2. Aubrey Buehler (2009)	0.84
3. Mariah Klenke (2011-2014)	0.99
4. Lauren MacKenzie (2010-11)	1.16
5. Cara Sullivan (2006-07)	1.29
6. Erica Myers (2017-Present)	1.39
7. Megan Dempsey (2002-05)	1.51
8. Allison Cofer (2005)	1.72
9. Caryn Scheufler (2001-02)	2.00
10. Makenzie Crawford (2015-18)	2.25

INDIVIDUAL GAME/TEAM RECORDS

INDIVIDUAL GAME RECORDS POINTS

Rk.	Pts	Name	Year
1.	8	Dani Myrick vs. Morehead State	2002
	8	Kim Thompson vs. North Alabama	1998
3.	7	Katie Jackson vs. Eastern Kentucky	2005
4.	6	Amy McGivern vs. Austin Peay	2018
	6	Abi Sanvee vs. Tennessee Tech	2012
	6	Dani Myrick vs. Austin Peay	2002
	6	Rianna Jarrett at Belmont	2014
	6	Rianna Jarrett vs. Eastern Kentucky	2014

GOALS

Rk.	G	Name	Year
1.	4	Kim Thompson vs. North Alabama	1998
	3	Amy McGivern vs. Austin Peay	2018
	3	Abi Sanvee vs. Tennessee Tech	2012
	3	Katie Jackson vs. Eastern Kentucky	2005
	3	Dani Myrick vs. Morehead State	2002
	3	Dani Myrick vs. Austin Peay	2002
	3	Rianna Jarrett at Belmont	2014
	3	Rianna Jarrett vs. Eastern Kentucky	2014



Kim Thompson set a program record with four goals against North Alabama in 1998, a record which has stood for over 20 years.

ASSISTS

Rk.	A	Name	Year
1.	3	Jenni Duffy vs. Bacone	2007
	3	Katie Behrens vs. Bacone	2007
	3	Tavi Renier at Belmont	2002
4.	2	25 tied	

SHOTS

Rk.	Sh	Name	Year
1.	14	Amy McGivern vs. Chattanooga	2017
2.	12	Rianna Jarrett vs. Tennessee Tech	2014
	12	Sherrie Weeks at Lipscomb	2002
4.	11	Rianna Jarrett vs. Indiana State	2014
5.	10	Amy McGivern vs. Eastern Kentucky	2018
	10	Alice Adams vs. SIUE	2017
	10	Saphyra Coombs-James vs. Morehead State	2016
	10	Katie Behrens vs. Eastern Kentucky	2007
	10	Katie Behrens vs. Arkansas State	2006
	10	Katie Behrens vs. Murray State	2005

SAVES

Rk.	Sv	Name	Year
1.	18	Jane Carroll vs. Tennessee Tech	1999
	18	Caryn Scheufler vs. Missouri State	2001
3.	17	Cara Sullivan vs. Samford	2006
4.	16	Nicole Keltz vs. Eastern Illinois	1999
5.	14	Caryn Scheufler vs. Belmont	2001
	14	Megan Dempsey at Jacksonville State	2003
7.	13	Erica Myers vs. Arkansas State	2019
	13	Lauren MacKenzie at CSU Bakersfield	2010
9.	12	Caryn Scheufler vs. Eastern Illinois	2002
	12	Cara Sullivan at Morehead State	2006

TEAM SEASON RECORDS

Matches Played	23	2011
Victories	15	2018
Highest Winning Percentage	.815	2018
Lowest Winning Percentage	.000	(0-18 in 2000)
Defeats	19	1999
Ties	5	2006, 2019
Longest Winning Streak	7	2012, 2013
Longest Losing Streak	18	Aug. 26 - Nov. 1, 2000
Longest Unbeaten Streak	14	2018
Longest Home Winning Streak	10	Aug. 26-Nov. 2, 2018
Longest Home Losing Streak	13	Oct. 29, 1999 - Sept. 12, 2001
Longest Road Winning Streak	5	Sept. 16, 2018-Currently
Longest Road Losing Streak	34	Sept. 6, 1998 - Sept. 8, 2001
Longest Shutout Streak	677: 13	(88th minute vs. Austin Peay, [Oct. 1, 2006] through 25th minute at Eastern Illinois [Oct. 31, 2006], parts of eight matches)
Longest Scoreless Streak	360: 00	(1st minute vs. Valparaiso [Sept. 24, 2000] through 90th minute vs. Tennessee Tech [Oct. 1, 2000], parts of four matches)
Points	128	2018
Fewest Points	24	2000
Goals	49	2018
Fewest Goals	9	2000
Assists	35	2012
Fewest Assists	5	2006
Shots	401	2018
Fewest Shots	98	2000
Shutouts	8	2007, 2009, 2010, 2012, 2013
Fewest Shutouts	0	1999
Goalkeeper Saves	225	1999
Fewest Goalkeeper Saves	42	2018
Lowest Goals Against Average	0.65	2008
Most Overtime Matches	6	2006, 2017
Most Consecutive Overtime Matches	4	2005
All-Time Record in Overtime Matches	19-17-35	(.514)

TEAM GAME RECORDS POINTS

Rk.	Pts	Name	Year
1.	25	vs. Jackson State	2018
2.	23	vs. Bacone	2007
3.	20	vs. Mississippi Valley State	2012
	20	vs. Christian Brothers	2007
	20	vs. Belmont	2003

GOALS

Rk.	G	Name	Year
1.	10	Jackson State	2018
2.	8	vs. Bacone	2007
	8	vs. Christian Brothers	2007
	8	vs. Belmont	2003
5.	7	at Lambuth	2007
	7	vs. Morehead State	2005

ASSISTS

Rk.	A	Name	Year
1.	8	vs. Mississippi Valley State	2012
	8	vs. Bacone	2007
	8	vs. Christian Brothers	2007
4.	7	at Lambuth	2007
	6	vs. Eastern Kentucky	2011

SHOTS

Rk.	Sh	Name	Year
1.	42	Union	2018
	42	vs. Southeast Missouri	2015
3.	39	vs. Southeast Missouri	2013
	39	vs. Mississippi Valley State	2008
5.	38	Jackson State	2018
	38	vs. Belmont	2003
	38	vs. Indiana State	2014

FEWEST SHOTS ALLOWED

Rk.	Sh	Name	Year
1.	0	vs. Missouri-Kansas City	2009
	0	vs. Bethel (TN)	2015
3.	1	vs. Bacone	2007
	1	vs. Christian Brothers	2007
	1	at Jackson State	2002

SAVES

Rk.	Sv	Name	Year
1.	20	vs. Samford	2006
2.	19	at Christian Brothers	2001
3.	18	vs. Southwest Missouri	2001
4.	14	vs. Colorado	2013
	14	at Jacksonville State	2003
	14	vs. Belmont	2001



Cara Sullivan tallied 17 of a school-record 20 saves against Samford back in 2006.

YEARLY LEADERS

SCORING LEADERS

Year	Name	GP	Shots	G	A	PTS
1998	Kim Thompson	17	27	6	3	15
1999	Kelli Armstrong	19	19	6	1	13
2000	Lydia Lloyd	16	10	2	1	5
2001	Sherri Weeks	18	36	7	1	15
2002	Dani Myrick	19	55	16	7	39
2003	Katie Jackson	19	62	16	3	35
2004	Kindal Keim	17	36	5	1	11
2005	Katie Jackson	19	22	9	4	22
2006	Katie Behrens	18	65	5	1	11
2007	Katie Behrens	19	75	8	5	21
2008	Brooke Robertson	18	17	4	1	9
2009	Kendyl Wilson	16	21	4	1	9
2010	Rosaelia Loza	18	50	8	0	16
2011	Rosaelia Loza	23	79	9	4	22
2012	Saphyra Coombs-James	20	39	10	4	24
2013	Abi Sanvee	21	25	5	1	11
2014	Rianna Jarrett	20	112	17	4	38
2015	Saphyra Coombs-James	19	65	7	5	19
2016	Saphyra Coombs-James	18	58	6	1	13
2017	Danae Kaldaridou	20	41	7	4	18
2018	Amy McGivern	17	68	14	1	29
2019	Jill Hildreth	16	34	8	3	19



Rianna Jarrett shattered the program's season shot record with an OVC record 112 shot attempts while tallying a school-record 17 goals along with four assists for 38 points in 2014.

GOALKEEPING LEADERS

Year	Name	GP	Minutes	Saves	GA	Save%	GAA	ShO	W-L-T
1998	Nikki Ammons	14	775:00	79	45	.436	5.23	0	0-8-0
1999	Paige Robinson	12	752:00	83	36	.359	4.31	0	0-8-0
2000	Paige Robinson	18	1387:00	186	86	.425	4.80	0	0-18-0
2001	Caryn Scheufler	17	1446:40	144	42	.774	2.61	2	4-14-0
2002	Caryn Scheufler	18	1521:45	116	24	.829	1.42	3	6-5-3
2003	Megan Dempsey	19	1640:45	119	21	.850	1.15	4	9-5-2
2004	Megan Dempsey	17	1585:39	83	33	.716	1.87	2	4-11-2
2005	Megan Dempsey	18	1121:58	39	19	.672	1.52	1	6-6-0
2006	Cara Sullivan	19	1840:00	147	27	.845	1.32	7	5-9-5
2007	Johanna Rathbun	16	1279:30	55	13	.809	0.91	5	9-3-2
2008	Johanna Rathbun	17	1608:50	66	12	.846	0.67	5	9-3-3
2009	Aubrey Buehler	16	1400:31	46	13	.780	0.84	5	9-7-0
2010	Lauren MacKenzie	18	1608:08	89	18	.832	1.01	7	8-8-2
2011	Mariah Klenke	16	1119:46	48	15	.762	1.21	2	10-3-0
2012	Mariah Klenke	21	1866:35	95	20	.826	0.96	6	12-6-3
2013	Mariah Klenke	20	1687:18	90	18	.833	0.96	7	9-9-1
2014	Mariah Klenke	20	1857:01	113	19	.856	0.92	6	12-6-2
2015	MaKenzie Crawford	18	1424:57	68	34	.667	2.15	3	5-10-1
2016	MaKenzie Crawford	13	996:27	62	48	.660	2.89	0	1-9-0
2017	Erica Myers	19	1748:01	85	32	.726	1.65	2	5-11-2
2018	Erica Myers	16	1309:26	35	12	.745	0.82	6	11-2-1
2019	Erica Myers	19	1808:53	104	31	.770	1.54	5	8-6-5

SEASON-BY-SEASON TOTALS

Year	Matches	Minutes	Shots	Goals	Assists	Points	Saves	GA	GAA	ShO	W-L-T
1998	17	1549:00	360	12	5	29	143	91	5.35	0	2-15-0
1999	20	1834:00	162	20	12	52	225	96	4.71	0	1-19-0
2000	18	1620:00	98	9	6	24	215	86	4.78	0	0-18-0
2001	18	1621:44	131	19	12	50	174	61	3.39	2	4-14-0
2002	19	1808:49	318	46	28	120	135	29	1.44	4	9-7-3
2003	19	1795:45	288	43	27	113	137	26	1.30	5	9-7-3
2004	17	1585:39	255	16	14	46	85	33	1.87	2	4-11-2
2005	19	1751:15	363	44	26	114	84	31	1.59	6	9-10-0
2006	19	1840:00	215	14	5	33	153	27	1.32	7	5-9-5
2007	19	1775:03	329	39	20	98	73	19	0.96	8	10-6-3
2008	19	1798:50	342	21	18	60	71	12	0.67	7	10-5-4
2009	16	1450:20	211	24	17	65	47	13	0.81	8	9-7-0
2010	18	1692:53	257	19	17	55	90	19	1.01	8	8-8-2
2011	23	2149:51	383	43	34	120	110	31	1.30	7	14-7-2
2012	22	2042:31	348	45	35	125	117	21	0.93	8	13-6-3
2013	21	1954:42	337	25	15	65	105	22	1.01	8	11-9-1
2014	20	1857:01	364	41	29	111	113	19	0.92	6	12-6-2
2015	19	1736:37	275	25	17	67	86	41	2.12	3	7-11-1
2016	18	1626:27	250	22	16	60	107	48	2.66	1	4-13-0
2017	20	1883:01	333	28	23	79	96	35	1.67	2	6-11-3
2018	19	1730:00	401	49	30	128	42	17	0.88	7	15-3-1
2019	19	1808:53	291	33	25	91	104	31	1.54	5	8-6-5

ALL-TIME SERIES RESULTS

AKRON

UT Martin leads 1-0-0

Sept. 19, 2015	Nashville, Tenn.	W, 2-1 (OT)
----------------	------------------	-------------

ALABAMA

Alabama leads 2-0-0

Sept. 30, 2001	at Tuscaloosa, Ala.	L, 5-0
Nov. 3, 2002	Martin, Tenn.	L, 3-0

ALABAMA A&M

UT Martin leads 1-0-0

Aug. 28, 2008	Martin, Tenn.	W, 2-1
---------------	---------------	--------

APPALACHIAN STATE

Appalachian State leads 1-0-0

Oct. 9, 1999	at Morehead, Ky.	L, 5-0
--------------	------------------	--------

ARKANSAS-PINE BLUFF

UT Martin leads 2-0-0

Oct. 15, 2010	at Pine Bluff, Ark.	W, 1-0
Aug. 19, 2011	Martin, Tenn.	W, 5-1

ARKANSAS STATE

UT Martin leads 8-4-1

Oct. 19, 2001	at Jonesboro, Ark.	W, 1-0
Oct. 8, 2002	Martin, Tenn.	W, 5-2
Sept. 7, 2003	at Jonesboro, Ark.	W, 1-0
Sept. 12, 2004	Martin, Tenn.	W, 2-1
Sept. 18, 2005	at Jonesboro, Ark.	L, 3-2 (OT)
Sept. 10, 2006	Martin, Tenn.	W, 2-1
Sept. 21, 2007	at Jonesboro, Ark.	W, 2-0
Aug. 22, 2010	at Jonesboro, Ark.	T, 2-2 (OT)
Sept. 2, 2011	Martin, Tenn.	W, 4-2
Sept. 7, 2012	at Jonesboro, Ark.	L, 4-1
Sept. 8, 2017	Martin, Tenn.	L, 2-0
Aug. 16, 2018	at Jonesboro, Ark.	L, 2-0
Aug. 22, 2019	Martin, Tenn.	W, 3-1

AUSTIN PEAY

UT Martin leads 12-5-2

Sept. 29, 2002	Martin, Tenn.	W, 4-0
Oct. 24, 2003	at Clarksville, Tenn.	W, 2-1
Oct. 22, 2004	Martin, Tenn.	W, 2-1 (OT)
Sept. 25, 2005	at Clarksville, Tenn.	L, 2-1 (OT)
Oct. 1, 2006	Martin, Tenn.	L, 3-1
Oct. 14, 2007	at Clarksville, Tenn.	W, 1-0
Oct. 26, 2008	Martin, Tenn.	T, 1-1
Oct. 25, 2009	at Clarksville, Tenn.	W, 3-0
Oct. 1, 2010	Martin, Tenn.	W, 1-0
Sept. 25, 2011	at Clarksville, Tenn.	W, 2-0
Sept. 28, 2012	Martin, Tenn.	W, 2-1
Nov. 4, 2012*	Martin, Tenn.	W, 2-0
Sept. 27, 2013	at Clarksville, Tenn.	L, 2-1
Oct. 26, 2014	Martin, Tenn.	W, 4-2
Oct. 4, 2015	at Clarksville, Tenn.	L, 3-1
Sept. 30, 2016	Martin, Tenn.	L, 4-3
Oct. 8, 2017	at Clarksville, Tenn.	T, 2-2 (OT)
Oct. 14, 2018	Martin, Tenn.	W, 5-0
Sept. 29, 2019	at Clarksville, Tenn.	W, 2-0

BACONE

UT Martin leads 1-0-0

Sept. 14, 2007	Martin, Tenn.	W, 8-0
----------------	---------------	--------

BELMONT

Series tied 10-10-0

Oct. 14, 1998	at Nashville, Tenn.	L, 6-0
Sept. 4, 1999	Martin, Tenn.	L, 5-1
Oct. 7, 2000	at Nashville, Tenn.	L, 3-1
Sept. 12, 2001	Martin, Tenn.	L, 3-2
Oct. 16, 2002	at Nashville, Tenn.	W, 4-1
Sept. 17, 2003	Martin, Tenn.	W, 6-0
Sept. 1, 2004	at Nashville, Tenn.	W, 2-1

Sept. 16, 2005	Martin, Tenn.	W, 3-2 (2OT)
Aug. 25, 2006	at Nashville, Tenn.	L, 4-1
Aug. 29, 2008	Martin, Tenn.	L, 1-0
Aug. 30, 2009	at Nashville, Tenn.	L, 2-1
Oct. 21, 2012	at Nashville, Tenn.	W, 1-0
Oct. 20, 2013	Martin, Tenn.	W, 2-0
Oct. 24, 2014	at Nashville, Tenn.	W, 4-2
Oct. 18, 2015	Martin, Tenn.	W, 3-1
Oct. 7, 2016	at Nashville, Tenn.	L, 1-0
Oct. 6, 2017	Martin, Tenn.	L, 3-2
Oct. 12, 2018	at Nashville, Tenn.	W, 2-0
Sept. 22, 2019	Martin, Tenn.	W, 1-0
Nov. 3, 2019	Martin, Tenn.	L, 3-2

BETHEL

UT Martin leads 2-0-0

Sept. 21, 2008	Martin, Tenn.	W, 3-1
Aug. 27, 2014	Martin, Tenn.	W, 6-0

BUTLER

Series tied 0-0-1

Sept. 2, 2012	at Indianapolis, Ind.	T, 0-0 (2OT)
---------------	-----------------------	--------------

CAL STATE-BAKERSFIELD

Cal State-Bakersfield leads 1-0-0

Sept. 3, 2010	Bakersfield, Calif.	L, 1-0
---------------	---------------------	--------

CENTENARY

Centenary leads 3-0-0

Sept. 18, -0 1999	at Schreveport, La.	L, 9-0
Sept. 10, 2000	at Little Rock, Ark.	L, 8-1
Aug. 26, 2005	at Monroe, La.	L, 2-1

CHATTANOOGA

Chattanooga leads 5-3-2

Sept. 8, 1998	at Chattanooga, Tenn.	L, 5-1
Oct. 22, 1999	Martin, Tenn.	W, 2-1
Oct. 24, 2000	at Chattanooga, Tenn.	L, 6-1
Oct. 9, 2001	Martin, Tenn.	L, 3-2 (OT)
Nov. 1, 2002	at Chattanooga, Tenn.	L, 3-2 (2OT)
Aug. 27, 2004	at Chattanooga, Tenn.	L, 4-1
Aug. 31, 2005	Martin, Tenn.	W, 6-0
Sept. 3, 2006	at Chattanooga, Tenn.	T, 1-1 (2OT)
Sept. 9, 2016	at Chattanooga, Tenn.	W, 3-2
Sept. 1, 2017	Martin, Tenn.	T, 2-2 (2OT)

CHRISTIAN BROTHERS

Christian Brothers leads 2-1-0

Sept. 13, 2000	Martin, Tenn.	L, 7-0
Sept. 7, 2001	at Memphis, Tenn.	L, 12-0
Sept. 16, 2007	Martin, Tenn.	W, 8-1

COLORADO

Colorado leads 1-0-0

Sept. 8, 2013	at Denver, Colo.	L, 4-1
---------------	------------------	--------

CUMBERLAND

UT Martin leads 1-0-0

Aug. 29, 2003	Martin, Tenn.	W, 5-0
---------------	---------------	--------

DENVER

Denver leads 1-0-0

Sept. 6	at Denver, Colo.	L, 1-0
---------	------------------	--------

DRURY

Drury leads 3-0-0

Oct. 4, 1998	at Springfield, Mo.	L, 5-0
Sept. 5, 1999	Martin, Tenn.	L, 4-2
Sept. 15, 2000	at Springfield, Mo.	L, 5-0

EAST TENNESSEE STATE

East Tennessee State leads 2-1-0

Sept. 26, 1999	at Johnson City, Tenn.	L, 4-2
Sept. 23, 2000	Martin, Tenn.	L, 2-1
Sept. 8, 2006	Martin, Tenn.	W, 3-2

EASTERN ILLINOIS

Eastern Illinois leads 13-9-3

Sept. 19, 1998	at Charleston, Ill.	L, 7-1
Oct. 29, 1999	Martin, Tenn.	L, 4-1
Sept. 17, 2000	at Charleston, Ill.	L, 6-0
Oct. 21, 2001	Martin, Tenn.	L, 4-1
Nov. 8, 2002	at Charleston, Ill.	L, 1-0
Oct. 25, 2002*	at Charleston, Ill.	L, 1-0
Oct. 19, 2003	Martin, Tenn.	T, 3-3 (2OT)
Oct. 17, 2004	at Charleston, Ill.	L, 3-1
Oct. 21, 2005	Martin, Tenn.	L, 1-0 (OT)
Sept. 22, 2006	at Charleston, Ill.	L, 1-0
Oct. 31, 2006*	at Charleston, Ill.	L, 1-0
Oct. 19, 2007	Martin, Tenn.	W, 2-1
Sept. 26, 2008	Martin, Tenn.	W, 1-0
Oct. 31, 2009	at Terre Haute, Ind.	W, 1-0
Oct. 22, 2010	at Charleston, Ill.	L, 1-0
Oct. 2, 2011	Martin, Tenn.	L, 1-0
Nov. 3, 2011*	at Cape Girardeau, Mo.	W, 2-1
Oct. 5, 2012	at Charleston, Ill.	W, 5-1
Oct. 25, 2013	Martin, Tenn.	W, 2-0
Oct. 19, 2014	at Charleston, Ill.	W, 2-1 (OT)
Sept. 25, 2015	Martin, Tenn.	W, 3-1
Sept. 25, 2016	at Charleston, Ill.	L, 1-0 (OT)
Oct. 15, 2017	Martin, Tenn.	W, 2-1
Sept. 30, 2018	at Charleston, Ill.	T, 0-0
Sept. 20, 2019	Martin, Tenn.	T, 0-0 (2OT)

EASTERN KENTUCKY

UT Martin leads 10-6-2

Oct. 6, 2004	at Richmond, Ky.	T, 0-0 (2OT)
Sept. 30, 2005	Martin, Tenn.	W, 6-0
Oct. 5, 2007	Martin, Tenn.	W, 1-0
Oct. 17, 2008	at Richmond, Ky.	L, 1-0
Nov. 7, 2008*	at Murray, Ky.	T, 0-0 (4-3 PK)
Oct. 16, 2009	Martin, Tenn.	W, 2-0
Sept. 26, 2010	at Richmond, Ky.	L, 2-1 (2OT)
Oct. 7, 2011	at Richmond, Ky.	L, 2-1
Nov. 4, 2011*	at Cape Girardeau, Mo.	W, 4-0
Oct. 14, 2012	Martin, Tenn.	W, 3-0
Oct. 13, 2013	at Richmond, Ky.	W, 1-0
Oct. 10, 2014	Martin, Tenn.	W, 4-0
Oct. 11, 2015	at Richmond, Ky.	L, 2-0
Oct. 14, 2016	Martin, Tenn.	L, 4-2
Sept. 22, 2017	at Richmond, Ky.	L, 1-0
Oct. 19, 2018	Martin, Tenn.	W, 3-1
Nov. 2, 2018*	Martin, Tenn.	W, 3-2
Oct. 13, 2019	at Richmond, Ky.	W, 4-1

EVANSVILLE

UT Martin leads 5-3-2

Sept. 2, 2001	at Evansville, Ind.	L, 7-0
Sept. 10, 2010	Martin, Tenn.	W, 2-0
Sept. 18, 2011	at Evansville, Ind.	T, 2-2 (2OT)
Aug. 30, 2013	at Evansville, Ind.	L, 3-0
Sept. 3, 2014	Martin, Tenn.	W, 1-0
Aug. 23, 2015	at Evansville, Ind.	W, 3-2
Sept. 13, 2016	Martin, Tenn.	W, 2-0
Aug. 20, 2017	at Evansville, Ind.	L, 2-1
Aug. 29, 2018	Martin, Tenn.	W, 1-0
Aug. 29, 2019	at Evansville, Ind.	T, 1-1 (2OT)

FLORIDA ATLANTIC

Florida Atlantic leads 1-0-0

Oct. 28, 2001	Martin, Tenn.	L, 7-1
---------------	---------------	--------

FLORIDA GULF COAST**Florida Gulf Coast leads 1-0-0**

Sept. 4, 2009	Fort Myers, Fla.	L, 1-0
---------------	------------------	--------

GEORGIA STATE**UTM leads series 2-1-1**

Aug. 21, 2011	Martin, Tenn.	W, 2-0
Sept. 14, 2012	at Atlanta, Ga.	T, 1-1 (2OT)
Sept. 13, 2013	Martin, Tenn.	L, 1-0
Sept. 21	at Atlanta, Ga.	W, 2-0

HAWAII**Hawaii leads 1-0-0**

Sept. 9, 2007	at Honolulu, Hawaii	L, 3-0
---------------	---------------------	--------

HIGH POINT**High Point leads 1-0-0**

Sept. 25, 1999	at Johnson City, Tenn.	L, 4-0
----------------	------------------------	--------

INDIANA**Indiana leads 1-0-0**

Sept. 12, 2019	Martin, Tenn.	L, 2-1
----------------	---------------	--------

INDIANA STATE**Series tied 1-1-0**

Sept. 15, 2013	at Terre Haute, Ind.	L, 4-2
Aug. 31, 2014	Martin, Tenn.	W, 3-0

PURDUE FORT WAYNE**UT Martin leads 2-0-0**

Sept. 21, 2003	Martin, Tenn.	W, 3-1
Sept. 12, 2010	Martin, Tenn.	W, 2-0

JACKSON STATE**UT Martin leads 3-0-0**

Sept. 20, 2002	at Jackson, Miss.	W, 7-0
Sept. 6, 2017	at Jackson, Miss.	W, 2-1
Aug. 26, 2018	Martin, Tenn.	W, 10-0

JACKSONVILLE STATE**UT Martin leads 11-5-3**

Oct. 25, 1998	at Jacksonville, Ala.	L, 6-0
Oct. 3, 2003	at Jacksonville, Ala.	T, 0-0 (2OT)
Oct. 1, 2004	Martin, Tenn.	L, 1-0
Oct. 9, 2005	at Jacksonville, Ala.	L, 3-1
Oct. 15, 2006	Martin, Tenn.	W, 1-0
Sept. 30, 2007	at Jacksonville, Ala.	T, 1-1
Oct. 12, 2008	Martin, Tenn.	W, 1-0
Sept. 27, 2009	at Jacksonville, Ala.	W, 1-0
Oct. 3, 2010	Martin, Tenn.	W, 2-0
Oct. 30, 2011	Martin, Tenn.	W, 2-1 (2OT)
Oct. 26, 2012	at Jacksonville, Ala.	W, 3-1
Oct. 4, 2013	Martin, Tenn.	W, 3-1
Sept. 26, 2014	at Jacksonville, Ala.	L, 2-1 (OT)
Nov. 6, 2014*	at Cape Girardeau, Mo.	T, 1-1 (3-4 PK)
Oct. 16, 2015	Martin, Tenn.	L, 2-0
Oct. 9, 2016	at Jacksonville, Ala.	W, 2-1
Sept. 15, 2017	Martin, Tenn.	W, 1-0
Oct. 7, 2018	at Jacksonville, Ala.	W, 4-1
Oct. 27, 2019	Martin, Tenn.	W, 4-0

KENNESAW STATE**UT Martin leads 2-0-0**

Sept. 16, 2012	Kennesaw, Ga.	W, 2-0
Sept. 19, 2014	Kennesaw, Ga.	W, 1-0

KENTUCKY**Kentucky leads 1-0-0**

Nov. 9, 2012^	at Lexington, Ky.	L, 1-0 (OT)
---------------	-------------------	-------------

LAMBUTH**Series tied 1-1-0**

Sept. 22, 1998	at Jackson, Tenn.	L, 5-2
Sept. 24, 2007	at Jackson, Tenn.	W, 7-1

LIPSCOMB**UT Martin leads 10-1-2**

Oct. 5, 2001	Martin, Tenn.	W, 2-0
Sept. 27, 2002	at Nashville, Tenn.	T, 0-0 (2OT)
Oct. 14, 2003	at Nashville, Tenn.	L, 1-0
Oct. 29, 2004	Martin, Tenn.	W, 4-1
Oct. 28, 2005	at Nashville, Tenn.	W, 5-0
Oct. 27, 2006	Martin, Tenn.	W, 3-0
Aug. 31, 2007	at Nashville, Tenn.	W, 2-0
Aug. 28, 2009	Martin, Tenn.	W, 2-0
Aug. 27, 2010	at Nashville, Tenn.	W, 1-0 (2OT)
Aug. 28, 2011	Martin, Tenn.	W, 1-0
Sept. 9, 2012	Martin, Tenn.	W, 5-1
Sept. 2, 2013	at Nashville, Tenn.	W, 2-0
Sept. 3, 2017	at Nashville, Tenn.	T, 1-1 (2OT)

LITTLE ROCK**UT Martin leads 4-3-2**

Oct. 3, 1998	at Little Rock, Ark.	L, 7-2
Sept. 15, 1999	Martin, Tenn.	L, 2-1
Sept. 8, 2000	at Little Rock, Ark.	L, 3-1
Sept. 23, 2001	Martin, Tenn.	W, 2-1
Sept. 15, 2002	at Little Rock, Ark.	W, 4-1
Sept. 14, 2003	Martin, Tenn.	W, 4-1
Sept. 26, 2004	at Little Rock, Ark.	T, 0-0 (2OT)
Sept. 11, 2005	Martin, Tenn.	W, 3-0
Aug. 25, 2019	Martin, Tenn.	T, 0-0 (2OT)

LONG BEACH STATE**Long Beach State leads 1-0-0**

Sept. 21, 2006	at Flagstaff, Ariz.	L, 1-0
----------------	---------------------	--------

LOUISIANA MONROE**Series Tied 1-1-0**

Sept. 10, 2004	Martin, Tenn.	L, 2-0
Aug. 28, 2005	at Monroe, La.	W, 2-0

LOUISVILLE**Louisville leads 2-1-0**

Aug. 26, 2000	Martin, Tenn.	L, 4-0
Oct. 12, 2001	at Louisville, Ky.	L, 3-1
Aug. 30, 2002	Martin, Tenn.	W, 2-1

LOYOLA-MARYMOUNT**Loyola-Marymount leads 1-0-0**

Sept. 5, 2010	at Los Angeles, Calif.	L, 2-0
---------------	------------------------	--------

MARSHALL**UT Martin leads 2-0-0**

Aug. 18, 2017	Martin, Tenn.	W, 4-1
Aug. 24, 2018	Huntington, WV	W, 3-1

MEMPHIS**Memphis leads 10-1-0**

Sept. 16, 1998	at Memphis, Tenn.	L, 7-1
Sept. 9, 2001	at Memphis, Tenn.	L, 3-0
Oct. 4, 2002	Martin, Tenn.	W, 3-2 (2OT)
Oct. 8, 2003	at Memphis, Tenn.	L, 3-1
Sept. 8, 2004	Martin, Tenn.	L, 2-1
Sept. 7, 2005	at Memphis, Tenn.	L, 3-0
Aug. 27, 2006	Martin, Tenn.	L, 7-0
Sept. 18, 2007	at Memphis, Tenn.	L, 1-4
Nov. 12, 2011^	at Memphis, Tenn.	L, 7-0
Sept. 11, 2015	at Memphis, Tenn.	L, 1-0
Sept. 18, 2016	Martin, Tenn.	L, 5-0

MIAMI (OHIO)**Miami (Ohio) leads 1-0-0**

Sept. 9, 2011	at Oxford, Ohio	L, 2-1
---------------	-----------------	--------

MIDDLE TENNESSEE**Middle Tennessee leads 5-2-1**

Sept. 30, 1998	Martin, Tenn.	L, 1-0
Nov. 1, 1998*	at Murfreesboro, Tenn.	L, 7-0
Sept. 8, 1999	at Murfreesboro, Tenn.	L, 4-3 (2OT)
Nov. 4, 1999*	at Murfreesboro, Tenn.	L, 6-1

Sept. 5, 2000	Martin, Tenn.	L, 3-2
Sept. 4, 2011	at Murfreesboro, Tenn.	W, 1-0
Aug. 25, 2013	Martin, Tenn.	T, 0-0 (2OT)
Sept. 8, 2019	at Murfreesboro, Tenn.	W, 2-1

MISSISSIPPI STATE**Mississippi State leads 4-0-0**

Aug. 20, 2010	Martin, Tenn.	L, 2-1
Aug. 24, 2012	at Starkville, Miss.	L, 3-2
Aug. 28, 2016	at Starkville, Miss.	L, 3-1
Sept. 5, 2019	at Starkville, Miss.	L, 3-0

MISSISSIPPI VALLEY STATE**UT Martin leads 2-0-0**

Aug. 31, 2008	Martin, Tenn.	W, 1-0
Aug. 26, 2012	at Starkville, Miss.	W, 6-1

MISSOURI**Missouri leads 1-0-0**

Sept. 14, 2014	at Columbia, Mo.	L, 1-0
----------------	------------------	--------

MISSOURI-KANSAS CITY**UMKC leads 2-1-0**

Sept. 11, 2009	Martin, Tenn.	W, 3-0
Sept. 6, 2015	at Kansas City, Mo.	L, 4-1
Sept. 4, 2016	Martin, Tenn.	L, 2-0

MISSOURI STATE**Missouri State leads 8-0-1**

Sept. 12, 1999	Martin, Tenn.	L, 7-0
Sept. 29, 2000	at Springfield, Mo.	L, 6-0
Aug. 31, 2001	Martin, Tenn.	L, 1-0
Sept. 1, 2002	at Springfield, Mo.	L, 4-0
Aug. 31, 2003	Martin, Tenn.	T, 1-1 (2OT)
Sept. 4, 2005	at Springfield, Mo.	L, 4-0
Sept. 1, 2006	Martin, Tenn.	L, 4-1
Aug. 29, 2010	at Springfield, Mo.	L, 2-0
Aug. 26, 2011	Martin, Tenn.	L, 2-1

MOREHEAD STATE**UT Martin leads 15-10-2**

Sept. 12, 1998	Martin, Tenn.	W, 2-1
Oct. 8, 1999	at Morehead, Ky.	L, 5-3
Oct. 21, 2000	Martin, Tenn.	L, 5-0
Oct. 14, 2001	at Morehead, Ky.	W, 4-1
Oct. 11, 2002	Martin, Tenn.	W, 10-3
Oct. 31, 2003	Martin, Tenn.	W, 5-0
Sept. 24, 2004	at Morehead, Ky.	L, 4-1
Oct. 2, 2005	Martin, Tenn.	W, 7-1
Oct. 8, 2006	at Morehead, Ky.	T, 0-0 (2OT)
Oct. 7, 2007	Martin, Tenn.	W, 3-1
Nov. 6, 2007*	Martin, Tenn.	W, 2-0
Oct. 19, 2008	at Morehead, Ky.	W, 2-1
Nov. 9, 2008*	at Murray, Ky.	L, 1-0
Oct. 18, 2009	Martin, Tenn.	L, 3-2
Sept. 24, 2010	at Morehead, Ky.	L, 4-0
Oct. 9, 2011	at Morehead, Ky.	W, 2-1 (OT)
Nov. 6, 2011*	at Cape Girardeau, Mo.	W, 2-1
Oct. 12, 2012	Martin, Tenn.	W, 2-0
Oct. 11, 2013	at Morehead, Ky.	W, 3-0
Nov. 10, 2013*	Martin, Tenn.	L, 1-0
Oct. 12, 2014	Martin, Tenn.	T, 1-1 (2OT)
Oct. 25, 2015	at Morehead, Ky.	W, 2-0
Nov. 1, 2015*	Martin, Tenn.	L, 4-2
Oct. 20, 2016	Martin, Tenn.	L, 2-1 (OT)
Sept. 24, 2017	at Morehead, Ky.	L, 4-2
Oct. 19, 2018	Martin, Tenn.	W, 3-1
Oct. 11, 2019	at Morehead, Ky.	W, 2-1

MURRAY STATE**Murray State leads 1-5-3**

Sept. 27, 2000	at Murray, Ky.	L, 7-0
Nov. 1, 2000*	at Murray, Ky.	L, 4-3
Oct. 31, 2001	Martin, Tenn.	L, 4-1
Oct. 20, 2002	at Murray, Ky.	T, 1-1 (2OT)
Oct. 12, 2003	Martin, Tenn.	W, 4-2

Oct. 9, 2004	at Murray, Ky.	L, 3-1
Oct. 13, 2005	Martin, Tenn.	L, 3-1
Oct. 21, 2006	at Murray, Ky.	T, 0-0 (2OT)
Oct. 28, 2007	Martin, Tenn.	L, 1-2
Oct. 5, 2008	at Murray, Ky.	L, 2-1
Oct. 4, 2009	Martin, Tenn.	W, 2-0
Nov. 6, 2009*	at Morehead, Ky.	L, 1-0
Oct. 17, 2010	Martin, Tenn.	L, 1-0
Sept. 23, 2011	at Murray, Ky.	T, 2-2 (2OT)
Sept. 30, 2012	Martin, Tenn.	W, 2-1
Sept. 29, 2013	at Murray, Ky.	W, 2-1
Oct. 31, 2014	Martin, Tenn.	L, 1-0
Oct. 2, 2015	at Murray, Ky.	L, 4-3
Oct. 2, 2016	Martin, Tenn.	L, 2-1
Oct. 1, 2017	at Murray, Ky.	L, 3-1
Oct. 5, 2018	Martin, Tenn.	W, 3-1
Nov. 4, 2018*	Martin, Tenn.	L, 2-1
Sept. 27, 2019	Murray, Ky.	L, 5-1

NORTH ALABAMA**Series Tied 1-1-0**

Oct. 7, 1998	Martin, Tenn.	W, 4-2
Sept. 1, 1999	at Florence, Ala.	L, 4-3 (OT)

NORTHERN ARIZONA**Northern Arizona leads 1-0-0**

Sept. 15, 2006	at Flagstaff, Ariz.	L, 1-0
----------------	---------------------	--------

NORTHWESTERN STATE**Northwestern State leads 2-0-0**

Sept. 19, 1999	at Natchitoches, La.	L, 7-0
Sept. 1, 2000	at Hammond, La.	L, 6-1

OKLAHOMA STATE**Oklahoma State leads 2-0**

Aug. 23	Martin, Tenn.	L, 1-0
Sept. 14	at Stillwater, Okla.	L, 1-0

OLE MISS**Ole Miss leads 2-0**

Sept. 6, 1998	at Oxford, Miss.	L, 12-0
Aug. 28, 1999	Martin, Tenn.	L, 8-0

PACIFIC**Series tied 1-1-0**

Sept. 8, 2007	at Honolulu, Hi.	L, 1-0
Sept. 14, 2008	at Stockton, Calif.	W, 1-0

PURDUE**Purdue leads 1-0**

Aug. 31, 2012	at West LaFayette, Ind.	L, 2-0
---------------	-------------------------	--------

SAINT LOUIS**Series tied 2-2-0**

Oct. 30, 1998	at St. Louis, Mo.	L, 12-0
Sept. 10, 1999	Martin, Tenn.	L, 7-0
Sept. 20, 2013	at St. Louis, Mo.	W, 1-0
Aug. 22, 2014	Martin, Tenn.	W, 3-2 (OT)

SAMFORD**Samford leads 4-0-1**

Oct. 5, 2003	at Birmingham, Ala.	L, 1-0 (OT)
Oct. 3, 2004	Martin, Tenn.	L, 1-0
Oct. 7, 2005	at Birmingham, Ala.	L, 2-0
Oct. 13, 2006	Martin, Tenn.	T, 0-0 (2OT)
Sept. 28, 2007	at Birmingham, Ala.	L, 0-3

SAN FRANCISCO**San Francisco leads 1-0-0**

Sept. 12, 2008	at Stockton, Calif.	L, 1-0
----------------	---------------------	--------

SIUE**UT Martin leads 9-5-0**

Sept. 5, 2008	at Murray, Ky.	W, 4-1
Sept. 20, 2009	Martin, Tenn.	W, 5-0
Sept. 12, 2010	at Edwardsville, Ill.	W, 3-2 (OT)

Sept. 30, 2011	Martin, Tenn.	W, 2-0
Oct. 7, 2012	at Edwardsville, Ill.	L, 1-0
Oct. 27, 2013	Martin, Tenn.	L, 1-0
Nov. 8, 2013*	Martin, Tenn.	W, 2-1 (OT)
Oct. 5, 2014	at Edwardsville, Ill.	L, 2-1
Sept. 27, 2015	Martin, Tenn.	W, 1-0
Sept. 23, 2016	at Edwardsville, Ill.	L, 3-1
Oct. 13, 2017	Martin, Tenn.	W, 3-2 (OT)
Oct. 27, 2017*	at Richmond, Ky.	L, 2-1
Sept. 28, 2018	at Edwardsville, Ill.	W, 3-0
Oct. 6, 2019	Martin, Tenn.	L, 3-0

SOUTH ALABAMA**South Alabama leads 2-1-0**

Sept. 5, 2004	Mobile, Ala.	L, 5-0
Sept. 9, 2005	Martin, Tenn.	W, 3-2
Aug. 30, 2015	Troy, Ala.	L, 7-0

SOUTHEAST MISSOURI**Southeast Missouri leads 11-8-6**

Oct. 19, 1999	at Cape Girardeau, Mo.	L, 3-1
Oct. 17, 2000	at Cape Girardeau, Mo.	L, 2-0
Oct. 24, 2001	Martin, Tenn.	L, 2-0
Oct. 27, 2002	at Cape Girardeau, Mo.	L, 3-0
Oct. 17, 2003	Martin, Tenn.	L, 2-1
Nov. 4, 2003*	Martin, Tenn.	L, 2-0
Oct. 15, 2004	at Cape Girardeau, Mo.	L, 1-0
Oct. 23, 2005	Martin, Tenn.	W, 1-0
Sept. 24, 2006	at Cape Girardeau, Mo.	L, 1-0
Oct. 21, 2007	Martin, Tenn.	T, 0-0
Nov. 9, 2007*	at Cape Girardeau, Mo.	L, 0-1
Sept. 28, 2008	at Cape Girardeau, Mo.	T, 1-1
Oct. 11, 2009	Martin, Tenn.	W, 2-1
Oct. 24, 2010	at Cape Girardeau, Mo.	T, 0-0 (2OT)
Oct. 14, 2010	Martin, Tenn.	L, 2-1
Oct. 21, 2011	at Cape Girardeau, Mo.	W, 2-1 (2OT)
Sept. 25, 2012	at Cape Girardeau, Mo.	T, 1-1 (2OT)
Nov. 2, 2012*	Martin, Tenn.	W, 1-0
Nov. 1, 2013	Martin, Tenn.	W, 1-0 (2OT)
Oct. 3, 2014	at Cape Girardeau, Mo.	W, 2-1
Oct. 29, 2015	Martin, Tenn.	T, 0-0 (2OT)
Oct. 27, 2016	at Cape Girardeau, Mo.	L, 4-1
Sept. 17, 2017	Martin, Tenn.	W, 1-0
Sept. 16, 2018	at Cape Girardeau, Mo.	W, 1-0
Oct. 20, 2019	Martin, Tenn.	T, 2-2 (2OT)

SOUTHEASTERN LOUISIANA**Southeastern Louisiana leads 3-0-1**

Oct. 12, 1999	Martin, Tenn.	L, 3-0
Sept. 3, 2000	at Hammond, La.	L, 4-0
Sept. 22, 2002	at Hammond, La.	T, 1-1 (2OT)
Sept. 12, 2003	Martin, Tenn.	L, 2-1 (2OT)

SOUTHERN MISSISSIPPI**Series Tied 0-0-1**

Sept. 3, 2004	at Mobile, Ala.	T, 0-0 (2OT)
---------------	-----------------	--------------

STEPHEN F. AUSTIN**Stephen F. Austin leads 2-0-0**

Sept. 13, 2002	Martin, Tenn.	L, 2-1
Sept. 5, 2003	at Nacogdoches, Texas	L, 5-2

STETSON**Stetson leads 1-0-0**

Sept. 6, 2009	Fort Myers, Fla.	L, 1-0
---------------	------------------	--------

TENNESSEE**Tennessee leads series 1-0**

Sept. 2, 2018	Knoxville, Tenn.	L, 2-0
---------------	------------------	--------

TENNESSEE TECH**UT Martin leads series 13-10-1**

Sept. 4, 1998	Martin, Tenn.	L, 1-0
Oct. 9, 1998	at Cookeville, Tenn.	L, 1-0
Oct. 1, 1999	at Cookeville, Tenn.	L, 4-0
Oct. 1, 2000	Martin, Tenn.	L, 7-0

Sept. 28, 2001	at Cookeville, Tenn.	L, 2-0
Oct. 6, 2002	Martin, Tenn.	W, 2-0
Oct. 26, 2003	at Cookeville, Tenn.	W, 2-1
Oct. 24, 2004	Martin, Tenn.	L, 3-1
Sept. 23, 2005	at Cookeville, Tenn.	L, 3-2 (OT)
Sept. 29, 2006	Martin, Tenn.	W, 1-0
Oct. 12, 2007	at Cookeville, Tenn.	T, 0-0
Oct. 24, 2008	Martin, Tenn.	W, 1-0
Nov. 4, 2008*	Martin, Tenn.	W, 2-1
Sept. 25, 2009	at Cookeville, Tenn.	L, 1-0 (2OT)
Oct. 10, 2010	Martin, Tenn.	W, 3-0
Oct. 28, 2011	Martin, Tenn.	W, 2-0
Oct. 28, 2012	Martin, Tenn.	W, 6-0
Oct. 18, 2013	at Cookeville, Tenn.	W, 2-1
Sept. 28, 2014	Martin, Tenn.	W, 5-1
Oct. 22, 2015	at Cookeville, Tenn.	W, 2-1
Oct. 16, 2016	Martin, Tenn.	L, 2-1
Oct. 22, 2017	at Cookeville, Tenn.	L, 1-0
Sept. 21, 2018	Martin, Tenn.	W, 3-1
Oct. 25, 2019	at Cookeville, Tenn.	W, 2-1

TROY**Troy leads 2-1-0**

Oct. 24, 1998	at Jacksonville, Ala.	L, 4-0
Aug. 28, 2015	at Troy, Ala.	L, 2-1
Sept. 2, 2016	Martin, Tenn.	W, 2-1

TULSA**Tulsa leads 1-0-0**

Sept. 12, 2014	at Tulsa, Okla.	L, 1-0
----------------	-----------------	--------

UAB**UAB leads 2-0-0**

Aug. 21, 2016	at Birmingham, Ala.	L, 4-1
Aug. 25, 2017	Martin, Tenn.	L, 3-1

UNC ASHEVILLE**Series tied 0-0-1**

Sept. 7, 2008	at Murray, Ky.	T, 0-0
---------------	----------------	--------

UNION**UT Martin leads series 1-0**

Sept. 10, 2018	Martin, Tenn.	W, 3-2
----------------	---------------	--------

VALPARAISO**Valparaiso leads 1-0-0**

Sept. 24, 2000	Martin, Tenn.	L, 6-0
----------------	---------------	--------

VANDERBILT**Vanderbilt leads 2-0-0**

Sept. 18, 2009	at Nashville, Tenn.	L, 3-0
Aug. 17, 2012	Martin, Tenn.	L, 2-0

WESTERN CAROLINA**Western Carolina leads 2-2-0**

Sept. 17, 2015	at Nashville, Tenn.	L, 3-0
Sept. 10, 2017	at Cullowhee, NC	L, 3-2 (OT)
Sept. 7, 2018	Martin, Tenn.	W, 2-1
Sept. 1, 2019	at Cullowhee, NC	L, 5-4

WESTERN KENTUCKY**Western Kentucky leads 3-0-0**

Aug. 21, 2015	at Bowling Green, Ky.	L, 3-1
Aug. 19, 2016	Martin, Tenn.	L, 7-1
Aug. 27, 2017	at Bowling Green, Ky.	L, 1-0 (OT)

WRIGHT STATE**Wright State leads 2-0-0**

Sept. 11, 2011	at Oxford, Ohio	L, 3-2
Sept. 15, 2019	at Oxford, Ohio	T, 2-2 (2OT)

COACHING HISTORY/CONFERENCE STANDINGS

UT MARTIN COACHING HISTORY

NAME	YEARS	OVERALL	PCT.	CONF.	PCT.	CONF. CHAMP.	TOURN. TITLES	NCAA APP.
DR. RUTH HOLDEN	1998-99	3-24	.111	1-8	.111	0	0	0
NATHAN PIFER	2000-05	35-67-8	.354	12-26-4	.333	0	0	0
CRAIG ROBERTS	2006-09	34-27-12	.548	16-9-9	.603	1	0	0
PHIL McNAMARA	2010-PRESENT	98-81-20	.542	55-33-11	.611	3	2	2

1998	OVC	Overall	2005	OVC	Overall	2010	OVC	Overall	2015	OVC	Overall
Tennessee Tech	4-0-0	9-7-2	Samford	7-2-0	15-4-4	Morehead State	7-0-1	13-7-1	Murray State	10-0-0	16-5-0
Eastern Illinois	3-1-0	10-7-1	Eastern Illinois	6-1-2	9-10-2	Southeast Missouri	4-3-1	8-9-1	Tennessee Tech	6-3-1	8-8-4
Middle Tennessee	2-2-0	10-8-0	Southeast Missouri	5-3-1	13-6-1	Austin Peay	4-3-1	14-6-1	Jacksonville State	5-4-1	8-9-2
UT Martin	1-3-0	2-15-0	Murray State	5-3-1	8-10-3	Eastern Illinois	3-2-3	7-9-5	UT Martin	5-4-1	7-11-1
Morehead State	0-4-0	2-16-0	Austin Peay	5-4-0	9-10-0	Eastern Kentucky	4-4-0	7-10-2	Morehead State	5-4-1	9-11-2
			Jacksonville State	4-4-1	8-9-2	Murray State	3-3-2	4-11-4	Southeast Missouri	3-2-5	9-6-7
			Tennessee Tech	3-5-1	6-11-2	UT Martin	3-4-1	8-8-2	Austin Peay	4-6-0	8-10-0
			UT Martin	3-6-0	9-10-0	Tennessee Tech	2-5-1	4-12-1	Eastern Kentucky	4-6-0	4-14-0
			Morehead State	3-6-0	6-11-2	Jacksonville State	1-7-0	3-14-1	Belmont	3-6-1	4-12-2
			Eastern Kentucky	1-8-0	1-14-1	*SIUE	-----	8-7-1	SIUE	2-7-1	5-11-3
						* - reclassifying not eligible for OVC play			Eastern Illinois	2-7-1	4-13-2
1999	OVC	Overall	2006	OVC	Overall	2011	OVC	Overall	2016	OVC	Overall
Eastern Illinois	5-0-0	11-9-0	Samford	6-0-3	11-4-3	Southeast Missouri	8-1-0	12-6-1	Murray State	7-0-3	8-5-4
Tennessee Tech	3-2-0	7-13-0	Morehead State	5-1-3	8-8-3	Eastern Kentucky	5-3-1	7-10-3	Eastern Kentucky	8-2-0	13-5-1
Middle Tennessee	2-2-1	10-10-1	Eastern Illinois	4-1-4	8-7-5	UT Martin	5-3-1	14-7-2	Tennessee Tech	6-2-2	11-6-4
Southeast Missouri	2-3-0	4-8-1	Southeast Missouri	4-3-2	10-8-2	Murray State	4-3-2	7-9-3	SIUE	6-3-1	10-8-5
Morehead State	2-3-0	4-15-0	Austin Peay	3-4-2	6-10-2	Morehead State	4-4-1	11-8-3	Austin Peay	5-2-3	10-6-4
UT Martin	0-5-0	1-19-0	UT Martin	2-3-4	5-9-5	SIUE*	4-5-0	6-9-1	Belmont	5-4-1	6-9-4
			Jacksonville State	3-5-1	5-12-2	Eastern Illinois	4-5-0	5-12-2	Southeast Missouri	3-4-3	9-6-4
			Murray State	2-4-3	5-9-4	Austin Peay	3-5-1	9-8-1	Morehead State	3-6-1	6-11-2
			Eastern Kentucky	2-5-2	4-12-2	Jacksonville State	1-4-4	2-13-4	Jacksonville State	2-8-0	5-13-1
			Tennessee Tech	1-6-2	2-13-3	Tennessee Tech	2-7-0	5-13-1	Eastern Illinois	2-8-0	5-13-0
						* - reclassifying not eligible for postseason play			UT Martin	1-9-0	4-14-0
2000	OVC	Overall	2007	OVC	Overall	2012	OVC	Overall	2017	OVC	Overall
Eastern Illinois	5-0-0	15-4-1	Southeast Missouri	8-0-1	12-2-4	UT Martin	8-1-1	13-6-3	Murray State	8-0-2	15-2-2
Tennessee Tech	4-1-0	12-8-0	Samford	8-1-0	15-5-1	Austin Peay	7-2-1	12-8-1	Tennessee Tech	6-1-3	9-5-3
Southeast Missouri	2-3-0	10-6-1	Murray State	6-3-0	11-8-0	Eastern Kentucky	6-3-1	10-7-3	Eastern Kentucky	6-1-3	11-5-4
Morehead State	2-3-0	9-10-1	UT Martin	4-2-3	10-6-3	Southeast Missouri	5-3-2	7-10-4	Belmont	6-4-0	10-6-2
Murray State	2-3-0	9-11-1	Morehead State	4-4-1	5-10-1	Belmont	4-4-2	8-9-2	Southeast Missouri	4-3-3	8-8-4
UT Martin	0-5-0	0-18-0	Eastern Illinois	4-5-0	8-11-1	SIUE	4-4-2	7-8-4	UT Martin	4-5-1	6-11-3
			Tennessee Tech	2-5-2	4-10-4	Eastern Illinois	4-5-1	6-12-1	SIUE	4-5-1	7-10-2
			Eastern Kentucky	2-6-1	4-11-3	Jacksonville State	3-6-1	10-8-2	Austin Peay	3-4-3	8-7-3
			Jacksonville State	2-6-1	4-12-1	Morehead State	2-5-3	2-12-4	Jacksonville State	3-7-0	6-10-2
			Austin Peay	0-8-1	7-12-1	Tennessee Tech	3-7-0	5-12-1	Morehead State	2-7-2	3-13-1
						Murray State	2-8-0	4-13-0	Eastern Illinois	0-9-1	5-12-2
2001	OVC	Overall	2008	OVC	Overall	2013	OVC	Overall	2018	OVC	Overall
Southeast Missouri	5-0-0	16-2-0	Murray State	7-1-0	12-5-0	UT Martin	8-2-0	11-9-1	UT Martin	9-0-1	15-3-1
Eastern Illinois	4-1-0	14-5-0	Eastern Kentucky	5-3-0	8-8-3	Morehead State	7-3-0	10-11-1	Murray State	7-3-0	13-5-1
Tennessee Tech	3-2-0	12-7-0	UT Martin	4-2-2	10-5-4	Southeast Missouri	6-2-2	9-6-3	Eastern Illinois	4-3-3	6-8-6
Murray State	2-3-0	8-9-0	Morehead State	4-2-2	9-9-3	SIUE	6-3-1	13-5-3	Eastern Kentucky	4-3-3	8-8-4
UT Martin	1-4-0	4-14-0	Eastern Illinois	3-4-1	3-14-2	Eastern Illinois	6-4-0	6-14-0	SIUE	4-5-1	6-9-2
Morehead State	0-5-0	2-16-0	Tennessee Tech	3-4-1	5-14-1	Austin Peay	5-4-1	10-7-2	Belmont	4-5-1	6-8-3
			Jacksonville State	2-5-1	5-10-4	Belmont	5-4-1	7-8-2	Southeast Missouri	3-4-3	5-8-5
			Austin Peay	1-4-3	4-12-3	Eastern Kentucky	4-5-1	5-12-2	Morehead State	4-6-0	5-14-0
			Southeast Missouri	1-5-2	2-9-3	Murray State	3-7-0	6-10-1	Tennessee Tech	3-5-2	7-8-2
			*SIUE	-----	5-8-0	Tennessee Tech	1-8-1	3-15-1	Austin Peay	3-6-1	8-8-1
			* - reclassifying not eligible for OVC play			Jacksonville State	0-9-1	4-13-2	Jacksonville State	2-7-1	4-11-3
2002	OVC	Overall	2009	OVC	Overall	2014	OVC	Overall	2019	OVC	Overall
Southeast Missouri	6-0-0	14-4-2	Morehead State	5-0-3	8-7-4	Southeast Missouri	8-2-0	11-6-0	Southeast Missouri	8-1-1	11-5-1
Eastern Illinois	4-1-1	11-7-4	UT Martin	6-2-0	9-7-0	SIUE	8-2-0	13-6-2	Murray State	8-2	11-8
UT Martin	3-2-1	9-7-3	Murray State	5-2-1	11-9-2	Murray State	7-3-0	11-9-0	UT Martin	6-2-2	8-6-5
Tennessee Tech	3-3-0	12-6-1	Tennessee Tech	3-3-2	7-12-3	UT Martin	6-3-1	12-6-2	SIUE	5-2-3	10-5-5
Murray State	2-2-2	8-7-2	Eastern Illinois	3-3-2	7-8-5	Jacksonville State	6-4-0	12-9-1	Tennessee Tech	4-3-3	6-8-5
Morehead State	0-5-1	2-12-1	Southeast Missouri	2-3-3	5-11-3	Morehead State	5-3-2	11-6-5	Belmont	4-4-2	8-9-5
Austin Peay	0-5-1	0-12-3	Jacksonville State	2-6-0	8-10-0	Belmont	4-4-2	7-7-4	Austin Peay	3-5-2	4-10-4
			Austin Peay	0-6-2	1-13-4	Austin Peay	3-6-1	4-13-1	Eastern Illinois	2-5-3	4-10-4
			*SIUE	-----	3-10-2	Eastern Kentucky	2-7-1	4-14-1	Eastern Kentucky	2-6-2	4-12-2
			* - reclassifying not eligible for OVC play			Eastern Illinois	1-8-1	3-14-2	Morehead State	2-6-2	4-12-2
						Tennessee Tech	0-8-2	2-14-2	Jacksonville State	1-9	4-14
2003	OVC	Overall									
Samford	7-1-0	12-4-5									
Eastern Illinois	6-0-2	11-5-5									
Jacksonville State	4-1-5	11-5-4									
UT Martin	4-2-2	9-7-3									
Southeast Missouri	4-3-1	10-5-5									
Tennessee Tech	3-5-0	9-11-0									
Murray State	3-5-0	6-10-3									
Austin Peay	1-7-0	5-13-1									
Morehead State	0-8-0	2-13-1									
2004	OVC	Overall									
Samford	7-1-0	10-7-1									
Eastern Illinois	6-1-1	13-6-2									
Murray State	4-3-1	8-11-1									
Morehead State	4-4-0	9-9-1									
Jacksonville State	3-3-2	7-11-3									
Southeast Missouri	3-3-2	11-6-2									
Tennessee Tech	2-3-3	7-6-4									
Austin Peay	1-6-1	8-9-2									
UT Martin	1-7-0	4-11-2									

1998 Results

Coach: Dr. Ruth Holden

2-15 Overall • 1-3 OVC

Home: 2-2 • Away: 0-12 • Neutral: 0-1

Date	Opponent	Result	Score
Sept. 4	Tennessee Tech	L	1-0
Sept. 6	at Ole Miss	L	12-0
Sept. 8	at Chattanooga	L	5-1
Sept. 12	Morehead State*	W	2-1
Sept. 16	at Memphis	L	7-1
Sept. 19	at Eastern Illinois*	L	7-1
Sept. 22	at Lambuth	L	5-2
Sept. 30	Middle Tennessee*	L (OT)	1-0
Oct. 3	at Ark.-Little Rock	L	7-2
Oct. 4	at Drury	L	5-0
Oct. 7	North Alabama	W	4-2
Oct. 9	at Tennessee Tech*	L	1-0
Oct. 14	at Belmont	L	6-0
Oct. 24	vs. Troy State^	L	4-0
Oct. 25	at Jacksonville State^	L	6-0
Oct. 30	at Saint Louis	L	12-0
Nov. 1	at Middle Tennessee	L	7-0

* Ohio Valley Conference Match
^ Kick Out Cancer Tournament - Jacksonville, Ala.

1999 Results

Coach: Dr. Ruth Holden

1-19 Overall • 0-5 OVC

Home: 1-9 • Away: 0-10 • Neutral: 0-0

Date	Opponent	Result	Score
Aug. 28	Ole Miss	L	8-0
Sept. 1	at North Alabama	L (OT)	4-3
Sept. 4	Belmont	L	5-1
Sept. 5	Drury	L	4-2
Sept. 8	at Middle Tennessee*	L (OT)	4-3
Sept. 10	Saint Louis	L	7-0
Sept. 12	Southwest Missouri	L	7-0
Sept. 15	Arkansas-Little Rock	L	2-1
Sept. 18	at Centenary	L	9-0
Sept. 19	at Northwestern State	L	7-0
Sept. 25	at High Point	L	4-0
Sept. 26	at East Tennessee	L	4-2
Oct. 1	at Tennessee Tech*	L	4-0
Oct. 8	at Morehead State*	L	5-3
Oct. 9	Appalachian State	L	5-0
Oct. 12	Southeast Louisiana	L	3-0
Oct. 19	at Southeast Missouri*	L	3-1
Oct. 22	Chattanooga	W	2-1
Oct. 29	Eastern Illinois*	L	4-1
Nov. 4	Middle Tennessee#	L	6-1

* Ohio Valley Conference Match
Ohio Valley Conference Tournament

2000 Results

Coach: Nathan Pifer

0-18 Overall • 0-5 OVC

Home: 0-7 • Away: 0-10 • Neutral: 0-1

Date	Opponent	Result	Score
Aug. 26	Louisville	L	4-0
Sept. 1	Northwestern State^	L	6-1
Sept. 3	at Southeastern La.^	L	4-0
Sept. 8	at Arkansas-Little Rock	L	3-1
Sept. 10	Centenary	L	8-1
Sept. 13	Christian Brothers	L	7-0
Sept. 15	at Drury	L	5-0
Sept. 17	at Eastern Illinois*	L	6-0
Sept. 23	East Tennessee	L	2-1
Sept. 24	Valparaiso	L	6-0
Sept. 27	at Murray State*	L	7-0
Sept. 29	at Southwest Missouri	L	6-0
Oct. 1	Tennessee Tech*	L	7-0
Oct. 7	at Belmont	L	3-1
Oct. 17	at Southeast Missouri*	L	2-0
Oct. 21	Morehead State*	L	5-0
Oct. 24	at Chattanooga	L	6-1
Nov. 1	Murray State#	L	4-3

^ Smith Properties/Southeastern Classic - Hammond, La.
* Ohio Valley Conference Match
Ohio Valley Conference Tournament

2001 Results

Coach: Nathan Pifer

4-14 Overall • 1-4 OVC

Home: 1-8 • Away: 3-6 • Neutral: 0-0

Date	Opponent	Result	Score
Aug. 31	Missouri State	L	1-0
Sept. 2	at Evansville	L	7-0
Sept. 5	Middle Tennessee*	L	3-2
Sept. 7	at Christian Brothers	L	12-0
Sept. 9	at Memphis	L	3-0
Sept. 12	Belmont	L	3-2
Sept. 23	at Ark.-Little Rock	W	2-1
Sept. 28	at Tennessee Tech*	L	2-0
Sept. 30	at Alabama	L	5-0
Oct. 5	Lipscomb	W	2-0
Oct. 9	Chattanooga	L (OT)	3-2
Oct. 12	at Louisville	L	3-1
Oct. 14	at Morehead State*	W	4-1
Oct. 19	at Arkansas State	W	1-0
Oct. 21	Eastern Illinois*	L	4-1
Oct. 24	Southeast Missouri*	L	2-0
Oct. 28	Florida Atlantic	L	7-1
Oct. 31	Murray State*	L	4-1

* Ohio Valley Conference Match

2002 Results

Coach: Nathan Pifer

9-7-3 Overall • 3-2-1 OVC

Home: 7-2 • Away: 2-5-3 • Neutral: 0-0

Date	Opponent	Result	Score
Aug. 30	Louisville	W	2-1
Sept. 1	at Southwest Missouri	L	4-0
Sept. 8	Arkansas State	W	5-2
Sept. 13	Stephen F. Austin^	L	2-1
Sept. 15	Arkansas-Little Rock^	W	4-1
Sept. 20	at Jackson State	W	7-0
Sept. 22	at Southeast Louisiana	T (2OT)	1-1
Sept. 27	at Lipscomb	T (2OT)	0-0
Sept. 29	Austin Peay*	W	4-0
Oct. 4	Memphis	W (OT)	3-2
Oct. 6	Tennessee Tech*	W	2-0
Oct. 11	Morehead State*	W	10-3
Oct. 16	at Belmont	W	4-1
Oct. 20	at Murray State*	T (2OT)	1-1
Oct. 25	at Eastern Illinois*	L	1-0
Oct. 27	at Southeast Missouri*	L	3-0
Nov. 1	at Chattanooga	L (OT)	3-2
Nov. 3	Alabama	L	3-0
Nov. 8	Eastern Illinois#	L	1-0

^ PUMA Skyhawk Invitational
* Ohio Valley Conference Match
Ohio Valley Conference Tournament

2003 Results

Coach: Nathan Pifer

9-7-3 Overall • 4-2-3 OVC

Home: 6-3-2 • Away: 3-4-1 • Neutral: 0-0

Date	Opponent	Result	Score
Aug. 29	Cumberland	W	5-0
Aug. 31	Missouri State	T (OT)	1-1
Sept. 5	at Stephen F. Austin	L	5-2
Sept. 7	at Arkansas State	W	1-0
Sept. 12	Southeastern La.	L (OT)	2-1
Sept. 14	Arkansas-Little Rock^	W	4-1
Sept. 17	Belmont^	W	8-0
Sept. 21	IPFW	W	3-1
Oct. 3	at Jacksonville State*	T (2OT)	0-0
Oct. 5	at Samford*	L (OT)	1-0
Oct. 8	at Memphis	L	3-1
Oct. 12	Murray State*	W	4-2
Oct. 14	at Lipscomb	L	1-0
Oct. 17	Southeast Missouri	L	2-1
Oct. 19	Eastern Illinois	T (2OT)	3-3
Oct. 24	at Austin Peay*	W	2-1
Oct. 26	at Tennessee Tech*	W	2-1
Oct. 31	Morehead State*	W	5-0
Nov. 4	Southeast Missouri#	L	2-0

^ PUMA Skyhawk Invitational
* Ohio Valley Conference Match
Ohio Valley Conference Tournament

2004 Results

Coach: Nathan Pifer

4-11-2 Overall • 1-7 OVC

Home: 3-5 • Away: 1-6-1 • Neutral: 0-0-1

Date	Opponent	Result	Score
Aug. 27	at Chattanooga	L	4-1
Sept. 1	at Belmont	W	2-1
Sept. 3	Southern Miss#	T (2OT)	0-0
Sept. 5	at South Alabama#	L	5-0
Sept. 8	Memphis	L	2-1
Sept. 10	Louisiana-Monroe^	L	2-0
Sept. 12	Arkansas State^	W	2-1
Sept. 24	at Morehead State*	L	4-1
Sept. 26	at Ark.-Little Rock	T (2OT)	0-0
Oct. 1	Jacksonville State*	L	1-0
Oct. 3	Samford*	L	1-0
Oct. 9	at Murray State*	L	3-1
Oct. 15	at Southeast Missouri*	L	1-0
Oct. 17	at Eastern Illinois*	L	3-1
Oct. 22	Austin Peay*	W (2OT)	2-1
Oct. 24	Tennessee Tech*	L	3-1
Oct. 29	Lipscomb	W	4-1

Keltie Port City Classic - Mobile, Ala.
^ PUMA Skyhawk Invitational
* Ohio Valley Conference Match

2005 Results

Coach: Nathan Pifer

9-10 Overall • 3-6 OVC

Home: 8-2 • Away: 1-7 • Neutral: 0-1

Date	Opponent	Result	Score
Aug. 26	vs. Centenary#	L	2-1
Aug. 28	at Louisiana-Monroe#	W	2-0
Aug. 31	Chattanooga	W	6-0
Sept. 4	at Missouri State	L	4-0
Sept. 7	at Memphis	L	3-0
Sept. 9	South Alabama^	W	3-2
Sept. 11	Arkansas-Little Rock^	W	3-0
Sept. 16	Belmont	W (2OT)	3-2
Sept. 18	at Arkansas State	L (OT)	3-2
Sept. 23	at Tennessee Tech*	L (OT)	3-2
Sept. 25	at Austin Peay*	L (2OT)	2-1
Sept. 30	Eastern Kentucky*	W	6-0
Oct. 2	Morehead State*	W	7-1
Oct. 7	at Samford*	L	2-0
Oct. 9	at Jacksonville State*	L	3-1
Oct. 13	Murray State*	L	3-1
Oct. 21	Eastern Illinois*	L (OT)	1-0
Oct. 23	Southeast Missouri*	W	1-0
Oct. 28	Lipscomb	W	5-0

Waterfront Grill Classic - Monroe, La.
^ PUMA Skyhawk Invitational
* Ohio Valley Conference Match

2006 Results

Coach: Craig Roberts

5-9-5 Overall • 2-3-4 OVC

Home: 4-3-1 • Away: 1-4-4 • Neutral: 0-2

Date	Opponent	Result	Score
Aug. 25	at Belmont	L	4-1
Aug. 27	Memphis	L	7-0
Sept. 1	Missouri State	L	4-1
Sept. 3	at Chattanooga	T (2OT)	1-1
Sept. 8	East Tennessee State^	W	3-2
Sept. 10	Arkansas State^	W (2OT)	2-1
Sept. 15	vs. Northern Arizona&	L	1-0
Sept. 17	vs. Long Beach State&	L	1-0
Sept. 22	at Eastern Illinois*	L	1-0
Sept. 24	at Southeast Missouri*	L	1-0
Sept. 29	Tennessee Tech	W	1-0
Oct. 1	Austin Peay*	L	3-1
Oct. 6	at Eastern Kentucky*	T (2OT)	0-0
Oct. 8	at Morehead State*	T (2OT)	0-0
Oct. 13	Samford*	T (2OT)	0-0
Oct. 15	Jacksonville State*	W	1-0
Oct. 21	at Murray State*	T (2OT)	0-0
Oct. 27	at Lipscomb	W	3-0
Oct. 31	at Eastern Illinois#	L	1-0

^ PUMA Skyhawk Invitational
& Northern Arizona Invitational
* Ohio Valley Conference Match
Ohio Valley Conference Tournament

2007 Results

Coach: Craig Roberts

10-6-3 Overall • 4-2-3 OVC

Home: 6-1-1 • Away: 4-4-2 • Neutral: 0-1

Date	Opponent	Result	Score
Aug. 31	at Lipscomb	W	2-0
Sept. 8	vs. Pacific&	L	1-0
Sept. 9	at Hawaii&	L	3-0
Sept. 14	Bacone College^	W	8-0
Sept. 16	Christian Brothers^	W	8-1
Sept. 18	at Memphis	L	4-1
Sept. 21	at Arkansas State	W	2-0
Sept. 24	at Lambuth	W	7-1
Sept. 28	at Samford*	L	3-0
Sept. 30	at Jacksonville State*	T (2OT)	1-1
Oct. 5	Eastern Kentucky*	W	1-0
Oct. 7	Morehead State*	W	3-1
Oct. 12	at Tennessee Tech*	T (2OT)	0-0
Oct. 14	at Austin Peay*	W	1-0
Oct. 19	Eastern Illinois*	W (OT)	2-1
Oct. 21	Southeast Missouri	T	0-0
Oct. 28	Murray State*	L (OT)	2-1
Nov. 6	Morehead State#	W	2-0
Nov. 9	at Southeast Missouri#	L	1-0

& Outrigger Hotels Soccer Classic - Waipahu, Hawaii
^ PUMA Skyhawk Invitational
* Ohio Valley Conference Match
Ohio Valley Conference Tournament

2008 Results

Coach: Craig Roberts

10-5-4 Overall • 4-2-2 OVC

Home: 7-1-1 • Away: 2-2-1 • Neutral: 1-2-2

Date	Opponent	Result	Score
Aug. 22	Alabama A&M	W	2-1
Aug. 29	Belmont	L	1-0
Aug. 31	Mississippi Valley State	W	1-0
Sept. 5	SIUE%	W	4-1
Sept. 7	UNC Asheville%	T (2OT)	0-0
Sept. 12	San Francisco^	L	1-0
Sept. 14	at Pacific^	W	1-0
Sept. 21	Bethel	W	3-1
Sept. 26	Eastern Illinois*	W	1-0
Sept. 28	at SE Missouri*	T (2OT)	1-1
Oct. 5	at Murray State*	L	2-1
Oct. 12	Jacksonville State*	W	1-0
Oct. 17	at Eastern Kentucky*	L	1-0
Oct. 19	at Morehead State*	W	2-1
Oct. 24	Tennessee Tech*	W	1-0
Oct. 26	Austin Peay*	T (2 OT)	1-1
Nov. 4	Tennessee Tech#	W	2-1
Nov. 7	vs. Eastern Ky.#	T (4-3 PK)	0-0
Nov. 9	vs. Morehead State#	L	1-0

& Racer-Hampton Inn Classic - Murray, Ky.
^ Pacific Fall Tournament - Stockton, Calif.
* Ohio Valley Conference Match
Ohio Valley Conference Tournament

2009 Results

Coach: Craig Roberts

9-7 Overall • 6-2 OVC

Home: 6-1 • Away: 2-4 • Neutral: 1-2

Date	Opponent	Result	Score
Aug. 28	Lipscomb	W	2-0
Aug. 30	at Belmont	L	2-1
Sept. 4	at Florida Gulf Coast^	L	1-0
Sept. 6	vs. Stetson^	L	1-0
Sept. 11	Missouri-Kansas City&	W	3-0
Sept. 18	at Vanderbilt	L	3-0
Sept. 20	SIUE	W	5-0
Sept. 25	at Tennessee Tech*	L (2OT)	1-0
Sept. 27	at Jacksonville State*	W	1-0
Oct. 4	Murray State*	W	2-0
Oct. 11	Southeast Missouri*	W	2-1
Oct. 16	Eastern Kentucky*	W	2-0
Oct. 18	Morehead State*	L	3-2
Oct. 25	at Austin Peay*	W	3-0
Oct. 31	Eastern Illinois%	W	1-0
Nov. 6	vs. Murray State#	L	1-0

^ Embassy Suites Kick-off Classic - Fort Myers, Fla.
& PUMA Skyhawk Invitational
* Ohio Valley Conference Match
% Match played in Terre Haute, Ind.
Ohio Valley Conference Tournament

2010 Results

Coach: Phil McNamara

8-8-2 Overall • 3-4-1 OVC

Home: 5-2 • Away: 3-6-2 • Neutral: 0-0

Date	Opponent	Result	Score
Aug. 20	Mississippi State	L	2-1
Aug. 22	at Arkansas State	T (2OT)	2-2
Aug. 27	at Lipscomb	W (2OT)	1-0
Aug. 29	at Missouri State	L	2-0
Sept. 3	at CSU Bakersfield	L	1-0
Sept. 5	at Loyola-Marymount	L	2-0
Sept. 10	Evansville	W	2-0
Sept. 12	IPFW	W	2-0
Sept. 19	at SIUE	W (OT)	3-2
Sept. 24	at Morehead State*	L	4-0
Sept. 26	at Eastern Kentucky*	L (2OT)	2-1
Oct. 1	Austin Peay*	W	1-0
Oct. 3	Jacksonville State*	W	2-0
Oct. 10	Tennessee Tech*	W	3-0
Oct. 15	Arkansas-Pine Bluff	W	1-0
Oct. 17	Murray State*	L	1-0
Oct. 22	at Eastern Illinois*	L	1-0
Oct. 24	at SE Missouri*	T (2OT)	0-0

* Ohio Valley Conference Match

2011 Results

Coach: Phil McNamara

14-7-2 Overall • 5-3-1 OVC

Home: 7-3 • Away: 4-3-2 • Neutral: 3-1

Date	Opponent	Result	Score
Aug. 19	Arkansas-Pine Bluff	W	5-1
Aug. 21	Georgia State	W	2-0
Aug. 26	Missouri State	L	2-1
Aug. 28	Lipscomb	W	1-0
Sept. 2	Arkansas State	W	4-2
Sept. 4	at Middle Tennessee	W	1-0
Sept. 9	at Miami (Ohio)&	L	2-1
Sept. 11	Wright State&	L	3-2
Sept. 18	at Evansville	T (2OT)	2-2
Sept. 23	at Murray State*	T (2OT)	2-2
Sept. 25	at Austin Peay*	W	2-0
Sept. 30	SIUE*	W	2-0
Oct. 2	Eastern Illinois*	L	1-0
Oct. 7	at Eastern Kentucky*	L	2-1
Oct. 9	at Morehead State*	W (OT)	2-1
Oct. 14	Southeast Missouri*	L	2-1
Oct. 21	at Southeast Missouri	W (2OT)	2-1
Oct. 28	Tennessee Tech*	W	2-0
Oct. 30	Jacksonville State*	W (2OT)	2-1
Nov. 3	Eastern Illinois^	W	2-1
Nov. 4	Eastern Kentucky^	W	4-0
Nov. 6	Morehead State^	W	2-1
Nov. 12	at Memphis\$	L	7-0

& Miami (Ohio) Redhawk Shootout - Oxford, Ohio
^ Ohio Valley Conference Match
* Ohio Valley Conference Tournament - Cape Girardeau, Mo.
\$ NCAA Tournament - Memphis, Tenn.

2012 Results

Coach: Phil McNamara

13-6-3 Overall • 8-1-1 OVC

Home: 8-1 • Away: 4-5-3 • Neutral: 1-0

Date	Opponent	Result	Score
Aug. 17	Vanderbilt	L	2-0
Aug. 24	at Mississippi State&	L	3-2
Aug. 26	vs. Miss. Valley State&	W	6-1
Aug. 31	at Purdue	L	2-0
Sept. 2	at Butler	T (2OT)	0-0
Sept. 7	at Arkansas State	L	4-1
Sept. 9	Lipscomb	W	5-1
Sept. 14	at Georgia State	T (2OT)	1-1
Sept. 16	at Kennesaw State	W	2-0
Sept. 25	at Southeast Missouri*	T (2OT)	1-1
Sept. 28	Austin Peay*	W	2-1
Sept. 30	Murray State*	W	2-1
Oct. 5	at Eastern Illinois*	W	5-1
Oct. 7	at SIUE*	L	1-0
Oct. 12	Morehead State*	W	2-0
Oct. 14	Eastern Kentucky*	W	3-0
Oct. 21	at Belmont*	W	1-0
Oct. 26	at Jacksonville State*	W	3-1
Oct. 28	Tennessee Tech*	W	6-0
Nov. 2	Southeast Missouri^	W	1-0
Nov. 4	Austin Peay^	W	2-0
Nov. 9	at Kentucky\$	L (OT)	1-0

& Bulldog Classic - Starkville, Miss.
^ Ohio Valley Conference Match
* Ohio Valley Conference Tournament - Martin, Tenn.
\$ NCAA Tournament - Lexington, Ky.

2013 Results

Coach: Phil McNamara

11-9-1 Overall • 8-2 OVC

Home: 5-4-1 • Away: 6-4 • Neutral: 0-1

OVC REGULAR SEASON CHAMPIONS

Date	Opponent	Result	Score
Aug. 23	Oklahoma State	L	1-0
Aug. 25	Middle Tennessee	T (2OT)	0-0
Aug. 30	Evansville	L	3-0
Sept. 2	Lipscomb	W	2-0
Sept. 6	at Denver &	L	1-0
Sept. 8	vs. Colorado &	L	4-1
Sept. 13	Georgia State	L	1-0
Sept. 15	at Indiana State	L	4-2
Sept. 20	at Saint Louis	W	1-0
Sept. 27	at Austin Peay*	L	2-1
Sept. 29	at Murray State*	W	2-1
Oct. 4	Jacksonville State*	W	3-1
Oct. 11	at Morehead State*	W	3-0
Oct. 13	at Eastern Kentucky*	W	1-0
Oct. 18	at Tennessee Tech*	W (2OT)	2-1
Oct. 20	Belmont*	W	2-0
Oct. 25	Eastern Illinois*	W	2-0
Oct. 27	SIUE*	L	1-0
Nov. 1	Southeast Missouri*	W (2OT)	1-0
Nov. 8	SIUE^	W (OT)	2-1
Nov. 10	Morehead State^	L	1-0

& Denver Classic - Denver, Colo.
^ Ohio Valley Conference Match
* Ohio Valley Conference Tournament - Martin, Tenn.

2014 Results

Coach: Phil McNamara

12-6-2 Overall • 6-3-1 OVC

Home: 7-1-1 • Away: 5-5 • Neutral: 0-0-1

Date	Opponent	Result	Score
Aug. 22	Saint Louis	W	3-2
Aug. 27	Bethel (TN)	W	6-0
Aug. 31	Indiana State	W	3-0
Sept. 3	Evansville	W	1-0
Sept. 7	at Missouri	L	1-0
Sept. 12	at Tulsa	L	1-0
Sept. 14	at Oklahoma State	L	1-0
Sept. 19	at Kennesaw State	W	1-0
Sept. 21	at Georgia State	W	2-0
Sept. 26	at Jacksonville State*	L (OT)	2-1
Sept. 28	Tennessee Tech*	W	5-1
Oct. 3	at Southeast Missouri*	W	2-1
Oct. 5	at SIUE*	L	2-1
Oct. 10	Eastern Kentucky*	W	4-0
Oct. 12	Morehead State*	T	1-1
Oct. 19	at Eastern Illinois*	W (OT)	2-1
Oct. 24	at Belmont*	W	4-2
Oct. 26	Austin Peay*	W	4-2
Oct. 31	Murray State*	L	1-0
Nov. 6	Jacksonville State^	T (3-4 PK)	1-1

* Ohio Valley Conference Match
^ Ohio Valley Conference Tournament - Cape Girardeau, Mo.

2015 Results

Coach: Phil McNamara

7-11-1 Overall • 5-4-1 OVC

Home: 3-2-1 • Away: 3-7 • Neutral: 1-2

Date	Opponent	Result	Score
Aug. 21	at Western Kentucky	L	3-1
Aug. 23	at Evansville	W	3-2
Aug. 28	at Troy%	L	1-1
Aug. 30	vs. South Alabama%	L	7-0
Sept. 6	at UMKC	L	4-1
Sept. 11	at Memphis	L	1-0
Sept. 17	vs. Western Carolina\$	L	3-0
Sept. 19	vs. Akron\$	W (OT)	2-1
Sept. 25	Eastern Illinois*	W	3-1
Sept. 27	SIUE*	W	1-0
Oct. 2	at Murray State*	L	4-3
Oct. 4	at Austin Peay*	L	3-1
Oct. 11	at Eastern Kentucky*	L	2-0
Oct. 16	Jacksonville State*	L	2-0
Oct. 18	Belmont*	W	3-1
Oct. 22	at Tennessee Tech*	W	2-1
Oct. 25	at Morehead State*	W	2-0
Oct. 29	Southeast Missouri*	T	0-0
Nov. 1	Morehead State^	L	4-2

* Ohio Valley Conference Match
% Troy Trojan Classic - Troy, Ala.
\$ Lipscomb Classic - Nashville, Tenn.
^ Ohio Valley Conference Tournament - Martin, Tenn.

2016 Results

Coach: Phil McNamara
4-14 Overall • 1-9 OVC

Home: 2-8 • Away 2-6 • Neutral: 0-0

Date	Opponent	Result	Score
Aug. 19	Western Kentucky	L	7-1
Aug. 21	at UAB	L	4-1
Aug. 28	at Mississippi State	L	3-1
Sept. 2	Troy	W	2-1
Sept. 4	UMKC	L	2-0
Sept. 9	at Chattanooga	W	3-2
Sept. 13	Evansville	W	2-0
Sept. 18	Memphis	L	5-0
Sept. 23	at SIUE*	L	3-1
Sept. 25	at Eastern Illinois*	L(OT)	1-0
Sept. 30	Austin Peay*	L	4-3
Oct. 2	Murray State*	L	2-1
Oct. 7	at Belmont*	L	1-0
Oct. 9	at Jacksonville State*	W(OT)	2-1
Oct. 14	Eastern Kentucky*	L	4-2
Oct. 16	Tennessee Tech*	L	2-1
Oct. 20	Morehead State*	L(OT)	2-1
Oct. 27	at Southeast Missouri*	L	4-1

* Ohio Valley Conference Match

2017 Results

Coach: Phil McNamara
6-11-3 Overall • 4-5-1 OVC

Home: 5-3-1 • Away 1-7-2 • Neutral: 0-1

Date	Opponent	Result	Score
Aug. 18	Marshall	W	4-1
Aug. 20	at Evansville	L	2-1
Aug. 25	UAB	L	3-1
Aug. 27	at Western Kentucky	L(OT)	1-0
Sept. 1	Chattanooga	T	2-2
Sept. 3	at Lipscomb	T	1-1
Sept. 6	at Jackson State	W	2-1
Sept. 8	Arkansas State	L	2-0
Sept. 10	at Western Carolina	L(OT)	3-2
Sept. 15	Jacksonville State*	W	1-0
Sept. 17	Southeast Missouri*	W	1-0
Sept. 22	at Eastern Kentucky*	L	1-0
Sept. 24	at Morehead State*	L	4-2
Oct. 1	at Murray State*	L	3-1
Oct. 6	Belmont*	L	3-2
Oct. 8	at Austin Peay*	T	2-2
Oct. 13	SIUE*	W(OT)	3-2
Oct. 15	Eastern Illinois*	W	2-1
Oct. 22	at Tennessee Tech*	W	1-0
Oct. 27	vs. SIUE^	L	2-1

* Ohio Valley Conference Match

^ Ohio Valley Conference Tournament - Richmond, Ky.

2018 Results

Coach: Phil McNamara
15-3-1 Overall • 9-0-1 OVC

Home: 10-1 • Away 5-2-1 • Neutral: 0-0
OVC REGULAR SEASON CHAMPIONS

Date	Opponent	Result	Score
Aug. 16	at Arkansas State	L	2-0
Aug. 24	at Marshall	W	3-1
Aug. 26	Jackson State	W	10-0
Aug. 29	Evansville	W	1-0
Sept. 2	at No. 10 Tennessee	L	2-0
Sept. 7	Western Carolina	W	2-1
Sept. 10	Union	W	3-2
Sept. 16	at Southeast Missouri*	W	1-0
Sept. 21	Tennessee Tech*	W	3-1
Sept. 28	at SIUE*	W	3-0
Oct. 5	Murray State*	W	3-1
Oct. 7	at Jacksonville State*	W	4-1
Oct. 12	at Belmont*	W	2-0
Oct. 14	Austin Peay*	W	5-0
Oct. 19	Eastern Kentucky*	W	2-1
Oct. 21	Morehead State*	W	2-1
Nov. 2	vs. Eastern Kentucky^	W	3-2
Nov. 4	vs. Murray State^	L	2-1

* Ohio Valley Conference Match

^ Ohio Valley Conference Tournament - Martin, Tenn.

2019 Results

Coach: Phil McNamara
8-6-5 Overall • 6-2-1 OVC

Home: 3-3-3 • Away 5-3-2 • Neutral: 0-0

Date	Opponent	Result	Score
Aug. 22	Arkansas State	W	3-1
Aug. 25	Little Rock	T (2OT)	0-0
Aug. 29	at Evansville	T (2OT)	1-1
Sept. 1	at Western Carolina	L	5-4
Sept. 5	at Mississippi State	L	3-0
Sept. 8	at Middle Tennessee	W	2-1
Sept. 12	Indiana	L	2-1
Sept. 15	at Wright State	T (2OT)	2-2
Sept. 20	Eastern Illinois*	T (2OT)	0-0
Sept. 22	Belmont*	W	1-0
Sept. 27	at Murray State*	L	5-1
Sept. 29	at Austin Peay*	W	2-0
Oct. 6	SIUE*	L	3-0
Oct. 11	at Morehead State*	W	2-1
Oct. 13	at Eastern Kentucky*	W	4-1
Oct. 20	Southeast Missouri	T (2OT)	2-2
Oct. 25	at Tennessee Tech*	W	2-1
Oct. 27	Jacksonville State*	W	4-0
Nov. 3	vs. Belmont^	L	3-2

* Ohio Valley Conference Match

^ Ohio Valley Conference Tournament - Richmond, Ky.

CONFERENCE TOURNAMENTS

OVC SOCCER TOURNAMENT HISTORY

Year	Champion	Runner-Up	Host
1999	Eastern Illinois	Tennessee Tech	Eastern Illinois
2000	Tennessee Tech	Eastern Illinois	Eastern Illinois
2001	Eastern Illinois	Southeast Missouri	Southeast Missouri
2002	Eastern Illinois	Southeast Missouri	Southeast Missouri
2003	Eastern Illinois	Samford	Samford
2004	Eastern Illinois	Samford	Samford
2005	Samford	Eastern Illinois	Eastern Illinois
2006	Southeast Missouri	Morehead State	Samford
2007	Southeast Missouri	Samford	Southeast Missouri
2008	Morehead State	UT Martin	Murray State
2009	Murray State	Tennessee Tech	Morehead State
2010	Morehead State	Austin Peay	Morehead State
2011	UT Martin	Morehead State	Southeast Missouri
2012	UT Martin	Austin Peay	UT Martin
2013	Morehead State	UT Martin	UT Martin
2014	SIUE	Jacksonville State	Southeast Missouri
2015	Murray State	Southeast Missouri	Murray State
2016	SIUE	Eastern Kentucky	Murray State
2017	Murray State	Eastern Kentucky	Murray State
2018	Murray State	UT Martin	UT Martin
2019	Belmont	SIUE	Southeast Missouri



CONFERENCE TOURNAMENT CHAMPIONSHIP GAME RESULTS

2008 OVC Tournament (Murray, Ky.)
vs. Morehead State (L, 1-0)

2011 OVC Tournament (Cape Girardeau, Mo.)
vs. Morehead State (W, 2-1)

2012 OVC Tournament (Martin, Tenn.)
vs. Austin Peay (W, 2-0)

2013 OVC Tournament (Martin, Tenn.)
vs. Morehead State (L, 1-0)

2018 OVC Tournament (Martin, Tenn.)
vs. Murray State (L, 3-1)

NATIONAL TOURNAMENT APPEARANCES

NCAA Tournament (Memphis, Tenn.)
11/12/11 at Memphis (L, 7-0)

NCAA Tournament (Lexington, Ky.)
11/9/12 at Kentucky (L, 1-0 (OT))

1999 OVC Tournament (Charleston, Ill.)

First Round
#3 Middle Tennessee 6, #6 UT Martin 1

2000 OVC Tournament (Charleston, Ill.)

First Round
#3 Murray State 4, #6 UT Martin 3

2002 OVC Tournament (Cape Girardeau, Mo.)

First Round
#2 Eastern Illinois 1, #3 UT Martin 0

2003 OVC Tournament (Birmingham, Ala.)

First Round
#5 Southeast Missouri 2, #4 UT Martin 0

2006 OVC Tournament (Birmingham, Ala.)

First Round
#3 Eastern Illinois 1, #6 UT Martin 0

2007 OVC Tournament (Cape Girardeau, Mo.)

First Round
#4 UT Martin 2, #5 Morehead State 0
Semifinals
#1 Southeast Missouri 1, #4 UT Martin 0

2008 OVC Tournament (Murray, Ky.)

First Round (Martin, Tenn.)
#3 UT Martin 2, #6 Tennessee Tech 1
Semifinals
#3 UT Martin 0, #2 Eastern Kentucky 0
(UT Martin advances in shootout)
Championship
#4 Morehead State 1, #3 UT Martin 0

2009 OVC Tournament (Morehead, Ky.)

Semifinals
#3 Murray State 1, #2 UT Martin 0

2011 OVC Tournament (Cape Girardeau, Mo.)

First Round
#3 UT Martin 2, #6 Eastern Illinois 1
Semifinals
#3 UT Martin 4, #2 Eastern Kentucky
Championship
#3 UT Martin 2, #5 Morehead State 1

2012 OVC Tournament (Martin, Tenn.)

Semifinals
#1 UT Martin 1, #4 Southeast Missouri 0
Championship
#1 UT Martin 2, #2 Austin Peay 0

2013 OVC Tournament (Martin, Tenn.)

Semifinals
#1 UT Martin 2, #4 SIUE 1 (OT)
Championship
#2 Morehead State 1, #1 UT Martin 0

2014 OVC Tournament (Cape Girardeau, Mo.)

First Round
#5 Jacksonville State 1, #4 UT Martin 1
(Jacksonville State advances in shootout)

2015 OVC Tournament (Murray, Ky.)

First Round
#5 Morehead State 4, #6 UT Martin 2

2017 OVC Tournament (Murray, Ky.)

First Round (Martin, Tenn.)
#7 SIUE 2, #6 UT Martin 1

2018 OVC Tournament (Martin, Tenn.)

Semifinals
#1 UT Martin 3, #4 Eastern Kentucky 2
Championship
#2 Murray State 3, #1 UT Martin 1

2019 OVC Tournament (Martin, Tenn.)

Quarterfinals
#8 Belmont 3, #3 UT Martin 2

ALL-TIME NUMERICAL ROSTER

-00-

Christina Norton (2001)
Megan Dempsey (2002)
Bethany White (2003)
Cara Sullivan (2006-07)
Ashley Angerer (2008)
Lauren MacKenzie (2010-11)
MaKenzie Crawford (2015-18)

-0-

Nikki Keltz (1998-01)
Shannon Lewis (2002)
Allison Cofer (2005)
Ashley Angerer (2007)
Tessa Williams (2008)
Sarah Jett (2008)
Linnsie McMahan (2009)
Elise Applegate (2010)
Mariah Klenke (2011-14)
Maya Jamison (2015-16)
Erica Myers (2017-20)

-1-

Nikki Ammons (1998)
Jane Carroll (1999-00)
Caryn Scheufler (2001-02)
Megan Dempsey (2003-05)
Johanna Rathbun (2007-08)
Aubrey Buehler (2009)
Sarah Tompkins (2012-13)
Callie Thomas (2016-18)
Courtney Turner (2020)

-2-

Holly Wilson (1998)
Emily Cairncross (2001-02)
Brittany Drye (2003)
Sarah Bedell (2004-07)
Stephanie Nilica (2008-10)
Camilla Buoni (2011)
Abby Masters (2013-14)
Sierra Franz (2015)
Sam Clymer (2016)
Bella Roberts (2017-20)

-3-

Ginger Hutchison (1998-00)
Jamie Shaw (2001)
Katie Jackson (2002-05)
Danielle Rogers (2008-09)
Hannah McGowen (2010-13)
Maggie Burkett (2015-18)
Maria Castaldo (2019-20)

-4-

Sarah Beyer (1998)
Lisa de la Mothe (1999-00)
Rachel Callahan (2001-04)
Sarah Singleton (2005-07)
Nuala Deans (2008-09)
Jenna Merrill (2012)
Aoife Lennon (2013)
Rebecca Starnes (2015-16)
Baylee Arnott (2019-20)

-5-

Kyla Green (1998)
Beth Durrett (1999)
Audrey Russell (2000)
Christina Moore (2001)
Tabitha Fishburn (2002-03)
Katie Behrens (2004-07)
Brooke Robertson (2008-11)
Eva Heller (2014)
Zara Musker (2015)
Bianca McFarland (2016-18)

-6-

Kim Thompson (1998)
Nikki Ammons (1999-00)
Ginger Schmitt (2001-04)
Paula Sanematsu (2005)
Sophie Cox (2006-07)
Corey Montgomery (2008)

Kristen Nichols (2009)
Hannah Fessenden (2010-11)
Melisa Erturk (2013)
Katelyn Colvin (2015-18)
Lotte Koot (2019-20)

-7-

Kennisha Cann (1998-99)
Barbara Harman (2000)
Mary Catherine Graziano (2001-02)
Jennifer Ermev (2003-04)
Sabrina Humphries (2005)
Kelly Flannery (2006)
Sarah Sharp (2007)
Sophie Cox (2008-09)
Mary Thompson (2010-2012)
Michelle Calmeyer (2013)
Temple Hughs (2014-15)
Ashley Livingston (2017)
Sam Kelly (2018)
Elin Berggren (2019)
Kiarnie Latham (2020)

-8-

Lydia Lloyd (1998-01)
Meghan Jordan (2002-04)
Erin Jordan (2005)
Caitlin Farrow (2006)
Jenni Duffy (2007-10)
Dominika Conc (2011-14)
Sara Ketis (2015-18)
Megan Drake (2020)

-9-

Rosemary Strasser (1998-99)
Mary Ann Dodson (2000)
Carrie Miller (2001)
Lindsey Tilk (2002-05)
Caitlin Smith (2006-08)
Jordan Warnement (2009)
Bettina Baer (2010)
Alyssa Curtis (2011-14)
Shannon Grattan (2015-17)
Sophia Mankowski (2019-20)

-10-

Julie Zbozien (1998)
Kim Thompson (1999)
Amanda Cadell (2000-01)
Katie Hausauer (2002-05)
Marissa Wood-Sternburgh (2007-10)
Midori Sera (2011-12)
Olivia Bohlman (2014-15)
Kaci Mitchell (2016-18)
Ryann Mushkin (2020)

-11-

Lindsey Clark (1998-99)
Beth Ann Durrett (2000)
Lauren Greer (2001)
Kitty Trent (2002)
Annie Cook (2003-04)
Carey Black (2006)
Danielle Rogers (2007)
Rachel Piper (2008)
Amanda Matthews (2009)
Abi Sanvee (2010-13)
Rianna Jarrett (2014)
Aimee Mackin (2015)
Skylor Keane (2018)

-12-

Lisa de la Mothe (1998)
Meghan McMullen (1999-01)
Lauren Cook (2002)
Jamie Ohleiser (2003-05)
Morgan Walley (2007)
Jessica Hunt (2008-09)
Michaela Gooden (2010)
Amy Maksimowicz (2011-14)
Hope Van Ryckeghem (2015)
Nicole Collins (2016-19)

-13-

Mandy Arledge (1998-99)
Nicole Tobin (2000)
Amy King (2001-03)
Kim Hood (2004-05)
Jamie Furstenberg (2006-09)
Saphyra Coombs-James (2012-16)
Catey Hunt (2019-20)

-14-

Joanna Maas (1998)
Nicole Tobin (1999)
Tavi Ranier (2000-02)
Angela Fiddler (2003)
Andrea Enevoldsen (2004)
Jessica Metcalf (2005-06)
Nuala Deans (2007)
Tori Taylor (2008-10)
Melisa Erturk (2012)
Ellie Myrick (2013-14)
Skylar Boes (2018-20)

-15-

Paige Robinson (1999-00)
Emily Miller (2002)
Kindall Keim (2003-05)
Shannon Wessels (2006)
Kim Boldt (2008-10)
Ashlie Watson (2011-14)
Sophia Sharos (2015-17)

-16-

Megan McMullen (1998)
Amanda Cadell (1999)
Audrey Stone (2000)
Emily Miller (2001)
Dani Myrick (2002-05)
Erin Jordan (2006)
Danielle deGuzman (2008)
Alex Windell (2009)
Lucy Pater (2011-14)
Amy McGivern (2015-18)
Isabel Almarsdóttir (2019)

-17-

Amy Rook (1998)
Sherrie Weeks (1999-02)
Ashley Cedars (2003)
Paula Comerlato (2004-06)
Stephanie Nilica (2007)
Melissa Govea (2008-11)
Jessica Johnson (2012)
Hannah Fessenden (2013)
Deborah Schaudt (2014)
Danae Kaldaridou (2016-18)
Jillian Hildreth (2017-20)

-18-

Sarah Keller (1998)
Leslie Fischer (1999)
Holly McNamara (2000)
Lindsey Randolph (2001)
Rebecca Barrington (2003)
Jamie Price (2004-07)
Katie Imperiale (2008-11)
Jessica Horvath (2012-13)
Taylor Fry (2014)
Sydney Norris (2015)
Miah Olaleye (2017-19)
Gracie Aric (2020)

-19-

Beth Ann Durrett (1998)
Rosemary Strasser (1999-01)
Alissa Rudd (2002)
Caitlin Smith (2003)
Stephanie Krush (2006)
Alex Van Sise (2008)
Morgan Brandon (2010-2012)
Shelby Coleman (2013-15)
Alexius Thomas (2016-19)
Isabelle Thibault (2020)

-20-

Devra Whitney (1998-00)
Christina Moore (2002-04)
Kendall Straessle (2006-07)
Kelly Ann Hutchinson (2008-09)
Rosaelia Loza (2010-11)
Corrie Dew (2012-2013)
Kaci Mitchell (2014-15)
Vanessa Dwumfour-Poku (2017-18)
Allie Buttry (2019)
Emely van der Vliet (2020)

-21-

Carrie Marcus (1998)
Paige Coleman (1999)
Mary Steel (2000)
Joanna Gomez (2002)
Lauren Greco (2003)
Melanie Miller (2004)
Kristina Goldstine (2005-08)
Hillary Hitz (2009)
Kelsey Roberson (2011)
Jaclyn Heckle (2012-14)
Kamryn Chappell (2017-20)

-22-

Jamie Bullington (1998)
Kelli Armstrong (1999)
Meghan Jordan (2001)
Sarah Barnes (2002)
Joanna Gomez (2003-04)
Frankie Maynard (2006-07)
Devan Lowe (2008)
Emily Crye (2009-10)
Morgan Glaenger (2017-20)

-23-

Brandi Irwin (1998-99)
Jody Kiers (2005-08)
Kendyl Wilson (2009-12)

-24-

Shelley Brock (1998)
Alicia Ronca (2008)
Danielle deGuzman (2009)
Ashley Reveiz (2012-14)

-25-

Kristine Jones (1998)
Lindsey Kennetz (2008)
Amy Iwanicki (2009)
Sam Dunn (2010-14)

-26-

Lauren Williamson (2008)

-27-

Holly McNamara (1998)
Haley Klages (2013)
Blare Gerido (2017-20)

-30-

Jacalyn Schubring (2017-20)

-40-

Jaden Hildreth (2017-20)

-44-

Hendrikje Baumann (2018-20)

-47-

Alice Adams (2017-20)

ALL-TIME ROSTER

Player	Season(s)
Alice Adams	2017-20
Ísabel Almarsdóttir	2019
Nikki Ammons	1998-00
Ashley Angerer	2007-08
Elise Applegate	2010
Gracie Aric	2020
Mandy Arledge	1998-99
Kelli Armstrong	1999
Baylee Arnott	2019-20
Bettina Baer	2010
Sarah Barnes	2002
Hendrikje Baurmann	2018-20
Sarah Bedell	2004-07
Katie Behrens	2004-07
Elin Berggren	2019
Sarah Beyer	1998
Carey Black	2006
Skylar Boes	2018-20
Oliva Bohlman	2014-15
Kim Boldt	2008-10
Shelley Brock	1998
Morgan Brandon	2010-12
Aubrey Buehler	2009
Jamie Bullington	1998
Camilla Buoni	2011
Maggie Burkett	2015-18
Allie Buttry	2019
Amanda Cadell	1999-01
Emily Cairncross	2001-02
Rachel Callahan	2001-04
Michelle Calmeyn	2013
Kennisha Cann	1998-99
Jane Carroll	1999-00
Maria Castaldo	2019-20
Ashley Cedars	2003
Kamryn Chappell	2017-20
Lindsey Clark	1998-99
Sam Clymer	2016
Allie Cofer	2005
Paige Coleman	1999
Shelby Coleman	2013-15
Nicole Collins	2016-19
Katelyn Colvin	2015-18
Paula Comerlato	2004-06
Dominika Conc	2011-14
Annie Cook	2003-04
Lauren Cook	2002
Saphyra Coombs-James	2012-16
Sophie Cox	2006-09
MaKenzie Crawford	2015-18
Emily Crye	2009-10
Alyssa Curtis	2011-14
Lisa de la Mothe	1998-00
Nuala Deans	2007-09
Danielle deGuzman	2008-09
Megan Dempsey	2002-05
Corrie Dew	2012-13
Mary Ann Dodson	2000
Megan Drake	2020
Jenni Duffy	2007-10
Sam Dunn	2010-14
Beth Ann Durrett	1998-00
Vanessa Dwumfour-Poku	2017-18
Andrea Enevoldsen	2004
Jennifer Ermyer	2003-04
Melisa Erturk	2012
Caitlin Farrow	2006
Hannah Fessenden	2010-11, 13
Angela Fiddler	2003
Leslie Fischer	1999
Tabitha Fishburn	2002-03
Kelly Flannery	2006
Sierra Franz	2015
Taylor Fry	2014
Jamie Furstenberg	2006-09

Player	Season(s)
Blare Gerido	2017-19
Morgan Glaenzer	2017-20
Kristina Goldstine	2005-08
Michaela Gooden	2010
Melissa Govea	2008-11
Mary Graziano	2001
Shannon Grattan	2015-17
Kyla Green	1998
Lauren Greer	2001
Joanna Gomez	2002-04
Barbara Harman	2000
Katie Hausauer	2002-05
Jaclyn Heckle	2012-14
Eva Heller	2014
Jaden Hildreth	2017-20
Jillian Hildreth	2017-20
Hillary Hitz	2009
Kimberley Hood	2004-05
Jessica Horvath	2012-13
Temple Hughs	2014-15
Sabrina Humphries	2005
Catey Hunt	2019-20
Jessica Hunt	2008-09
Ginger Hutchison	1998-00
Kelly Ann Hutchinson	2008-09
Katie Imperiale	2008-11
Brandi Irwin	1998-99
Amy Iwanicki	2009
Katie Jackson	2002-05
Maya Jamison	2015-16
Rianna Jarrett	2014
Sarah Jett	2008
Jessica Johnson	2012
Kristine Jones	1998
Erin Jordan	2005-07
Meghann Jordan	2001-04
Danae Kaldaridou	2016-18
Skylor Keane	2018
Kindal Keim	2003-05
Sarah Keller	1998
Sam Kelly	2018
Nikki Keltz	1998-01
Lindsey Kennetz	2008
Sara Ketis	2015-18
Jody Kiers	2005-08
Amy King	2001-03
Haley Klages	2013
Mariah Klenke	2011-14
Lotte Koot	2019-20
Stephanie Krush	2006
Kiarnie Latham	2020
Aoife Lennon	2013
Ashley Livingston	2017
Lydia Lloyd	1998-01
Devan Lowe	2008
Rosaelia Loza	2010-11
Joanna Maas	1998
Lauren MacKenzie	2010-11
Amy Maksimowicz	2011-14
Sophia Makowski	2019-20
Carrie Marcus	1998
Abby Masters	2013-14
Amanda Matthews	2009
Frankie Maynard	2005-07
Bianca McFarland	2016-18
Amy McGivern	2015-18
Hannah McGowen	2010-13
Linnsie McMahan	2009
Meghan McMullen	1998-01
Holly McNamara	1998-00
Jenna Merrill	2012
Jessica Metcalf	2005-06
Carrie Miller	2001
Emily Miller	2001-02
Melanie Miller	2004

Player	Season(s)
Kaci Mitchell	2014-18
Corey Montgomery	2008
Christina Moore	2001-04
Ryann Mushkin	2020
Zara Musker	2015
Erica Myers	2017-20
Dani Myrick	2002-05
Ellie Myrick	2013-14
Kristen Nichols	2009
Stephanie Nilica	2007-10
Sydney Norris	2015
Christina Norton	2001
Jamie Ohlheiser	2003-05
Miah Olaleye	2017-19
Ginger Parson	2001-04
Lucy Pater	2011-14
Rachel Piper	2008
Jamie Price	2004-07
Lindsey Randolph	2001
Johanna Rathbun	2007-08
Tavi Renier	2000-02
Ashley Reveiz	2012-14
Kelsey Roberson	2011
Bella Roberts	2017-20
Brooke Robertson	2008-11
Paige Robinson	1999-00
Danielle Rogers	2007-09
Amy Rook	1998
Audrey Russell	2000
Alissa Ruud	2002-03
Paula Sanematsu	2005
Abi Sanvee	2010-13
Deborah Schaudt	2014
Caryn Scheufler	2001-02
Lisa Schmieder	2015
Jacalyn Schubring	2017-20
Midori Sera	2011-12
Sophia Sharos	2015-17
Sarah Sharp	2007
Jamie Shaw	2001
Sarah Singleton	2005-07
Caitlin Smith	2005-08
Rebecca Starnes	2015-16
Mary Steel	2000
Audrey Stone	2000
Kendall Straessle	2006-07
Rosemary Strasser	1998-00
Cara Sullivan	2006-07
Tori Taylor	2008-10
Isabelle Thibault	2020
Lexi Thomas	2016-19
Callie Thomas	2016-18
Kim Thompson	1998-99
Mary Thompson	2010-12
Lindsey Tilk	2002-05
Nicole Tobin	1999-00
Sarah Tompkins	2012-13
Kitty Trent	2002
Courtney Turner	2020
Hope Van Ryckeghem	2015
Alex Van Sise	2008
Emely van der Vliet	2020
Morgan Walley	2007
Jordan Warnement	2009
Ashlie Watson	2012-14
Sherrie Weeks	1999-02
Shannon Wessels	2006
Devra Whitney	1998-00
Tessa Williams	2008
Holly Wilson	1998
Kendyl Wilson	2009-12
Alex Windell	2009
Marissa Wood-Sternburgh	2007-10
Julie Zbozien	1998

HALL OF CHAMPIONS





RECORD:	OVERALL	HOME	AWAY	NEUTRAL
ALL GAMES	9-7	6-1	2-4	1-2
CONFERENCE	6-2	3-1	2-1	1-0
NON-CONFERENCE	3-5	3-0	0-3	0-2

Date	Opponent	Score	Att.	#	Player	gp	g	a	pts	sh	sh%	gw	pk-att
Aug 28	LIPSCOMB	w 2-0	117	23	WILSON, Kendyl	16	4	1	9	21	.190	3	0-0
Aug 30	at Belmont	L 1-2	142	2	NILICA, Stephanie	16	3	1	7	6	.500	2	2-2
Sep 04	at FGCU	L 0-1	261	8	DUFFY, Jenni	16	2	3	7	33	.061	0	0-0
Sep 06	vs STET	L 0-1	60	5	ROBERTSON, Brooke	16	3	0	6	19	.158	2	0-0
Sep 11	UMKC	w 3-0	264	17	GOVEA, Melissa	16	2	2	6	35	.057	1	0-0
Sep 18	at Vanderbilt	L 0-3	407	3	ROGERS, Danielle	16	2	1	5	9	.222	0	0-0
Sep 20	SIUE	w 5-0	112	16	WINDELL, Alex	8	2	0	4	3	.667	1	1-1
* Sep 25	at Tennessee Tech	Lo2 0-1	399	7	COX, Sophie	16	1	2	4	12	.083	0	0-0
* Sep 27	at Jacksonville State	w 1-0	296	18	IMPERIALE, Katie	16	1	1	3	16	.062	0	0-0
* Oct 04	MURRAY STATE	w 2-0	212	20	HUTCHINSON, Kelly An	16	1	1	3	12	.083	0	0-0
* Oct 11	SOUTHEAST MISSOURI	w 2-1	215	25	IWANICKI, Amy	15	1	1	3	10	.100	0	0-0
* Oct 16	EASTERN KENTUCKY	w 2-0	173	14	TAYLOR, Tori	7	1	0	2	6	.167	0	0-0
* Oct 18	MOREHEAD STATE	L 2-3	338	21	HITZ, Hillary	14	1	0	2	5	.200	0	0-0
* Oct 25	at Austin Peay	w 3-0	187	6	NICHOLS, Kristen	16	0	2	2	8	.000	0	0-0
* Oct 31	vs Eastern Illinois	w 1-0	102	10	WOOD-STERNBURGH,	15	0	1	1	5	.000	0	0-0
Nov 06	vs #3 Murray State	L 0-1	0	9	WARNEMENT, Jordan	9	0	1	1	3	.000	0	0-0

TEAM STATISTICS

	UTM	OPP
SHOT STATISTICS		
Goals-Shot attempts	24-211	13-129
Goals scored per game	1.50	0.81
Shot pct.	.114	.101
Shots/Game	13.2	8.1
CORNER KICKS	61	36
PENALTY KICKS	3-3	0-0
PENALTIES		
Yellow cards	13	9
Red cards	0	0
ATTENDANCE		
Total	1431	1692
Dates/Avg Per Date	7/204	6/282
Neutral Site #/Avg	3/54	

#	Player	gp	g	a	pts	sh	sh%	gw	pk-att
23	WILSON, Kendyl	16	4	1	9	21	.190	3	0-0
2	NILICA, Stephanie	16	3	1	7	6	.500	2	2-2
8	DUFFY, Jenni	16	2	3	7	33	.061	0	0-0
5	ROBERTSON, Brooke	16	3	0	6	19	.158	2	0-0
17	GOVEA, Melissa	16	2	2	6	35	.057	1	0-0
3	ROGERS, Danielle	16	2	1	5	9	.222	0	0-0
16	WINDELL, Alex	8	2	0	4	3	.667	1	1-1
7	COX, Sophie	16	1	2	4	12	.083	0	0-0
18	IMPERIALE, Katie	16	1	1	3	16	.062	0	0-0
20	HUTCHINSON, Kelly An	16	1	1	3	12	.083	0	0-0
25	IWANICKI, Amy	15	1	1	3	10	.100	0	0-0
14	TAYLOR, Tori	7	1	0	2	6	.167	0	0-0
21	HITZ, Hillary	14	1	0	2	5	.200	0	0-0
6	NICHOLS, Kristen	16	0	2	2	8	.000	0	0-0
10	WOOD-STERNBURGH,	15	0	1	1	5	.000	0	0-0
9	WARNEMENT, Jordan	9	0	1	1	3	.000	0	0-0
22	CRYE, Emily	13	0	0	0	4	.000	0	0-0
12	HUNT, Jessica	13	0	0	0	2	.000	0	0-0
24	DEGUZMAN, Danielle	6	0	0	0	1	.000	0	0-0
13	FURSTENBERG, Jamie	2	0	0	0	1	.000	0	0-0
15	BOLDT, Kimberley	7	0	0	0	0	.000	0	0-0
11	MATTHEWS, Amanda	1	0	0	0	0	.000	0	0-0
4	DEANS, Nuala	16	0	0	0	0	.000	0	0-0
1	BUEHLER, Aubrey	16	0	0	0	0	.000	0	0-0
0	MCMAHAN, Linnsie	3	0	0	0	0	.000	0	0-0
Total		16	24	17	65	211	.114	9	3-3
Opponents		16	13	10	36	129	.101	7	0-0

#	Goalie	GP	Min.	GA	GAAvg	Saves	Pct	W-L-T	Sho
0	MCMAHAN, Linnsie	3	49:43	0	0.00	1	1.000	0-0-0	0/0
1	BUEHLER, Aubrey	16	1400:37	13	0.84	46	.780	9-6-0	5/0
Total		16	1450:20	13	0.81	47	.783	9-6-0	8
Opponents		16	1450:20	24	1.49	85	.780	6-9-0	5

Goals by Period	1st	2nd	OT	OT2	Total
UT Martin	14	10	0	0	24
Opponents	4	8	0	1	13

Shots by Period	1st	2nd	OT	OT2	Total
UT Martin	91	119	1	0	211
Opponents	59	69	0	1	129

2011 OVC TOURNAMENT

CHAMPIONS



RECORD:	OVERALL	HOME	AWAY	NEUTRAL
ALL GAMES	14-7-2	7-3	4-3-2	3-1
CONFERENCE	5-3-1	3-2	2-1-1	0-0
NON-CONFERENCE	9-4-1	4-1	2-2-1	3-1

Date	Opponent		Score	Att.	#	Player	gp	g	a	pts	sh	sh%	gw	pk-att
Aug 19	ARKANSAS-PINE BLUFF	w	5-1	112	20	LOZA, Rosaelia	23	9	4	22	79	.114	3	0-0
Aug 21	GEORGIA STATE	w	2-0	133	3	MCGOWEN, Hannah	23	3	10	16	41	.073	1	2-2
Aug 26	MISSOURI STATE	L	1-2	241	9	CURTIS, Alyssa	23	5	0	10	48	.104	3	0-0
Aug 28	LIPSCOMB	w	1-0	170	23	WILSON, Kendyl	23	2	6	10	14	.143	0	0-0
Sep 02	ARKANSAS STATE	w	4-2	165	10	SERA, Midori	22	4	0	8	46	.087	2	0-0
Sep 04	at Middle Tennessee	w	1-0	426	16	PATER, Lucy	19	3	2	8	21	.143	1	0-0
Sep 09	at Miami	L	1-2	148	2	BUONI, Camilla	23	3	1	7	21	.143	1	0-0
Sep 11	vs Wright State	L	2-3	63	11	SANVEE, Abi	21	3	1	7	13	.231	1	0-0
Sep 18	at Evansville	To2	2-2	175	17	GOVEA, Melissa	23	2	3	7	8	.250	1	0-0
* Sep 23	at Murray State	To2	2-2	354	8	CONC, Dominika	23	3	0	6	26	.115	0	1-1
* Sep 25	at Austin Peay	w	2-0	0	5	ROBERTSON, Brooke	23	3	0	6	25	.120	0	1-1
* Sep 30	SIUE	w	2-0	314	7	THOMPSON, Mary	19	2	1	5	13	.154	1	0-0
* Oct 02	EASTERN ILLINOIS	L	0-1	226	6	FESSENDEN, Hannah	19	1	1	3	8	.125	0	0-0
* Oct 07	at Eastern Kentucky	L	1-2	133	12	MAKSIMOWICZ, Amy	23	0	3	3	3	.000	0	0-0
* Oct 09	at Morehead State	Wot	2-1	308	18	IMPERIALE, Katie	16	0	1	1	9	.000	0	0-0
* Oct 14	SOUTHEAST MISSOURI	L	1-2	126	00	MACKENZIE, Lauren	15	0	1	1	0	.000	0	0-0
Oct 21	at Southeast Missouri	Wo2	2-1	287	25	DUNN, Sam	11	0	0	0	3	.000	0	0-0
* Oct 28	TENNESSEE TECH	w	2-0	334	19	BRANDON, Morgan	22	0	0	0	3	.000	0	0-0
* Oct 30	JACKSONVILLE STATE	Wo2	2-1	336	21	ROBERSON, Kelsey	13	0	0	0	2	.000	0	0-0
! Nov 03	vs Eastern Illinois	w	2-1	348	0	KLENKE, Mariah	16	0	0	0	0	.000	0	0-0
Nov 04	vs Eastern Kentucky	w	4-0	0	Total	23	43	34	120	383	.112	14	4-4	
Nov 06	vs Morehead State	w	2-1	169	Opponents	23	31	27	89	266	.117	7	0-0	
# Nov 12	at #5 Memphis	L	0-7	1018										

TEAM STATISTICS	UTM	OPP
SHOT STATISTICS		
Goals-Shot attempts	43-383	31-266
Goals scored per game	1.87	1.35
Shot pct.	.112	.117
Shots/Game	16.7	11.6
CORNER KICKS	111	80
PENALTY KICKS	4-4	0-0
PENALTIES		
Yellow cards	14	16
Red cards	0	1
ATTENDANCE		
Total	2157	2849
Dates/Avg Per Date	10/216	9/317
Neutral Site #/Avg	4/145	

#	Goalie	GP	Min.	GA	GAAvg	Saves	Pct	W-L-T	Sho
0	KLENKE, Mariah	16	1119:46	15	1.21	48	.762	10-3-0	2.0
00	MACKENZIE, Lauren	15	1030:40	16	1.40	61	.792	4-4-2	3.0
	Total	23	2150:26	31	1.30	110	.780	14-7-2	7
	Opponents	23	2150:26	43	1.80	123	.741	7-14-2	2

Goals by Period	1st	2nd	OT	OT2	Total
UT Martin	18	22	1	2	43
Opponents	13	18	0	0	31

Shots by Period	1st	2nd	OT	OT2	Total
UT Martin	164	195	14	10	383
Opponents	127	128	7	4	266

Saves by Period	1st	2nd	OT	OT2	Total
UT Martin	57	49	2	2	110
Opponents	58	55	5	5	123

Corners by Period	1st	2nd	OT	OT2	Total
UT Martin	52	50	5	4	111
Opponents	35	39	2	4	80

2012 OVC SEASON AND TOURNAMENT



RECORD:	OVERALL	HOME	AWAY	NEUTRAL
ALL GAMES	13-6-3	8-1-0	4-5-3	1-0-0
CONFERENCE	8-1-1	5-0-0	3-1-1	0-0-0
NON-CONFERENCE	5-5-2	3-1-0	1-4-2	1-0-0

Date	Opponent	Score	Att.
Aug 17	VANDERBILT	L 0-2	279
Aug 24	at Mississippi State	L 2-3	653
Aug 26	vs Miss. Valley St.	W 6-1	116
Aug 31	at Purdue	L 0-2	375
09/02/1	at Butler	0-0	158
Sep 07	at Arkansas State	L 1-4	154
Sep 09	LIPSCOMB	W 5-1	221
Sep 14	at Georgia State	1-1	201
Sep 16	at Kennesaw State	W 2-0	446
* Sep 25	at Southeast Missouri	1-1	222
* Sep 28	AUSTIN PEAY	W 2-1	316
* Sep 30	MURRAY STATE	W 2-1	162
* Oct 05	at Eastern Illinois	W 5-1	64
* Oct 07	at SIUE	L 0-1	235
* Oct 12	MOREHEAD STATE	W 2-0	213
* Oct 14	EASTERN KENTUCKY	W 3-0	134
* 10/21/2	at Belmont	W 1-0	364
* Oct 26	at Jacksonville State	W 3-1	337
* Oct 28	TENNESSEE TECH	W 6-0	217
Nov 02	SOUTHEAST MISSOURI	W 1-0	469
Nov 04	AUSTIN PEAY	W 2-0	773
Nov 09	at Kentucky	L 0-1	871

TEAM STATISTICS

	UTM	OPP
SHOT STATISTICS		
Goals-Shot attempts	45-348	21-252
Goals scored per game	2.05	0.95
Shot pct.	.129	.083
Shots on goal-Attempts	166-348	138-252
SOG pct.	.477	.548
Shots/Game	15.8	11.5
CORNER KICKS	99	80
PENALTY KICKS	0-1	1-3
PENALTIES		
Yellow cards	9	7
Red cards	0	0
ATTENDANCE		
Total	2784	4080
Dates/Avg Per Date	9/309	12/340
Neutral Site #/Avg	1/116	

#	Player	gp	g	a	pts	sh	sh%	sog	sog%	gw	pk-att
13	COOMBS-JAMES, Saph	20	10	4	24	39	.256	21	.538	3	0-0
23	WILSON, Kendyl	22	5	7	17	28	.179	16	.571	1	0-0
11	SANVEE, Abi	22	7	0	14	27	.259	15	.556	1	0-0
10	SERA, Midori	21	6	1	13	55	.109	24	.436	2	0-0
8	CONC, Dominika	22	4	5	13	29	.138	15	.517	1	0-0
9	CURTIS, Alyssa	21	5	2	12	45	.111	21	.467	2	0-0
3	McGOWEN, Hannah	22	3	6	12	50	.060	28	.560	1	0-1
15	WATSON, Ashlie	20	2	1	5	10	.200	6	.600	0	0-0
24	REVEIZ, Ashley	22	1	1	3	15	.067	3	.200	0	0-0
18	HORVATICH, Jessica	16	0	3	3	1	.000	0	.000	0	0-0
7	THOMPSON, Mary	22	1	0	2	13	.077	5	.385	1	0-0
21	HECKLE, Jaclyn	10	1	0	2	8	.125	4	.500	1	0-0
14	ERTURK, Melisa	22	0	1	1	10	.000	2	.200	0	0-0
16	PATER, Lucy	22	0	1	1	6	.000	1	.167	0	0-0
4	MERRILL, Jenna	10	0	1	1	4	.000	3	.750	0	0-0
19	BRANDON, Morgan	18	0	1	1	3	.000	0	.000	0	0-0
0	KLENKE, Mariah	21	0	1	1	0	.000	0	.000	0	0-0
12	MAKSIMOWICZ, Amy	22	0	0	0	5	.000	2	.400	0	0-0
20	DEW, Corrie	8	0	0	0	0	.000	0	.000	0	0-0
17	JOHNSON, Jessica	8	0	0	0	0	.000	0	.000	0	0-0
1	TOMPKINS, Sarah	4	0	0	0	0	.000	0	.000	0	0-0
Total		22	45	35	125	348	.129	166	.477	13	0-1
Opponents		22	21	17	59	252	.083	138	.548	6	1-3

#	Goalie	GP	Min.	GA	GAAvg	Saves	Pct	W-L-T	Sho
1	TOMPKINS, Sarah	4	175:56	1	0.51	19	.950	1-0-0	0
0	KLENKE, Mariah	21	1866:35	20	0.96	95	.826	12-6-3	6
Total		22	2042:31	21	0.93	117	.848	13-6-3	8
Opponents		22	2042:31	45	1.98	121	.729	6-12-3	5

Goals by Period	1st	2nd	OT	OT2	Total
UT Martin	18	27	0	0	45
Opponents	7	13	1	0	21

Shots by Period	1st	2nd	OT	OT2	Total
UT Martin	181	156	4	7	348
Opponents	104	135	7	6	252

Saves by Period	1st	2nd	OT	OT2	Total
UT Martin	50	63	2	2	117
Opponents	65	53	2	1	121

Corners by Period	1st	2nd	OT	OT2	Total
UT Martin	54	43	0	2	99
Opponents	28	47	1	4	80



RECORD:	OVERALL	HOME	AWAY	NEUTRAL
ALL GAMES	11-9-1	5-4-1	6-4	0-1
CONFERENCE	8-2	4-1	4-1	0-0
NON-CONFERENCE	3-7-1	1-3-1	2-3	0-1

Date	Opponent	Score	Att.	#	Player	gp	g	a	pts	sh	sh%	sog	sog%	qw	pk-att
Aug 23	OKLAHOMA STATE	L 0-1	724	11	SANVEE, Abi	21	5	1	11	25	.200	10	.400	4	0-0
Aug 25	MIDDLE TENNESSEE	To2 0-0	134	4	LENNON, Aoife	21	4	2	10	56	.071	26	.464	3	0-0
Aug 30	at Evansville	L 0-3	401	14	MYRICK, Ellie	21	3	3	9	36	.083	19	.528	1	0-0
Sep 02	at Lipscomb	w 2-0	302	9	CURTIS, Alyssa	21	4	0	8	46	.087	18	.391	1	1-1
Sep 06	at #20 Denver	L 0-1	418	8	CONC, Dominika	21	3	2	8	43	.070	21	.488	2	0-0
Sep 08	vs Colorado	L 1-4	0	7	CALMEYN, Michelle	21	2	1	5	20	.100	9	.450	0	0-0
Sep 13	GEORGIA STATE	L 0-1	431	15	WATSON, Ashlie	21	2	1	5	19	.105	7	.368	0	0-0
Sep 15	at Indiana State	L 2-4	230	3	MCGOWEN, Hannah	20	1	2	4	39	.026	17	.436	0	0-0
Sep 20	at Saint Louis	w 1-0	347	17	FESSENDEN, Hannah	21	1	1	3	7	.143	5	.714	0	0-0
* Sep 27	at Austin Peay	L 1-2	530	16	PATER, Lucy	21	0	2	2	15	.000	5	.333	0	0-0
* Sep 29	at Murray St.	w 2-1	65	12	MAKSIMOWICZ, Amy	21	0	0	0	13	.000	7	.538	0	0-0
* Oct 4	JACKSONVILLE STATE	w 3-1	126	24	REVEIZ, Ashley	13	0	0	0	4	.000	2	.500	0	0-0
* Oct 11	at Morehead State	w 3-0	237	25	DUNN, Sam	10	0	0	0	3	.000	1	.333	0	0-0
* Oct 13	at Eastern Kentucky	w 1-0	213	21	HECKLE, Jaclyn	14	0	0	0	3	.000	2	.667	0	0-0
* Oct 18	at Tennessee Tech	Wo2 2-1	421	18	HORVATICH, Jessica	19	0	0	0	3	.000	2	.667	0	0-0
* Oct 20	BELMONT	w 2-0	412	2	MASTERS, Abby	16	0	0	0	3	.000	1	.333	0	0-0
* Oct 25	EASTERN ILLINOIS	w 2-0	225	27	KLAGES, Haley	8	0	0	0	1	.000	1	1.000	0	0-0
* Oct 27	SIU EDWARDSVILLE	L 0-1	289	19	COLEMAN, Shelby	20	0	0	0	1	.000	0	.000	0	0-0
* Nov. 1	SOUTHEAST MISSOURI	Wo2 1-0	412	1	TOMPKINS, Sarah	5	0	0	0	0	.000	0	.000	0	0-0
Nov 8	SIU EDWARDSVILLE	Wot 2-1	573	0	KLENKE, Mariah	20	0	0	0	0	.000	0	.000	0	0-0
Nov 10	MOREHEAD STATE	L 0-1	549		Total	21	25	15	65	337	.074	153	.454	11	1-1
					Opponents	21	22	18	62	277	.079	127	.458	9	0-1

TEAM STATISTICS	UTM	OPP
SHOT STATISTICS		
Goals-Shot attempts	25-337	22-277
Goals scored per game	1.19	1.05
Shot pct.	.074	.079
Shots on goal-Attempts	153-337	127-277
SOG pct.	.454	.458
Shots/Game	16.0	13.2
GOAL BREAKDOWN		
Penalty	1	0
Unassisted	11	6
Overtime	3	0
CORNER KICKS	114	78
Goals off corners	4	0
PENALTY KICKS	1-1	0-1
OFFSIDES	32	37
PENALTIES		
Fouls	135	190
Yellow cards	4	10
Red cards	1	0
ATTENDANCE		
Total	3875	3164
Dates/Avg Per Date	10/388	10/316
Neutral Site #/Avg	1/0	

#	Goalie	GP	Min.	GA	GAA	Saves	Pct	W-L-T	Sho
0	KLENKE, Mariah	20	1687:18	18	0.96	90	.833	9-9-1	7/1
1	TOMPKINS, Sarah	4	267:24	4	1.35	12	.750	2-0-0	0/1
	Total	21	1954:42	22	1.01	105	.827	11-9-1	8
	Opponents	21	1954:42	25	1.15	128	.837	9-11-1	7

Goals by Period	1st	2nd	OT	OT2	Total
UT Martin	11	11	1	2	25
Opponents	8	14	0	0	22

Shots by Period	1st	2nd	OT	OT2	Total
UT Martin	153	171	8	5	337
Opponents	123	147	2	5	277

Saves by Period	1st	2nd	OT	OT2	Total
UT Martin	51	50	1	3	105
Opponents	53	70	3	2	128

Corners by Period	1st	2nd	OT	OT2	Total
UT Martin	52	61	0	1	114
Opponents	37	40	0	1	78

Fouls by Period	1st	2nd	OT	OT2	Total
UT Martin	74	61	0	0	135
Opponents	87	98	3	2	190



RECORD:	OVERALL	HOME	AWAY	NEUTRAL
ALL GAMES	15-3-1	10-1	5-2-1	0-0
CONFERENCE	9-0-1	5-0	4-0-1	0-0
NON-CONFERENCE	6-3	5-1	1-2	0-0

Date	Opponent		Score	Att.
Aug 16	at Arkansas State	L	0-2	102
Aug 24	at Marshall	w	3-1	303
Aug 26	JACKSON STATE	w	10-0	113
Aug 29	EVANSVILLE	w	1-0	127
Sep 2	at #10 Tennessee	L	0-2	950
Sep 07	WESTERN CAROLINA	w	2-1	331
Sep 10	UNION	w	3-2	112
* Sep 16	at Southeast Missouri	w	1-0	212
* Sep 21	TENNESSEE TECH	w	3-1	211
* Sep 28	at SIUE	w	3-0	315
* Sep 30	at Eastern Illinois	To2	0-0	128
* Oct 05	MURRAY STATE	w	3-1	447
* Oct 7	at Jacksonville St.	w	4-1	0
* Oct 12	at Belmont	w	2-0	325
* Oct 14	AUSTIN PEAY	w	5-0	188
* Oct 19	EASTERN KENTUCKY	w	3-1	188
* Oct 21	MOREHEAD STATE	w	2-1	302
Nov 2	#4 EASTERN KENTUCKY	w	3-2	631
Nov 4	MURRAY STATE	L	1-2	651

TEAM STATISTICS	UTM	OPP
SHOT STATISTICS		
Goals-Shot attempts	49-401	17-135
Goals scored per game	2.58	0.89
Shot pct.	.122	.126
Shots on goal-Attempts	196-401	59-135
SOG pct.	.489	.437
Shots/Game	21.1	7.1
CORNER KICKS	109	34
PENALTY KICKS	3-4	2-2
PENALTIES		
Yellow cards	13	15
Red cards	0	1
ATTENDANCE		
Total	3301	2335
Dates/Avg Per Date	11/300	8/292
Neutral Site #/Avg	0/0	

#	Player	gp	g	a	pts	sh	sh%	sog	sog%	qw	pk-att
16	MCGIVERN, Amy	17	14	1	29	68	.206	36	.529	6	1-1
11	KEANE, Skylor	19	7	4	18	44	.159	21	.477	3	0-0
8	KALDARIDOU, Danae	19	6	4	16	49	.122	24	.490	2	1-1
7	KELLY, Samantha	17	4	3	11	35	.114	22	.629	2	0-0
47	ADAMS, Alice	19	3	4	10	43	.070	15	.349	0	0-0
2	ROBERTS, Bella	18	3	3	9	19	.158	6	.316	1	0-0
40	HILDRETH, Jaden	16	4	0	8	17	.235	10	.588	1	0-0
10	MITCHELL, Kaci	18	3	0	6	12	.250	7	.583	0	0-0
12	COLLINS, Nicole	19	1	3	5	22	.045	9	.409	0	0-0
27	GERIDO, Blare	12	2	0	4	11	.182	4	.364	0	0-0
6	COLVIN, Katelyn	16	0	3	3	22	.000	16	.727	0	0-0
21	CHAPPELL, Kamryn	19	1	0	2	6	.167	4	.667	0	1-2
9	KETIS, Sara	19	0	2	2	21	.000	5	.238	0	0-0
44	BAURMANN, Hendrikje	15	0	1	1	4	.000	2	.500	0	0-0
20	POKU, Vanessa	5	0	1	1	2	.000	1	.500	0	0-0
19	THOMAS, Lexi	16	0	1	1	2	.000	1	.500	0	0-0
14	BOES, Skylar	11	0	0	0	11	.000	7	.636	0	0-0
5	MCFARLAND, Bianca	19	0	0	0	6	.000	4	.667	0	0-0
30	SCHUBRING, Jacalyn	18	0	0	0	4	.000	1	.250	0	0-0
3	BURKETT, Maggie	7	0	0	0	2	.000	0	.000	0	0-0
18	OLALEYE, Miah	7	0	0	0	1	.000	0	.000	0	0-0
22	GLAENZER, Morgan	3	0	0	0	0	.000	0	.000	0	0-0
1	THOMAS, Callie	1	0	0	0	0	.000	0	.000	0	0-0
00	CRAWFORD, Makenzie	6	0	0	0	0	.000	0	.000	0	0-0
0	MYERS, Erica	16	0	0	0	0	.000	0	.000	0	0-0
Total		19	49	30	128	401	.122	196	.489	15	3-4
Opponents		19	17	4	38	135	.126	59	.437	3	2-2

#	Goalie	GP	Min.	GA	GAAvg	Saves	Pct	W-L-T	Sho
1	THOMAS, Callie	1	20:20	0	0.00	0	.000	0-0-0	0/1
0	MYERS, Erica	16	1309:26	12	0.82	35	.745	11-2-1	6/0
00	CRAWFORD, Makenzi	6	400:14	5	1.12	6	.545	4-1-0	0/1
Total		19	1730:00	17	0.88	42	.712	15-3-1	7
Opponents		19	1730:00	49	2.55	147	.750	3-15-1	3

Goals by Period	1st	2nd	OT	OT2	Total
UT Martin	19	30	0	0	49
Opponents	7	10	0	0	17

Shots by Period	1st	2nd	OT	OT2	Total
UT Martin	171	230	0	0	401
Opponents	57	78	0	0	135

Saves by Period	1st	2nd	OT	OT2	Total
UT Martin	14	28	0	0	42
Opponents	68	79	0	0	147



UT MARTIN SKYHAWKS

2020-21 SOCCER

Front Row (L-R): JHendrikje Baurmann, Lotte Koot, Jaden Hildreth, Catey Hunt, Emely van der Vliet, Megan Drake, Gracie Aric, Baylee Arnott, Bella Roberts, Kamryn Chappell, Skylar Boes, Sophia Mankowski, Jill Hildreth, Maria Castaldo and Alice Adams. **Back Row (L-R):** Head Coach Phil McNamara, Athletic Trainer Hailey Edwards, Kiarnie Latham, Morgan Glaenzer, Blare Gerido, Courtney Turner, Erica Myers, Jacalyn Schubring, Ryann Mushkin, Isabelle Thibault, Assoc. Head Coach Leslie Gillies and Graduate Assistant Alex Zaroyan.

MARCH

2	EASTERN ILLINOIS*	5 P.M.
5	AT BELMONT*	6:30 P.M.
9	MURRAY STATE*	7 P.M.
12	AT SIUE*	7 P.M.
16	AT MOREHEAD STATE*	5 P.M.
23	JACKSONVILLE STATE*	5 P.M.
26	AT TENNESSEE TECH*	7 P.M.
30	AT AUSTIN PEAY*	2 P.M.

APRIL

2	EASTERN KENTUCKY*	6 P.M.
6	SOUTHEAST MISSOURI*	7 P.M.
16	OVC SOCCER CHAMPIONSHIP	
18	OVC SOCCER CHAMPIONSHIP	

* OHIO VALLEY CONFERENCE MATCH
 HOME MATCHES ARE IN ALL CAPS AND ORANGE
 ALL TIMES ARE CST AND SUBJECT TO CHANGE